

Relativistic model for anisotropic strange stars

Debabrata Deb

*Department of Physics, Indian Institute of Engineering Science and Technology, Shibpur,
Howrah, West Bengal, 711103, India
ddeb.rs2016@physics.iiests.ac.in*

Sourav Roy Chowdhury

*Department of Physics, Indian Institute of Engineering Science and Technology, Shibpur,
Howrah, West Bengal, 711103, India
sourav.rs2016@physics.iiests.ac.in*

Saibal Ray

*Department of Physics, Government College of Engineering and Ceramic Technology,
Kolkata 700010, West Bengal, India
saibal@associates.iucaa.in*

Farook Rahaman

*Department of Mathematics, Jadavpur University, Kolkata 700032, West Bengal, India
rahaman@associates.iucaa.in*

B.K. Guha

*Department of Physics, Indian Institute of Engineering Science and Technology, Shibpur,
Howrah, West Bengal, 711103, India
bkg@physics.iiests.ac.in*

Relativistic model for anisotropic strange stars

Debabrata Deb

*Department of Physics, Indian Institute of Engineering Science and Technology, Shibpur,
Howrah, West Bengal, 711103, India
ddeb.rs2016@physics.iiests.ac.in*

Sourav Roy Chowdhury

*Department of Physics, Indian Institute of Engineering Science and Technology, Shibpur,
Howrah, West Bengal, 711103, India
sourav.rs2016@physics.iiests.ac.in*

Saibal Ray

*Department of Physics, Government College of Engineering and Ceramic Technology,
Kolkata 700010, West Bengal, India
saibal@associates.iucaa.in*

Farook Rahaman

*Department of Mathematics, Jadavpur University, Kolkata 700032, West Bengal, India
rahaman@associates.iucaa.in*

B.K. Guha

*Department of Physics, Indian Institute of Engineering Science and Technology, Shibpur,
Howrah, West Bengal, 711103, India
bkg@physics.iiests.ac.in*

Abstract

In this article, we attempt to find a singularity free solution of Einstein's field equations for compact stellar objects, precisely strange (quark) stars, considering Schwarzschild metric as the exterior spacetime. To this end, we consider that the stellar object is spherically symmetric, static and anisotropic in nature and follows the density profile given by Mak and Harko (2002), which satisfies all the physical conditions. To investigate different properties of the ultra-dense strange stars we have employed the MIT bag model for the quark matter. Our investigation displays an interesting feature that the anisotropy of compact stars increases with the radial coordinate and attains

its maximum value at the surface which seems an inherent property for the singularity free anisotropic compact stellar objects. In this connection we also perform several tests for physical features of the proposed model and show that these are reasonably acceptable within certain range. Further, we find that the model is consistent with the energy conditions and the compact stellar structure is stable with the validity of the TOV equation and Herrera cracking concept. For the masses below the maximum mass point in mass vs radius curve the typical behavior achieved within the framework of general relativity. We have calculated the maximum mass and radius of the strange stars for the three finite values of bag constant B_g .

Keywords: General Relativity; equation of state; exact solution; Strange stars

1. Introduction

Anisotropy is the property of being directionally dependent, which in the present context can be defined as a difference of pressures ($P_t - P_r$, the tangential and radial pressures respectively for the fluid sphere), may arise due to different causes. In relativistic astrophysics it has been suggested that anisotropy arises due to presence of mixture of fluids, rotational motion, existence of superfluid, presence of magnetic field or external field, phase transition so on. In early stages of research on astrophysical anisotropy Ruderman [2] especially conceived that for the high density anisotropy is the inherent property of nuclear matters where interactions are relativistic in nature. On the other hand, Bowers and Liang [3] argued that superdense matter may be anisotropic due to superfluidity and superconductivity in the presence of complex strong interactions. A detailed review work is available by Herrera and Santos [4] where they have discussed possible causes for the appearance of local anisotropy (principal stresses unequal) in selfgravitating systems and presented its main consequences. However, in the later stage diversified investigations to understand the nature and consequences have been performed by several scientists on ultra-dense spherically symmetric fluid spheres having pressure anisotropy [5, 6, 7, 8, 9, 10, 11, 12, 13, 14, 15, 16, 17].

However, to overcome any misunderstanding it is to note in the initial stage that the present model being static one we have ignored the magnetic field associated with the star and hence, anisotropy has not been introduced due to affect of the magnetic field. In the model it is assumed that solely

anisotropic stress generated here due to the anisotropic fluid or the elastic nature of the super fluid or the phase transition. Several investigators already have published papers with different reasons of the anisotropic stress, except rotational effect or magnetic effect [3, 1, 18, 19, 20].

In the context of the physical properties and internal structure of the compact stars Itoh [21] first suggested that the quark stars may exist in hydrostatic equilibrium. According to Bodmer [22] the quark matter made of u , d and s quarks is more stable than any ordinary nuclear matter. Cheng et al. [23] argued that after a supernova explosion, a massive star's core collapses to a strange star. It was also proposed by Alford [24] that in the dense core of a neutron star there is sufficiently high density and low temperature to crush the hadrons into quark matter.

It is quite interesting that the equation of state (EOS) chosen by the following authors in Refs. [25, 26, 27, 28, 29, 30] for neutron stars did not explain the properties of the observed compact stars, like *PSR J1614–2230*, *Vela X–1*, *PSR J1903+327*, *Cen X–3*, *LMC X–4*, whereas the strange matter EOS can explain them. In the interior of such stars there may exist many exotic phases. It is observed that to describe a stellar model made of strange quark matter well known MIT bag EOS can be considered under such a situation. Successful use of the MIT bag EOS to describe strange quark stars the following recent works are available in the literature [31, 32, 33, 34, 35, 36, 37, 38]. This type of simplest form of EOS is very useful to study equilibrium configuration of a compact stellar object made of only up, down and strange quarks even in the framework of general relativity without invoking any quantum mechanical particle physics aspect.

Hence, in the present work our investigation will be mostly restricted to the EOS of strange matter only. It is to mention here that Rahaman et al. [39] by using the MIT bag model proposed a model for strange stars where they were able to analyze the physical properties of the stars from 6 km to the surface. Therefore, here our aim will be to choose a phenomenological MIT bag model [40, 41, 42] where the vacuum pressure B_g confirms the quark confinement that equilibrates the pressure of quarks to stabilize the system. We have proposed a new stable model for strange stars which is neutral, static as well as anisotropic fluid sphere valid under the appropriate physical condition. Using the observed values of the mass of strange stars we have analyzed their physical properties and also predicted respective radii of the stars.

The above study is organized as follows: in Sec. 2 and Sec. 3 basic equa-

tions and the appropriate EOS are respectively provided. We have sought for solutions in Sec. 4 whereas various physical features of the strange stars are discussed in Sec. 5. The article is concluded with a comparative study using provided data sets for the different strange stars and a short discussion in Sec. 6.

2. Basic equations of stellar structure

We consider that the interior of the strange stars is well described by the following space time metric

$$ds^2 = -e^{\nu(r)} dt^2 + e^{\lambda(r)} dr^2 + r^2(d\theta^2 + \sin^2\theta d\phi^2), \quad (1)$$

where ν and λ are functions of the radial coordinate r only.

The energy-momentum tensor for the proposed strange star model is given by

$$T_0^0 = \rho, \quad (2)$$

$$T_1^1 = -P_r, \quad (3)$$

$$T_2^2 = T_3^3 = -P_t, \quad (4)$$

where ρ , P_r and P_t in Eqs. (2), (3) and (4) represent the energy density, radial and tangential pressures respectively for the fluid sphere.

The Einstein field equations are now can be listed below

$$e^{-\lambda} \left(\frac{\lambda'}{r} - \frac{1}{r^2} \right) + \frac{1}{r^2} = 8\pi\rho, \quad (5)$$

$$e^{-\lambda} \left(\frac{1}{r^2} + \frac{\nu'}{r} \right) - \frac{1}{r^2} = 8\pi P_r, \quad (6)$$

$$\frac{1}{2}e^{-\lambda} \left[\frac{1}{2}(\nu')^2 + \nu'' - \frac{1}{2}\lambda'\nu' + \frac{1}{r}(\nu' - \lambda') \right] = 8\pi P_t. \quad (7)$$

Let us define the mass function $m(r)$ of the star as

$$m(r) = 4\pi \int_0^r \rho(r) r^2 dr. \quad (8)$$

Now assuming that the matter density profile inside the quark stars can be described following Mak and Harko [1] as

$$\rho(r) = \rho_c \left[1 - \left(1 - \frac{\rho_0}{\rho_c} \right) \frac{r^2}{R^2} \right], \quad (9)$$

where ρ_c and ρ_0 are the central and surface densities of the star of radius R respectively.

Hence using Eqs. (8) and (9) we find the total mass of the quark star as follows:

$$M = \frac{4}{15}\pi (2\rho_c + 3\rho_0) R^3. \quad (10)$$

3. Equation of State (EOS)

The simplest form of EOS we have taken into account here is that all the three flavors of quarks are non-interacting and confined in a bag which can be expressed as follows

$$P_r + B_g = \sum_f P^f, \quad (11)$$

where the individual pressure P^f (flavor, $f = u, d, s$ of up, down and strange quarks) due to all three quarks are counterbalanced by the total external bag pressure B_g which is a constant quantity within a numerical range.

The total energy density ρ of the de-confined quarks inside the bag is given as

$$\rho = \sum_f \rho^f + B_g, \quad (12)$$

where $\rho^f = 3 P_f$ is energy density of the individual quarks.

From Eqs. (11) and (12) the EOS of the matter distribution can be given as

$$P_r = \frac{1}{3}(\rho - 4 B_g). \quad (13)$$

As the radial pressure must be zero at the surface, so from Eq. (13) we have

$$\rho_0 = 4 B_g, \quad (14)$$

where ρ_0 is the surface density at the surface $r = R$.

In our study of strange stars we have considered values of bag constant as $83 \text{ MeV}/(fm)^3$ [39], $100 \text{ MeV}/(fm)^3$ and $120 \text{ MeV}/(fm)^3$.

4. Solutions of the basic equations

Now with the choice of EOS (13) and using Eqs. (1), (5) - (9) and (14) we obtain the following physical parameters:

$$\lambda(r) = -\ln \left[1 - \frac{8}{3} \pi r^2 \rho_c + \frac{8}{5} \frac{\pi r^4}{R^2} (\rho_c - \rho_0) \right], \quad (15)$$

$$\nu(r) = \left[\frac{B}{A} \left\{ \operatorname{arctanh} \left(\frac{C}{A} \right) - \operatorname{arctanh} \left(\frac{D}{A} \right) \right\} - \frac{2}{3} \ln (Er^4 + F) + G \right], \quad (16)$$

$$P_r = \frac{1}{3} (\rho_c - \rho_0) \left[1 - \frac{r^2}{R^2} \right], \quad (17)$$

$$P_t = \frac{c_1(c_2 r^4 - c_3) - 16\pi c_1^2 r^6 - 10c_4 r^2}{120R^2 \left[\pi r^2 \rho_c R^2 - \frac{3}{5} c_1 \pi r^4 - \frac{3}{8} R^2 \right]}, \quad (18)$$

$$\Delta(r) = P_t - P_r = \frac{[(12c_1^2 r^4 - \frac{1}{5} c_1 c_5 r^2 + c_6) \pi - \frac{9}{2} c_1 R^2] r^2}{36R^2 [r^2 (\frac{3}{5} c_1 r^2 - \rho_c R^2) \pi + \frac{3}{8} R^2]}, \quad (19)$$

where $A = \sqrt{\pi^2 R^2 [10 \pi \rho_c^2 R^2 - 9(\rho_c + \rho_0)]}$, $B = \sqrt{10} \pi R^2 (\rho_0 - 2/3 \rho_c)$, $C = \sqrt{10} \frac{\pi}{5} R^2 (-\rho_c + 6 \rho_0)$, $D = \sqrt{10} \frac{\pi}{5} (-6 r^2 \rho_c + 6 r^2 \rho_0 + 5 \rho_c R^2)$, $E = \pi (-24 \rho_c + 24 \rho_0)$, $F = \pi (40 r^2 \rho_c - 15) R^2$, $G = \frac{2}{3} \ln [-15 R^2 + (16 \rho_c + 24 \rho_0) \pi R^4] - \frac{16}{15} R^2 (\frac{2}{3} \rho_c + \rho_0) \pi + \frac{2}{3}$, $c_1 = (\rho_c - \rho_0)$, $c_2 = 32(\frac{5}{4} \rho_c - \rho_0) \pi R^4$, $c_3 = 15R^4$, $c_4 = 10 [\pi (4\rho_c^2 - 2\rho_c \rho_0 + \rho_0^2) R^2 - 3(\rho_c - \rho_0)] R^2$, $c_5 = \frac{1}{5} (156 \rho_c - 84 \rho_0) R^2$, $c_6 = (6 \rho_c - 3 \rho_0) (4 \rho_c - \rho_0) R^4$ and the constant density ρ_c is the central density at the centre ($r = 0$).

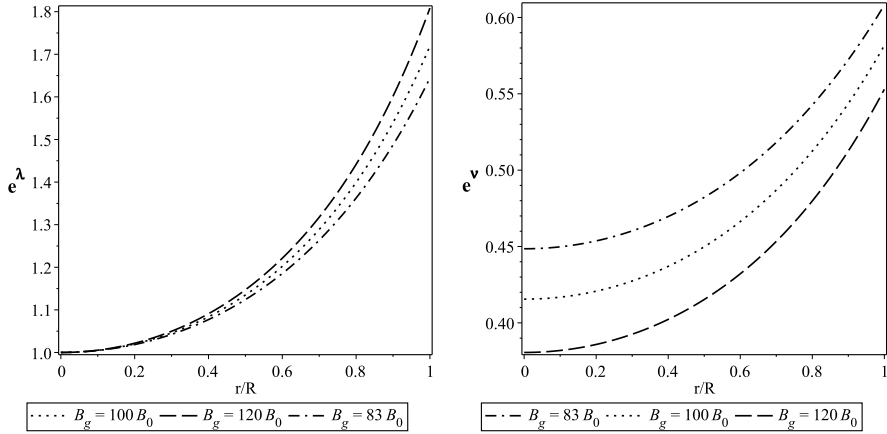


Figure 1: Variation of (i) $e^{\lambda(r)}$ (on the left panel) and (ii) $e^{\nu(r)}$ (on the right panel) as a function of the fractional radial coordinate r/R for the strange star *LMC X - 4*. Here B_0 denotes $1MeV/fm^3$

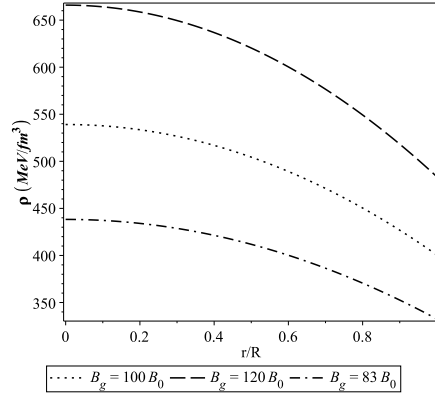


Figure 2: Variation of the density (ρ) as a function of the fractional radial coordinate r/R for the strange star *LMC X - 4*. Here B_0 denotes $1 \text{ MeV}/f\text{m}^3$

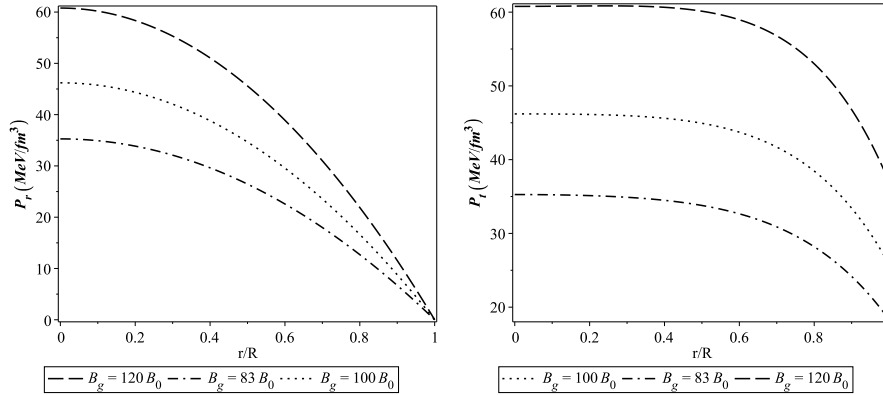


Figure 3: Variation of the radial pressure, P_r (on the left panel) and transverse pressure, P_t (on the right panel) as a function of the fractional radial coordinate r/R for the strange star *LMC X - 4*. Here B_0 denotes $1 \text{ MeV}/f\text{m}^3$

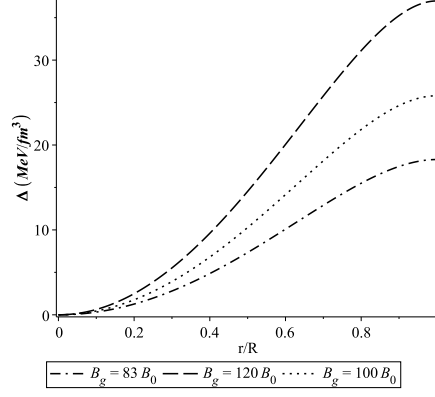


Figure 4: Variation of anisotropy (Δ) as a function of the fractional radial coordinate r/R for the strange star *LMC X - 4*. Here B_0 denotes $1 \text{ MeV}/\text{fm}^3$

In Eq. (13) we have shown the simplest form of EOS of the quark matter. This can be considered as radial part of the EOS which consist of the effect of radial pressure in the form $P_r = \omega_r \rho$. To consider the effect of the tangential pressure, the EOS can be shown as $P_t = \omega_t \rho$, where ω_r and ω_t are respectively the EOS parameters which can be evaluated as

$$\omega_r = \frac{(\rho_c - 4 B_g) (R^2 - r^2)}{(12 B_g - 3 \rho_c) r^2 + 3 \rho_c R^2}, \quad (20)$$

$$\omega_t = \left[-16 \pi (-\rho_c + 4 B_g)^2 r^6 + 32 \left(4 B_g - \frac{5}{4} \rho_c \right) (-\rho_c + 4 B_g) R^2 \pi r^4 - 10 \left\{ \pi (16 B_g^2 - 8 B_g \rho_c + 4 \rho_c^2) R^2 + 12 B_g - 3 \rho_c \right\} R^2 r^2 + 15 R^4 (-\rho_c + 4 B_g) \right] / \left[\left\{ 120 \rho_c R^2 + 120 (-\rho_c + 4 B_g) r^2 \right\} \left\{ \frac{3}{5} \pi (-\rho_c + 4 B_g) r^4 + \pi r^2 \rho_c R^2 - \frac{3}{8} R^2 \right\} \right]. \quad (21)$$

The behaviors of the above physical parameters are shown in Figs. 1 - 5 which are quite satisfactory.

Now let us maximize the anisotropic stress at the surface ($r = R$) without presumption of the nature of extremum. Thus from Eq. (19) we obtain:

$$\rho_c = - \left[\frac{-28\pi R^2 \rho_0 + 16R^4 \pi^2 \rho_0^2 - 15}{32 R^2 \pi (2\pi R^2 \rho_0 + 1)} \pm \frac{\sqrt{-4304 R^4 \pi^2 \rho_0^2 - 3200 R^6 \pi^3 \rho_0^3 - 120 \pi R^2 \rho_0 + 6400 R^8 \pi^4 \rho_0^4 + 225}}{32 R^2 \pi (1 + 2\pi R^2 \rho_0)} \right]. \quad (22)$$

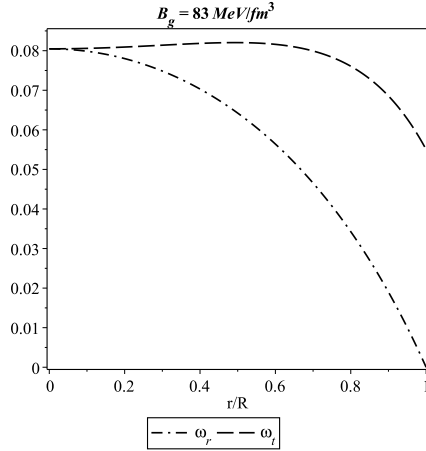


Figure 5: Variation of the radial (ω_r) and tangential (ω_t) EOS parameters as a function of the fractional radial coordinate r/R for the strange star *LMC X - 4*

Again, using Eqs. (10), (14) and (22) and taking the value of bag constant as $83 \text{ MeV}/(fm)^3$ [39] and values of the observed mass as given in Table 1, we get several solutions for R . However, we examine that among all these solutions only one is physically acceptable and also consistent with the Buchdahl condition [43].

5. Some physical features of the model

5.1. Energy conditions of the system

To satisfy the energy conditions, i.e., the null energy condition (NEC), weak energy condition (WEC), strong energy condition (SEC) and dominant energy condition (DEC), for an anisotropic fluid sphere composed of strange matter the following inequalities have to be hold simultaneously:

$$NEC : \rho + P_r \geq 0, \rho + P_t \geq 0, \quad (23)$$

$$WEC : \rho + P_r \geq 0, \rho \geq 0, \rho + P_t \geq 0, \quad (24)$$

$$SEC : \rho + P_r \geq 0, \rho + P_r + 2 P_t \geq 0, \quad (25)$$

$$DEC : \rho \geq 0, \rho - P_r \geq 0, \rho - P_t \geq 0. \quad (26)$$

The above energy conditions are drawn in Fig. 6, which shows that our proposed model for the strange stars satisfies all the energy conditions.

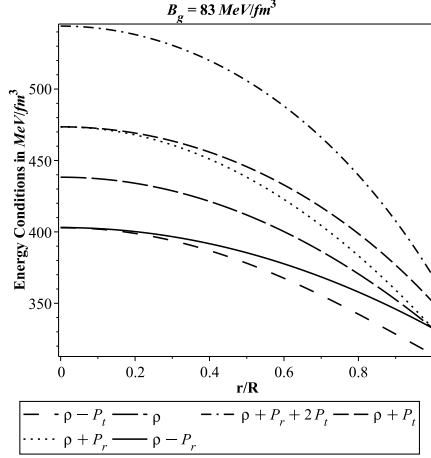


Figure 6: Variation of different energy conditions as a function of the fractional radial coordinate r/R for the strange star *LMC X - 4*. Here value of the bag constant is $B_g = 83 \text{ MeV}/f m^3$

5.2. The generalized Tolman-Oppenheimer-Volkoff equations

According to Tolman [44], Oppenheimer and Volkoff [45], the sum of the physical forces should be equal to zero so that the system is subjected to the equilibrium:

$$F_g + F_h + F_a = 0, \quad (27)$$

where F_g , F_h and F_a are the gravitational, hydrostatic and anisotropic forces respectively.

The generalized TOV equation [46, 9] in its explicit form is

$$-\frac{M_g(\rho + P_r)}{r^2} e^{\frac{\lambda-\nu}{2}} - \frac{dP_r}{dr} + \frac{2}{r}(P_t - P_r) = 0, \quad (28)$$

where M_g is the the effective gravitational mass of the system which is defined as

$$M_g = \frac{1}{2} r^2 e^{\frac{\nu-\lambda}{2}} \nu'. \quad (29)$$

Here for our system $F_g = -\frac{1}{2}[\rho + P_r]\nu'$, $F_h = -\frac{dP_r(r)}{dr}$, and $F_a = 2\frac{(P_t - P_r)}{r}$.

The nature of above TOV equation is shown in Fig. 7. From this it is clear that our proposed model has achieved equilibrium state under the combined effects of the forces.

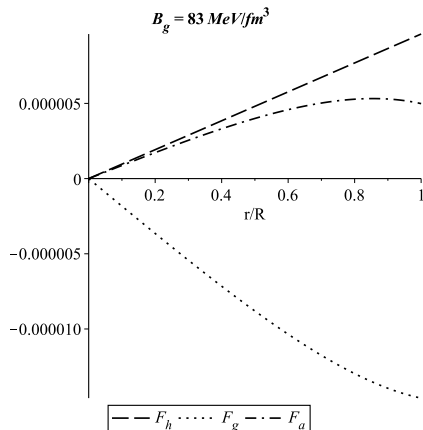


Figure 7: Variation of different forces as a function of the fractional radial coordinate r/R for the strange star *LMC X - 4*. Here value of the bag constant is $B_g = 83 \text{ MeV}/\text{fm}^3$

5.3. Herrera cracking concept

Using the concept of Herrera’s cracking [47] we have examined the stability of our system. The condition of causality establishes the physical acceptability of a fluid distribution, which demands $0 \leq v_{st}^2 \leq 1$ and $0 \leq v_{sr}^2 \leq 1$. Also, for the stability of the matter distribution the condition of Herrera [47] and Andréasson [48] is $|v_{st}^2 - v_{sr}^2| \leq 1$ which suggests that ‘no cracking’ is an essential condition to show a region potentially stable. From Fig. 8 we observe that our system satisfies all of these conditions and thus provides a stable system.

5.4. Mass-Radius relation

Following the work of Buchdahl [43] the maximum allowable mass-radius ratio for the above proposed anisotropic fluid sphere can be calculated. He has proposed that the maximum limit of mass-radius ratio for static spherically symmetric perfect fluid star should satisfy the following upper bound $2M/R \leq 8/9$ ($\simeq 0.89$). However, Mak and Harko [49] have given the generalized expression for the same mass-radius ratio.

The total mass of the anisotropic compact star which is defined in Eq. (10) can be considered as the maximum mass $M_{max} = 4(2\rho_c + 3\rho_0)\pi R^3/15$. From this mass-radius relation we find out numerical values of different compact star candidates in Table 1 and observe that all the values fall within the acceptable range as specified by Buchdahl [43]. The mass and radius of the

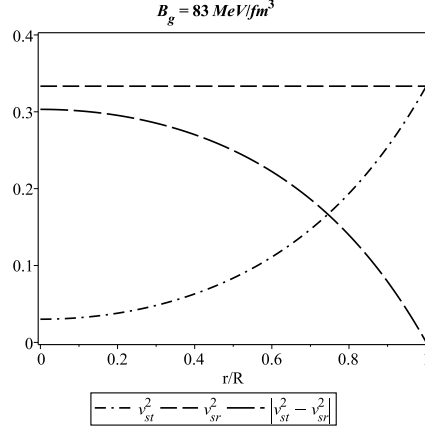


Figure 8: Variation of the square of radial (v_{sr}^2) and tangential (v_{st}^2) sound speed and modulus of difference of the square of sound speed ($|v_{st}^2 - v_{sr}^2|$) as a function of the fractional radial coordinate r/R for the strange star *LMC X-4*. Here value of the bag constant is $B_g = 83 \text{ MeV}/\text{fm}^3$

strange stars are featured in Fig. 9 whereas their changes with respect to the central density in Fig. 10.

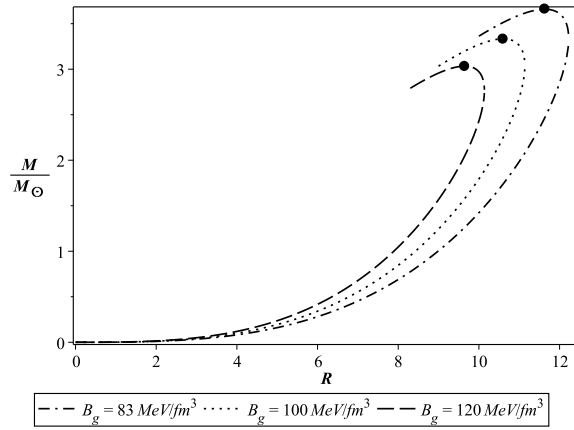


Figure 9: Mass (normalized in solar masses) vs Radius (km) curve for strange stars for the three different values of bag constant. Here the solid dots represent maximum-mass star

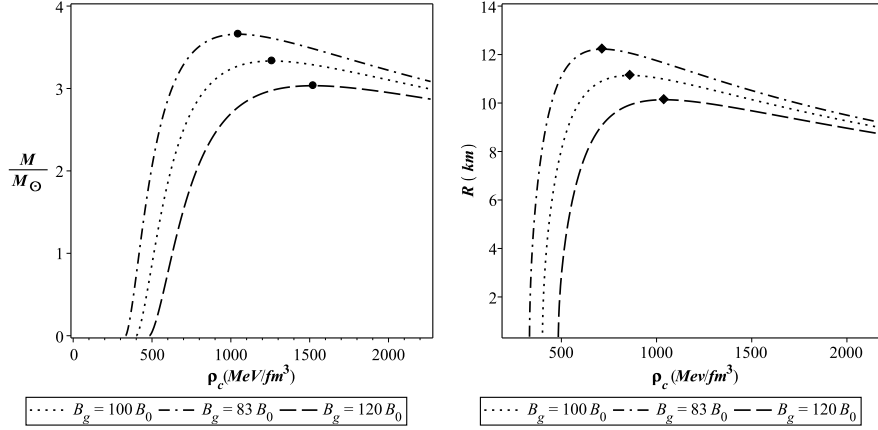


Figure 10: Variation of the (i) radius (on the left panel) and (ii) mass (on the right panel) of strange stars as a function of the central density (ρ_c). Solid diamonds are representing maximum radius and solid circles are representing maximum mass for the strange stars. Here B_0 denotes $1 \text{ MeV}/\text{fm}^3$

5.5. Surface redshift

The compactification factor (u) for the proposed strange star model can be written as

$$u(r) = \frac{m(r)}{r} = \frac{4 \pi r^2 (5 \rho_c R^2 - 3 r^2 \rho_c + 3 r^2 \rho_0)}{15 R^2}. \quad (30)$$

So the corresponding surface redshift (Z) as we get from the compactification factor becomes

$$Z = e^{-\frac{\nu(R)}{2}} - 1 = \frac{1}{\sqrt{1 - 8 \pi R^2 \left(\frac{2}{15} \rho_c + \frac{1}{5} \rho_0 \right)}} - 1. \quad (31)$$

The variation of the compactification factor and redshift with the fractional radial distance are shown in the Fig. 11.

6. Discussions and Conclusions

In this paper employing MIT bag EOS we have presented a new formalism to derive exact values of radius of the different strange star candidates using their observational mass and bag constant (as $83 \text{ MeV}/\text{fm}^3$) are shown in Table 1. Also in this table we have computed the values of the central density,

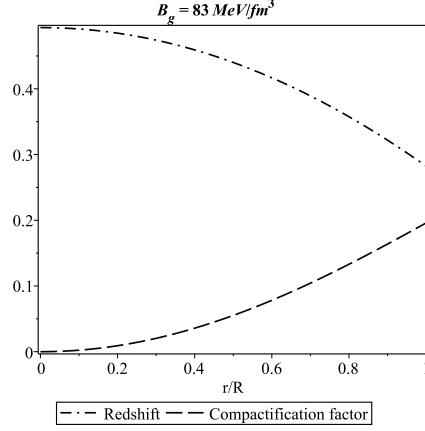


Figure 11: Variation of the compactification factor and redshift as a function of the fractional radial coordinate r/R for the strange star *LMC X - 4*. Here value of the bag constant is $B_g = 83 \text{ MeV}/\text{fm}^3$

Table 1: Physical parameters as predicted from the proposed model where $1 M_\odot = 1.475 \text{ km}$ for $G = c = 1$. The entire data set is valid for $B_g = 83 \text{ MeV}/(\text{fm})^3$

Strange Stars	Observed Mass (M_\odot)	Predicted Radius (km)	ρ_c (gm/cm^3)	P_c (dyne/cm^2)	$\frac{2M}{R}$	Z
<i>PSR J 1614 - 2230</i>	1.97 ± 0.04 [50]	10.977 ± 0.06	8.756×10^{14}	8.523×10^{34}	0.53	0.46
<i>Vela X - 1</i>	1.77 ± 0.08 [51]	10.654 ± 0.14	8.486×10^{14}	7.603×10^{34}	0.49	0.40
<i>PSR J 1903 + 327</i>	1.667 ± 0.021 [51]	10.473 ± 0.037	8.352×10^{14}	7.167×10^{34}	0.47	0.37
<i>Cen X - 3</i>	1.49 ± 0.08 [51]	10.136 ± 0.16	8.082×10^{14}	6.441×10^{34}	0.43	0.33
<i>LMC X - 4</i>	1.29 ± 0.05 [51]	9.711 ± 0.11	7.813×10^{14}	5.654×10^{34}	0.39	0.28
<i>4U 1538 - 52</i>	0.87 ± 0.07 [51]	8.606 ± 0.215	7.274×10^{14}	4.104×10^{34}	0.30	0.19
<i>SMC X - 1</i>	1.04 ± 0.09 [51]	9.095 ± 0.243	7.543×10^{14}	4.722×10^{34}	0.34	0.23
<i>Her X - 1</i>	0.85 ± 0.15 [51]	8.544 ± 0.473	7.274×10^{14}	4.031×10^{34}	0.29	0.19
<i>4U 1820 - 30</i>	1.58 ± 0.06 [52]	10.312 ± 0.115	8.217×10^{14}	6.804×10^{34}	0.45	0.35
<i>4U 1608 - 52</i>	1.74 ± 0.14 [53]	10.603 ± 0.244	8.486×10^{14}	7.470×10^{34}	0.48	0.39
<i>SAX J1808.4 - 3658</i>	0.9 ± 0.3 [51]	8.697 ± 0.924	7.274×10^{14}	4.213×10^{34}	0.31	0.20
<i>EXO 1785 - 248</i>	1.3 ± 0.2 [54]	9.734 ± 0.452	7.813×10^{14}	5.678×10^{34}	0.39	0.29

Table 2: Physical parameters as derived from the proposed model. The entire data set is valid for $B_g = 83 \text{ MeV}/(fm)^3$

Strange Stars	$\Delta(0)$ (in km^{-2})	$\Delta(R)$ (in km^{-2})	$\Delta''(R)$ (in km^{-2})
<i>PSR J1614 – 2230</i>	0	0.000062	–0.0000067
<i>Vela X – 1</i>	0	0.000049	–0.0000054
<i>PSR J1903 + 327</i>	0	0.000044	–0.0000048
<i>Cen X – 3</i>	0	0.000035	–0.0000034
<i>LMC X – 4</i>	0	0.000027	–0.0000031

central pressure, Buchdahl condition and surface redshift for the different strange star candidates.

From Figs. 1 and 2 it is clear that our solution is free from geometrical and physical singularities. Also it can be observed that the metric potentials $e^{\lambda(r)}$ and $e^{\nu(r)}$ have finite positive values in the range $0 \leq r \leq R$.

Fig. 3 shows reasonable physical features of the pressures. From Eq. (19) and Fig. 4 one can find that the anisotropic force $F_a = 2(P_t - P_r)/r$ is positive throughout the system, i.e. $P_t > P_r$ and hence the direction of the anisotropic force is outward for our system. In Fig. 5 variation of the radial (ω_r) and tangential (ω_t) EOS parameters as a function of the fractional radial coordinate r/R . In connection to all plots the strange star *LMC X – 4* has been taken as the role of the representative.

The proposed compact stellar model is well consistent with the energy conditions which is clear from Fig. 6. We find that as sum of all forces (F_g, F_a and F_h) are zero through out the system our model is in equilibrium and consistent with the generalized TOV equation (see Fig. 7). Also from Fig. 8 we find our model is completely stable under the causality condition and Herrera cracking concept.

According to the well known necessary condition for static stellar model mass M should increase with the increasing central density (ρ_c), i.e., $\frac{dM}{d\rho_c} > 0$. However, this condition is necessary, but not sufficient one. Again opposite condition, i.e., $\frac{dM}{d\rho_c} < 0$ always predicts an unstable model against small perturbations. From Figs. 9 and 10 necessary condition $\frac{dM}{d\rho_c} > 0$ predicts that the stellar system is stable until the local maxima, i.e., the maximum mass point. Beyond the maximum mass point mass decreases with the increasing

density and features instability. As mentioned earlier though the necessary condition for stable equilibrium static model is studied and valid for our proposed stellar configuration but this is not sufficient.

The equation $\frac{dR}{d\rho_c} = 0$ suggests that the star has maximum value of radius R_{max} for $\rho_c|_{R_{max}}$. From equation $\frac{dM}{d\rho_c} = 0$, the star has maximum value of mass M_{max} for $\rho_c|_{M_{max}}$. The model for $83 \text{ MeV}/fm^3$ yields the numerical values of the maximum mass and radius as $M_{max} = 3.66 M_\odot$ and $R_{max} = 12.225 \text{ km}$ respectively which is clear from Fig. 10.

The detailed analysis of the stability for a non-rotating spherically symmetric anisotropic model invites analysis through their radial oscillation but we are keeping this as future project. However, using $M(R)$ curve we are employing a specific criterion which is sufficient to determine specific number of unstable normal radial modes [55, 56]. This criterion states that one and only one normal radial mode present at the critical point (local maxima or minima) in $M(R)$ curve indicates the change of stability of the system to the instability or vice versa. No other points in $M(R)$ curve show the change of stability due to the radial oscillation. Also, a mode is unstable only if the $M(R)$ curve bends at the critical point counter-clockwise and is stable only if $M(R)$ curve bends clockwise. From Fig. 9 we find that the system is stable up to the critical point, i.e, maximum mass point and at that point the $M(R)$ curve bends counter-clockwise making the fundamental oscillation mode unstable. That makes the system unstable beyond that critical point as the $M(R)$ curve bends to the left counter-clockwise. Finally, applying above technique besides the physical tests like equilibrium of forces (generalized TOV equation) and Herrera cracking concept we able to predict that the model is stable up to maximum mass point against the small perturbations.

It is shown from the present model that the surface density of the star *LMC X - 4* is $6.36 \times 10^{14} \text{ gm}/\text{cm}^3$ which is very high and consistent with the ultra dense compact stars [2, 57, 58]. We also have found out that the redshift of the stars (in Fig. 11 and Table 1) are within the range 0.19-0.46 (for *LMC X - 4* the maximum mass to radius ratio is 0.40) which is consistent under the constraints $0 < Z \leq 1$ and $Z \leq 2$ as suggested by the investigators respectively in the following Refs. [13, 59, 12, 60, 61] and [43, 62, 63].

Interestingly, in the present study we find an important result that the anisotropy of the compact stars is zero at the center and then it is increasing through out the interior region of the stars and reach its maximum value at the surface. Again from Table 2 it is clear that the $\Delta''(R)$ is negative, which

supports mathematically that the anisotropy is also maximum on the surface of an anisotropic compact star. As a comparative study, the maximum anisotropy of few quark stars are given in Table 2 (the values are calculated from our model). The study, therefore, clearly suggests that the anisotropy is maximum at the surface and it is an inherent characteristics of the singularity free anisotropic compact strange stars.

Hence, as a final comment, from the above discussions it can be concluded that the model proposed in this work seems suitable to study the ultra-dense compact strange stars.

Acknowledgments

SR and FR are thankful to the Inter-University Centre for Astronomy and Astrophysics (IUCAA), Pune, India for providing Visiting Associateship under which a part of this work was carried out. SR is also thankful to the authority of The Institute of Mathematical Sciences (IMSc), Chennai, India for providing all types of working facility and hospitality under the Associateship scheme. A part of this work was performed by DD while he was visiting the IUCAA and gratefully acknowledges the hospitality and facilities to continue the work.

References

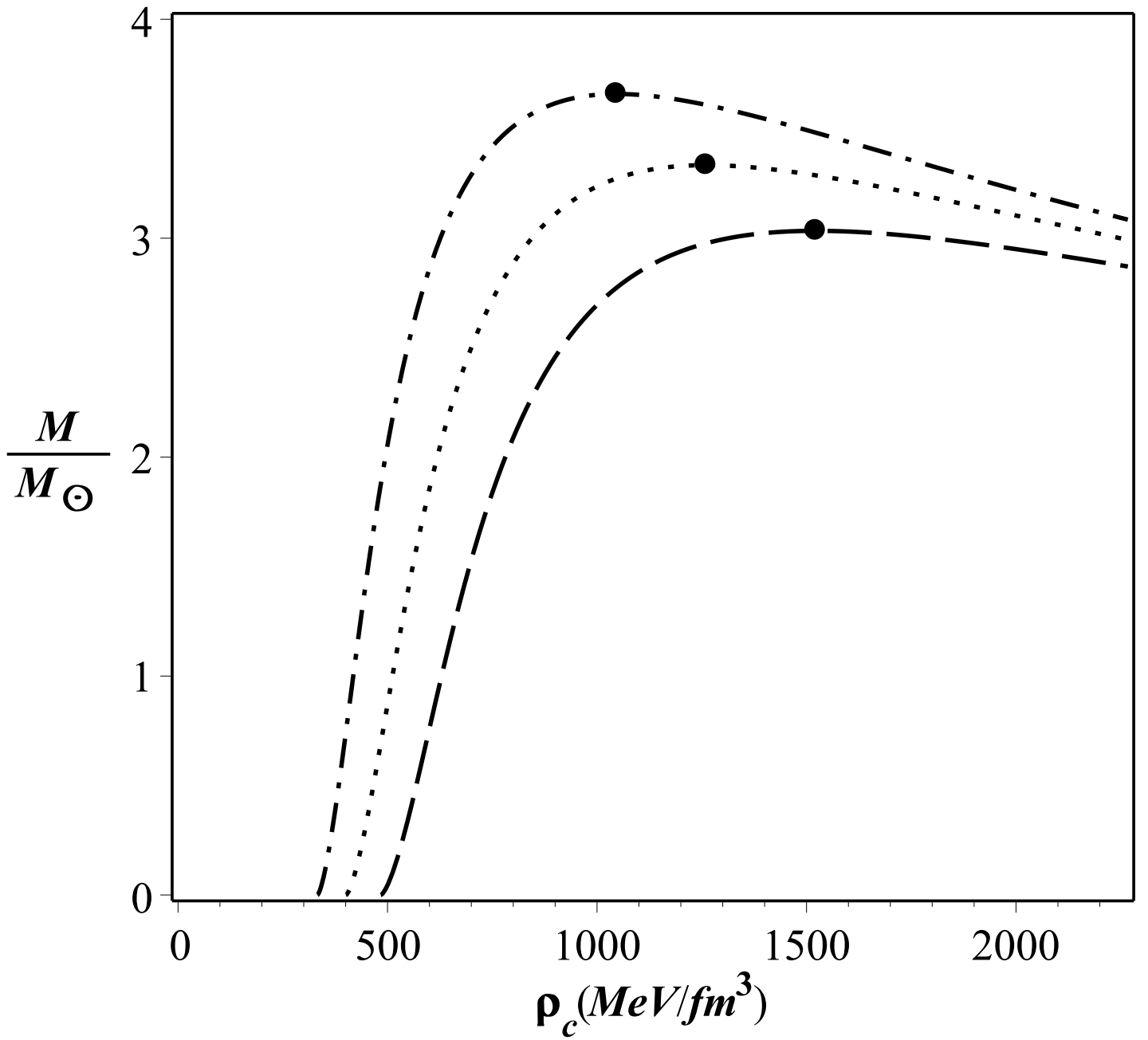
- [1] M.K. Mak, T. Harko, *Chin. J. Astron. Astrophys.* **2**, 248 (2002)
- [2] R. Ruderman, *Rev. Astron. Astrophys.* **10**, 427 (1972)
- [3] R.L. Bowers, E.P.T. Liang, *Class. Astrophys. J.* **188**, 657 (1974)
- [4] L. Herrera, N.O. Santos, *Phys. Report.* **286**, 53 (1997)
- [5] B.V. Ivanov, *Phys. Rev. D* **65**, 104011 (2002)
- [6] F.E. Schunck, E.W. Mielke, *Class. Quantum Gravit.* **20**, 301 (2003)
- [7] M.K. Mak, T. Harko, *Proc. R. Soc. A* **459**, 393 (2003)
- [8] V.V. Ussov, *Phys. Rev. D* **70**, 067301 (2004)
- [9] V. Varela, F. Rahaman, S. Ray, K. Chakraborty, M. Kalam, *Phys. Rev. D* **82**, 044052 (2010)

- [10] F. Rahaman, S. Ray, A.K. Jafry, K. Chakraborty, Phys. Rev. D **82**, 104055 (2010)
- [11] F. Rahaman, P.K.F. Kuhfittig, M. Kalam, A.A. Usmani, S. Ray, Class. Quantum Gravit. **28**, 155021 (2011)
- [12] F. Rahaman, R. Maulick , A.K. Yadav, S. Ray, R. Sharma, Gen. Relativ. Gravit. **44**, 107 (2012)
- [13] M. Kalam, F. Rahaman, S. Ray, Sk.M. Hossein, I. Karar, J. Naskar, Eur. Phys. J. C **72**, 2248 (2012)
- [14] D. Deb, S.R. Chowdhury, S. Ray, F. Rahaman, arXiv:1509.00401 [gr-qc]
- [15] D. Shee, F. Rahaman, B.K. Guha, S. Ray, Astrophys. Space Sci. **361**, 167 (2016)
- [16] S.K. Maurya, Y.K. Gupta, S. Ray, D. Deb, Eur. Phys. J. C **76**, 693 (2016)
- [17] S.K. Maurya, D. Deb, S. Ray, P.K.F. Kuhfittig, eprint arXiv:1703.08436
- [18] K. Dev, M. Gleiser, General Relativity and Gravitation **35**, 1435 (2003)
- [19] M. Kalam, A. Usmani, F. Rahman, I. Karar, R. Sharma, Int. J. Theor. Phys. **52**, 3319 (2013)
- [20] D. Horvat, S.Ilijic, A. Marunovic, Class. Quantum Grav. **28** (2011) 025009
- [21] N. Itoh, Prog. Theor. Phys. **44**, 291 (1970)
- [22] A.R. Bodmer, Phys. Rev. D **4**, 1601 (1971)
- [23] K.S. Cheng, Z.G. Dai, T. Lu, Int. J. Mod. Phys. D **7**, 139 (1998)
- [24] M. Alford, Ann. Rev. Nucl. Part. Sci. **51**, 131 (2001)
- [25] C. Alcock, E. Farhi, A. Olinto, Astrophys. J. **310**, 261 (1986)
- [26] P. Haensel, J. L. Zdunik, R. Schaefer, Astron. Astrophys. **160**, 121 (1986)

- [27] F. Weber, Prog. Part. Nucl. Phys. **54**, 193 (2005)
- [28] M. A. Perez-Garcia, J. Silk, J.R. Stone, Phys. Rev. Lett. **105**, 141101 (2010)
- [29] H. Rodrigues, S.B. Duarte, J.C.T. de Oliveira, Astrophys. J. **730**, 31 (2011)
- [30] G.H. Bordbar, A.R. Peivand, Res. Astron. Astrophys. **11**, 851 (2011)
- [31] M. Brilenkov, M. Eingorn, L. Jenkovszky, A. Zhuk, JCAP **08** 002 (2013)
- [32] N.R. Panda, K.K. Mohanta, P.K. Sahu, J. Physics: Conference Series **599**, 012036 (2015)
- [33] A.A. Isayev, Phys. Rev. C **91**, 015208 (2015)
- [34] S.D. Maharaj, J.M. Sunzu, S. Ray, Eur. Phys. J.Plus. **129**, 3 (2014)
- [35] L.Paulucci, J.E.Horvath, Physics Letters B **733**, 164 (2014)
- [36] G. Abbas, S. Qaisar, A. Jawad, Astrophys. Space Sci. **359**, 57 (2015)
- [37] J.D.V. Arbañil, M. Malheiro, JCAP **11**, 012 (2016)
- [38] G. Lugones, J.D.V. Arbañil, Phys. Rev. D **95**, 064022 (2017)
- [39] F. Rahaman, K. Chakraborty, P.K.F. Kuhfittig, G.C. Shit, M. Rahman, Eur. Phys. J. C **74**, 3126 (2014)
- [40] A. Chodos, R.L. Jaffe, K. Johnson, C.B. Thorn, V.F. Weisskopf, Phys. Rev. D **9**, 3471 (1974)
- [41] E. Farhi, R.L. Jaffe, Phys. Rev. D **30**, 2379 (1984)
- [42] E. Witten, Phys. Rev. D **30**, 272 (1984)
- [43] H.A. Buchdahl, Phys. Rev. D **116**, 1027 (1959)
- [44] R.C. Tolman, Phys. Rev. **55**, 364 (1939)
- [45] J.R. Oppenheimer, G.M. Volkoff, Phys. Rev. **55**, 374 (1939)
- [46] J. Ponce de León, Gen. Relativ. Gravit. **25**, 25 (1993)

- [47] L. Herrera, Phys. Lett. A **165**, 206 (1992)
- [48] H. Andréasson, Commun. Math. Phys. **288**, 715 (2009)
- [49] M.K. Mak, T. Harko, Proc. R. Soc. A **459**, 393 (2003)
- [50] P.B. Demorest, T. Pennucci, S.M. Ransom, M.S.E. Roberts, J.W.T. Hessels, Nature **467**, 1081 (2010)
- [51] T. Gangopadhyay, S. Ray, X.-D. Li, J. Dey, M. Dey, Mon. Not. R. Astron. Soc. **431**, 3216 (2013)
- [52] T. Güver, P. Wroblewski, L. Camarota, F. Özel, Astrophys J. **712**, 964 (2010)
- [53] T. Güver, P. Wroblewski, L. Camarota, F. Özel, Astrophys J. **719**, 1807 (2010)
- [54] F. Özel, T. Güver, D. Psaltis, Astrophys J. **693**, 1775 (2009)
- [55] P. Haensel, A.Y. Potekhin, D.G. Yakovlev, *Neutron Stars 1: Equation of State and Structure* (Springer Verlag, New York, 2007)
- [56] B.K. Harrison, K.S. Thorne, M. Wakano, J.A. Wheeler, *Gravitation Theory and Gravitational Collapse* (University of Chicago Press, Chicago, 1965)
- [57] N.K. Glendenning, *Compact Stars: Nuclear Physics, Particle Physics and General Relativity* (Springer, New York, 1997)
- [58] M. Herzog, F.K.Röpke, Phys. Rev. D **84**, 083002 (2011)
- [59] S.M. Hossein, F. Rahaman, J. Naskar, M. Kalam, S. Ray, Int. J. Mod. Phys. D **21**, 21 (2012)
- [60] M. Kalam, A.A. Usmani, F. Rahaman, S.M. Hossein, I. Karar, R. Sharma, Int. J. Theor. Phys. **52**, 3319 (2013)
- [61] P. Bhar, F. Rahaman, S. Ray, V. Chatterjee, Eur. Phys. J. C **75**, 190 (2015)
- [62] N. Straumann, *General Relativity and Relativistic Astrophysics* (Springer, Berlin, 1984)

[63] C.G. Böhrmer, T. Harko, *Class. Quantum Gravit.* **23**, 6479 (2006)



..... $B_g = 100 B_0$ - · - · $B_g = 83 B_0$ - - - $B_g = 120 B_0$