

Analytic structure of QCD propagators in Minkowski space

Fabio Siringo

*Dipartimento di Fisica e Astronomia dell'Università di Catania,
INFN Sezione di Catania, Via S.Sofia 64, I-95123 Catania, Italy*

(Dated: April 24, 2019)

Analytical functions for the propagators of QCD, including a set of chiral quarks, are derived by a one-loop massive expansion in the Landau gauge, deep in the infrared. By analytic continuation, the spectral functions are studied in Minkowski space, yielding a direct proof of positivity violation and confinement from first principles. The dynamical breaking of chiral symmetry is described on the same footing of gluon mass generation, providing a unified picture. While dealing with the exact Lagrangian, the expansion is based on *massive* free-particle propagators, is safe in the infrared and is equivalent to the standard perturbation theory in the UV. By dimensional regularization, all diverging mass terms cancel exactly without including mass counterterms that would spoil the gauge and chiral symmetry of the Lagrangian. Universal scaling properties are predicted for the inverse dressing functions and shown to be satisfied by the lattice data. Complex conjugated poles are found for the gluon propagator, in agreement with the *i-particle* scenario.

PACS numbers: 12.38.Bx, 12.38.Lg, 12.38.Aw, 14.70.Dj

I. INTRODUCTION

While we still miss a fully consistent analytical method for the study of QCD in the infrared (IR), important progresses have been achieved in the last years and a general consensus has been reached on a decoupling scenario with a finite gluon propagator and a dynamically generated gluon mass[1] in the Landau gauge.

Most of the non-perturbative approaches that have been developed so far rely on numerical calculations in the Euclidean space, where synergic studies by lattice simulations[2–10], Schwinger-Dyson equations[11–19] and variational methods[20–30] have drawn a clear picture for the propagators of QCD deep in the IR.

However, since physics happens in Minkowski space, many important dynamical information cannot be extracted by the Euclidean formalism, unless we have an analytic function that can be continued to the physical space or the whole numerical analysis is carried out in Minkowski space[31]. Even the concept of a dynamical mass has no obvious meaning for confined particles like gluons and quarks. Thus, it is still unknown if the propagators have poles on the real axis, while some evidence of positivity violation has been demonstrated by indirect arguments.

As a matter of fact, the analytic continuation of a limited set of data points is an ill-defined problem and any numerical attempt would only give qualitative results at best. Nevertheless, by a linear regularization strategy, a Källen-Lehmann spectral function was reconstructed in Ref.[32] from the lattice data of the gluon propagator, giving some direct evidence for positivity violation and the absence of any discrete mass pole on the physical real axis.

Important insights also come from physically motivated phenomenological models, providing simplified analytical descriptions that can be easily continued to Minkowski space[33–40]. For instance, the existence of

complex poles was predicted by the refined version[40–42] of the Gribov-Zwanziger model[43].

Quite recently, an analytical approach has been proposed that is based on a different expansion point for the exact Lagrangian of pure Yang-Mills theory in the Landau gauge[44, 45]. The new expansion is around a massive free-particle propagator, yielding a *massive* loop expansion with massive particles in the internal lines of the Feynman graphs. From first principles, without adding spurious counterterms or phenomenological parameters, at one-loop the expansion provides analytical universal functions for the dressing functions, predicting some scaling properties that are satisfied by the data of lattice simulations. In the Euclidean space and Landau gauge, the massive expansion is in impressive agreement with the lattice data and the one-loop propagators are analytic functions that can be easily continued and studied in Minkowski space.

In this paper, the massive expansion is extended to full QCD by the inclusion of a set of chiral quarks in the Lagrangian. The dynamical breaking of chiral symmetry is described on the same footing of gluon mass generation, providing a unified picture from first principles. Analytic functions for the one-loop propagators are derived in the Landau gauge and continued to Minkowski space where the Källen-Lehmann spectral functions are studied in detail. Thus, the paper has the twofold aim of providing an analytical and consistent framework for the study of QCD in the infrared and of disclosing the analytic properties of the propagators in Minkowski space.

By including a set of chiral quarks, the massive expansion provides an analytical approach to QCD from first principles, without any need of mass counterterms or other phenomenological parameters for describing the dynamical generation of mass. All mass divergences cancel exactly, yielding a finite and consistent picture of the dynamical breaking of chiral symmetry together with the dynamical generation of the gluon mass. However, in its

present development, the method does not allow a prediction of the ratio between the two mass scales and is sensitive to the choice of the subtraction point. These are the only free parameters in the calculation and the sensitivity to these parameters is a measure of the accuracy of the one-loop approximation. In fact, having used the exact Lagrangian, any deviation from the exact result can only arise from the truncation of the expansion. Thus, while based on a perturbative expansion, the method has a variational nature, with an accuracy that can be increased by tuning the mass ratio and the subtraction point to optimal values that minimize the effect of higher loops.

A fully consistent variational estimate of the optimal parameters would require the calculation of an effective potential[46–49] or some real observable quantity, which is out of the aim of the present paper. On the other hand, by a comparison with the data of lattice simulations, we find that the weight of higher-loop corrections can be made very small by a judicious choice of masses and renormalization constants. Thus, with the aim of describing the analytic structure of the propagators, in the present paper we adopt the strategy of optimizing the unknown parameters by a direct comparison with the lattice data in the Euclidean space. Once optimized, the one-loop propagators are continued to Minkowski space, yielding a detailed and direct description of the analytic properties and spectral functions. Of course, we just assume that, being negligible in the Euclidean space, the neglected higher-loop corrections are still small in Minkowski space.

The study of the spectral functions gives direct predictions on the dynamics of quarks and gluons. For instance, no poles are found for the gluon on the physical positive real axis and the positivity constraints are strongly violated for quarks and gluons, as expected for confined degrees of freedom. Moreover, complex conjugated poles are found for the gluon propagator, confirming the *i-particle* scenario[34] predicted by the refined version[40–42] of the Gribov-Zwanziger model[43].

The paper is organized as follows: in Section II the massive expansion of Ref.[45] is extended to chiral QCD in the Landau gauge; in Section III, the case of pure Yang-Mills theory is examined, the propagators are continued to Minkowski space and their spectral density is studied in detail; in Section IV, the full chiral QCD is discussed, a dynamical mass is obtained for the quarks and compared with the lattice data in the Euclidean space, the spectral functions are derived for ghosts, gluons and quarks; in Section V the main results of the paper are discussed. The explicit analytical expressions of the propagators are derived in the Appendix.

II. THE MASSIVE EXPANSION IN THE CHIRAL LIMIT

In this section we include a set of chiral quarks in the massive expansion that has been recently developed for pure Yang Mills theory[30, 44, 45]. While the inclusion of bare masses for the quarks would be straightforward, we prefer to deal with the chiral limit in this paper for several reasons. First of all, we show that the expansion can describe the breaking of chiral symmetry on the same footing as dynamical mass generation for gluons. Even without bare masses, all diverging mass terms are canceled exactly at one loop with no need of mass counterterms. On the other hand, the inclusion of bare masses would give a phenomenological model, with a set of renormalized masses to be fixed by the phenomenology, without adding too much to the quark sector of other models with massive gluons that have been already studied[37]. Those models were shown to be in good agreement with the data of lattice simulations by a proper choice of the parameters. Moreover, most of the mass of the constituent quarks arises from the interaction, and it seems to be more challenging to reproduce the data of the simulations in the chiral limit without the aid of any parameter, from first principles.

The full Lagrangian of QCD, including N_f massless chiral quarks, can be written as

$$\mathcal{L}_{QCD} = \mathcal{L}_{YM} + \mathcal{L}_{fix} + \mathcal{L}_{FP} + \mathcal{L}_q \quad (1)$$

where \mathcal{L}_{YM} is the Yang-Mills term

$$\mathcal{L}_{YM} = -\frac{1}{2}\text{Tr} \left(\hat{F}_{\mu\nu} \hat{F}^{\mu\nu} \right) \quad (2)$$

\mathcal{L}_{fix} is a gauge fixing term, \mathcal{L}_{FP} is the ghost Lagrangian arising from the Faddev-Popov determinant and \mathcal{L}_q is the quark Lagrangian

$$\mathcal{L}_q = \sum_{i=1}^{N_f} \bar{\Psi}_i \left[i\not{\partial} - g\not{A}_a \hat{T}_a \right] \Psi_i. \quad (3)$$

In terms of the gauge fields, the tensor operator $\hat{F}_{\mu\nu}$ is

$$\hat{F}_{\mu\nu} = \partial_\mu \hat{A}_\nu - \partial_\nu \hat{A}_\mu - ig \left[\hat{A}_\mu, \hat{A}_\nu \right] \quad (4)$$

where

$$\hat{A}^\mu = \sum_a \hat{T}_a A_a^\mu \quad (5)$$

and the generators of $SU(N)$ satisfy the algebra

$$\left[\hat{T}_a, \hat{T}_b \right] = if_{abc} \hat{T}_c \quad (6)$$

with the structure constants normalized according to

$$f_{abc} f_{dbc} = N \delta_{ad}. \quad (7)$$

If a generic covariant gauge-fixing term is chosen

$$\mathcal{L}_{fix} = -\frac{1}{\xi} \text{Tr} \left[(\partial_\mu \hat{A}^\mu)(\partial_\nu \hat{A}^\nu) \right] \quad (8)$$

the total action can be written as $\mathcal{S}_{tot} = \mathcal{S}_0 + \mathcal{S}_I$ where the free-particle term is

$$\begin{aligned} \mathcal{S}_0 = & \frac{1}{2} \int A_{a\mu}(x) \delta_{ab} \Delta_0^{-1\mu\nu}(x, y) A_{b\nu}(y) d^d x d^d y \\ & + \sum_{i=1}^{N_f} \int \bar{\Psi}_i(x) S_0^{-1}(x, y) \Psi_i(y) d^d x d^d y \\ & + \int \omega_a^*(x) \delta_{ab} \mathcal{G}_0^{-1}(x, y) \omega_b(y) d^d x d^d y \end{aligned} \quad (9)$$

and the interaction is

$$\mathcal{S}_I = \int d^d x [\mathcal{L}_{qg} + \mathcal{L}_{3g} + \mathcal{L}_{4g} + \mathcal{L}_{gh}] \quad (10)$$

with the four local interaction terms that read

$$\begin{aligned} \mathcal{L}_{qg} &= -g \sum_{i=1}^{N_f} \bar{\Psi}_i \hat{A}_a T_a \Psi_i \\ \mathcal{L}_{3g} &= -g f_{abc} (\partial_\mu A_{a\nu}) A_b^\mu A_c^\nu \\ \mathcal{L}_{4g} &= -\frac{1}{4} g^2 f_{abc} f_{ade} A_{b\mu} A_{c\nu} A_d^\mu A_e^\nu \\ \mathcal{L}_{gh} &= -g f_{abc} (\partial_\mu \omega_a^*) \omega_b A_c^\mu. \end{aligned} \quad (11)$$

In Eq.(9), Δ_0 , S_0 and \mathcal{G}_0 are the standard free-particle propagators for gluons, quarks and ghosts and their Fourier transforms are

$$\begin{aligned} \Delta_0^{\mu\nu}(p) &= \Delta_0(p) [t^{\mu\nu}(p) + \xi \ell^{\mu\nu}(p)] \\ \Delta_0(p) &= \frac{1}{-p^2}, \quad S_0(p) = \frac{1}{\not{p}}, \quad \mathcal{G}_0(p) = \frac{1}{p^2}. \end{aligned} \quad (12)$$

Here the transverse and longitudinal projectors are defined as

$$t_{\mu\nu}(p) = \eta_{\mu\nu} - \frac{p_\mu p_\nu}{p^2}; \quad \ell_{\mu\nu}(p) = \frac{p_\mu p_\nu}{p^2} \quad (13)$$

where $\eta_{\mu\nu}$ is the metric tensor.

As shown in Ref.[45] a shift of the pole in the propagators can be introduced by an unconventional splitting of the total action. We may add and subtract the arbitrary terms $\delta\mathcal{S}_g$, $\delta\mathcal{S}_q$ in the total action

$$\begin{aligned} \mathcal{S}_0 &\rightarrow \mathcal{S}_0 + \delta\mathcal{S}_q + \delta\mathcal{S}_g \\ \mathcal{S}_I &\rightarrow \mathcal{S}_I - \delta\mathcal{S}_q - \delta\mathcal{S}_g \end{aligned} \quad (14)$$

and take

$$\begin{aligned} \delta\mathcal{S}_g &= \frac{1}{2} \int A_{a\mu}(x) \delta_{ab} \delta\Gamma_g^{\mu\nu}(x, y) A_{b\nu}(y) d^d x d^d y \\ \delta\mathcal{S}_q &= \sum_{i=1}^{N_f} \int \bar{\Psi}_i(x) \delta\Gamma_q(x, y) \Psi_i(y) d^d x d^d y \end{aligned} \quad (15)$$

where the vertex functions $\delta\Gamma_g$, $\delta\Gamma_q$ are given by a shift of the inverse propagators

$$\begin{aligned} \delta\Gamma_g^{\mu\nu}(x, y) &= [\Delta_m^{-1\mu\nu}(x, y) - \Delta_0^{-1\mu\nu}(x, y)] \\ \delta\Gamma_q(x, y) &= [S_M^{-1}(x, y) - S_0^{-1}(x, y)] \end{aligned} \quad (16)$$

and $\Delta_m^{\mu\nu}$, S_M are massive free-particle propagators

$$\begin{aligned} \Delta_m^{-1\mu\nu}(p) &= \Delta_m(p)^{-1} t^{\mu\nu}(p) + \frac{-p^2}{\xi} \ell^{\mu\nu}(p) \\ \Delta_m(p)^{-1} &= -p^2 + m^2, \quad S_M(p)^{-1} = \not{p} - M. \end{aligned} \quad (17)$$

Here the masses m and M are totally arbitrary. Since $\delta\mathcal{S}_q$ and $\delta\mathcal{S}_g$ are added and subtracted again, the total action cannot depend on the masses, but any expansion in powers of the new shifted interaction $\mathcal{S}_I \rightarrow \mathcal{S}_I - \delta\mathcal{S}_q - \delta\mathcal{S}_g$ is going to depend on them at any finite order because of the truncation. Thus, while we are not changing the content of the theory, the emerging perturbative approximation is going to depend on the masses and can be optimized by a choice of m and M that minimizes the effects of higher orders, yielding a variational tool disguised to look like a perturbative method[45]. The idea is not new and goes back to the works on the Gaussian effective potential[46, 50–57] where an unknown mass parameter was inserted in the zeroth order propagator and subtracted from the interaction, yielding a pure variational approximation with the mass that acts as a variational parameter.

The shifts $\delta\mathcal{S}_q$, $\delta\mathcal{S}_g$ have two effects on the resulting perturbative expansion: the free-particle propagators are replaced by massive propagators and new two-point vertices are added to the interaction, arising from the counterterms that read

$$\delta\Gamma_g^{\mu\nu}(p) = m^2 t^{\mu\nu}(p), \quad \delta\Gamma_q(p) = -M. \quad (18)$$

The Landau gauge is the optimal choice for the massive expansion[45] and from now on we will take the limit $\xi \rightarrow 0$. In Eq.(17) the gluon propagator becomes transverse and we can simplify the notation and drop the projectors $t^{\mu\nu}$ everywhere whenever each term is transverse. Moreover we drop all color indices in the diagonal matrices.

We can use the standard formalism of Feynman graphs with massive zeroth order propagators Δ_m , S_M and the counterterms $\delta\Gamma_g = m^2$, $\delta\Gamma_q = -M$ that must be added to the standard vertices of QCD in Eq.(11).

Since the resulting total interaction is a mixture of terms that depend on the coupling strength g and counterterms that do not vanish in the limit $g \rightarrow 0$, a perturbative expansion in powers of the total interaction would contain at any order different powers of g but the same number of vertices (including the counterterms among vertices) and we may define the order of a term as the number of vertices in the graph.

Assuming that the effective coupling never reaches values that are too large[45], we may neglect higher loops

III. PURE YANG-MILLS THEORY

Without quarks, the dressed propagators of pure SU(N) Yang-Mills theory can be written as

$$\begin{aligned}\Delta(p)^{-1} &= -p^2 + \frac{5}{8}\alpha m^2 - [\Pi(p) - \Pi(0)] \\ \mathcal{G}(p)^{-1} &= p^2 - \Sigma_{gh}(p).\end{aligned}\quad (22)$$

where the ghost self-energy Σ_{gh} and the gluon polarization Π were evaluated in Ref.[45] as a sum of the graphs in Fig.1 (omitting quark loops) and the coupling α is defined as

$$\alpha = \frac{3N}{4\pi}\alpha_s; \quad \alpha_s = \frac{g^2}{4\pi}. \quad (23)$$

The one-loop gluon and ghost propagators are made finite by standard wave function renormalization. In the \overline{MS} scheme, setting $d = 4 - \epsilon$, the gluon wave-function renormalization constant Z_A and the ghost wave-function renormalization constant Z_ω read

$$\begin{aligned}Z_A &= 1 + \frac{13\alpha}{9\epsilon} = 1 + \frac{13}{3} \frac{g^2 N}{16\pi^2} \frac{1}{\epsilon} \\ Z_\omega &= 1 + \frac{\alpha}{2\epsilon} = 1 + \frac{3}{2} \frac{g^2 N}{16\pi^2} \frac{1}{\epsilon},\end{aligned}\quad (24)$$

and agree with the standard one-loop approximation in the UV.

It is useful to introduce the adimensional ghost and gluon dressing functions

$$\chi(p) = p^2 \mathcal{G}(p); \quad J(p) = -p^2 \Delta(p). \quad (25)$$

Once renormalized by the constants Z_A , Z_ω , they are finite and read

$$\begin{aligned}\chi(s)^{-1} &= 1 + \alpha \left[G(s) - \frac{1}{4} \log \frac{\mu^2}{m^2} + \text{const.} \right] \\ J(s)^{-1} &= 1 + \alpha \left[F(s) - \frac{13}{18} \log \frac{\mu^2}{m^2} + \text{const.} \right]\end{aligned}\quad (26)$$

where $s = -p^2/m^2$ is the Euclidean momentum, μ is the renormalization scale and the two adimensional functions $F(s)$, $G(s)$ follow from the sum of polarization and self energy graphs in Fig.1, respectively, and are reported in Appendix A. Their asymptotic behaviour is just what we need for canceling the dependence on m in the dressing functions. In fact, in the UV, Eq.(26) can be written as

$$\begin{aligned}\chi(p)^{-1} &= \chi(\mu)^{-1} + \frac{\alpha}{4} \log \frac{-p^2}{\mu^2} \\ J(p)^{-1} &= J(\mu)^{-1} + \frac{13\alpha}{18} \log \frac{-p^2}{\mu^2}\end{aligned}\quad (27)$$

which is the standard UV behaviour that we expected by inspection of the renormalization constants Eq.(24).

In units of m , the arbitrary choice of the mass parameter is reflected by a slight dependence on the renormalization scale μ/m which is the only other energy scale in

the theory. We can put all the constants together and recast the dressing functions in Eq.(26) as

$$\begin{aligned}[\alpha \chi(s)]^{-1} &= G(s) + G_0 \\ [\alpha J(s)]^{-1} &= F(s) + F_0\end{aligned}\quad (28)$$

where the arbitrary choice of the ratio μ/m is now reflected by a dependence on the additive renormalization constants F_0 and G_0 . While the dependence on N and on the coupling α_s is totally absorbed by a multiplicative renormalization of the dressing functions in Eq.(28), the dependence on the additive renormalization constants F_0 , G_0 is not totally compensated by a change of the renormalization. That is a consequence of the one-loop approximation, since if all higher-order terms were included the result would not depend on m . Actually, at one-loop, if the dressing functions are multiplied by an arbitrary factor $Z = 1 + \alpha \delta Z \approx 1$, that factor should be compensated by the subtraction of $\alpha \delta Z$ on the right-hand sides of the Eqs.(26). Thus an only partial degree of compensation reflects a sensitivity to the choice of the scale m . On the other hand, the one-loop approximation can be optimized by taking additive constants that minimize the effects of higher orders. That would be equivalent to fixing the best mass parameter, yielding a sort of variational approximation.

Eq.(28) has a strong predictive power. A very important consequence is that, up to an arbitrary *multiplicative* renormalization constant, the inverse dressing functions are given by the universal functions $F(s)$ and $G(s)$ up to an *additive* renormalization constant. In other words, the first derivative of the inverse functions are fixed and do not depend on any parameter but on the energy units. Actually, that is a useful property for determining the energy units by a comparison with the lattice data. Such scaling property is satisfied quite well by the lattice data for SU(2) and SU(3) that collapse on the same universal curves $F(s)$, $G(s)$ in the infrared, as shown in Refs.[44, 45]. That scaling property confirms that higher order terms can be made negligible by an optimized choice of the constants F_0 , G_0 .

While several strategies can be devised for a variational estimate of the best additive constants F_0 , G_0 , in this paper we explore a different approach. By an appropriate choice of the additive constants, the one-loop dressing functions in Eq.(28) are known to give a very accurate description of the data of lattice simulations in the Euclidean space[44, 45]. Thus, once the constants have been fixed, the analytical functions $F(s)$, $G(s)$ can be continued to Minkowski space, providing new important information that can be hardly extracted by the data points of the simulations. Some attempts at reconstructing an analytic function from the lattice data have been reported recently[32], reaching a good qualitative agreement for some sample functions and showing interesting insights into the spectral functions. Assuming that the weight of higher-order terms would remain small even for $s < 0$, as it is for $s > 0$, the present approach would provide a sim-

ple way to reach quantitative predictions in the physical space.

For $SU(3)$ and $-p^2 < 4 \text{ GeV}^2$ the lattice data of Ref.[2] are very well reproduced by setting $F_0 = -1.05$ and $m = 0.73 \text{ GeV}$ in Eq.(28). Some deviation occurs for $-p^2 > 4 \text{ GeV}^2$ because of the large logs that require a resummation by RG equations in the UV. The gluon propagator can be continued to Minkowski space by setting $s = -p^2/m^2 - i\varepsilon$ and the resulting complex function is shown in Fig.2.

As shown in Fig.3, the propagator is quite sensitive to the choice of F_0 , allowing a quite precise estimate of the best value $F_0 = -1.05$ that minimizes the higher-order terms. It is remarkable that the best value occurs very closely to the point where the real part of the propagator seems to be symmetric in the infrared. Actually, the maximum of the real part is stationary and takes its minimum when the curve (the solid line in Fig.3) is on the points of the lattice data. That could be relevant for devising a variational procedure independently from any lattice data. In that respect, exploring the timelike range $p^2 > 0$ seems to be important for identifying stationary properties that might be hidden in the Euclidean space.

Once the constant F_0 has been fixed at its best value, the real and imaginary part can be studied in Minkowski space. The imaginary part of the gluon propagator Δ has a cut for $p^2 > 0$ and a spectral function $\rho(p^2)$ can be defined

$$\rho(p^2) = \frac{1}{\pi} \text{Im} \Delta(p^2 + i\varepsilon) \quad (29)$$

that is proportional to the imaginary part above the cut. According to Källen-Lehmann representation, the spectral function must be positive if the particle is observed among the outgoing states of a scattering process.

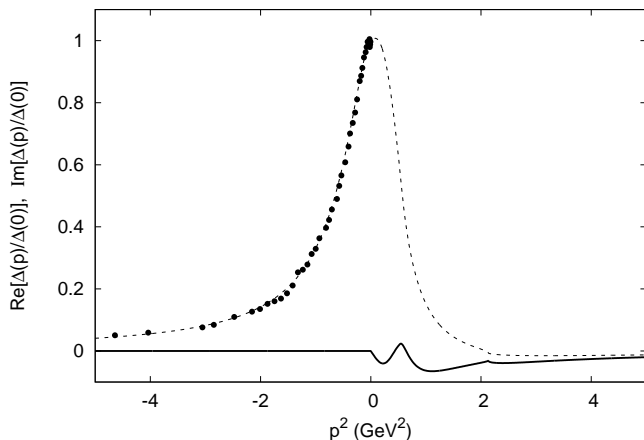


Figure 2: The real part (broken line) and the imaginary part (solid line) of the gluon propagator are displayed together with the lattice data of Ref.[2] ($N = 3$, $\beta = 5.7$, $L = 96$). The propagator is normalized by its finite value at $p^2 = 0$ and is evaluated by Eq.(28) with $F_0 = -1.05$ and $m = 0.73 \text{ GeV}$.

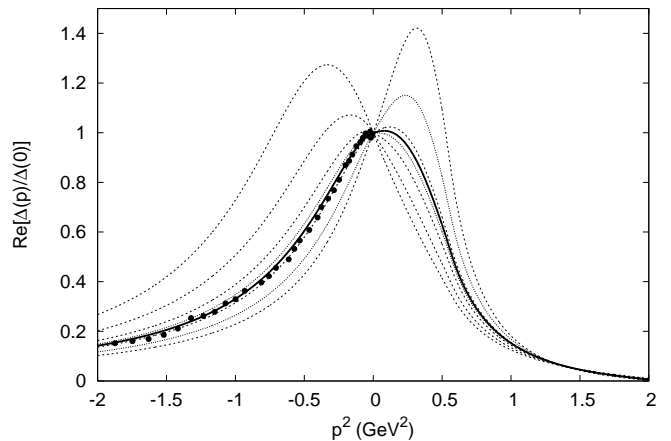


Figure 3: Real part of the gluon propagator according to Eq.(28) for $m = 0.73 \text{ GeV}$ and several values of F_0 in the range $-1.6 < F_0 < -0.6$. The points are the lattice data of Ref.[2] ($N = 3$, $\beta = 5.7$, $L = 96$). The solid line is obtained for $F_0 = -1.05$.

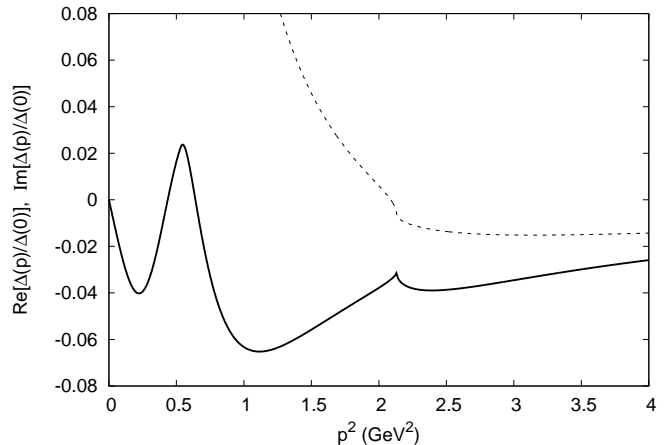


Figure 4: The real part (broken line) and the imaginary part (solid line) of the gluon propagator (enlargement of Fig.2).

Thus, confinement requires that the spectral function $\rho(p^2)$ must violate the positivity condition. The imaginary part of Δ is shown in more detail in Fig.4 for the same value $F_0 = -1.05$ that, hopefully, minimizes the higher-order corrections even for a timelike momentum. Among the main features of the spectral function we observe the lack of any sharp peak or pole and the violation of positivity. Fig.4 is in qualitative agreement with the numerical analytic continuation of Ref.[32], showing the same pattern of a negative minimum followed by a positive maximum and a negative large-energy part that reaches a minimum and then increases again asymptotically. However, the maximum is more peaked in Fig.4 and is shifted at a larger value $p^2 \approx 0.54 \text{ GeV}^2 \approx m^2$ compared to $p^2 \approx 0.2 \text{ GeV}^2$ of Ref.[32]. A very sharp peak at $p^2 \approx 0.4 \text{ GeV}^2$ was predicted in Ref.[31] by a numerical

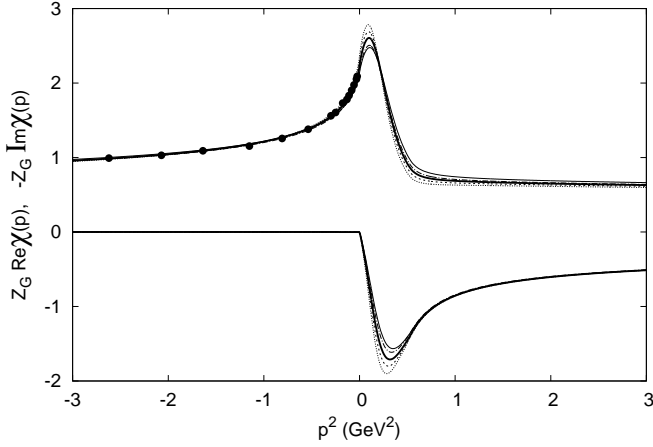


Figure 5: Real part $\text{Re } \chi$ and imaginary part $-\text{Im } \chi = \pi p^2 \rho$ of the ghost dressing function according to Eq.(28) for $m = 0.73$ GeV and several values of G_0 in the range $0.2 < G_0 < 0.3$. The points are the lattice data of Ref.[2] ($N = 3$, $\beta = 5.7$, $L = 80$). The best agreement with the data points is obtained for $G_0 = 0.24$ (solid line). The dressing function is scaled by a finite renormalization constant Z_G .

calculation based on DSE formalism in Minkowski space. In that work the violation of positivity was found to set in only after the peak for $p^2 > 0.4 \text{ GeV}^2$, while in Fig.4 a negative range also appears for small p^2 , in agreement with Ref.[32].

Out of the real axis, in the complex plane, the propagator has two conjugated poles at $(\text{Re } p^2, \text{Im } p^2) \approx (0.16, \pm 0.60) \text{ GeV}^2$, close to the imaginary axis, as predicted by the *i-particle* scenario[34] emerging from the refined version[40–42] of the Gribov-Zwanziger model[43]. It is remarkable that, by a fit of the data, in Ref.[58] a complex mass was extracted from that model, $m^2 = (0.1685, \pm 0.4812) \text{ GeV}^2$, not too far from the present result.

An other interesting feature of Fig.4 is the existence of a cusp at the two-particle threshold $p^2 = (2m)^2 \approx (1.46)^2 \text{ GeV}^2$. That is roughly the point where the real part turns negative. Overall, the real part of the gluon propagator in Fig.2 is in qualitative agreement with the phenomenological propagator in Fig.11 of Ref.[33], based on the existence of a BRST-invariant condensate of dimension two[59] that reduces to A_{min}^2 in the Landau gauge. In agreement with Ref.[33], there is not a pole but just a point where $\text{Re } \Delta = 0$. Then the real part turns negative, reaches a minimum and increases asymptotically towards zero.

The one-loop ghost propagator, by Eq.(28) maintains a pole at $p^2 = 0$. The analytic continuation $s = -p^2/m^2 -$

$i\varepsilon$ yields

$$\begin{aligned} \text{Re } \mathcal{G}(p^2 + i\varepsilon) &= \frac{\text{Re } \chi(p^2)}{p^2} \\ \text{Im } \mathcal{G}(p^2 + i\varepsilon) &= \frac{\text{Im } \chi(p^2)}{p^2} - \pi \chi(0) \delta(p^2) \end{aligned} \quad (30)$$

and we can define a spectral function on the cut

$$\rho(p^2) = -\frac{1}{\pi} \text{Im } \mathcal{G}(p^2 + i\varepsilon) = \chi(0) \delta(p^2) - \frac{1}{\pi} \frac{\text{Im } \chi(p^2)}{p^2} \quad (31)$$

which has a continuous term given by the imaginary part of the dressing function divided by $-p^2$. The details of the continuous term of the spectral function are shown in Fig.5 by the direct plot of $-\text{Im } \chi$, together with the real part $\text{Re } \chi$ and the lattice data of Ref.[2] ($N = 3$, $\beta = 5.7$, $L = 80$). We observe that the discrete and the continuous terms have opposite sign in Eq.(31), violating the positivity condition. In the Euclidean range $p^2 < 0$, the ghost dressing function is not too much sensitive to a change of the additive constant G_0 . In Fig.5, a change of G_0 in the range $0.2 < G_0 < 0.3$ is compensated by a change of the finite renormalization constant Z_G , so that $Z_G \chi(p^2)$ stays on the lattice data points. That is probably a consequence of being massless. The best agreement is found for $G_0 = 0.24$ and is shown as a solid line in Fig.5. The imaginary part has a wide peak at $p^2 \approx (0.56)^2 \text{ GeV}^2$ and never changes sign.

IV. CHIRAL QCD

The inclusion of a set of chiral quarks requires the calculation of the quark loops contributing to the gluon polarization and the quark self-energy Σ_q . At one-loop, we must add all the graphs of Fig.1.

A. Ghost Propagator

The ghost sector of QCD provides a stringent test for the massive expansion. As shown in Fig.1, there are no one-loop graphs with quark lines that contribute to the ghost self-energy Σ_{gh} . Thus the one-loop ghost dressing function of QCD is the same of pure Yang-Mills theory and is given by Eq.(28). The weight of higher order loops can be estimated by comparing the data of lattice simulations in presence of quenched and unquenched quarks, as the difference can only arise from terms that are neglected in the expansion.

Actually, that difference is very small and not too much sensitive to number of quarks and their mass, so that we can compare the unquenched data of Ref.[5] for two light quarks with the quenched data of Ref.[2], as already done in Ref.[5]. It is not even obvious that there is a change at all, as the only difference seems to be a scale factor ≈ 1.12 in the energy units of the two data sets. In Fig.6

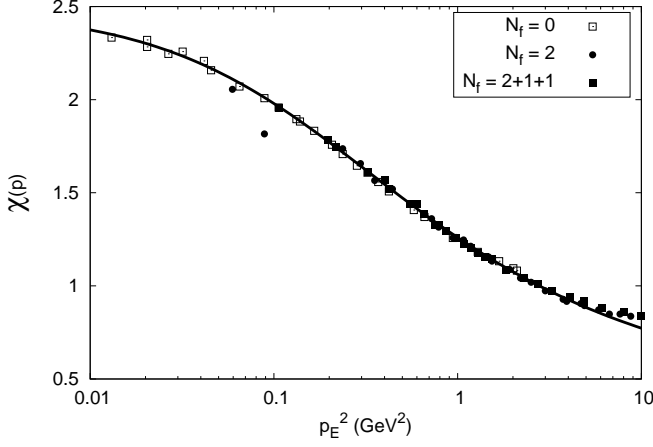


Figure 6: The ghost dressing function $\chi(s)$ of Eq.(28) is shown as a function of the Euclidean momentum $p_E^2 = sm^2$ for $m = 0.7$ GeV and $G_0 = 0.195$. The points are lattice data extracted from Fig.1 of Ref.[5] and renormalized by the factors $Z_G = 0.86$ ($N_f = 0$, open squares, originally taken from Ref.[2]), $Z_G = 0.78$ ($N_f = 2$, two light quarks, circles), $Z_G = 0.78$ ($N_f = 2+1+1$, two light and two heavy quarks, filled squares). The energy units of the quenched data ($N_f = 0$) have been multiplied by a factor 1.12 with respect to the original data of Ref.[2] (a point at $p = 1$ GeV in the figure was at $p = 1.12$ GeV in the original figure).

we show that, by rescaling the units of the quenched set of Ref.[2] ($N_f = 0$) and renormalizing the dressing function by the factor $Z_G = 0.86$ for $N_f = 0$ and $Z_G = 0.78$ for $N_f = 2$, all the data in Fig.3 of Ref.[5] collapse on the same curve given by Eq.(28) for $m = 0.7$ GeV and $G_0 = 0.195$. Once more, the ghost dressing function seems to be described by the universal function $G(s)$ of Eq.(A1) irrespective of coupling, renormalization and even quark number. In other words, the inverse dressing function is entirely determined up to an additive constant and a renormalization factor. The extension to full QCD of the same scaling property that was first predicted[44, 45] for pure Yang-Mills theory is an indirect proof that higher order loops are not very relevant in the ghost sector.

Having compared data sets of different authors, we cannot exclude that a slight accidental difference has occurred in the choice of the energy units. However, the factor 1.12, which is required for rescaling the quenched data over the unquenched plot in Fig.6, seems to be too large for being accidental. Then, we assume that it is a genuine rescaling produced by the quark loops. In that case, the same curve in the figure can be seen as the plot of the one-loop dressing function in Eq.(28) with $m = 0.7$ GeV for $N_f = 2$ (or larger) and with $m = 1.12 \times 0.7 = 0.78$ GeV for $N_f = 0$. If we believe that a judicious choice of m minimizes the effects of higher loops, then we conclude that going from the quenched to the unquenched theory the optimal value of m decreases a little in order to take account of the neglected quark loops. Thus, even without the inclusion of new graphs, the one-loop calculation

can feel the effect of quarks by a very small shift of the mass parameter.

Having added no new graphs to the self-energy, the analytic properties of the ghost propagator are the same of pure Yang-Mills theory, as discussed in the previous section.

B. Gluon Propagator

At one-loop, the gluon polarization of the full theory is obtained from the result for pure Yang-Mills theory by just adding the quark loops of Fig.1.

The second-order uncrossed quark loop reads

$$\Pi_{ab}^{\mu\nu}(p) = -\delta_{ab} \frac{g^2}{2} \text{Tr} \int \frac{id^4q}{(2\pi)^4} \gamma^\mu S_M(q) \gamma^\nu S_M(p+q). \quad (32)$$

Dropping the color indices, this term is just $g^2/(2e^2)$ times the ordinary electron loop of QED and can be evaluated by dimensional regularization. Setting $d = 4 - \epsilon$ the result is transverse and, summing over N_f quarks, it can be written as

$$\Pi_{ab}^{\mu\nu}(p) = \delta_{ab} t^{\mu\nu}(p) \Pi(p) = \delta_{ab} t^{\mu\nu}(p) [\Pi^\epsilon(p) + \Pi^f(p)] \quad (33)$$

where the diverging part reads

$$\Pi^\epsilon(p) = \frac{N_f \alpha_s}{3\pi} p^2 \left(\frac{1}{\epsilon} + \log \frac{\mu}{M} \right) \quad (34)$$

and the finite part is

$$\Pi^f(p) = \frac{N_f \alpha_s}{3\pi} p^2 f_0(-p^2/M^2) \quad (35)$$

in terms of the adimensional function

$$f_0(s) = \left(\frac{s-2}{2s} \right) L(s) - \frac{2}{s} \quad (36)$$

and of the logarithmic function

$$L(s) = \sqrt{\frac{4+s}{s}} \log \frac{\sqrt{4+s} - \sqrt{s}}{\sqrt{4+s} + \sqrt{s}}. \quad (37)$$

In the definition of f_0 , Eq.(36), we dropped a scheme-dependent additive constant that would depend on the definition of the arbitrary scale μ in Eq.(34) and can be absorbed by the finite part of the wave-function renormalization constant. In the \overline{MS} scheme, denoting by $\delta Z = Z - 1$ the one-loop contribution to a renormalization constant, the divergence in the quark loop Π^ϵ is canceled by a term

$$\delta Z_A = -\frac{N_f \alpha_s}{3\pi\epsilon} = -\frac{N_f g^2}{12\pi^2} \frac{1}{\epsilon} \quad (38)$$

to be added to Z_A in Eq.(24). As a check we observe that in the Landau gauge the ghost-gluon vertex is regular[60] and the renormalization constant Z_g of the coupling can

be extracted from the wave-function renormalization of the two-point functions, yielding by Eq.(24) and Eq.(38) for $N = 3$

$$\delta Z_g = \frac{1}{2} [\delta Z_A + 2\delta Z_\omega] = \frac{g^2}{16\pi^2} \frac{1}{\epsilon} \left[11 - \frac{2N_f}{3} \right] \quad (39)$$

which is the well known standard result for QCD.

Adding the crossed quark-loop in Fig.1, the sum of all quark loops follows by Eq.(21) for $n = 1$

$$\Pi_{tot} = \left[1 - M \frac{\partial}{\partial M} \right] \Pi. \quad (40)$$

As before we can write $\Pi_{tot} = \Pi_{tot}^\epsilon + \Pi_{tot}^f$ where the diverging part $\Pi_{tot}^\epsilon = \Pi^\epsilon$ does not change and is still given by Eq.(34) because the term $1/\epsilon$ does not depend on M . Thus, the divergence is canceled by the same standard wave function renormalization constant δZ_A of Eq.(38). Then, Eq.(39) still holds and the expansion has the same behaviour of the standard perturbative expansion in the UV.

The finite part follows by a simple derivative and can be written as

$$\Pi_{tot}^f = \frac{N_f \alpha_s}{3\pi} p^2 f(-p^2/M^2) \quad (41)$$

in terms of the adimensional function

$$f(s) = f_0(s) + 2s \left(\frac{\partial f_0}{\partial s} \right) \quad (42)$$

that has the explicit expression

$$f(s) = \frac{4}{s} + \left(\frac{s^2 + 2s + 16}{2s(4+s)} \right) L(s) \quad (43)$$

up to an irrelevant additive constant that is absorbed in the finite wave-function renormalization.

In the limit $s \rightarrow 0$ the function $L(s) \approx -2 - s/6$ and $\Pi_{tot}^f \approx p^2(N_f \alpha_s)/(18\pi) \rightarrow 0$ so that the quark loop does not contribute to the gluon mass. On the same footing, we see that the photon does not acquire any mass term from the fermions and since there are no photon loops in QED, the massive expansion does not give any mass to the photon.

As for pure Yang-Mills theory, the gluon dressing function is still given by Eq.(28) provided that a quark correction $\Delta F(s)$ is added to the function $F(s)$

$$\Delta F(s) = \frac{4N_f}{9N} f(m^2 s/M^2) \quad (44)$$

where $N = 3$ for QCD.

According to our strategy, the expansion has to be optimized by a comparison with the data of lattice simulations in the Euclidean space. First of all, let us explore the scaling properties of the inverse dressing function J^{-1} that arise from Eq.(28) when modified by Eq.(44), now including the quark loops. The inverse gluon dressing

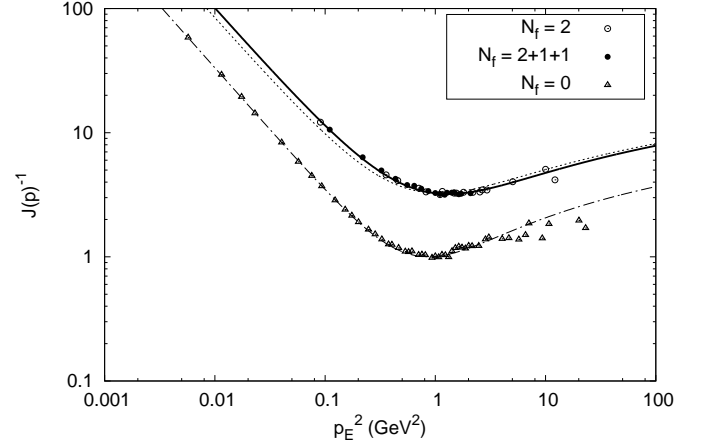


Figure 7: The inverse gluon dressing function $1/J(s) = F(s) + \Delta F(s) + F_0$, as arising from Eqs.(28),(44), is plotted as a function of the Euclidean momentum $p_E^2 = s m^2$ for $N_f = 2$, $m = 0.8$ GeV, $M = 0.65$ GeV (optimal set, solid line), for $N_f = 2$, $m = 0.73$ GeV, $M = 0.65$ GeV (sub-optimal, dotted line) and for $N_f = 0$, $m = 0.73$ GeV (pure Yang-Mills, $\Delta F = 0$, dashed line). The constant F_0 is -0.65 for $N_f = 2$ and -1.05 for $N_f = 0$ [45]. The circles are lattice data extracted from Fig.1 of Ref.[5] and scaled as described in the text. The triangles are lattice data extracted from Fig.2 of Ref.[2].

function is shown in Fig.7 together with the result found for pure Yang-Mills theory ($\Delta F = 0$) in Refs.[44, 45]. The pronounced minimum is useful for pinpointing the energy scale by a comparison with other data.

We expect that, up to an additive constant and an irrelevant renormalization factor, Eq.(28) should be quite general and predict a scaling behavior satisfied by all data of lattice simulations, even in presence of small bare masses for the quarks. The effect of small bare masses is negligible compared with the large dynamical masses in the infrared, so that no dramatic difference is expected between chiral and light quarks. On the other hand, the effects of heavy quarks are going to be suppressed in the quark loops. Thus, having no lattice data for the gluon propagator in the chiral limit, we are comparing Eq.(44) with the simulations of Ref.[5] for the case of two light quarks.

In Fig.7 the data points are extracted from Fig.1 of Ref.[5] and rescaled by different renormalization factors and additive constants. In more detail, the data for $N_f = 2$ (two light quarks) have been divided by 0.18, while the data for $N_f = 2 + 1 + 1$ (two light quarks and two heavy quarks) are divided by 0.24 and increased by adding the constant 0.45, that is equivalent to a different choice for the constant F_0 in Eq.(28). It is remarkable that the data collapse on the curve predicted by Eqs.(28),(44) with $N_f = 2$ (two chiral quarks) and $m = 0.8$ GeV. The plot is not very sensitive to the choice of the mass M and a slight change of M is compensated by a minor change of the constant F_0 in Eq.(28). In Fig.7 we are using $F_0 = -0.65$ and the mass $M = 0.65$

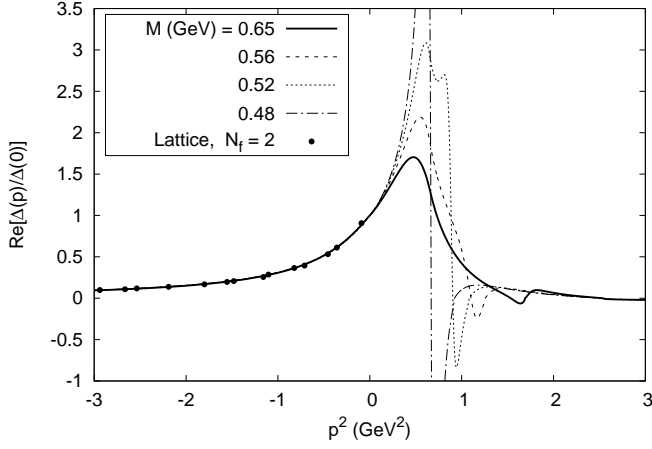


Figure 8: The real part of the gluon propagator is evaluated by setting $s = -p^2/m^2 - i\varepsilon$ in Eqs.(28),(44), for $m = 0.80$ GeV and several values of $M = 0.48, 0.52, 0.56, 0.65$ GeV. The constant F_0 varies in the range $-0.65 < F_0 < -0.6$ in order to keep all curves on the lattice data in the Euclidean space, for $p^2 < 0$. The data points are extracted from Fig.1 of Ref.[5] for $N_f = 2$. The propagator is normalized by its finite value at $p^2 = 0$.

GeV that will turn out to be a reasonable choice for describing the quark propagator in the next section. More than the mass M , it is the number of light quarks N_f that has an effect on the position of the minimum in the figure. Compared to pure Yang-Mills theory ($N_f = 0$) we observe a 25% shift of the minimum towards higher energies for $N_f = 2$. No further shift is observed for the inclusion of the heavier quarks ($N_f = 2 + 1 + 1$). We find that a 14% shift is given by the extra term ΔF in Eq.(44), coming from the quark loops, while the residual 10% shift in Fig.7 is obtained by increasing the mass scale up to $m = 0.8$ GeV, compared to the value $m = 0.73$ GeV that was required for $N_f = 0$. Assuming that the agreement with the data means that higher-loop corrections are negligible, we would extract an optimal value $m = 0.8$ GeV, while the best choice for the other scale M remains almost undetermined because of the small sensitivity to that mass. The slight increase of m , going from $N_f = 0$ to $N_f = 2$, is in the opposite direction of the small shift that was required for the best description of the ghost dressing function in the previous section. That is not surprising, as there is no reason why the effects of higher loops should be minimal for all the propagators at the same value of m . While that would be desirable, those effects could have different sign and require a compromise. For future reference, as an average choice, we could just leave m unchanged and take the value $m = 0.73$ GeV that was optimal for $N_f = 0$. As shown by the dotted line in Fig.7 the agreement with the data is still acceptable (as it is for the ghost dressing function).

The real part of the gluon propagator is shown in Fig.8 for $s = -p^2/m^2 - i\varepsilon$. While rather insensitive to the

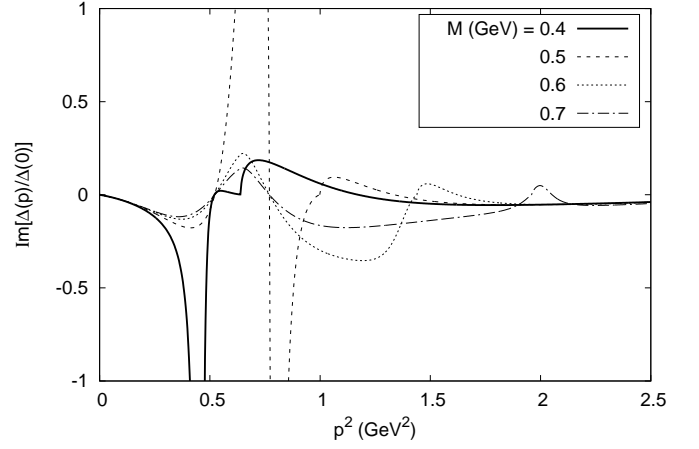


Figure 9: The imaginary part of the gluon propagator is evaluated by setting $s = -p^2/m^2 - i\varepsilon$ in Eqs.(28),(44), for $m = 0.80$ GeV, $F_0 = -0.6$ and several values of $M = 0.4, 0.5, 0.6, 0.7$ GeV. The propagator is normalized by its finite value at $p^2 = 0$.

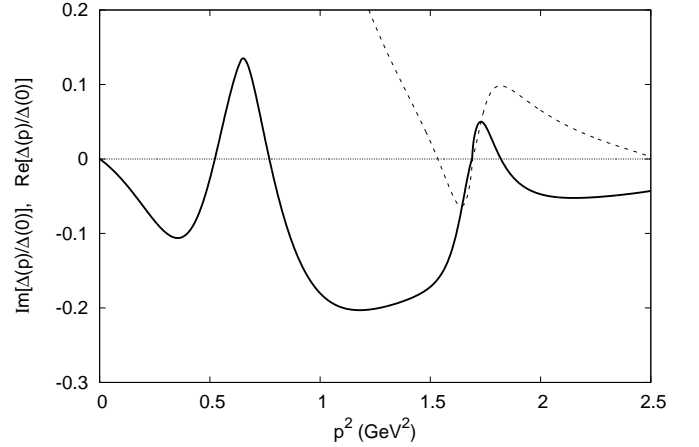


Figure 10: The imaginary part of the propagator is evaluated by setting $s = -p^2/m^2 - i\varepsilon$ in Eqs.(28),(44), for the optimal set $m = 0.80$ GeV, $M = 0.65$ GeV, $F_0 = -0.65$ (solid line). The dashed line is a detail of the real part. The propagator is normalized by its finite value at $p^2 = 0$.

choice of M in the Euclidean space, the shape of the propagator depends on M when plotted as a function of the time-like momentum $p^2 > 0$. The data points in the figure are the same lattice data of Ref.[5] for $N_f = 2$ that were already used in Fig.7. We observe the presence of a positive peak at $p^2 \approx m^2$ and a negative peak just before the two-particle threshold $p^2 \approx (2M)^2$ where the real part of the propagator changes sign and becomes positive (see also the details in Fig.10). When M decreases the negative peak comes closer to the positive one and they merge eventually, when $2M \approx m$. Below that point, for $M < 0.5$ GeV they give rise to a sharp peak. That peak cannot be physical, because its spectral weight is

negative, as shown in Fig.9 where the imaginary part of the propagator is displayed. It defines a spectral density according to Eq.(29) and its positivity violation is what we expected for a confined degree of freedom. At variance with pure Yang-Mills theory, we observe the presence of a two-particle threshold at $p^2 \approx (2M)^2$ where the spectral function turns positive for a while. Some details of the spectral function are shown in Fig.10 for the optimal set $m = 0.8$ GeV, $M = 0.65$ GeV of Fig.7, to be compared to Fig.4 for pure Yang-Mills theory.

Besides being more rich on the real positive axis $p^2 > 0$, for $N_f = 2$ the unquenched gluon propagator has more poles in the complex plane. For the optimal set $m = 0.8$ GeV, $M = 0.65$ GeV We find two pairs of conjugated poles at $p^2 \approx (1.69, \pm 0.1)$ GeV² and $p^2 \approx (0.54, \pm 0.52)$ GeV². Changing the mass M , the first pair, closer to the real axis, moves according to $\text{Re } p^2 \approx (2M)^2$, while the second pair stays close to $\text{Re } p^2 \approx m^2$.

C. Quark Propagator

At one loop and third order, the quark self energy Σ_q is given by the tree term $\delta\Gamma_q = -M$ and three one-loop graphs, as shown in Fig.1. The sum of the one-loop graphs follows from Eq.(21)

$$\Sigma(p) = \left[1 - m^2 \frac{\partial}{\partial m^2} - M \frac{\partial}{\partial M} \right] \Sigma^{(1)}(p) \quad (45)$$

where $\Sigma^{(1)}(p)$ is the standard (uncrossed) one-loop graph and the derivatives give the crossed graphs. On general grounds, we can write all self-energy graphs in terms of Lorentz scalar functions

$$\begin{aligned} \Sigma^{(1)}(p) &= \Sigma_M^{(1)}(p) + \not{p} \Sigma_p^{(1)}(p) \\ \Sigma(p) &= \Sigma_M(p) + \not{p} \Sigma_p(p). \end{aligned} \quad (46)$$

In the dressed quark propagator $S(p)$ the mass M is canceled by the tree term $\delta\Gamma_q = -M$, yielding by Eq.(17)

$$S(p)^{-1} = S_M(p)^{-1} - \delta\Gamma_q - \Sigma(p) = \not{p} - \Sigma(p). \quad (47)$$

By insertion of Eq.(46) the dressed quark propagator reads

$$S(p) = \frac{Z_q}{\not{p} [1 - \Sigma_p(p)] - \Sigma_M(p)} \quad (48)$$

where Z_q is a finite wave-function renormalization constant. At one-loop, we can set

$$Z_q = 1 + \delta Z_q \approx \frac{1}{1 - \delta Z_q} \quad (49)$$

and defining a subtraction point μ according to

$$\delta Z_q = -\Sigma_p(\mu) \quad (50)$$

we can write

$$S(p)^{-1} = \not{p} [1 - (\Sigma_p(p) - \Sigma_p(\mu))] - \Sigma_M(p). \quad (51)$$

On the other hand, by the usual parametrization in terms of the scalar functions $Z(p)$, $M(p)$, the dressed propagator reads

$$S(p) = \frac{Z(p)}{\not{p} - M(p)} \quad (52)$$

and by comparison with Eq.(51) we can write

$$\begin{aligned} Z(p)^{-1} &= 1 - [\Sigma_p(p) - \Sigma_p(\mu)] + \mathcal{O}(\alpha_s^2) \\ M(p) &= \frac{\Sigma_M(p)}{[1 - (\Sigma_p(p) - \Sigma_p(\mu))]} + \mathcal{O}(\alpha_s^2). \end{aligned} \quad (53)$$

We observe that, being the ratio of the two scalar functions, the exact mass function $M(p)$ does not depend on the choice of the renormalization constant. Thus, a slight dependence on the subtraction point μ would be a natural consequence of the one-loop approximation. We anticipate that, at one-loop, the function $\Sigma_p(p)$ is almost constant in the UV, then $M(p)$ in Eq.(53) does not depend on the subtraction point provided that we take μ large enough. We will safely take $\mu \rightarrow \infty$ so that $S(p)^{-1} \rightarrow \not{p}$ in the UV.

By its definition in Eq.(52), the exact scalar function $Z(p)$ depends on the wave-function renormalization. According to Eq.(53), the subtraction point μ is defined by $Z(\mu) = 1$.

Some details on the calculation of the explicit functions Σ_M , Σ_p are given in the Appendix. The standard uncrossed one-loop graph, the first in Fig.1, can be evaluated analytically by dimensional regularization and the resulting scalar functions $\Sigma_M^{(1)}$, $\Sigma_p^{(1)}$ are reported in Appendix B. At variance with the standard perturbative expansion, a mass is included in the gluon propagator Δ_m inside the loop, according to Eq.(17). The result coincide with that reported by other authors[37].

The function $\Sigma_p^{(1)}(p)$ is finite and vanishes in the limit $m \rightarrow 0$. Even for $m \neq 0$ the standard one-loop contribution to $Z(p)$ is very small and shows a wrong decreasing behavior as a function of the Euclidean momentum $s = -p^2/m^2$ in comparison with the lattice data. That behavior was shown to be a consequence of two-loop corrections[37] that are not negligible because of the very tiny one-loop contribution.

Including all the crossed graphs in Fig.1, the full scalar function $\Sigma_p(p)$ is given by Eq.(45)

$$\Sigma_p(p) = \left[1 - m^2 \frac{\partial}{\partial m^2} - M \frac{\partial}{\partial M} \right] \Sigma_p^{(1)}(p). \quad (54)$$

The result is not very illuminating and the explicit analytical expression is derived in Appendix C.

As shown in Eq.(B33), the other scalar (uncrossed) one-loop function $\Sigma_M^{(1)}$ has a diverging part

$$\Sigma_M^{(1)} \sim \frac{\alpha_s}{\pi} M \left(\frac{2}{\epsilon} + \log \frac{\mu^2}{m^2} \right) \quad (55)$$

that usually requires a mass counterterm for its cancellation. In the chiral limit, we have no mass counterterm for

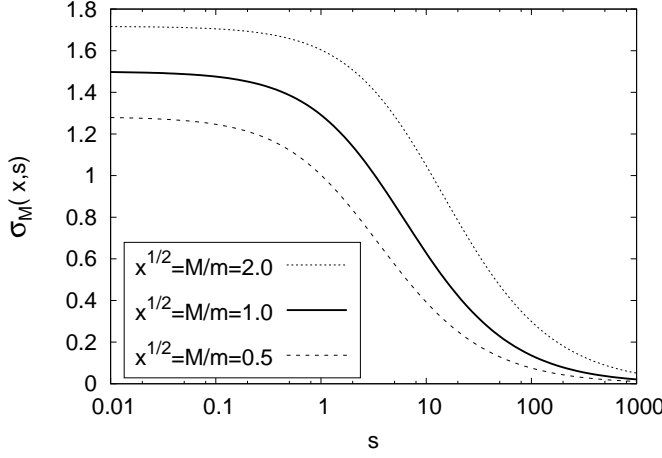


Figure 11: The adimensional scalar function $\sigma_M(x, s)$ of Eq.(C10) is shown as a function of the Euclidean momentum $s = -p^2/m^2$ for different values of the mass ratio $x = M^2/m^2$ corresponding to $M = 2m$ (top), $M = m$ (center) and $M = m/2$ (bottom).

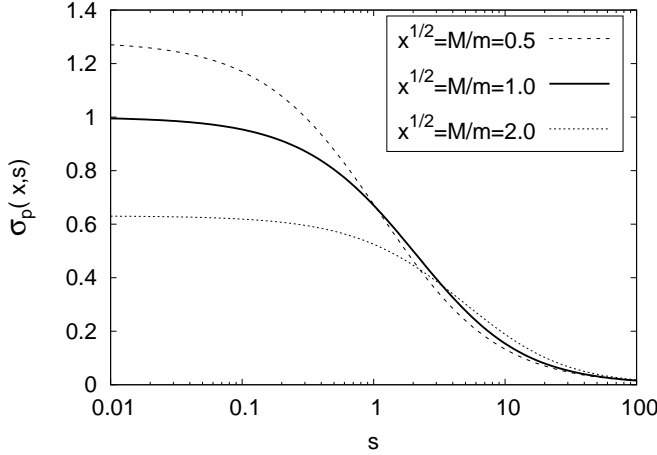


Figure 12: The adimensional scalar function $\sigma_p(x, s)$ of Eq.(C10) is shown as a function of the Euclidean momentum $s = -p^2/m^2$ for different values of the mass ratio $x = M^2/m^2$ corresponding to $M = 2m$ (dotted line), $M = m$ (solid line) and $M = m/2$ (dashed line).

the quarks. However, the divergence is canceled by the crossed loops in the total self-energy according to Eq.(45)

$$\Sigma_M(p) = \left[1 - m^2 \frac{\partial}{\partial m^2} - M \frac{\partial}{\partial M} \right] \Sigma_M^{(1)}(p). \quad (56)$$

Inserting Eq.(55) in Eq.(56) we see that the diverging part cancels exactly, yielding a finite function $\Sigma_M(p)$ without the need of any mass counterterm that would spoil the chiral symmetry of the original Lagrangian. The explicit analytical result is derived in Appendix C and can be written in terms of functions of the Euclidean mo-

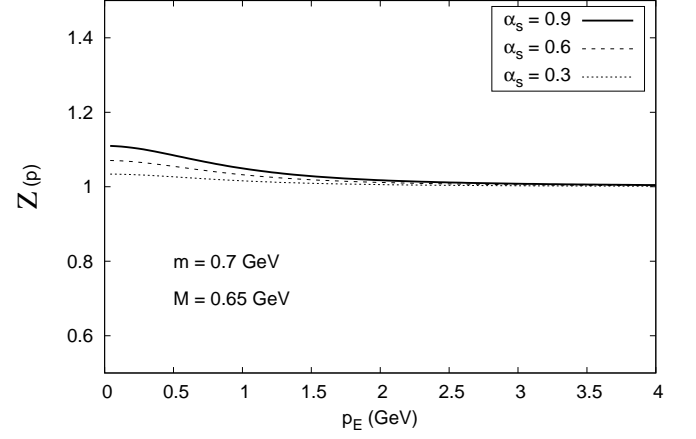


Figure 13: The scalar function $Z(p)$ as a function of the Euclidean momentum p_E for three different values of the strong coupling $\alpha_s = 0.3, 0.6, 0.9$.

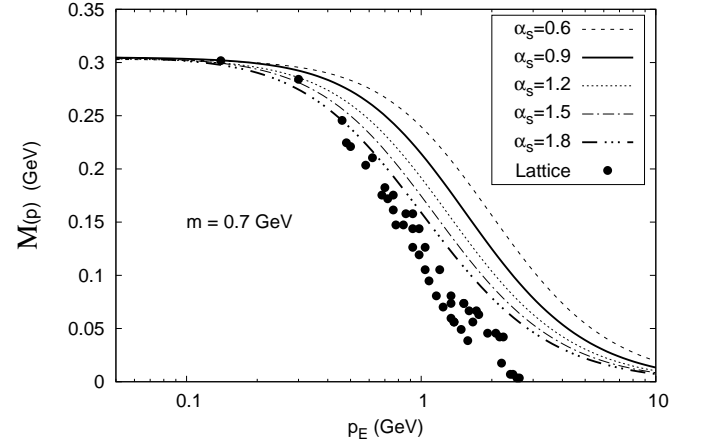


Figure 14: The mass function $M(p)$ as a function of the Euclidean momentum p_E for several values of the coupling $\alpha_s = 0.6, 0.9, 1.2, 1.5, 1.8$ and $m = 0.7$ GeV. The points are lattice data for unquenched chiral quarks and have been extracted from Fig.4 of Ref.[8]. For each coupling the mass parameter M is fixed by requiring that $M(0) \approx 0.32$ GeV, yielding $M = 0.94, 0.65, 0.49, 0.39, 0.318$ GeV, respectively.

mentum $s = -p^2/m^2$ and the squared mass $x = M^2/m^2$

$$\begin{aligned} \Sigma_M(p) &= \left(\frac{\alpha_s}{\pi} \right) M \sigma_M(x, s) \\ \Sigma_p(p) &= \left(\frac{\alpha_s}{3\pi} \right) \sigma_p(x, s) \end{aligned} \quad (57)$$

where the adimensional functions σ_p, σ_M include all the loops in Fig.1, are finite and do not depend on any parameter. Their explicit expressions are given in Eqs.(C10) where the zero of σ_p is set by $\sigma_p(x, \infty) = 0$. Their plot is shown in Fig.11 and Fig.12 for a few values of the mass ratio x .

In terms of these functions, taking $\mu \rightarrow \infty$, Eq.(53)

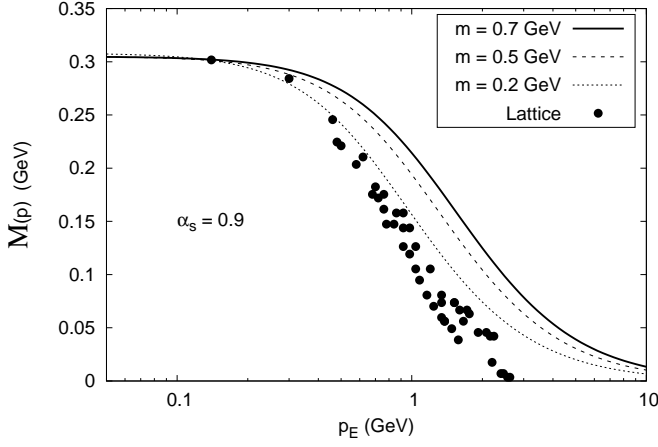


Figure 15: The mass function $M(p)$ as a function of the Euclidean momentum p_E for three values of the mass scale $m = 0.7, 0.5, 0.2$ GeV and $\alpha_s = 0.9$. The mass parameter M takes the values $M = 0.65, 0.62, 0.57$ GeV, respectively. The points are the same lattice data of Fig.14.

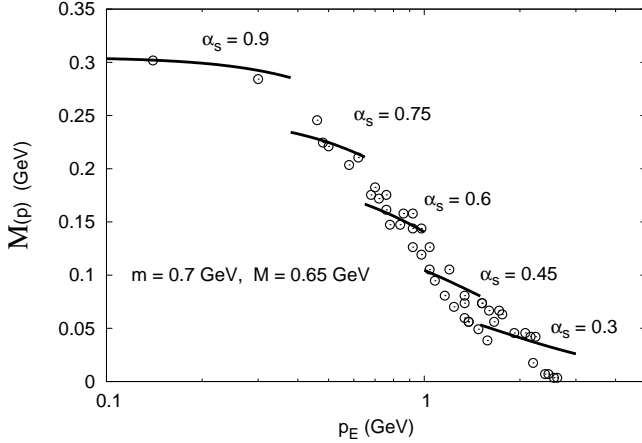


Figure 16: The mass function $M(p)$ as a function of the Euclidean momentum p_E for $m = 0.7$ GeV and $M = 0.65$ GeV. The coupling α_s is taken as a piecewise constant function, decreasing from $\alpha_s = 0.9$ at $p_E < 0.4$ GeV down to $\alpha_s = 0.3$ at $p_E \approx 2$ GeV. The points are the same lattice data of Fig.14.

can be recast as

$$Z(p) = \frac{\sigma_0}{\sigma_0 - \sigma_p(x, s)}$$

$$M(p) = 3M \left[\frac{\sigma_M(x, s)}{\sigma_0 - \sigma_p(x, s)} \right] \quad (58)$$

where the inverse coupling $\sigma_0 = 3\pi/\alpha_s$ is the only parameter besides the mass scales m, M . Even if the functions σ_p, σ_M are of the same order, the effect of σ_p on the function $Z(p)$ is very small, giving a flat, almost constant *decreasing* function, as shown in Fig.13. Thus the mass function $M(p)$ is not sensitive to the subtraction point and is basically determined by the function σ_M .

As discussed in Ref.[37], the wrong decreasing behaviour of $Z(p) \approx 1$, when compared with the outcome of lattice simulations[8], means that the effect of two-loop corrections might overcome the tiny effect of one-loop terms on the normalization of the propagator.

At variance with gluon and ghost propagators, that have no explicit dependence on the coupling because of their multiplicative renormalization, the mass function $M(p)$ does not depend on the normalization of the quark propagator and has an explicit dependence on the strong coupling α_s in Eq.(58). Here is where the limits of a fixed-coupling expansion emerge, since a running of the coupling is mandatory for connecting the low energy phenomenology with the high-energy values of the coupling. Thus it is remarkable that, by using reasonable values for the coupling below 1 GeV, $\alpha_s \approx 0.5 - 1.0$ [2, 3], the chiral Lagrangian develops a dynamical mass for the quarks, with the correct qualitative behaviour and magnitude of the constituent-quark masses. We stress once more that the quark mass does not arise trivially by the insertion of a mass in the undressed propagator, since that mass is canceled at tree-level in Eq.(47). Thus the mass arises from the loops. While an overall energy scale can only be fixed by the phenomenology, the ratio M/m can be regarded as a variational parameter: something the exact theory should not depend on, to be fixed by some optimization strategy. In this paper we pursue the strategy of optimizing the mass scales by a comparison with the lattice data, in order to predict the behavior of the propagators in Minkowski space by analytic continuation. The data of lattice simulations seems to favour a ratio M/m not too far from one, that suggests a link between the dynamical generation of the gluon mass and the dynamical breaking of the chiral symmetry.

The mass function $M(p)$ of Eq.(58) is displayed in Fig.14 as a function of the Euclidean momentum for several values of the coupling. For each coupling, the mass parameter M has been fixed by requiring that $M(0) \approx 0.32$ GeV which is the extrapolated value of the data of lattice simulations for unquenched chiral quarks[8]. The same lattice data of Ref.[8] are shown in the figure for comparison. The energy scale is fixed by taking $m = 0.7$ GeV as suggested by the study of ghost and gluon propagators. We could force the curve on the data by pushing the coupling towards unreasonable large values since the agreement increases in Fig.14 going from $\alpha_s = 0.6$ ($M = 0.94$) to $\alpha_s = 1.8$ ($M = 0.318$). That is probably a consequence of the decreasing of the mass parameter M . Actually, in the curves of Fig.14 the mass function raises at an energy scale that is too large compared with the lattice data. In fact, a better agreement can be reached by a change of the overall scale, as suggested by Fig.15 where the mass function $M(p)$ is plotted for decreasing values of m while keeping α_s fixed at a reasonable value $\alpha_s = 0.9$ ($M = 0.57 - 0.65$). However, a scale m smaller than 0.2 GeV would be in strong disagreement with the scale that emerges from the study of gluon and ghost propagators. The inverse dressing

function of the gluon, with its minimum, pinpoints the scale m at the value $m = 0.73$ GeV for pure Yang-Mills SU(3)[45]. Including quarks, a slight increase at $m \approx 0.8$ was found in Section IV B while a slight decrease towards $m \approx 0.6$ was suggested by the ghost dressing function in Section IV A. Thus an average $m \approx 0.7$ GeV seems to be a reasonable choice. On the other hand, a 25% reduction of the effective coupling was reported going from the quenched to the unquenched quark simulation[3], so that a reasonable choice for the coupling seems to be $\alpha_s \approx 0.9$ in the IR and we are left with the solid line in Fig.14 and Fig.15 ($m = 0.7$ GeV, $M = 0.65$ GeV, $\alpha_s = 0.9$).

Quite interesting, there is an other way to move the curve towards the data without forcing the parameters. In Fig.16 the mass function $M(p)$ is reported without changing the mass scales that are fixed at $m = 0.7$ GeV, $M = 0.65$ GeV, but reducing the coupling α_s when the energy increases, thus simulating the effect of a running coupling. The piecewise constant running coupling in Fig.16 goes from a large value $\alpha_s = 0.9$ in the IR, down to $\alpha_s = 0.3$ at $p_E \approx 2$ GeV, in good agreement with the behavior of the effective coupling of lattice simulations[2, 3]. That enforces the idea that a consistent RG improvement of the massive expansion would be mandatory for a quantitative agreement with the lattice data at energies larger than the mass scales m, M .

The analytic functions σ_p, σ_m in Eq.(C10) can be easily continued to Minkowski space. The quark propagator can be written as

$$S(p) = S_p(p^2)\not{p} + S_M(p^2) \quad (59)$$

where the scalar functions S_p, S_M follow by Eqs.(52), (58)

$$\begin{aligned} S_M(p^2) &= \frac{Z(p)M(p)}{p^2 - M(p)^2} = \frac{3M\sigma_0\sigma_M}{p^2(\sigma_0 - \sigma_p)^2 - 9M^2\sigma_M^2} \\ S_p(p^2) &= \frac{Z(p)}{p^2 - M(p)^2} = \frac{\sigma_0(\sigma_0 - \sigma_p)}{p^2(\sigma_0 - \sigma_p)^2 - 9M^2\sigma_M^2} \end{aligned} \quad (60)$$

and here the functions $\sigma_p(x, s), \sigma_M(x, s)$ are evaluated at $s = -p^2/m^2 - i\varepsilon$. The imaginary parts have a cut on the real positive axis $p^2 > 0$ where we can define two spectral densities

$$\begin{aligned} \rho_M(p^2) &= -\frac{1}{\pi} \text{Im} S_M(p^2) \\ \rho_p(p^2) &= -\frac{1}{\pi} \text{Im} S_p(p^2) \end{aligned} \quad (61)$$

so that the propagator reads

$$S(p) = \int_0^\infty dq^2 \frac{\rho_p(q^2)\not{p} + \rho_M(q^2)}{p^2 - q^2 + i\varepsilon}. \quad (62)$$

For a physical state, the Källen-Lehmann spectral densities contain important physical information on the masses and on the thresholds of the multiparticle spectrum. Any observable fermion must satisfy the positivity conditions[61]

$$\rho_p(p^2) \geq 0 \quad (63)$$

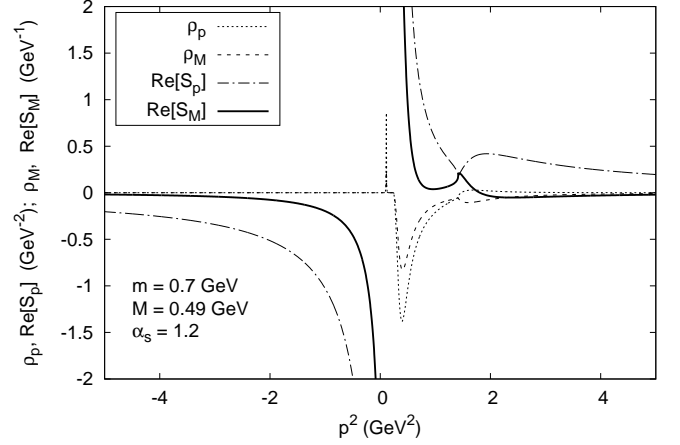


Figure 17: The real parts $\text{Re} S_M(p^2), \text{Re} S_p(p^2)$ of the quark propagator and the spectral densities $\rho_M(p^2), \rho_p(p^2)$ (imaginary parts) are shown as functions of the physical momentum $p^2 = -p_E^2$ for $m = 0.7$ GeV, $\alpha_s = 1.2$ and $M = 0.49$ GeV.

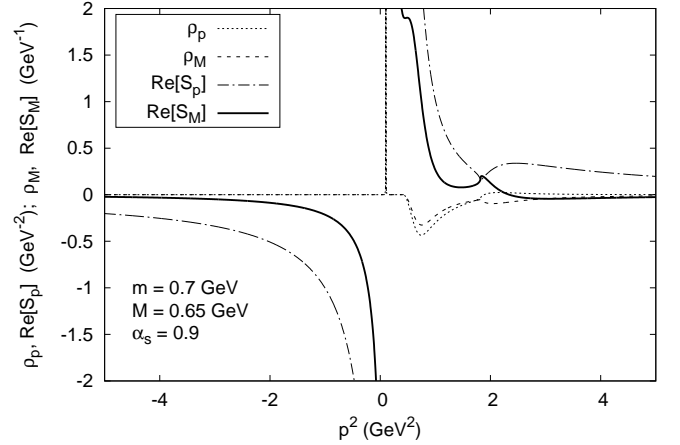


Figure 18: The same as Fig.17 but for $\alpha_s = 0.9$ and $M = 0.65$ GeV.

$$p \rho_p(p^2) - \rho_M(p^2) \geq 0 \quad (64)$$

and the normalization condition

$$1 = Z_0 + \int_{q_0^2}^\infty dq^2 \rho_p(q^2) \quad (65)$$

where q_0^2 is the continuum threshold and Z_0 is the weight of the discrete one-particle state, with $0 \leq Z_0 \leq 1$. Moreover the function $p\rho_p - \rho_M$ must have a support only on the continuum states and the discrete one-particle term must cancel in the difference.

The real parts of the functions S_p, S_M and the spectral functions ρ_p, ρ_M are displayed in Figs.17,18,19 for $m = 0.7$ GeV and $\alpha_s = 1.2, 0.9, 0.6$, respectively. The spectral functions are shown in more detail in Fig.20 for $\alpha_s = 0.9$, $M = 0.65$ GeV. We recognize a discrete term in the spectral functions at $p = M(0) \approx 0.32$ GeV, that

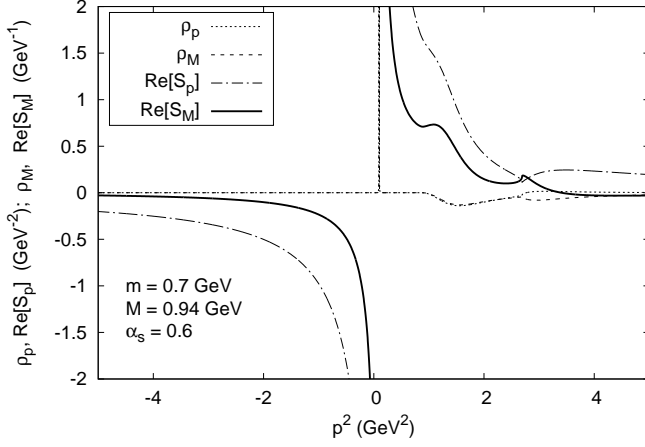


Figure 19: The same as Fig.17 but for $\alpha_s = 0.6$ and $M = 0.94$ GeV.

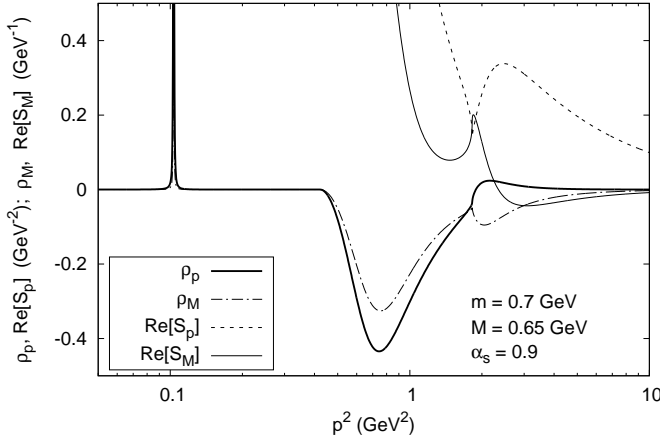


Figure 20: Details of the quark spectral functions for $\alpha_s = 0.9$, $M = 0.65$ GeV, $m = 0.7$ GeV (same as Fig.18). The width of the peak at $p^2 \approx 0.1$ depends on the finite value of the imaginary part ε in the analytic continuation $p_E^2 = -p^2 - i\varepsilon$. In the limit $\varepsilon \rightarrow 0$ the peak becomes a genuine δ -function and disappears from the plot.

arises from the pole of the propagator. The finite width of the peak is just a measure of the finite value of ε in the numerical plot. Thus, a genuine discrete one-particle term $\rho_p, \rho_M \sim Z_0 \delta(p^2 - M(0)^2)$ is predicted by the exact calculation ($M(0)^2 \approx (0.32)^2 \approx 0.1$ GeV² in Fig.20). By a comparison of the plots we can identify two different thresholds. A first threshold $q_1^2 \approx M^2$ at the onset of a *negative* continuum spectral density ($q_1^2 \approx (0.65)^2 \approx 0.42$ GeV² in Fig.20). A second threshold $q_2^2 \approx (M + m)^2$ where the spectral density turns positive ($q_2^2 \approx (1.35)^2 \approx 1.82$ GeV² in Fig.20). While this second threshold can be identified with the usual two-particle threshold and the high-energy states have a positive spectral density above $q_2 \approx (m + M)$, the negative spectral density above $q_1 \approx M$ has no obvious physical meaning. It violates the

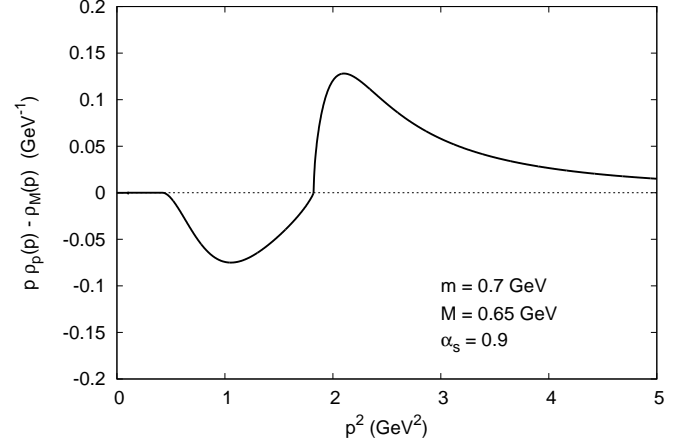


Figure 21: The quark spectral function $[p \rho_p(p^2) - \rho_M(p^2)]$ is shown as a function of the physical momentum $p^2 = -p_E^2$ for $m = 0.7$ GeV, $\alpha_s = 0.9$ and $M = 0.65$ GeV (same as Fig.18). The positivity condition of Eq.(64) is violated for $p^2 > q_1^2 \approx M^2$ below the two-particle threshold $q_2^2 \approx (m + M)^2$.

positivity condition (63) and cannot be related to any kind of free-particle behavior. Thus the quark propagator can only describe confined particles.

Moreover, if we look at the plot of the spectral function $[p \rho_p(p^2) - \rho_M(p^2)]$ in Fig.21, we observe that the discrete term cancels in the difference and the spectral function has a support only on the continuum states, above $q_1 \approx M$, as predicted by general arguments[61]. But the positivity condition of Eq.(64) is strongly violated for $q_1^2 < p^2 < q_2^2$. No complex poles are observed for the quark propagator.

V. DISCUSSION

Let us summarize the main findings of the paper. The massive expansion that was developed for pure Yang-Mills theory in Refs.[44, 45] has been extended to full QCD. While based on a perturbative expansion, the method has a variational nature, with mass ratios and subtraction points that can be optimized in order to minimize the effects of higher loops. The method allows a unified description of the dynamical breaking of chiral symmetry together with the dynamical gluon mass generation, from first principles and without adding any spurious terms to the original Lagrangian. All mass divergences cancel exactly without the need of including other mass counterterms that would spoil the gauge and chiral symmetry of the theory. A finite result is achieved by the same wave function renormalization constants of the standard perturbation theory, thus ensuring that the correct behaviour is predicted in the UV.

It is important to observe that the mass does not arise as a trivial and direct consequence of using the massive propagators as expansion point. In fact, that mass can-

cels at tree level because of the counterterms that leave the Lagrangian unmodified. The mass emerges from the loops and is a genuine effect of the interactions. For instance, it has been shown that no mass would emerge by the same method for the photon in QED.

The expansion is optimized by a comparison with the data of lattice simulations in the Euclidean space where an impressive agreement is reached for the ghost and gluon sectors at one-loop. Some general universal scaling properties that were predicted for the dressing functions of pure Yang-Mills theory[44, 45] are extended to full QCD where they are shown to be satisfied by the lattice data.

The limits of a fixed-coupling expansion emerge above 2 GeV and even below in the quark sector. The problem could be cured by RG methods that become mandatory for a direct link between the IR and the known phenomenology in the UV. Nevertheless, at a fixed coupling, a quark mass function emerges which is in good qualitative agreement with the chiral limit of the lattice simulations.

At one-loop, explicit analytical functions are derived for the propagators. By a direct comparison with the lattice data, the expansion is optimized in the Euclidean space yielding accurate analytic propagators that can be easily continued to Minkowski space. Thus the method provides a powerful tool for the study of dynamical properties and spectral functions that can be hardly extracted from any numerical data set. From this point of view, the massive expansion is very predictive and gives a direct proof of positivity violation and confinement for all

the particles involved.

In the gluon sector, the spectral function has no discrete terms nor real poles, in general agreement with previous numerical approaches[32]. Moreover, complex conjugated poles are found, in quantitative agreement with a fit[58] by the refined version[40–42] of the Gribov-Zwanziger model[43]. The *i-particle* scenario[34] is confirmed and extended to full QCD where two pairs of conjugated complex poles are found in the gluon propagator.

A discrete one-particle term is found in the spectral function of the quark propagator at $p \approx M(0) \approx 0.32$ GeV. The propagator has no complex poles but positivity is badly violated below the two-particle threshold. While no direct dynamical content can be given to the gluon mass and to the mass parameters, the discrete one-particle term can be identified as the (confined) physical mass of the constituent quarks. On the other hand, the mass parameters m, M are strongly related to the thresholds of the spectral functions and determine their rich behaviour that is observed in Minkowski space. Thus, more than free-particle masses they have the physical meaning of threshold parameters.

Overall, while providing a powerful analytical tool and shading some light on the analytic properties of the propagators, the method can be improved in many ways. Among the many aspects that have not been addressed so far we mention a consistent use of RG equations, a variational estimate of the mass ratios by the effective potential (or by minimal sensitivity of physical observables) and a formal extension to higher loops and to other covariant gauges.

Appendix A: Explicit functions F and G

The functions $F(x)$ and $G(x)$ in Eq.(26) were derived in Refs.[44, 45] by the sum of polarization and self energy graphs for pure Yang-Mills theory up to one-loop and third order. The result is

$$\begin{aligned} F(x) &= \frac{1}{x} + \frac{1}{72} [L_a + L_b + L_c + R_a + R_b + R_c] \\ G(x) &= \frac{1}{12} [L_g + R_g] \end{aligned} \tag{A1}$$

where the logarithmic functions L_x are

$$\begin{aligned} L_a(x) &= \left[\frac{3x^3 - 34x^2 - 28x - 24}{x} \right] \sqrt{\frac{4+x}{x}} \log \left(\frac{\sqrt{4+x} - \sqrt{x}}{\sqrt{4+x} + \sqrt{x}} \right) \\ L_b(x) &= \frac{2(1+x)^2}{x^3} (3x^3 - 20x^2 + 11x - 2) \log(1+x) \\ L_c(x) &= (2 - 3x^2) \log(x) \\ L_g(x) &= \frac{(1+x)^2(2x-1)}{x^2} \log(1+x) - 2x \log(x) \end{aligned} \tag{A2}$$

and the rational parts R_x are

$$\begin{aligned} R_a(x) &= -\frac{4+x}{x}(x^2 - 20x + 12) \\ R_b(x) &= \frac{2(1+x)^2}{x^2}(x^2 - 10x + 1) \\ R_c(x) &= \frac{2}{x^2} + 2 - x^2 \\ R_g(x) &= \frac{1}{x} + 2. \end{aligned} \tag{A3}$$

Appendix B: Standard one-loop self-energy

The standard (uncrossed) one-loop quark self-energy arises from the first self-energy graph in Fig.1. It is the usual fermionic self-energy in Landau gauge, but a mass is included in the gluon propagator Δ_m inside the loop, according to Eq.(17):

$$\Sigma^{(1)}(p) = C_f g^2 \int \frac{d^4 k}{(2\pi)^4} \left\{ \frac{\gamma^\mu t_{\mu\nu}(k)(\not{p} + \not{k} + M)\gamma^\nu}{[-k^2 + m^2][(p+k)^2 - M^2]} \right\}. \tag{B1}$$

By some algebra of gamma matrices and switching to Euclidean space, using $\not{p} = i\not{p}_E$ and $\{\gamma_E^\mu, \gamma_E^\nu\} = 2\delta^{\mu\nu}$,

$$\Sigma^{(1)}(p) = C_f g^2 \int \frac{d^4 k_E}{(2\pi)^4} \left\{ \frac{i\not{p}_E - 3M + i\not{k}_E \left[3 + \frac{2(p_E \cdot k_E)}{k_E^2} \right]}{[k_E^2 + m^2][-(p_E + k_E)^2 - M^2]} \right\} \tag{B2}$$

and the self-energy can be written as

$$\Sigma^{(1)}(p) = \frac{C_f g^2}{16\pi^2} \left\{ (3M - i\not{p}_E)I_1(p) - 3i\gamma_E^\mu I_2^\mu(p) + \frac{2i\gamma_E^\mu \not{p}_E^\nu}{m^2} [I_3^{\mu\nu}(p, m) - I_3^{\mu\nu}(p, 0)] \right\} \tag{B3}$$

where the integrals I_1 , I_2^μ , $I_3^{\mu\nu}$ can be written in terms of Passarino-Veltman functions

$$I_1(p) = B_0(p, m, M) = (16\pi^2) \int \frac{d^d k_E}{(2\pi)^d} \frac{1}{[k_E^2 + m^2][(p_E + k_E)^2 + M^2]} \tag{B4}$$

$$I_2^\mu(p) = p_E^\mu B_1(p, m, M) = (16\pi^2) \int \frac{d^d k_E}{(2\pi)^d} \frac{k_E^\mu}{[k_E^2 + m^2][(p_E + k_E)^2 + M^2]} \tag{B5}$$

$$I_3^{\mu\nu}(p, m) = p_E^\mu p_E^\nu B_{21}(p, m, M) + \delta^{\mu\nu} B_{22}(p, m, M) = (16\pi^2) \int \frac{d^d k_E}{(2\pi)^d} \frac{k_E^\mu k_E^\nu}{[k_E^2 + m^2][(p_E + k_E)^2 + M^2]} \tag{B6}$$

and can be evaluated by dimensional regularization, setting $d = 4 - \epsilon$. In units of m , denoting by $s = p_E^2/m^2$ the Euclidean momentum and by $x = M^2/m^2$ the squared quark mass, the finite parts read

$$B_0^f(x, s) = 2 + \frac{t}{s} \log R - \frac{t+s-x+1}{2s} \log x \tag{B7}$$

$$B_1^f(x, s) = -1 + \frac{1-y_-^2}{2} \log x - \frac{x-1}{2s} - \frac{t w}{2s^2} \log R \tag{B8}$$

$$B_{21}^f(x, s) = \frac{7}{18} + \frac{y_-^3 - 1}{3} \log x + \frac{x-1}{6s} + \frac{w^2 + 2s}{3s^2} + \frac{t(w^2 + s)}{3s^3} \log R \tag{B9}$$

$$B_{22}^f(x, s) = -\frac{m^2}{2} \left[B_0^f(x, s) - (s + x - 1)B_1^f(x, s) - sB_{21}^f(x, s) \right] \quad (\text{B10})$$

where

$$w = s + x - 1, \quad t = \sqrt{w^2 + 4s} = \sqrt{(s + x)^2 + 2(s - x) + 1} \quad (\text{B11})$$

and

$$y_{\pm} = \frac{w \pm t}{2s} = \frac{\pm t + s + x - 1}{2s} \quad (\text{B12})$$

are the positive and negative solution of the equation

$$-sy^2 + wy + 1 = s(y - y_-)(y_+ - y) = 0. \quad (\text{B13})$$

By setting $y = 1$, they are easily shown to satisfy the identities

$$(1 - y_-)(y_+ - 1) = \frac{x}{s}, \quad y_- y_+ = -\frac{1}{s} \quad (\text{B14})$$

so that the positive ratio R can be defined as

$$R = \frac{(y_+ - 1)}{y_+} = \frac{-xy_-}{1 - y_-} \quad (\text{B15})$$

and we can write it explicitly

$$R = \frac{t - s + x - 1}{t + s + x - 1} = x \frac{t - s - x + 1}{t + s - x + 1} \quad (\text{B16})$$

yielding

$$\log \left[\frac{R}{\sqrt{x}} \right] = \frac{1}{2} \log \left\{ \frac{(t - s)^2 - (x - 1)^2}{(t + s)^2 - (x - 1)^2} \right\}. \quad (\text{B17})$$

The diverging parts are

$$B_0^\epsilon(x, s) = \frac{2}{\epsilon} + \log \frac{\mu^2}{m^2} \quad (\text{B18})$$

$$B_1^\epsilon(x, s) = -\frac{1}{2} \left[\frac{2}{\epsilon} + \log \frac{\mu^2}{m^2} \right] \quad (\text{B19})$$

$$B_{21}^\epsilon(x, s) = \frac{1}{3} \left[\frac{2}{\epsilon} + \log \frac{\mu^2}{m^2} \right] \quad (\text{B20})$$

$$B_{22}^\epsilon(x, s) = -\frac{m^2}{4} \left(\frac{s}{3} + x + 1 \right) \left[\frac{2}{\epsilon} + \log \frac{\mu^2}{m^2} + 1 \right]. \quad (\text{B21})$$

In Eq.(B3) we also need the subtracted functions $\Delta B_X(p, m, M) = B_X(p, m, M) - B_X(p, 0, M)$. In the limit $m \rightarrow 0$ the products $m^2 t$, $m^2 w$ are finite and Eqs.(B11),(B12),(B16) give

$$\begin{aligned} \lim_{m \rightarrow 0} (m^2 t) &= \lim_{m \rightarrow 0} (m^2 w) = M^2 + p_E^2 \\ \lim_{m \rightarrow 0} R &= \frac{M^2}{M^2 + p_E^2} = \frac{x}{s + x} \\ \lim_{m \rightarrow 0} y_- &= 0 \end{aligned} \quad (\text{B22})$$

so that, inserting an IR cutoff $m_0 \rightarrow 0$, the finite parts of the subtracted functions read

$$\Delta B_0^f(x, s) = \left\{ \frac{t}{s} \log R - \frac{t-s-x+1}{2s} \log x - \frac{s+x}{s} \log \frac{x}{x+s} \right\} + \log \frac{m^2}{m_0^2} \quad (\text{B23})$$

$$\Delta B_1^f(x, s) = \left\{ \frac{1}{2s} - \frac{t}{2s^2} \log R - \frac{y^2}{2} \log x + \frac{(s+x)^2}{2s^2} \log \frac{x}{x+s} \right\} - \frac{1}{2} \log \frac{m^2}{m_0^2} \quad (\text{B24})$$

$$\Delta B_{21}^f(x, s) = \left\{ \frac{y^3}{3} \log x - \frac{1}{6s} + \frac{1-2x}{3s^2} + \frac{t(w^2+s)}{3s^3} \log R - \frac{(s+x)^3}{3s^3} \log \frac{x}{x+s} \right\} + \frac{1}{3} \log \frac{m^2}{m_0^2}. \quad (\text{B25})$$

When subtracted, the diverging part of the dimensionless function B_{21} in Eq.(B20) is finite in the UV and cancels the IR divergence of the finite part in Eq.(B25)

$$\Delta B_{21}^\epsilon(x, s) = -\frac{1}{3} \log \frac{m^2}{m_0^2}, \quad (\text{B26})$$

while the diverging part B_{22}^ϵ in Eq.(B21), which is of mass dimension 2, gives the diverging term

$$\Delta B_{22}^\epsilon(x, s) = -\frac{m^2}{4} \left\{ \left(\frac{2}{\epsilon} + \log \frac{\mu^2}{m^2} + 1 \right) - \left(\frac{s}{3} + x \right) \log \frac{m^2}{m_0^2} \right\}. \quad (\text{B27})$$

The finite part in Eq.(B10), when subtracted, gives

$$\Delta B_{22}^f(x, s) = -\frac{m^2}{2} \left[B_0^f(x, s) + B_1^f(x, s) - (s+x) \Delta B_1^f(x, s) - s \Delta B_{21}^f(x, s) \right]. \quad (\text{B28})$$

Inserting Eqs.(B24-B25), we observe that the IR diverging terms in ΔB_{22}^f cancel the IR diverging term of ΔB_{22}^ϵ in Eq.(B27), so that no term depending on m_0 survive and we can safely drop them everywhere.

Inserting these results in Eq.(B3), taking $C_f = 4/3$ and restoring $\not{p} = i\not{p}_E$, the one-loop self energy can be written as

$$\Sigma^{(1)}(p) = \Sigma_M^{(1)}(p) + \not{p} \Sigma_p^{(1)}(p) \quad (\text{B29})$$

where

$$\Sigma_M^{(1)}(p) = \left(\frac{\alpha_s}{\pi} \right) M \sigma_M(x, s), \quad \Sigma_p^{(1)}(p) = \left(\frac{\alpha_s}{3\pi} \right) \sigma_p(x, s) \quad (\text{B30})$$

and the adimensional functions σ_M, σ_p read

$$\begin{aligned} \sigma_M(x, s) &= B_0^f(x, s) + B_0^\epsilon(x, s) \\ \sigma_p(x, s) &= -B_0^f(x, s) - 3B_1^f(x, s) + \frac{2 \Delta B_{22}^f(x, s)}{m^2} + 2s \Delta B_{21}^f(x, s) + \sigma_p^\epsilon \end{aligned} \quad (\text{B31})$$

where the constant term σ_p^ϵ arises from the UV diverging parts

$$\sigma_p^\epsilon = -B_0^\epsilon - 3B_1^\epsilon + \frac{2}{m^2} \Delta B_{22}^\epsilon = -\frac{1}{2} \quad (\text{B32})$$

and is finite so that the divergences cancel entirely in the function $\Sigma_p^{(1)}$ which is finite. Summing up all terms we find

$$\begin{aligned} \sigma_M(x, s) &= \left\{ \frac{t}{s} \log R - \frac{t+s-x+1}{2s} \log x \right\} + \left\{ \frac{2}{\epsilon} + \log \frac{\mu^2}{m^2} \right\} \\ \sigma_p(x, s) &= C_R \log R + C_x \log x + C_{xs} \log \frac{x}{x+s} + C_0 \end{aligned} \quad (\text{B33})$$

where the functions C_R, C_x, C_{xs}, C_0 read

$$\begin{aligned} C_R &= \frac{t}{2s^2} [(x+s)^2 + (x-s) - 2] \\ C_x &= -\frac{1}{2}C_R + \frac{1}{4s^2} [(x+s)^3 - 3(x-s) + 2] \\ C_{xs} &= -\frac{(x+s)^3}{2s^2} \\ C_0 &= \frac{x-2}{2s} - \frac{1}{2}. \end{aligned} \tag{B34}$$

The explicit result coincide with that reported by other authors[37] up to a scheme-dependent irrelevant additive constant in the last term, that is usually absorbed by a finite wave-function renormalization. It can be checked that σ_p becomes a constant in the limit $m^2 \rightarrow 0$, which is a well known result of the standard perturbative expansion.

Appendix C: Crossed self-energy graphs

The crossed one-loop graphs in Fig.1 are obtained by insertion of a counterterm in the gluon and quark lines. The explicit expressions can be easily recovered by a derivative according to the general Eq.(21).

The insertion of the gluon mass counterterm $\delta\Gamma_g = m^2$ in the standard one-loop self energy gives the first crossed self-energy graph in Fig.1

$$\Sigma^g(p) = -m^2 \frac{\partial}{\partial m^2} \Sigma^{(1)}(p) \tag{C1}$$

The second crossed self-energy graph in Fig.1 is obtained by insertion of the quark mass counterterm $\delta\Gamma_q = -M$

$$\Sigma^q(p) = -M \frac{\partial}{\partial M} \Sigma^{(1)}(p). \tag{C2}$$

With the notation of Appendix B, the sum of all the three one-loop graphs in Fig.1 gives

$$\Sigma(p) = \Sigma^{(1)}(p) + \Sigma^g(p) + \Sigma^q(p) = \left(\frac{\alpha_s}{\pi}\right) M \sigma_M(x, s) + \not{p} \left(\frac{\alpha_s}{3\pi}\right) \sigma_p(x, s) \tag{C3}$$

where

$$\begin{aligned} \sigma_M(x, s) &= \sigma_M^1(x, s) + \sigma_M^g(x, s) + \sigma_M^q(x, s) \\ \sigma_p(x, s) &= \sigma_p^1(x, s) + \sigma_p^g(x, s) + \sigma_p^q(x, s) \end{aligned} \tag{C4}$$

and σ_M^1, σ_p^1 are the adimensional functions that were recovered for the standard (uncrossed) one-loop graph in Eq.(B33) of Appendix B. The insertion of the gluon counterterm $\delta\Gamma_g$ gives the crossed functions σ_M^g, σ_p^g that by Eq.(C1) can be written

$$\begin{aligned} \sigma_M^g(x, s) &= 1 + \left(s \frac{\partial}{\partial s} + x \frac{\partial}{\partial x}\right) \sigma_M^1(x, s) \\ \sigma_p^g(x, s) &= \left(s \frac{\partial}{\partial s} + x \frac{\partial}{\partial x}\right) \sigma_p^1(x, s). \end{aligned} \tag{C5}$$

The insertion of the quark counterterm $\delta\Gamma_q$ gives the crossed functions σ_M^q, σ_p^q that by Eq.(C2) can be written

$$\begin{aligned} \sigma_M^q(x, s) &= \left(-1 - 2x \frac{\partial}{\partial x}\right) \sigma_M^1(x, s) \\ \sigma_p^q(x, s) &= -2x \frac{\partial}{\partial x} \sigma_p^1(x, s). \end{aligned} \tag{C6}$$

For future reference, let us first evaluate the sum of the first two terms that would be useful for a theory without quark counterterms (for instance, when the chiral symmetry is broken by explicit bare mass terms in the Lagrangian).

Inserting Eq.(B33) in Eq.(C5) we find

$$\begin{aligned}\sigma_M^1(x, s) + \sigma_M^g(x, s) &= \left\{ \frac{(s+x)^2 + (s-x)}{st} \log \frac{R}{\sqrt{x}} - \frac{s-x}{2s} \log x \right\} + \left\{ \frac{2}{\epsilon} + \log \frac{\mu^2}{m^2} \right\} \\ \sigma_p^1(x, s) + \sigma_p^g(x, s) &= C_R^g \log R + C_x^g \log x + C_{xs}^g \log \frac{x}{x+s} + C_0^g\end{aligned}\quad (C7)$$

where the new functions $C_R^g, C_x^g, C_{xs}^g, C_0^g$ read

$$\begin{aligned}C_R^g &= \frac{1}{s^2 t} [(x+s)^4 + (s-x)(s+x)^2 + 2sx + (s-x) + 1] \\ C_x^g &= -\frac{1}{2} C_R^g + \frac{1}{2s^2} [(x+s)^3 - 1] \\ C_{xs}^g &= -\frac{(x+s)^3}{s^2} \\ C_0^g &= \frac{1+x}{s}.\end{aligned}\quad (C8)$$

The sum $\sigma_M^1 + \sigma_M^g$ is still divergent but the divergence can be canceled by the bare mass of the quark, while only a constant would be added to the last term by a finite wave-function renormalization.

In the chiral limit there is not a bare mass for the quark. However, the divergence is canceled by the third crossed graph. Adding up all the three graphs, by Eqs.(C4), (C5), (C6), we can write

$$\begin{aligned}\sigma_M(x, s) &= 1 + \left(s \frac{\partial}{\partial s} - x \frac{\partial}{\partial x} \right) \sigma_M^1(x, s) \\ \sigma_p^g(x, s) &= \left(1 + s \frac{\partial}{\partial s} - x \frac{\partial}{\partial x} \right) \sigma_p^1(x, s).\end{aligned}\quad (C9)$$

and inserting Eq.(B33) we find the following explicit expressions

$$\begin{aligned}\sigma_M(x, s) &= \left\{ \frac{1-2x}{2s} \log x - \frac{s(2x+1) + (2x-1)(x-1)}{st} \log \frac{R}{\sqrt{x}} \right\} \\ \sigma_p(x, s) &= C_R^{gq} \log R + C_x^{gq} \log x + C_{xs}^{gq} \log \frac{x}{x+s} + C_0^{gq}\end{aligned}\quad (C10)$$

where the complete functions $C_R^{gq}, C_x^{gq}, C_{xs}^{gq}, C_0^{gq}$ read

$$\begin{aligned}C_R^{gq} &= \frac{1}{s^2 t} \{ (s-2x) [(x+s)^3 + (s^2 - x^2)] + (s-x+1)(1-3x) + 2sx \} \\ C_x^{gq} &= -\frac{1}{2} C_R^{gq} + \frac{1}{2s^2} [(x+s)^2(s-2x) + 3x - 1] \\ C_{xs}^{gq} &= \frac{(2x-s)(x+s)^2}{s^2} \\ C_0^{gq} &= \frac{1-2x}{s} + 1.\end{aligned}\quad (C11)$$

Here the additive constant in the last term has been set by requiring that $\sigma_p \rightarrow 0$ in the limit $s \rightarrow \infty$. That is equivalent to take $\delta Z_q = 0$ at the special subtraction point $\mu \rightarrow \infty$ in Eq.(50). The total finite functions σ_M, σ_p in Eq.(C10) are used in Eq.(57), (58) of Section IV B. In the UV, for $s \rightarrow \infty$, the function σ_M tends to zero as $\log s/s$ according to the asymptotic behavior

$$\sigma_M(x, s) \approx \frac{1}{s} [(1+2x) \log s - 2x \log x]. \quad (C12)$$

In the IR, σ_M is a finite analytic function of s and its first order expansion is

$$\sigma_M(x, s) \approx \left[\frac{(2x-1)(x-1) - x \log x}{(x-1)^2} \right] - s \left[\frac{(2x^2 + 5x - 1)(x-1) - 6x^2 \log x}{2(x-1)^4} \right]. \quad (C13)$$

It reaches a finite value at $s = 0$ and decreases for $s > 0$.

-
- [1] J. M. Cornwall, Phys. Rev. D **26**, 1453 (1982)
 - [2] I.L. Bogolubsky, E.M. Ilgenfritz, M. Muller-Preussker, A. Sternbeck, Phys. Lett. B **676**, 69 (2009).
 - [3] E.-M. Ilgenfritz, M. Müller-Preussker, A. Sternbeck, A. Schiller, arXiv:hep-lat/0601027.
 - [4] D. Dudal, O. Oliveira, N. Vandersickel, Phys. Rev. D **81**, 074505 (2010).
 - [5] A. Ayala, A. Bashir, D. Binosi, M. Cristoforetti and J. Rodriguez-Quintero, Phys. Rev. D **86**, 074512 (2012)
 - [6] G. Burgio, M. Quandt, H. Reinhardt, H. Vogt, Phys. Rev. D **92**, 034518 (2015).
 - [7] P. O. Bowman, U. M. Heller, D. B. Leinweber, M. B. Parappilly, A. G. Williams, Phys. Rev. D **70**, 034509 (2004).
 - [8] P. O. Bowman, U. M. Heller, D. B. Leinweber, M. B. Parappilly, A. G. Williams, J. Zhang, Phys. Rev. D **71**, 054507 (2005).
 - [9] V. G. Bornyakov, V. K. Mitrjushkin, M. Müller-Preussker, Phys. Rev. D **81**, 054503 (2010).
 - [10] V. G. Bornyakov, E.-M. Ilgenfritz, C. Litwinski, V. K. Mitrjushkin, M. Müller-Preussker, arXiv:1302.5943.
 - [11] A. C. Aguilar, D. Binosi, J. Papavassiliou, Phys. Rev. D **78**, 025010 (2008).
 - [12] A. C. Aguilar, J. Papavassiliou, Phys. Rev. D **81**, 034003 (2010).
 - [13] A. C. Aguilar, D. Binosi, J. Papavassiliou, Phys. Rev. D **89**, 085032 (2014).
 - [14] A. C. Aguilar, D. Binosi, D. Ibanez, J. Papavassiliou, arXiv:1405.3506.
 - [15] A. C. Aguilar, D. Binosi, J. Papavassiliou, Phys. Rev. D **91**, 085014 (2015).
 - [16] D. Binosi, L. Chang, J. Papavassiliou, C. D. Roberts, Phys. Lett. B **742**, 183 (2015).
 - [17] A. L. Blum, M. Q. Huber, M. Mitter, L. von Smekal, Phys. Rev. D **89**, 061703 (2014).
 - [18] M. Q. Huber, Phys. Rev. D **91**, 085018 (2015).
 - [19] A. K. Cyrol, M. Q. Huber, L. von Smekal, Eur.Phys.J. C **75** (2015) 102.
 - [20] C. Feuchter and H. Reinhardt, Phys. Rev. D **70**, 105021 (2004).
 - [21] H. Reinhardt and C. Feuchter, Phys.Rev. D **71**, 105002, (2005).
 - [22] D. Epple, H. Reinhardt, W. Schleifenbaum, A.P. Szczepaniak, Phys. Rev. D **77**, 085007, (2008).
 - [23] M. Quandt, H. Reinhardt, J. Heffner, Phys. Rev. D **89**, 065037 (2014).
 - [24] F. Siringo and L. Marotta, Eur. Phys. J. C **44**, 293 (2005).
 - [25] F. Siringo, Mod. Phys. Lett. A **29**, 1450026 (2014), arXiv:1308.4037
 - [26] F. Siringo, Phys. Rev. D **88**, 056020 (2013), arXiv:1308.1836.
 - [27] F. Siringo, Phys. Rev. D **89**, 025005 (2014), arXiv:1308.2913.
 - [28] F. Siringo, Phys. Rev. D **90**, 094021 (2014), arXiv:1408.5313.
 - [29] F. Siringo, Phys. Rev. D **92**, 074034 (2015), arXiv:1507.00122.
 - [30] F. Siringo, arXiv:1507.05543.
 - [31] S. Strauss, C. S. Fischer, C. Kellermann, Phys. Rev. Lett. **109**, 252001 (2012).
 - [32] D. Dudal, O. Oliveira, P. J. Silva, Phys. Rev. D **89**, 014010 (2014).
 - [33] X. Li, C. M. Shakin, Phys. Rev. D **71** 074007 (2005).
 - [34] L. Baulieu, D. Dudal, M. S. Guimaraes, M. Q. Huber, S. P. Sorella, N. Vandersickel, D. Zwanziger, Phys.Rev.D **82**, 025021 (2010).
 - [35] M. Tissier, N. Wschebor, Phys. Rev. D **82**, 101701(R) (2010).
 - [36] M. Tissier, N. Wschebor, Phys. Rev. D **84**, 045018 (2011).
 - [37] M. Pelaez, M. Tissier, N. Wschebor, Phys. Rev. D **90**, 065031 (2014).
 - [38] M.A.L. Capri, A.D. Pereira, R.F. Sobreiro, S.P. Sorella, Eur. Phys. J. C **75**, 479 (2015).
 - [39] M.A.L. Capri, D. Dudal, D. Fiorentini, M.S. Guimaraes, I.F. Justo, A.D. Pereira, B.W. Mintz, L.F. Palhares, R.F. Sobreiro, S.P. Sorella, Phys. Rev. D **92**, 045039 (2015).
 - [40] D. Dudal, J. A. Gracey, S. P. Sorella, N. Vandersickel, H. Verschelde, Phys. Rev. D **78**, 065047 (2008).
 - [41] D. Dudal, S.P. Sorella, N. Vandersickel, H. Verschelde, Phys. Rev. D **77**, 071501 (2008).
 - [42] D. Dudal, S. P. Sorella, N. Vandersickel, Phys. Rev. D **84**, 065039 (2011).
 - [43] D. Zwanziger, Nucl. Phys. B **323**, 513 (1989).
 - [44] F. Siringo, arXiv:1509.05891.
 - [45] F. Siringo, Nucl. Phys. B, doi: 10.1016/j.nuclphysb.2016.04.028 (in press), arXiv:1511.01015v2.
 - [46] P.M. Stevenson, Phys. Rev. D **32**, 1389 (1985).
 - [47] F. Siringo, Phys. Rev. D **62**, 116009 (2000).
 - [48] F. Siringo, Europhys. Lett. **59**, 820 (2002).
 - [49] F. Siringo and L. Marotta, Int. J. Mod. Phys. A **25**, 5865 (2010), arXiv:0901.2418v2.
 - [50] F. Siringo, L. Marotta, Phys. Rev. D **78**, 016003 (2008).
 - [51] F. Siringo and L. Marotta, Phys. Rev. D **74**, 115001 (2006).
 - [52] F. Siringo, Phys. Rev. D **86**, 076016 (2012), arXiv:1208.3592v2.
 - [53] I. Stancu and P. M. Stevenson, Phys. Rev. D **42**, 2710 (1990).
 - [54] I. Stancu, Phys. Rev. D **43**, 1283 (1991).
 - [55] M. Camarda, G.G.N. Angilella, R. Pucci, F. Siringo, Eur. Phys. J. B **33**, 273 (2003).
 - [56] L. Marotta, M. Camarda, G.G.N. Angilella and F. Siringo, Phys. Rev. B **73**, 104517 (2006).
 - [57] L. Marotta and F. Siringo, Mod. Phys. Lett. B, **26**, 1250130 (2012), arXiv:0806.4569v3.
 - [58] S. P. Sorella, D. Dudal, M. S. Guimaraes, and N. Vandersickel, Proceedings, Workshop on The many faces of QCD (FacesQCD2010), PoS FACESQCD, 022 (2010), arXiv:1102.0574.
 - [59] K.-I. Kondo, Phys.Lett. B **514**, 335 (2001).
 - [60] J. C. Taylor, Nucl. Phys. B **33**, 436 (1971).
 - [61] C. Itzykson, J.-B. Zuber, *Quantum Field Theory*, McGraw-Hill (1980).