

Acceleration of Thermal Protons By Generic Phenomenological Mechanisms

Vahé Petrosian^{1,2} and Byungwoo Kang³

Department of Physics, Stanford University, Stanford, CA 94305

ABSTRACT

We investigate heating and acceleration of protons from a thermal gas with a generic diffusion and acceleration model, and subject to Coulomb scattering and energy loss, as was carried out in Petrosian & East (2008) for electrons. As protons gain energy their loss to electrons becomes important. Thus, we need to solve the coupled proton-electron kinetic equation. We numerically solve the coupled Fokker-Plank equations and computes the time evolution of the spectra of both particles. We show that this can lead to a quasi-thermal component plus a high energy nonthermal tail. We determine the evolution of nonthermal tail and the quasi-thermal component. The results may be used to explore the possibility of inverse bremsstrahlung radiation as a source of hard X-ray emissions from hot sources such as solar flares, accretion disk coronas and the intracluster medium of galaxy clusters. We find that emergence of nonthermal protons is accompanied by excessive heating of the entire plasma, unless the turbulence needed for scattering and acceleration is steeper than Kolmogorov and the acceleration parameters, the duration of the acceleration, and/or the initial distributions are significantly fine-tuned. These results severely constraint the feasibility of nonthermal inverse bremsstrahlung process producing hard X-ray emissions. However the nonthermal tail may be the seed particles for further re-acceleration to relativistic energies, say by a shock. In the Appendix we present some tests of the integrity of the algorithm used and present a new formula for the energy loss rate due to inelastic proton-proton interactions.

Subject headings: acceleration of particles — galaxies: clusters: intracluster medium — X-rays: galaxies: clusters — Sun: flares — turbulence — plasmas

1. Introduction

Most particle acceleration mechanisms invoked for astrophysical sources must start with acceleration of low energy particles of the background magnetized plasma with a thermal or Maxwellian distribution confined in a finite volume with density n , temperature T and magnetic field B . This initial phase of acceleration can produce a distribution consisting of a quasi-thermal component plus a nonthermal tail. Such distributions can be approximated by the kappa distribution (see e.g. Pierrad & Lazar 2010) and can be the seeds in the so-called thermal leakage injection model in diffusive shock acceleration (see e.g. Haysung et al. 2014). The main goal of this and an earlier paper [Petrosian & East 2008 (PE08)] is to explore the possibility of producing a prominent nonthermal tail by some generic phenomenological acceleration process. PE08 treated the generation of nonthermal tail in the distribution of electrons neutralized by a cold noninteracting

¹Department of Physics, Stanford University, Stanford, CA 94305. email: vahep@stanford.edu

²Kavli Institute of Particle Astrophysics and Cosmology, Stanford University, Stanford, CA, 94305.

³Department of Physics, Stanford University, Stanford, CA 94305. email: bkang@stanford.edu

proton population. Here we evaluate the conditions required for the generation of nonthermal proton spectra subject to similar energizing mechanism using the coupled Fokker-Planck (FP) kinetic equations.

The nonthermal tails in kappa-like electron distributions could also be responsible for nonthermal emission in the hard X-ray regime for hot plasmas ($T \sim 10^6 - 10^8$) such as in solar flares, as demonstrated in Hamilton & Petrosian (1992), and possibly in the hot intracluster medium (ICM) of some clusters of galaxies. Many clusters show a significant signatures of nonthermal activity first observed as radio radiation that is due to synchrotron emission by a population of relativistic (Lorentz factor $\gamma \sim 10^4$) electrons in $B \sim \mu\text{G}$ field. In addition, earlier observations by several hard X-ray instruments indicated that, in addition to the well known thermal soft X-ray radiation, some clusters show excess radiation above 10's of keV that could not be fitted by a single temperature thermal bremsstrahlung model. For a review of early observations see Durret et al. (2008), Rephaeli et al. (2008) and Ferrari et al. (2008). Initially the excess radiation was assumed to arise from bremsstrahlung of a nonthermal tail of electrons extending to ~ 100 keV. However, as stressed by Petrosian (2001) and later rigorously proved by EP08, this scenario would cause excessive heating of ICM. Subsequently it was suggested by Wolfe & Melia (2006) that a nonthermal tail in proton distributions extending to 100's of MeV could also be a source of hard X-rays (10-100 keV) via inverse nonthermal bremsstrahlung produced by their scattering of lower velocity thermal electrons. This process was also proposed as a possible source of hard X-rays in solar flares (see review by Emslie & Brown 1985) because of the possible higher X-ray yield compared to electrons. Exploring this possibility is subject of our paper. As we will show there are similar difficulties with this scenario as well.

It should be noted, that in the ICM hard X-rays could also be produced by the inverse Compton (IC) scattering of CMB photons by the radio producing relativistic electrons. The difficulty with this model is that it requires a lower magnetic field than indicated by Faraday rotation observations (see e.g. Feretti et al. 1996; Clarke et al. 2001) or that expected from equipartition. Reviews of these emission processes and possible acceleration mechanisms are given in Petrosian et al. (2008) and Petrosian & Bykov (2008).¹ However, more recent observations have cast doubt on the reality of the claimed hard X-ray excesses. In particular, observation of Coma by *Suzaku* (Wik et al. 2009) and *NuStar* (Wik et al. 2014), and the Bullet cluster (Astaldello et al. 2015) give only upper limits consistent with the claimed relatively high magnetic fields from Faraday rotation measurements. The non-detection of many clusters by *Fermi*-LAT (Ackermann et al. 2011 and 2014; Huber et al. 2011) supports this view and puts stringent constraints on population of high energy cosmic rays that may be produced in the shocks arising from mergers during large scale structure formations (see recent review by Brunetti & Jones 2014).

The crucial feature in production of nonthermal electron or proton tails is the interplay between the particle-particle (and particle-external fields) interactions that causes energy loss and momentum diffusion, and the acceleration or energizing mechanism due to interaction of particles with plasma turbulence and/or converging flows (e.g. shocks). For nonrelativistic background plasma ($kT < 10^9$ K) the energy loss is dominated by Coulomb collisions, which tend to equilibrate electrons and protons distribution to a single temperature Maxwellian. Acceleration rates lower than the Coulomb rates (i.e. with longer timescales) tend to only heat the plasma and higher acceleration rates lead to a runaway distributions. Thus, for production of significant but not excessive nonthermal population we need acceleration rates comparable to the Coulomb rates, so that in EP08, dealing with acceleration of electrons only, we used acceleration timescales comparable to electron-electron (e-e) Coulomb times. Since the latter are much shorter than that of electron-proton (e-p)

¹All the review articles cited above can be found in the February 2008, Volume 134 issue of the Space Science Reviews, entitled *Clusters of Galaxies: Beyond the Thermal View*, by Kaastra et al. (2008).

(and proton-proton (p-p)) collision times at all energies protons remained decoupled and kept their initial distribution. As shown in PE08, production of nonthermal electron tails required special conditions, at least for ICM conditions where one needs to maintain a relatively constant temperatures of $kT \sim 1 - 10$ keV over a Hubble time. This is not an issue for short lived solar flares (Hamilton & Petrosian 1992).

The situation is more complicated for protons because the longer p-p collisional time requires a longer acceleration time. Such a rate for electrons would lead to their heating. Therefore, we assume no, or much lower rate of acceleration of electrons. This can come about for pure Alfvénic turbulence which do not interact with low energy electrons. (Low energy electrons interact with the whistler waves of the fast mode branch.) However, this does not mean that electrons can be de-coupled from protons. This is because proton-electron (p-e) and p-p collision times can be comparable, so that some of the energy gained by protons can be transferred to electrons. Therefore, we must treat the *coupled electron and proton kinetic equations* simultaneously.

In addition, the energy dependence of the acceleration rate also plays an important role with acceleration rates increasing with energy being more efficient in producing nonthermal tails.

In §2, we derive and present coefficients for Coulomb interactions and stochastic acceleration to be used in a Fokker-Planck (FP) kinetic equation, and explain our algorithm for solving the coupled FP equations of protons and electrons. In §3, we apply the algorithm to the stochastic acceleration of thermal background particles, and examine the time evolution of the proton and electron distributions for various acceleration model parameters. In §4, we summarize our results and discuss their implications. Some details of the acceleration and a new formula for proton inelastic energy loss rate due to pion production are presented in the Appendixes.

2. Fokker-Planck Equations and its Coefficients

In order to compute the time evolution of the proton and electron distributions when the two species of particles interact not only internally but also mutually via Coulomb collisions, we need to solve their coupled kinetic equations. We use the FP kinetic equation using the following simplifying assumptions. We assume a magnetized background plasma where particles are tied to magnetic field lines and undergo momentum and pitch angle diffusion. We also assume that the mean free path for scattering is much smaller than the size of the region which means that particle momentum distribution is isotropic. We further assume that the system is closed; that is, there is no escape or injection of particles. In this case the pitch angle-averaged, spatially-integrated momentum distribution $f(t, p)$ satisfies the simple equation $\partial f / \partial t = (1/p^2) \partial [p^2 D_{pp} (\partial f / \partial p)] / \partial p$. For convenience we use the energy distribution defined as $N(t, E) dE = 4\pi p^2 f(t, p) dp$ to obtain the following commonly used two forms of the kinetic equation:

$$\frac{\partial N}{\partial t} = \frac{\partial}{\partial E} \left(D_{EE} \frac{\partial N}{\partial E} \right) - \frac{\partial [(A(E)N)]}{\partial E} = \frac{\partial^2 (D_{EE}N)}{\partial E^2} - \frac{\partial [\tilde{A}(E)N]}{\partial E}, \quad (1)$$

where the energy diffusion coefficient and the direct energy gain (or loss) rates are given as

$$D_{EE} = \beta^2 D_{pp} \quad \text{and} \quad A(E) = \zeta D_{EE} / E \quad \text{with} \quad \zeta = \frac{2\gamma^2 - 1}{\gamma^2 + \gamma}. \quad (2)$$

Here $\beta = v/c$ is the particle velocity v in unit of the speed of light c and the Lorentz factor $\gamma = (1 - \beta^2)^{-1/2}$. As shown in Petrosian & Chen (2015) (see also Tsytovich, 1977) $\tilde{A}(E) \equiv A(E) + dD_{EE}/dE$ provides a more

accurate representation of energy gain (or Coulomb energy loss) rate than $A(E)$.

In what follows we will present results from numerical solutions of the first form of the above FP equation including the effects of stochastic acceleration (SA) by turbulence and Coulomb collision. We will assume a background plasma of constant density n and B field (but not temperature T), and a constant energy level and spectrum of turbulence so that the transport coefficients D_{EE} and A are constant in time. Following PE08 we use the simple form

$$A_{\text{SA}}(E) = E/[\tau_0(1 + E_c/E)^q], \quad (3)$$

or the characteristic acceleration time scale

$$\tau_{ac} \equiv E/A(E) = \tau_0(1 + E_c/E)^q, \quad (4)$$

described by the three parameters q , τ_0 , and E_c . The thin black (solid and dotted) curves in Figure 1 show some examples of acceleration times used in the next section.

As described above, τ_0 , which is a measure of the acceleration time, should be comparable to the relevant collision times and E_c allows to introduce a break in the energy dependence of the acceleration rate (making it steeper or flatter at higher energies depending on the value of the index q). The break will be important only for low values of E_c and will have little effect for $E_c \gg kT$. For SA by turbulence the index q is related to the spectral index q' of turbulence. For relativistic energies and Alfvénic turbulence $q = q' - 2$. In the inertial range one expects a Kolmogorov or Kraichnin spectrum with $q' = 5/3$ or $3/2$ so that $q = -1/3$ and $-1/2$, respectively. But the turbulence spectrum is expected to be steeper in the damping range at smaller scales (large wave vectors) where q may become positive. At lower energies this relation becomes more complicated as interactions with many other modes become important (see e.g Pryadko & Petrosian 1997 and Petrosian & Liu 2004). In what follows we will use $q = 1, 0, -1$ to include all possible cases.²

2.1. Coulomb Collisions

In the cold target approximation, in which a test particle of charge $Z_i e$, mass m_i , and velocity v_i collides with stationary target particles of charge $Z_j e$, mass m_j and number density n_j , the Coulomb energy diffusion rate is negligible but the Coulomb energy loss rate

$$\dot{E}_{ij}^{\text{cold}} \equiv -\tilde{A}_{\text{Coul}} = 4\pi \ln \Lambda Z_i^2 Z_j^2 e^4 n_j / (m_j v_i), \quad (5)$$

where $\ln \Lambda \sim 20 - 40$ is the Coulomb logarithm. In what follows we will be interested in electron and proton test particles with $Z_i = 1$. In most astrophysical situations we are dealing with fully ionized ions so the primary target particles are electrons and protons so $Z_j = 1$ also. Contributions to Coulomb losses from other ions are negligible except from alpha particles with a relative number density $n_\alpha/n_p \simeq 0.08$ and $Z_j = 2$, which may contribute up to 20 %. Note that this also means that $n_p/n_e = 0.86$ and $n_\alpha/n_e = 0.07$. If we define $\tau_{\text{Coul}} = (4\pi r_0^2 c n_e \ln \Lambda)^{-1}$, where r_0 is the classical electron radius, then

$$\dot{E}_{ij}^{\text{cold}} = \left(\frac{m_e c^2}{\tau_{\text{Coul}} \beta} \right) \left(\frac{m_e}{m_j} \right) \left(\frac{Z_j^2 n_j}{n_e} \right). \quad (6)$$

²Although we limit our calculations to the SA by turbulence it should be noted that our results are more general and will be similar to that expected from acceleration by a shock. For example, the energy dependence of acceleration rate by a shock, which depends on the pitch angle scattering, rather than momentum diffusion coefficient (Petrosian 2012), will have similar energy dependence (see Fig. 1 of Petrosian & Chen 2014).

The cold target approximation can be used for test particle energies $E_i \gg E_j$ of the background plasma. For interaction with a thermal background plasma with temperature T , when the test particle energy E_i approaches $E_j \sim kT$, we must use the hot plasma energy exchange rates which yields a finite energy diffusion rate and can be an energy gain when $E_i < kT$. In PE08 we used hot plasma rate equations for nonrelativistic electrons given e.g. by Miller et al. (1996) and Nayakshin & Melia (1998). Here we are interested on interactions of both electrons and protons. This requires generalization of the two functions $G(E, E')$ and $H(E, E')$ of PE08 that describe the loss and diffusion rates, respectively, as follows:

Generalization of Equation (7) in EP08 gives

$$G_{ij}(E_i, E_j) = \begin{cases} -\beta_j^{-1}(m_e/m_i) & \text{for } \beta_i < \beta_j, \\ 0 & \text{for } \beta_i = \beta_j, \\ \beta_i^{-1}(m_e/m_j) & \text{for } \beta_i > \beta_j. \end{cases} \quad (7)$$

The meaning of G_{ij} is clear; if the test particle is faster than the target particle, it will lose energy to the target particle according to cold Coulomb loss rate. Conversely, if it is slower than the target particle, it will gain energy from the target particle. From this we can calculate the energy exchange rate (positive for loss, negative for gain) \dot{E}_{ij} by integrating G_{ij} over the distribution $N_j(E_j)$ of the target particles:

$$\dot{E}_{ij}(E_i) = \frac{m_e c^2}{\tau_{\text{Coul}}} \int_0^\infty G_{ij}(E_i, E_j) N_j(E_j) dE_j \quad (8)$$

$$= \frac{m_e c^2}{\tau_{\text{Coul}} \beta_i} \left(\int_0^{\frac{m_i}{m_j} E_i} N_j(E_j) dE_j - \int_{\frac{m_i}{m_j} E_i}^\infty \frac{\beta_i}{\beta_j} N_j(E_j) dE_j \right). \quad (9)$$

In a similar manner, we derive the corresponding Coulomb diffusion coefficient D_{ij} . Generalizing $H(E, E')$ given by Equation (10) of PE08, we define $H_{ij}(E_i, E_j)$ by

$$H_{ij}(E_i, E_j) = \begin{cases} \beta_i^2/(3\beta_j) & \text{for } \beta_i < \beta_j, \\ \beta_i/3 & \text{for } \beta_i = \beta_j, \\ \beta_j^2/(3\beta_i) & \text{for } \beta_i > \beta_j. \end{cases} \quad (10)$$

D_{ij} is given by integrating H_{ij} over the target particle distribution:

$$D_{ij}(E_i) = \frac{(m_e c^2)^2}{\tau_{\text{Coul}}} \int_0^\infty H_{ij}(E_i, E_j) N_j(E_j) dE_j \quad (11)$$

$$= \frac{(m_e c^2)^2}{\tau_{\text{Coul}} \beta_i} \left(\int_0^{\frac{m_i}{m_j} E_i} \frac{\beta_j^2}{3} N_j(E_j) dE_j + \int_{\frac{m_i}{m_j} E_i}^\infty \frac{\beta_i^3}{3\beta_j} N_j(E_j) dE_j \right). \quad (12)$$

Note that, while G_{ij} is inversely proportional to the mass of the slower particle H_{ij} has no explicit dependence on the masses of any particles and in particular for identical particles $H_{ii} = \beta_i/3$ is independent of target particle mass or velocity.

When the number of particles in the nonthermal component of $N_j(E_j)$ is much less than that of the thermal component we can approximate the distribution of the target particles by the nonrelativistic Maxwellian form

$$N_T(E) = \frac{2}{\sqrt{\pi}} (kT)^{-3/2} \sqrt{E} e^{-E/kT}, \quad (13)$$

which then yields the hot Coulomb coefficients

$$\dot{E}_{ij}^{\text{hot}}(E) \equiv -\tilde{A}_{\text{Coul}}^{\text{hot}} = \frac{m_e c^2}{\tau_{\text{Coul}} \beta} \left(\frac{m_e}{m_j} \right) \left(\frac{Z_j^2 n_j}{n_e} \right) \left[\text{Erf}(\sqrt{x}) - 2 \left(1 + \frac{m_j}{m_i} \right) \sqrt{\frac{x}{\pi}} e^{-x} \right], \quad (14)$$

and

$$D_{ij}^{\text{hot}}(E) \frac{m_e c^2}{\tau_{\text{Coul}} \beta} \left(\frac{m_e}{m_j} \right) \left(\frac{Z_j^2 n_j}{n_e} \right) kT \left[\text{Erf}(\sqrt{x}) - 2\sqrt{\frac{x}{\pi}} e^{-x} \right], \quad (15)$$

where $x = (E_i/kT_j)(m_j/m_i)$ and Erf stands for the Error Function.

As mentioned above our numerical code solves the first form of the FP equation, given in Equation (1) which has the energy gain (loss) coefficient $A = \tilde{A} - dD_{\text{EE}}/dE$. This means that the Coulomb energy loss rate should also be transformed to $\dot{E}_{ij}^{\text{eff}} = \dot{E}_{ij}^{\text{hot}} + \frac{dD_{ij}^{\text{hot}}}{dE}$ or

$$\dot{E}_{ij}^{\text{eff}} = \left(\frac{m_e c^2}{\tau_{\text{Coul}} \beta} \right) \left(\frac{m_e}{m_j} \right) \left(\frac{Z_j^2 n_j}{n_e} \right) \left(\text{Erf}(\sqrt{x}) - 2\sqrt{\frac{x}{\pi}} e^{-x} \right) \left(1 - \frac{kT_j}{2E} \right). \quad (16)$$

Note that at $E_i/kT_j = 1/2$ the effective Coulomb loss timescale diverges and for $E_i/kT_j < 1/2$ the rate $\dot{E}_{\text{hot}}^{\text{eff}} < 0$ which means that the test particle actually gains energy from the target particles. Figure 1 shows the effective Coulomb loss timescales, defined as $E_i/\dot{E}_{ij}^{\text{eff}}$, as a function of E_i/kT_j for the four different pairs of the test and target particles (e-e, p-p, e-p, p-e).³ There are several features in these equation that deserve some discussion.

1. The first feature is that, these rates and timescales, although obtained using the nonrelativistic Maxwellian distribution approximation, give the correct (cold target) loss timescales for test particles with $E_i \gg kT_j$.
2. These forms of the Coulomb rates also satisfy the time-independent FP equations for both species of particles, when their distributions are Maxwellian of the same temperature (see Appendix A) and as shown in Appendix B they conserve energy.
3. As also can be deduced from the above equations the shapes of the timescales shown in Figure 1 are invariant and independent of kT but they scale with the temperature of the target particles as $(kT_j)^{3/2}$ (see Appendix C). Thus, although for the purpose of comparison with the acceleration timescale we have used $kT = 2$ keV, the loss times as scaled in the vertical axis are valid for all temperatures.
4. Finally the relative values of the timescales play an important role. When electrons are energized the acceleration timescale should be comparable to the shortest e-e collision loss time. In this case the electrons gain energy but share very little of it with protons since e-p timescale is $m_p/m_e = 1836$ times longer. But as electrons are heated the e-e timescale increases as $(kT_e)^{3/2}$ and when $kT_e \rightarrow 150 \times kT_p$ some of the energy goes into protons. This is why EP08, limiting their calculations to lower temperatures, did not need to deal with a coupled kinetic equation. On the other hand, when protons are energized, which is the case we are considering here, the initial phase is similar (p-p time is shorter than p-e) and only protons gain energy. However, as can be seen from Figure 1, once the proton temperature increases by a factor less than ten the p-e interactions become important and some of the energy goes to electrons which are thermalized quickly because of much shorter e-e timescale. For this reason, as stated above, we need to solve the more complex coupled FP kinetic equations of protons and electrons even though the acceleration mechanism is energizing only the protons. The new algorithm used for this case is described next.

³Inclusion of the effects of α particles with $n_\alpha = 0.08n_p$ does not change τ_{ee} and τ_{pe} but increases τ_{pp} and τ_{pe} by 1.16. Adding losses to α particles reduces the two latter times by 8% (to 1.07) at relativistic energies and τ_{pp} by 10 to 30% around $E \sim kT$. These effects are included in Figure 1.

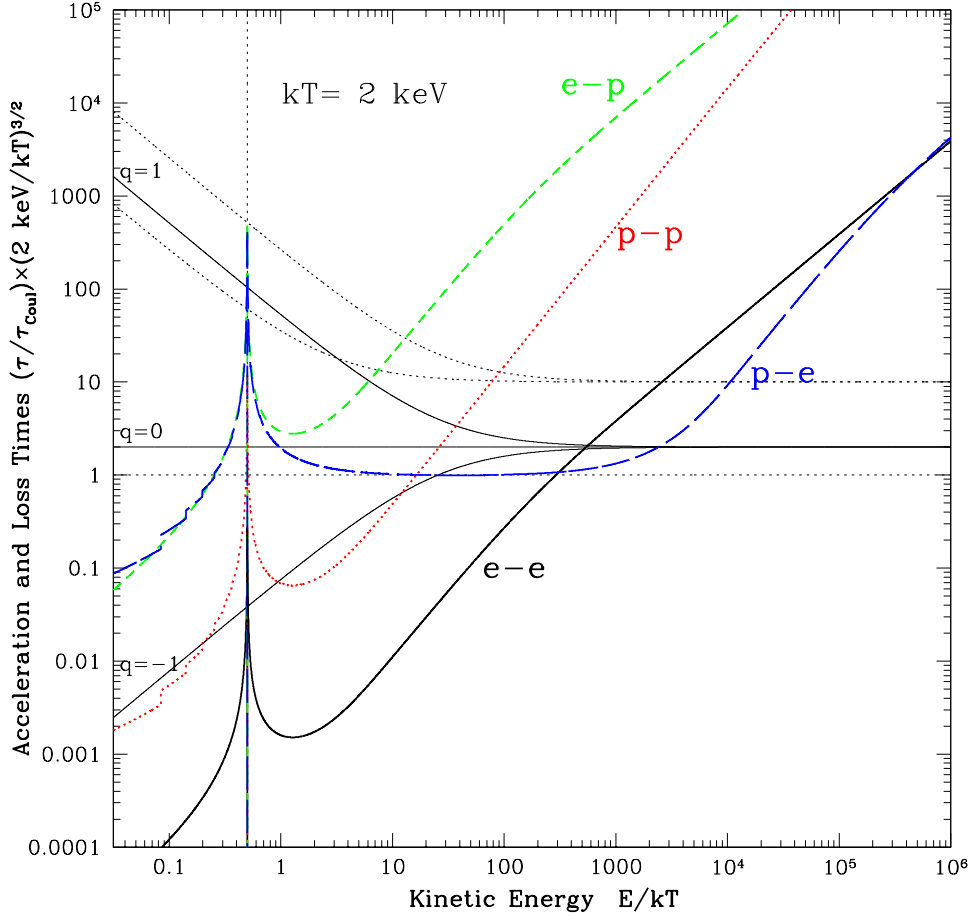


Fig. 1.— Variation with test particle energy (E in units of target particle temperature kT) of the effective Coulomb loss timescales $E_i/\dot{E}_{ij}^{\text{eff}}$ (in units of τ_{Coul}) for the four different pairs of the test and target particles; solid (black) for e-e, dotted (red) for p-p, dashed (green) for e-p, and long-dash (blue) for p-e. Effects of 8% by number of He in a fully ionized plasma are included. At $E/kT = 1/2$ the effective Coulomb loss timescale diverges (see Equation.(16)), and for $E/kT < 1/2$ the test particle actually gains energy (i.e. $\dot{E}_{\text{hot}}^{\text{eff}} < 0$). The lines below this energy show the timescales using the absolute values of the loss rate. Note that even though we have used the non-relativistic approximation at low energies these timescales give the correct results in the relativistic regime where the masses of test particles are irrelevant. The thin solid (for $\tau_0 = 2\tau_{\text{Coul}}$; $q = 1, 0, -1$; $E_c = 25.5kT$) and dotted (black) curves (for $\tau_0 = 10\tau_{\text{Coul}}$; $q = 1$; $E_c = 2.55kT$ and $E_c = 25.5kT$) give several examples of the acceleration time according to Equation (4). Note that all temperatures refer to the temperature of the target particles and assumed to be the same for electrons and protons.

2.2. Algorithm

The algorithm we adapt iteratively solves the coupled FP equations of protons and electrons interacting via Coulomb collisions with only proton subject to SA. The coupling arises from the fact that the energy lost to electrons by protons $\dot{Q}(E_e) \equiv \int_0^\infty \dot{E}_{pe}^{\text{hot}}(E_p, E_e)N(E_p)dE_p$ gives the heating rate of electrons and vice versa. At each time iteration step the algorithm uses the Coulomb coefficients calculated based on particle distributions obtained in the previous time step. PE08 fitted the distributions in each step to a Maxwellian with “effective temperatures” and used the hot plasma Equations (14) and (15) to calculate the Coulomb collision coefficients. This clearly is a reasonable approximation when the distributions are nearly isothermal and saves considerable computing time. However, for particle distributions with strong nonthermal tails that are of interest here this may not be a good approximation. Moreover, when two species are involved it becomes more complicated to determine their respective effective temperatures. *For these reasons, we use the more accurate but the more time consuming algorithm whereby at each time step we calculate the Coulomb collision coefficients by integrating the more exact Equations (9) and (12) over the particle distributions determined from solution of the coupled FP equation at the previous time step.* Several tests of the integrity of this algorithm are presented in Appendix C.

3. Time Evolution of Proton and Electron Spectra

In this section we show the results from using the above relations and algorithm to investigate whether SA can generate a significant and discernible nonthermal proton tail without excessively heating the plasma. We assume that protons and electrons are both initially in equilibrium with Maxwellian distribution of $kT_0 = 2$ keV, and interact both internally and mutually via Coulomb collisions while protons undergo SA by turbulence. As explained in §2, the acceleration model is specified by the choice of parameters q , E_c , and τ_0 . We give E_c in units of kT_0 , and τ_0 is expressed in terms of τ_{Coul} . In addition τ_0 the other relevant times $\tau_{pp} \propto kT_p^{1.5}$ and $\tau_{pe} \propto kT_e^{1.5}$ in the plateau region; for the assumed initial temperature $kT_0 = 2$ keV the plateau is at $\sim \tau_{\text{Coul}}$ (see Fig. 1).

In what follows we show time evolution of proton spectra, for several values of the acceleration parameters q , E_c/kT and τ_0 , at evenly spaced time steps, beginning with initial Maxwellian distributions with $kT_0 = 2$ keV, which shifts monotonically to higher temperature and develops an increasing nonthermal component resembling the so-called κ distributions. Electron spectra, which tend to be purely Maxwellian because of the short e-e collision times, are shown only in two interesting cases. These spectra are fit to a thermal component of temperature kT_{th} plus an excess which we call the nonthermal component. We give the the temperature at the final step, and using the method described in the Appendix B of PE08, we also give the fraction of the number of protons in the thermal component N_{th} , the ratio of the nonthermal to total energy R_{nonth} , and an approximate power-law index δ of the nonthermal component (obtained by a fit to the excess spectrum at energies one order of magnitude above the energy at which it peaks).

As in PE08, we also find that acceleration models with $q \leq 0$, which have stronger acceleration at lower energies where thermalization is fast, lead primarily to heating and a small nonthermal component. Two examples of these are shown in Figure 2 for models with $E_c = 25.5kT$, $\tau_0 = 2.3\tau_{\text{Coul}}$ and $q = -1$ (left) and $q = 0$ (right). In both models (and others with similar values of q) significant deviations from an isothermal distribution appears after the plasma temperature is increased by several decades, which happens after $t \simeq 10 \times \tau_{\text{Coul}} \sim 10^8(10^{-3}\text{cm}^{-3}/n)$ yr.

In what follows we focus on $q = 1$ and show how the time evolution varies with τ_0 in Figure 3 and with E_c

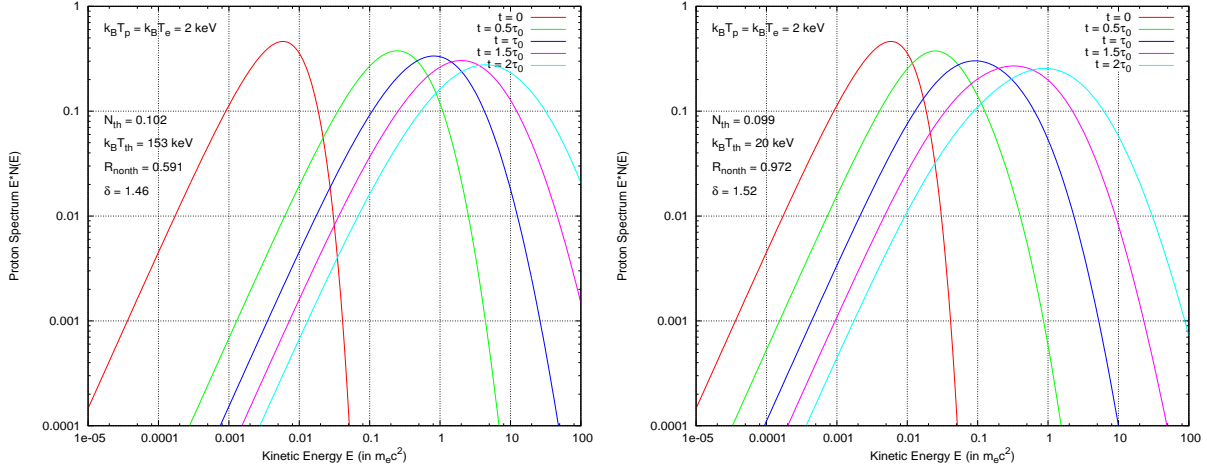


Fig. 2.— Time evolution of the proton distributions in the presence of turbulence that accelerates protons according to Equation (4), with $E_c = 25.5kT_0 = 0.1m_e c^2$, $\tau_0 = 2.3\tau_{\text{Coul}}$, and $q = -1$ (left) and $q = 0$ (right). Protons and electrons are both assumed to be initially in the Maxwellian distribution with $kT_0 = 2$ keV (left curves), but shift to higher temperature monotonically in time as they are accelerated at a constant rate and interact both internally and with electrons via Coulomb collisions as described in section 2. The distributions of protons begin to show more deviation from pure Maxwellian at later times. Following EP08, in each figure, we give the fraction of number of protons in the thermal component N_{th} , its temperature kT_{th} , the ratio of the nonthermal energy to total energy R_{nonth} , (which should be 0.951 not 0.591 in the left panel), and the approximate power-law index δ of the nonthermal component for the spectrum at the final time. Note that deviation from isothermal distributions appear after the proton temperature is increased by a factor of about 100.

in in Figure 4. For the first set of models with τ_{ac} considerably longer than thermalizing timescales of protons [see Equations (C2) and (C4)], most of the energy input from the turbulence goes into heating rather than development of a distinct nonthermal tail, producing broad distributions similar to the $q = -1$ and 0 models. *A considerable nonthermal component emerges at late times after the temperature of the thermal component (or the average energy of the distribution) becomes large enough so that the thermalization timescales become considerably longer than τ_{ac} .*⁴ The second set of models with a lower value of E_c exhibit faster increase of temperature and a more prominent nonthermal component. In each case, the spectrum starts to show a significant nonthermal component only when the proton temperature approaches E_c . This behavior is due to the fact that $\tau_{ac} \rightarrow \tau_0$ for $E \gg E_c$. On the other hand, when τ_0 (or τ_{ac} , to be more precise) is comparable to or shorter than τ_{pe} , which is necessary for development of a distinct nonthermal tail, one can avoid excessive heating.

Two examples that have large E_c but τ_0 comparable to or shorter than τ_{pe} are shown in Figure 5. The left panel shows the later time evolution of the proton spectrum for the model $q = 1$, $\tau_0 = 5.8\tau_{\text{Coul}}$, and $E_c = 125kT_0$. Although the spectrum at $t = 57\tau_{\text{Coul}}$ exhibits a promising nonthermal tail and temperature

⁴The fact that thermalization timescales are increasing functions of energy also accounts for the late-time emergence of the considerable nonthermal component in the $q = -1$ and 0 models

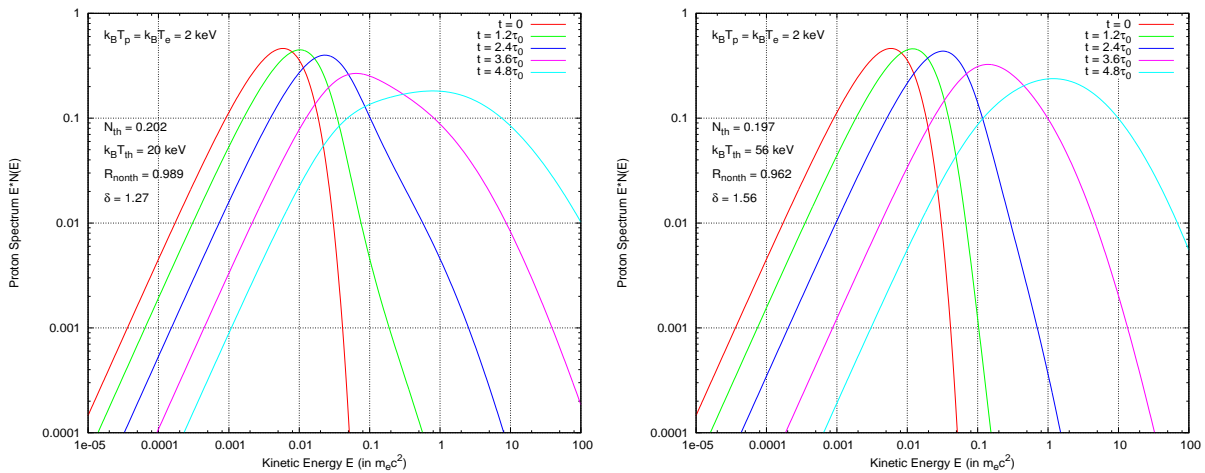


Fig. 3.— Same as Figure 2, but with $q = 1$, $E_c = 25.5kT_0$, and $\tau_0/\tau_{\text{Coul}} = 2.35$ (left) and 13.5 (right). Note that deviations from isothermal distribution start at lower temperatures than for $q \leq 0$ models above and as expected lower τ_0 's yield less heating and stronger nonthermal component.

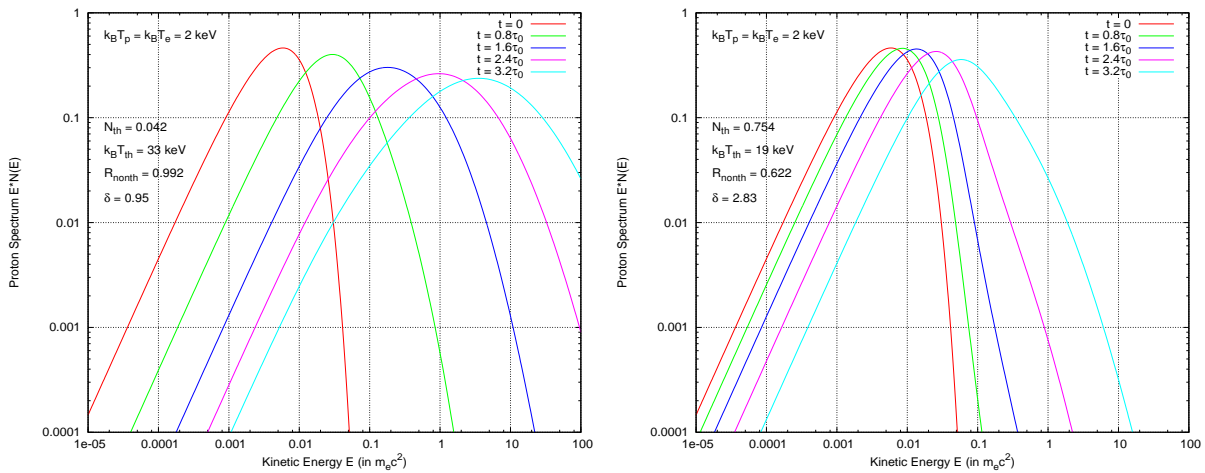


Fig. 4.— Same as Figure 2, but with $q = 1$, $\tau_0/\tau_{\text{Coul}} = 5.9$, and $E_c/kT_0 = 2.5$ (left) and 25.5 (right). As expected a higher value of E_c yields slower heating and weaker nonthermal component.

that is only few times larger than T_0 , its shape changes rapidly as a considerable fraction of the protons are accelerated beyond E_c . By the time $t = 16\tau_0$, the spectrum is completely non-thermal with a very small thermal component. On the right panel we show the evolution of the proton spectrum for the model $q = 1$, $\tau_0 = 1.2\tau_{\text{Coul}}$, $E_c = 255kT_0$. In this case the spectrum remains nearly thermal until $t = 8\tau_0$, then begins to exhibit an appreciable nonthermal tail at $t = 16\tau_0$, and very quickly becomes strongly nonthermal afterwards. The common feature of the time evolution for these two models is that the proton spectrum stays largely thermal before $kT_p \sim E_c$ and then gets very rapidly accelerated once a considerable fraction of protons obtains kinetic energy larger than E_c , leading to a runaway spectrum.

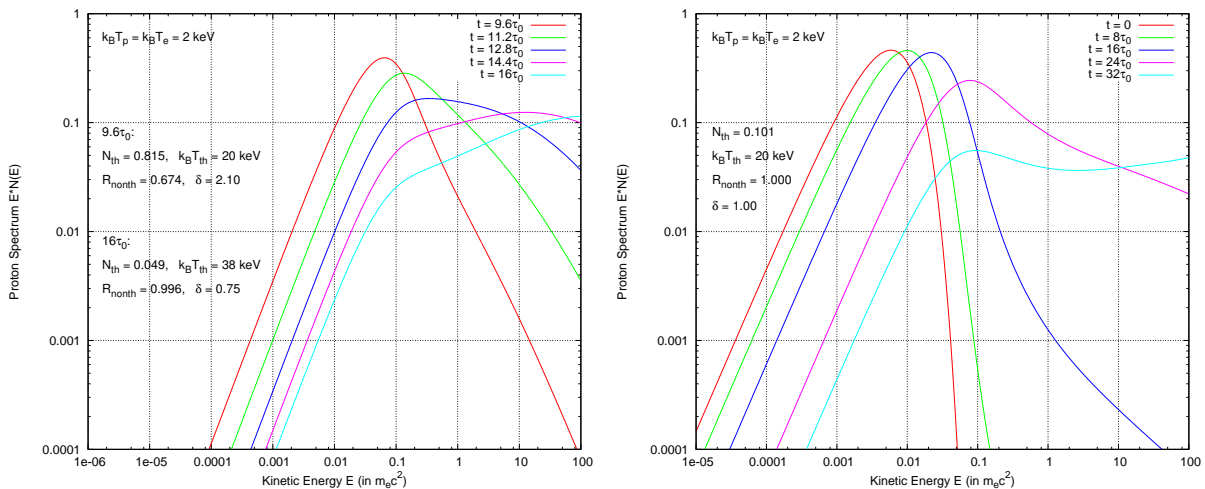


Fig. 5.— Same as Figure 2, but with $q = 1$, $\tau_0 = 5.9\tau_{\text{Coul}}$ and $E_c = 125kT_0$ (left) and $\tau_0 = 1.2\tau_{\text{Coul}}$, $E_c = 255kT_0$ (right). For comparison purpose, for the left plot we present N_{th} , kT_{th} , R_{nonth} , and δ for both the earliest ($t = 9.6\tau_0$) and last ($t = 16\tau_0$).

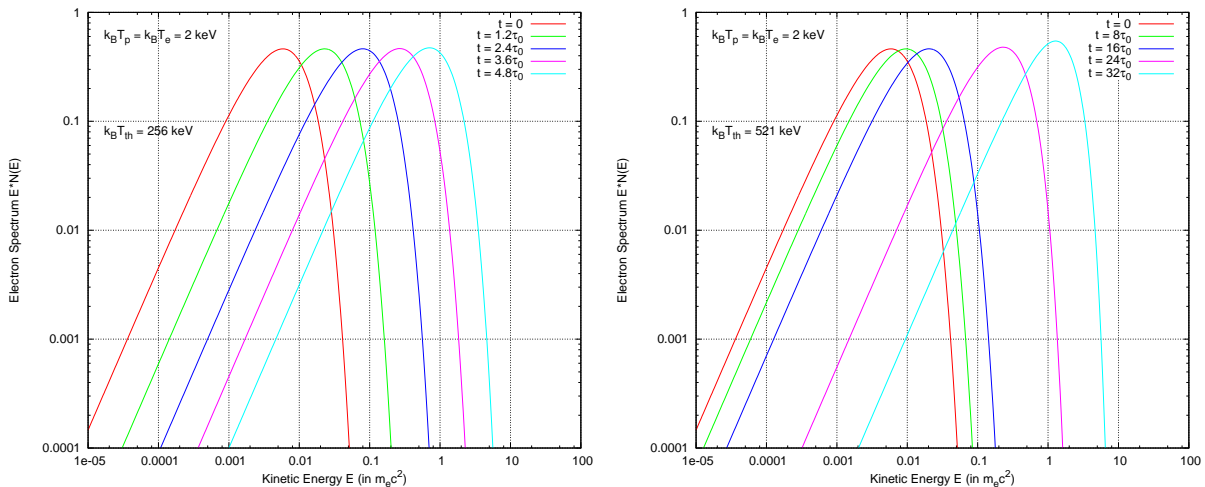


Fig. 6.— Same as Figure 5 but showing the time evolution of the electron distributions. Note that because of much shorter thermalization time of electrons the distributions remain thermal but with increasing temperature. The temperature of the final electron distribution is indicated on each plot.

These results imply that, in order to get a nonthermal tail by an acceleration model with $q = 1$, small τ_0 and large E_c , a great deal of fine-tuning in the duration of acceleration would be necessary. Also, we may see from these results that E_c cannot be too high compared to the desired final temperature of the thermal component because the spectrum will start to develop a considerable nonthermal tail only as it comes close to E_c . The above conclusions will also hold for acceleration models with $q > 1$, whose energy dependence at

low-energy (i.e. $E < E_c$) is even steeper than $q = 1$ models.

As expected from the discussion in §2.2, the electron spectrum, in every case considered above, remains nearly thermal with its temperature being usually smaller than that of the proton thermal component during the early times. But once the proton energy exceeds 20 keV p-e interactions become important and electrons are quickly heated to proton temperatures. This is true regardless of how nonthermal the proton spectrum is. In Figure 6 we show the evolution of the electron spectra for for the same models shown in Figure 5. As expected, in some cases and later times (when $\tau_{pe} < \tau_{pp}$) the electron temperature could be much larger than that of the proton thermal component especially when the proton spectrum has a prominent nonthermal component. And in some cases the electrons are heated to relativistic temperatures. In such a case the electron bremsstrahlung will exceed the proton (inverse) bremsstrahlung. This is another difficulty with production of hard X-rays by a proton rather than an electron nonthermal tail.

In summery, the above results strongly suggest that producing a significant proton nonthermal tail requires a significant fine tuning of the acceleration parameters, the duration of the acceleration, and/or the initial distributions. As a result, for example, maintaining such a spectrum that could produce hard X-rays in the ICM over a Hubble time would be difficult.

4. Summary and Discussion

In this paper, we have explored the possibility of development of nonthermal tails in the spectrum of protons starting from a background (nonrelativistic) thermal plasma. We use a generic phenomenological energizing mechanism with a simple three parameter form for energy diffusion and acceleration rates. As briefly described after Eq. (4) in §2, these forms can simulate a broad range of acceleration processes. The energizing is opposed by Coulomb energy losses. Such a process may be in operation in the initial phase of most acceleration mechanisms and may be important in collisional plasmas like in solar and stellar flares and in the ICM of galaxy clusters and could produce nonthermal bremsstrahlung radiation in the hard X-ray regime in collisions with the background electrons.

We derived the Coulomb energy-loss and diffusion coefficients in a general setting of a “hot plasma” where the distribution of target particles and the masses of the test and target particles are arbitrary. We present analytic formulas for Maxwellian distribution that asymptotically approach the cold target relations at high energies. We have generalized the algorithm developed by PE08 to solve the coupled electron-proton kinetic equations. We show that it satisfies the steady state equilibrium distributions (Appendix A), and the energy conservation (Appendix B), In Appendix C we test our algorithm by demonstrating that in absence of acceleration the particle distributions relax to Maxwellian within the expected timescales starting from several non-equilibrium initial conditions. In Appendix D we discuss the inelastic energy loss rates and present a new analytic formula for proton energy loss rate due to pion production.

Using the algorithm, we obtain the time evolution of the proton and electron distributions. Because of shorter collision time of electrons the production of nonthermal electron tails require a higher rate of acceleration and shorter acceleration time than those used here for the protons. *Thus, in our simulations we include only acceleration of protons which may be the case in the presence of low frequency Alfvénic turbulence. The electrons gain energy from protons but thermalize quickly.* The resulting proton spectra are decomposed into thermal and nonthermal components according to the fitting methods of PE08. Our results can be summarized as follows:

1. For $q = -1$ and 0 , even when acceleration time τ_0 is sufficiently small so that the energizing rate is comparable to or faster than the thermalization rate, an initially Maxwellian proton spectrum evolves into a hotter one and broader than thermal distribution with little sign of a distinct nonthermal tail. This is because for $q \leq 0$ the energizing rate is smaller at higher energies and not efficient in acceleration into a high-energy tail. This suggests that q must be positive for production of a distinct nonthermal tail and a mild temperature increase. This means we need turbulence with spectrum considerably steeper than Kolmogorov.
2. We show that for $q = 1$ the temperature increases more slowly as long as most of the particles have kinetic energy below E_c . In addition, a significant nonthermal tail may appear if τ_0 is comparable to or smaller than the proton thermalization time. For such small values of τ_0 , however, once a considerable fraction of the protons have reached E_c , they rapidly evolves into a completely nonthermal, runaway distribution. This will be more pronounced for even higher values of q , where acceleration rate increases more rapidly with energy.
3. The electron spectrum remains nearly thermal in every case considered in this paper. For cases where the proton distribution is nearly Maxwellian the electron temperature remains somewhat below that of the proton. But when the proton distribution contains a significant or a larger nonthermal component (and $\tau_{pe} < \tau_{pp}$ for most protons) the electron temperature can reach the average energy of the protons and be much higher than that of the proton thermal component.

In summary, the above results shows that a great deal of fine-tuning and a steeper than Kolmogorov spectrum of turbulence is necessary for creating a significant nonthermal proton tail without excessive heating of protons and/or electrons even when only protons are energized. A corollary of this is that, contrary to some claims (Wolfe & Melia 2006; Boldt & Serlemitsos 1969), nonthermal inverse bremsstrahlung cannot be a significant contributor to hard X-ray emissions (see also Emslie & Brown 1985).

Acknowledgements

We thank Qingrong Chen for his extensive help in developing the numerical code. This work was supported by Stanford University VPUE Major Grant No. 4842.

A. Proof of Steady State Maxwellian

When two species of particles denoted by i and j are in thermal equilibrium, the time-independent FP equation ($\partial N/\partial t = 0$) for each of the two of the species, say i , is written as

$$0 = \frac{\partial^2}{\partial E^2} [(D_{ii}^{\text{hot}}(E) + D_{ij}^{\text{hot}}(E))N_i(E)] + \frac{\partial}{\partial E} [(\dot{E}_{ii}^{\text{hot}}(E) + \dot{E}_{ij}^{\text{hot}}(E))N_i(E)], \quad (\text{A1})$$

where $N_i(E)$ is the (Maxwellian) distribution of the species i and all the Coulomb coefficients are evaluated at the same temperature as that of $N_i(E)$. Since the $N_i(E)$ must be time-independent even in the absence of Coulomb interactions with the other species of particles, i.e.,

$$0 = \frac{\partial^2}{\partial E^2} [D_{ii}^{\text{hot}}(E)N_i(E)] + \frac{\partial}{\partial E} [\dot{E}_{ii}^{\text{hot}}(E)N_i(E)], \quad (\text{A2})$$

it follows that, in particular,

$$0 = \frac{\partial^2}{\partial E^2} [D_{ij}^{\text{hot}}(E)N_i(E)] + \frac{\partial}{\partial E} [\dot{E}_{ij}^{\text{hot}}(E)N_i(E)]. \quad (\text{A3})$$

Given $N_i(E)$ and $\dot{E}_{ij}^{\text{hot}}$ we can integrate this equation to uniquely determine $D_{ij}^{\text{hot}}(E) = \int_E^\infty \dot{E}_{ij}^{\text{hot}}(E')N_i(E')dE' / N_i(E)$. The diffusion coefficient uniquely determined in this way agrees exactly with the ones presented in §2, which justifies the assumptions used in their derivations.

B. Energy Conservation

Here, we show that, for arbitrary particle distributions and FP coefficients are given by Equation (9) and (12), our algorithm described in Section 2 satisfies the total energy conservation. Let E_{tot} be the total energy of the two species of particles. Then, from their FP equations with no-flux boundary condition (see Equation (3) of Park & Petrosian 1995), we find

$$\frac{\partial E_{tot}}{\partial t} = -(A + B + C + D), \quad (\text{B1})$$

where

$$A = \int_0^\infty \int_0^\infty N_i(E)G_{ii}(E, E')N_i(E')dEdE', \quad (\text{B2})$$

$$B = \int_0^\infty \int_0^\infty N_i(E)G_{ij}(E, E')N_j(E')dEdE', \quad (\text{B3})$$

$$C = \int_0^\infty \int_0^\infty N_j(E)G_{ji}(E, E')N_i(E')dEdE', \quad (\text{B4})$$

$$D = \int_0^\infty \int_0^\infty N_j(E)G_{jj}(E, E')N_j(E')dEdE'. \quad (\text{B5})$$

A and B separately vanish because of anti-symmetry of G_{ii} and G_{jj} , and because $G_{ij}(E, E') = -G_{ji}(E', E)$, it follows that $B + C = 0$. This proves the claim.

C. Thermalization Tests

As a test of our algorithm, we consider the thermalization of the proton and electron energy distributions that are initially not in thermal equilibrium. The total particle numbers of the protons and electrons are assumed to be the same and normalized to 1. The proton and electron distributions are expected to converge to Maxwellian distributions of the same temperature over certain thermalization timescales, conserving the

total energy at each time. Based on Equation (14), we may define four thermalization timescales as

$$\tau_{ee}(kT_e) = \tau_{\text{Coul}} \left(\frac{kT_e}{m_e c^2} \right)^{3/2} \sim \left| \frac{kT_e}{\dot{E}_{ee}^{\text{hot}}(kT_e)} \right|, \quad (\text{C1})$$

$$\tau_{pp}(kT_p) = \tau_{\text{Coul}} \sqrt{\frac{m_p}{m_e}} \left(\frac{kT_p}{m_e c^2} \right)^{3/2} \sim \left| \frac{kT_p}{\dot{E}_{pp}^{\text{hot}}(kT_p)} \right|, \quad (\text{C2})$$

$$\tau_{ep}(kT_p, kT_e) = \tau_{\text{Coul}} \left(\frac{m_p}{m_e} \right) \left(\frac{kT_e}{m_e c^2} \right)^{3/2} \sim \left| \frac{kT_e}{\dot{E}_{ep}^{\text{hot}}(kT_e)} \right|, \quad (\text{C3})$$

$$\tau_{pe}(kT_p, kT_e) = \tau_{\text{Coul}} \left(\frac{m_p}{m_e} \right) \left(\frac{kT_p}{m_e c^2} \right)^{3/2} \sim \left| \frac{kT_p}{\dot{E}_{pe}^{\text{hot}}(kT_p)} \right|, \quad (\text{C4})$$

where kT_p and kT_e are defined as 2/3 of the total energy of the initial distributions.⁵ Interestingly as can be seen from Figure 1, for $T_e \sim T_p$ the interspecies interaction times τ_{ep} and τ_{pe} are almost equal and are $\sqrt{m_p/m_e}$ and m_p/m_e times longer than τ_{pp} and τ_{ee} , respectively. Thus thermalization is governed by the former timescales.

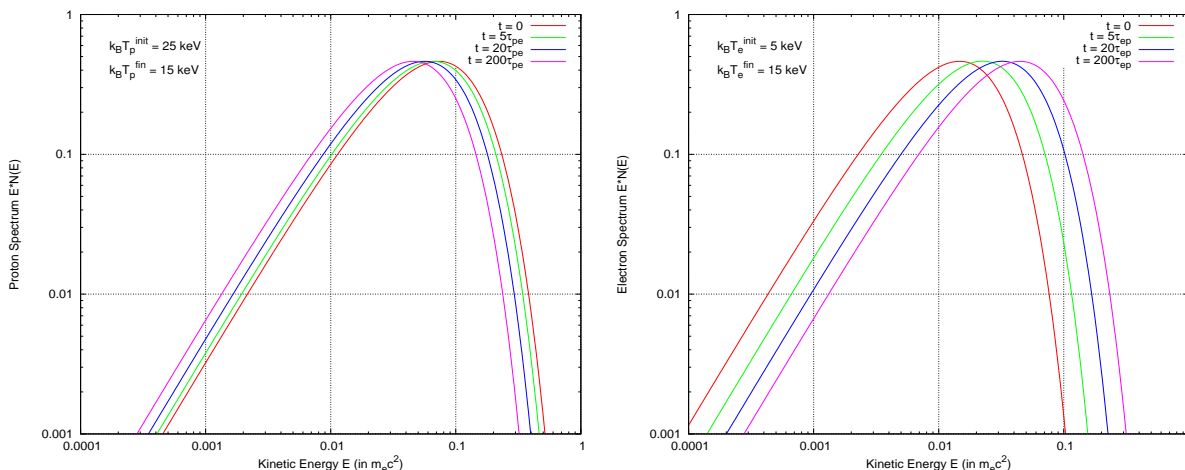


Fig. 7.— Time evolution of distributions of protons (left) and electrons (right) with initial Maxwellian distributions with $kT_p^{\text{init}} = 25$ keV and $kT_e^{\text{init}} = 5$ keV. Note that the distributions remain Maxwellian and approach $kT^{\text{fin}} = 15$ keV after several hundred τ_{pe} and τ_{ep} , respectively, calculated at the initial temperatures.

First, we consider the thermalization when the protons and electrons have different initial temperatures. Figure 7 shows the time evolution of the proton and electron distributions with initial temperatures $kT_p = 25$ keV and $kT_e = 5$ keV. As expected, both species remain Maxwellian throughout and their temperatures approach the average of the two initial temperatures over several τ_{pe} 's and τ_{ep} 's, respectively calculated at the initial temperature. We get similar results with initial values reversed; $kT_p = 5$ keV and $kT_e = 25$

⁵In the last expressions numerical factors of order unity are omitted and for τ_{ep} and τ_{pe} , appropriate asymptotic forms of the function $\text{Erf}(\sqrt{x}) - 2(1 + m_j/m_i) \sqrt{x/\pi} e^{-x}$ are used.

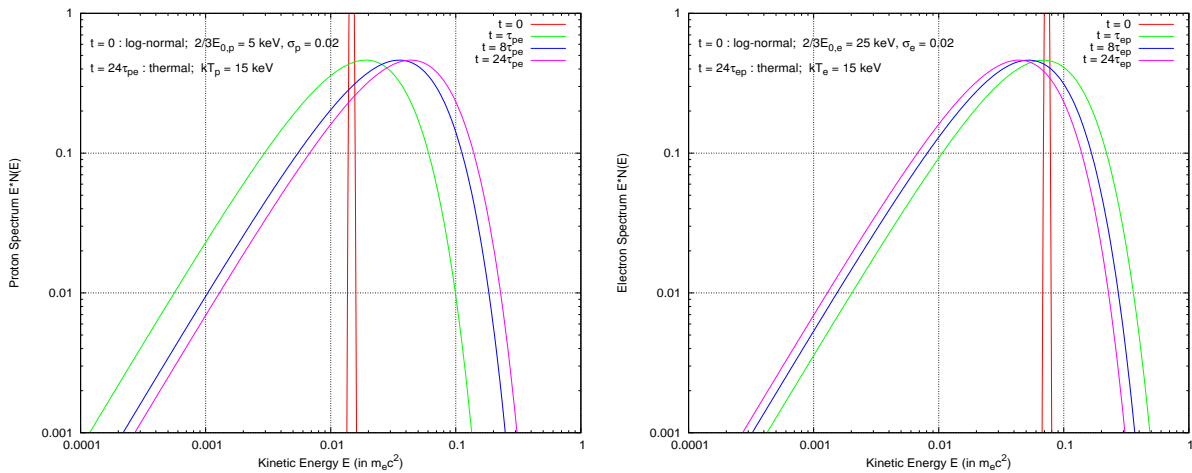


Fig. 8.— Same as Figure 7 but starting with more energetic electrons with initial log-normal distributions of $2/3E_{0,e} = 25$ keV, $\sigma_p = 0.02$, and protons with $2/3E_{0,e} = 5$ keV. The electron (proton) distributions approaches the Maxwellian shape within several τ_{ee} (τ_{pp}) and is nearly an exact Maxwellian by $t = \tau_{ep}$ ($t = \tau_{pe}$). Both distribution reach the equilibrium temperature of 15 keV after 10's of τ_{ep} and τ_{pe} , respectively.

keV.⁶ Next, we consider the thermalization of the protons and electrons when they initially have a narrow log-normal distributions. The normalized log-normal distribution function is given by

$$f(E; E_0, \sigma) = \frac{1}{E\sigma\sqrt{2\pi}} \exp\left(-\frac{\ln E/E_0}{2\sigma^2}\right), \quad (\text{C5})$$

whose mean is $E_0 e^{\sigma^2/2}$. Note that, for $\sigma \ll 1$, $E_0 e^{\sigma^2/2} \approx E_0$, and the log-normal distribution becomes essentially a Dirac delta function centered at E_0 . In this case, the proton and electron distributions should approach the Maxwellian shape over several τ_{pp} 's and τ_{ee} 's respectively. At the same time, their temperatures should also converge to $3E_0/2$ over several τ_{pe} 's and τ_{ep} 's respectively. In Figure 8 we show the time evolution of the proton and electron distributions, when the protons and electrons are initially in log-normal distributions with $2/3E_{0,e} = 5$ keV, $\sigma_p = 0.02$, and $2/3E_{0,p} = 25$ keV, $\sigma_e = 0.02$, respectively. Not shown here, within 10's of $\tau_{ee} \ll \tau_{ep}$ and $\tau_{pp} \ll \tau_{ep}$, respectively, electrons and protons acquire Maxwellian distributions (as can be seen in this figure this is the case at $t \sim \tau_{ep}$ and $t \sim \tau_{pe}$, respectively. However it takes several tens of these timescale before they both reach the final equilibrium of $kT_e = kT_p = 15$ keV. Similar results are obtained with initially more energetic protons. Similar results are obtained starting with 25 keV protons and 5 keV electrons.

D. Inelastic Energy Loss Rates and Times

The inelastic energy loss rates for electrons are due to well known processes of synchrotron, inverse Compton (with $\dot{E} \propto u \times \beta_e^2 \gamma_e^2$, where u is the total energy density of magnetic field and soft photons) and

⁶Figures showing this results, and several others not shown in this paper, can be found in Byungwoo Kang's (2013) Senior Thesis at Stanford.

electron proton bremsstrahlung with

$$\dot{E}_{ep}^{\text{br}} = \left(\frac{4\alpha}{3\pi\ln\Lambda} \right) \frac{m_e c^2}{\tau_{\text{Coul}}} \beta_e \gamma_e \chi(\gamma_e), \quad (\text{D1})$$

where $\alpha = 1/137$ is the fine structure constant and $\chi(\gamma) \simeq a + b\ln\gamma$ is a slowly varying function. At relativistic energies this rate should be increased by nearly an equal amount due to electron-electron bremsstrahlung. Thus, bremsstrahlung loss becomes dominant compared to elastic $e-e$ scattering at Lorentz factors $\geq 23\ln\Lambda$. As shown in Figure 9, adding these rate modifies the electron energy time scales shown in Figure 1 at high energies.

For protons the main inelastic loss rate is due to hadronic interactions. For < 30 MeV protons the main loss is due to the proton-ion interactions producing ionic de-excitation lines in the 1-7 MeV range. Loss rate of > 30 to ~ 300 MeV protons is dominated by neutron production. Pion production starts at threshold energy $E_{\text{th}} \sim 300$ MeV and dominates all losses (including Coulomb) above few GeV. Proton-electron interactions can produce X- and gamma-rays via (inverse) bremsstrahlung process. Since energy loss rate is an invariant quantity it follows that \dot{E}_{pe}^{br} will be equal to that of e-p bremsstrahlung in the rest frame of the proton, so that this rate is also given by Eq. (D1) with electron velocity and Lorentz factor replaced with that of protons. The inverse bremsstrahlung loss becomes negligible for proton velocities less than the electron thermal velocity, similar to the Coulomb $p-e$ loss (see Figure 1).

One can get a simple approximate expression for the energy loss rate due to $p-p$ hadronic interactions at relativistic energies but there are no simple formulae for semi-relativistic energies and at energies near the threshold. We combine previously published results on these interaction and derive a simple formulas in three energy regimes with few percent accuracy at the boundaries of these regimes.

D.1. $E_h = 100 < E < 10^8$

For this very high energy regime, we make use of the work of Kelner et al. (2006) on the energy spectra of the secondaries particles produced by $p-p$ interactions. If we denote the number dN_i of secondaries in the kinetic energy interval $(E_i, E_i + dE_i)$ produced by a proton of energy E_p (in unit of $m_p c^2$) by $dN_i = F_i(E_i, E_p) dE_i$, then the energy loss rate can be written as

$$\dot{E}_{p-p} = \beta c n \sigma_{inel}(E_p) \cdot \left(\sum_i \int_0^{E_p} F_i(E_i, E_p) E_i dE_i \right), \quad (\text{D2})$$

where the index i is summed over all secondaries and $\sigma_{inel}(E_p)$ is the inelastic $p-p$ interaction cross section that encodes information as to how many inelastic $p-p$ interactions occur (not the number of the secondaries produced, as some cross sections defined elsewhere do).

There are two choices as to counting the secondaries. We can count the relatively stable secondaries, which are gamma-rays, electrons and electron and muon neutrinos (including their antiparticles). Alternatively, we can count the intermediate secondaries that decay into the above mentioned more stable secondaries, which are pions and eta mesons. The energy loss rate calculated in both ways agree with each other within few percent, and can be approximated as

$$\dot{E}_{p-p} = C \times (E_p/E_h)^{1.09}, \quad \text{where } C = 1.26 \times 10^{-24} \text{ cm } m_p c^2 \beta_p. \quad (\text{D3})$$

D.2. $E_l = 2.2 < E < E_h = 100$

For this intermediate energy regime, we adopt Stephens and Badhwar's model (Stephens & Badhwar 1981; see also Dermer 1986), where the pions are the main particles produced and we get equal contributions from each pion to the sum in Equation (D2) with

$$F_\pi(E_\pi, E_p) = \frac{2\pi\sqrt{E_\pi^2 - m_\pi^2}c^4}{\langle \xi\sigma_\pi(E) \rangle} \int_{\cos\theta_{max}}^1 (E_\pi d^3\sigma/dp_\pi^3) d\cos\theta, \quad (D4)$$

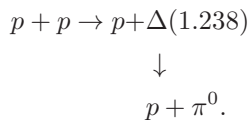
where $\cos\theta_{max} = (\gamma_c E_\pi - E_{max}^*)/(\beta_c \gamma_c p_\pi)$, $E_{max}^* = [E_{tot}^2 - (4m_p^2 + m_\pi^2)c^4]/(2E_{tot})$, and

$$E_\pi \frac{d^3\sigma}{dp_\pi^3} = Af(E)(1 - \tilde{x})^q \exp[-Bp_\perp], \quad (D5)$$

where $q = C_1 + C_2 p_\perp + c_3 p_\perp^2$, with experimentally derived values of $A = 140$, $B = 5.43$, $C_1 = 6.1$, $C_2 = 3.3$, and $C_3 = 0.6$. In these equations $\tilde{x}^2 = (p_\parallel/p_{max}^*)^2 + 4(p_\perp^2 c^2 + m_\pi^2 c^4)/E_{tot}^2$; all quantities measured in the c.m.s. Using these equations we find an energy loss rate $\dot{E}_{p-p} = C \times [(E_p - E_l)/E_h + 0.012]$

D.3. $E_{th} = 0.3 < E < E_l = 2.2$

For the lowest energy range down to the threshold kinetic energy we use the Stecker's model (Stecker 1970; also see Dermer 1986), where we can approximate the π^0 production process by the so-called 'isobar-plus-fireball model'.⁷ In this model, we will assume that all pions are produced in two ways: via intermediate production and decay of the $\Delta(1.238)$ non-strange isobar, and from a thermal pion gas created from the remaining available energy in the c.m.s of the collision where the pions are given an energy distribution very similar to a Maxwell-Boltzmann type distribution. In particular, for $E < 2.2$, we can assume that all pion production occurs through the isobar production mode because it is the most dominant mode in this energy regime (the fireball mode becomes dominant when the total energy of the incident proton is greater than 5 GeV). We further assume that the isobars of mass m_Δ carry momentum either directly forward or directly backward in the c.m.s, and that the low-energy isobar production process produces pions through the two-stage decay



The normalized production spectrum of pions, to be used in Equation (D2), in this model is given by

$$F_\pi(E_\pi, E_p) = w_r(E_p) \int_{m_p + m_{\pi^0}}^{s^{1/2} - m_p} dm_\Delta B(m_\Delta) f(E_\pi, E, m_\Delta), \quad (D6)$$

⁷Stephens and Badhwar (1981) argue that their representation works quite well in this energy range too, despite the fact that the energy range of the experimental data used to determine these constants was around a few ten GeV. However, Dermer (1986) shows that, near the threshold energy, Stecker's model fits better with experimental pion energy spectra than Stephens-Badhwar model.

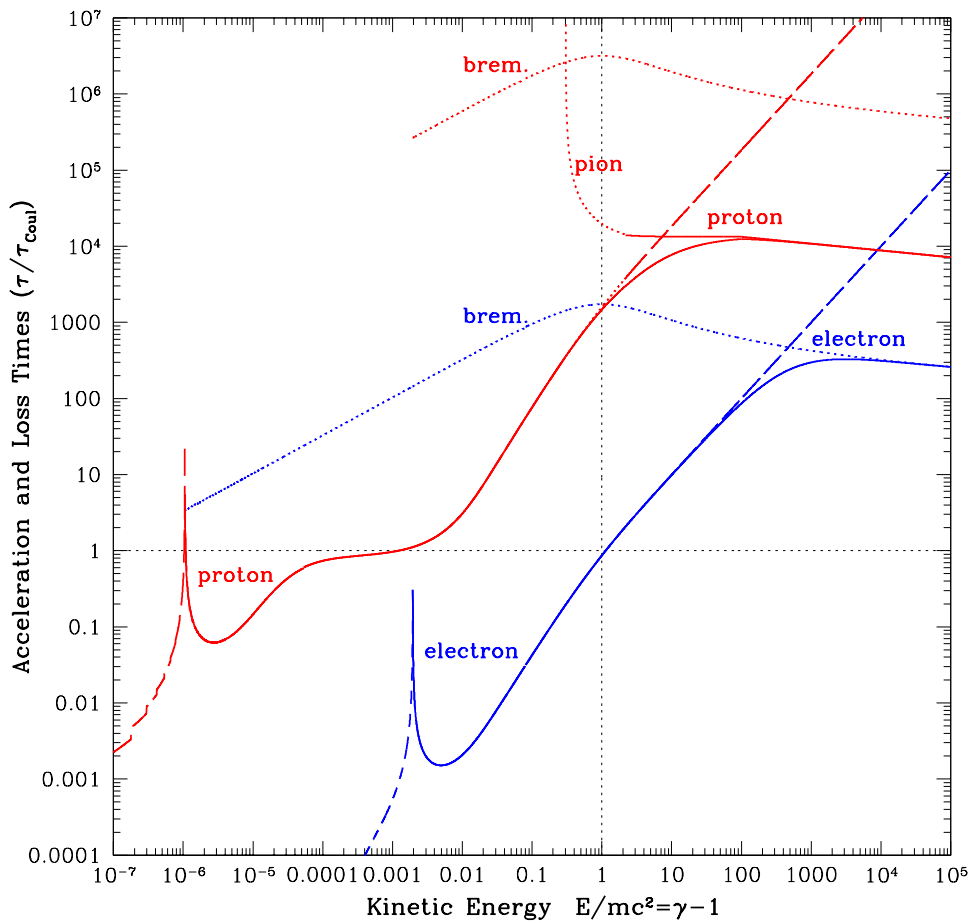


Fig. 9.— Electron (lower, blue) and proton (upper, red) energy loss timescales for elastic (Coulomb with $\ln\Lambda = 20$; dashed) and inelastic (dotted) e-p and p-e bremsstrahlung and p-p pion production processes. The solid lines give total energy loss timescale. As in Figure 1 the Coulomb loss timescale includes both warm-target e-e and p-p rates (at temperature $kT = 2$ keV) and relativistic cold-target p-e rate.

where

$$f(E_\pi, E, m_\Delta) = \frac{1}{2m_\Delta} \left\{ (2\beta_\Delta^+ \gamma_\Delta^+ \beta'_\pi \beta'_\pi)^{-1} H[\gamma_\pi; \gamma_\Delta^+ \gamma'_\pi (1 - \beta_\Delta^+ \beta'_\pi), \gamma_\Delta^+ \gamma'_\pi (1 + \beta_\Delta^+ \beta'_\pi)] \right. \\ \left. + (2\beta_\Delta^- \gamma_\Delta^- \beta'_\pi \beta'_\pi)^{-1} H[\gamma_\pi; \gamma_\Delta^- \gamma'_\pi (1 - \beta_\Delta^- \beta'_\pi), \gamma_\Delta^- \gamma'_\pi (1 + \beta_\Delta^- \beta'_\pi)] \right\}, \quad (\text{D7})$$

and the normalized isobar mass spectrum is given by the Breit-Wigner distribution $B(m_\Delta) = (\Gamma/\pi)(1/(m_\Delta - m_\Delta^0)^2 + \Gamma^2)$ with the normalization factor $w_r(E) = \pi[\arctan(s^{1/2} - m_p - m_\Delta^0/\Gamma) - \arctan(m_p + m_\pi^0 - m_\Delta^0/\Gamma)]^{-1}$. However, since Γ is sufficiently small, we can approximate $B(m_\Delta)$ by the Dirac-delta function $\delta(m_\Delta - m_\Delta^0)$ and therefore ignore the normalization factor $w_r(E)$.

Here $H[x; a, b] = 1$ if $a \leq x \leq b$ and 0 otherwise, and γ_π is the pion Lorentz factor in the lab system

(LS). The Lorentz factors of the forward (+) and backward (-) moving isobars are $\gamma_{\Delta}^{\pm} = \gamma_c \gamma_{\Delta}^* (1 \pm \beta_c \beta_{\Delta}^*)$, where $\gamma_c = s^{1/2}/2m_p$ is the Lorentz factor of the center of mass (CM) with respect to the LS, and $\gamma_{\Delta}^* = (s + m_{\Delta}^2 - m_{\pi}^2)/2s^{1/2}m_{\Delta}$ is the Lorentz factor of the isobar in the CM. The pion Lorentz factor in the rest frame of the Δ -isobar is $\gamma'_{\pi} = (m_{\Delta}^2 + m_{\pi}^2 - m_p^2)/2m_{\Delta}m_{\pi}$.

Again with the help of these equations and Equation (D2) we obtain an energy loss rate of $C \times [5.9 \times 10^{-3}(E_p - E_{th}) + 2.2 \times 10^{-4}(E_p - E_{th})^2]$.

Now putting all this together we obtain energy loss rate as a function of proton energy E (in units of $m_p c^2$) as

$$\dot{E}_{p-p} = \frac{1.26m_p c^2 \beta}{\tau_{\text{Coul}} \ln \Lambda} \begin{cases} 0.011(E - E_{\text{th}}) + 2.2 \times 10^{-4}(E - E_{\text{th}})^2, & E_{\text{th}} \leq E \leq E_l, \\ (E - E_l)/E_h + 0.022, & E_l \leq E \leq E_h, \\ (E/E_h)^{1.09}, & E_h \leq E \leq 10^8, \end{cases} \quad (\text{D8})$$

where $E_{\text{th}} = 0.3$, $E_l = 2.2$ and $E_h = 100$. In Figure 9 we show energy loss for both electrons and protons extending it to higher energies than those shown in Figure 1.

REFERENCES

- Ackermann, M., Ajello, M., Allafort, A. et al. 2010, ApJ, 717, 71
- Astaldello, F. A., Wik, D. R., Molendi, S. et al. 2015, ApJ; 800, 139; arXiv:1411.1573
- Boldt, E. & Serlemistos, P. 1969, ApJ, 157, 557
- Brunetti, G., Setti, G., Feretti, L., & Giovannini, G. 2001, MNRAS, 320, 365
- Brunetti, G., & Jones, T. W. 2014, Int. Journal of Modern Phys, D (IJMPD), 23, 1430007
- Clarke, T. E., Kronberg P. P., & Böhringer, H. 2001, ApJ, 547, 111
- Dermer, C. 1986, A&A, 157, 223
- Durret, F., Kaastra, J. S., Nevalainen, J., Ohashi, T., & Werner, N. 2008, Space Sci. Rev. 134, 51
- Emslie, A. G., & Brown, J. C. 1985, ApJ, 296, 648
- Ferrari, C., Govani, F., Schindler, S. et al. 2008, *Sp. Sci. Review*, 134, 1
- Feretti, L., Dallacasa, D., Giovannini, G., & Tagliani, A. 1995, A&A, 302, 680
- Hamilton, R. J., & Petrosian, V. 1992, ApJ, 398, 350
- Kang, H., Petrosian, V., Ryu, D., & Jones, T. W. 2014 ApJ, 788, 142
- Kaastra, J. S. Bykov, A. M., Schindler, S. et al., 2008, *Sp. Sci. Review*, 134, 1
- Kelner, S. R., Aharonian, F. A. & V. V. Bugayov, V. V. 2006, Phys. Rev. D, 74, 034018
- Miller, J. A., Larosa, T. N., & Moore, R. L. 1996, ApJ, 623,L53
- Nayakshin, S., & Melia, F. 1998, ApJSupplement Series, 114,269

- Park, B. T., & Petrosian, V. 1995, *ApJ*, 446, 699
- Petrosian, V. 2001, *ApJ*, 557, 560
- Petrosian, V. 2012, *Space Sci Rev*, 175, 535
- Petrosian, V., & Liu, S. 2004, *ApJ*610, 550
- Petrosian, V., Bykov, A.M. & Rephaeli, Y., 2008 *Space Sci. Rev*, 134, 191
- Petrosian, V., & Bykov, A.M., 2008 *Space Sci. Rev*, 134, 207
- Petrosian, V., & Chen, Q. 2014, *Phys. Rev. D*89, 103007
- Petrosian, V., & East, W. 2008, *ApJ*, 682, 175 (**PE08**)
- Pierrard, V., Lazar, M., & Schlickeiser, R. 2011, *Sol. Phys.*, 269, 421
- Pryadko, J., & Petrosian, V., 1997, *ApJ*482, 774
- Rephaeli, Y., Nevalainen, J., Ohashi, T., & Bykov, A., *Space Sci. Rev.*, 2008, 134, 71
- Stecker, F. W. 1970, *Ap&SS*, 6, 377
- Stephens, S. A., & Badhwar, G. D. 1981, *Ap&SS*, 76, 213
- Tsyтович, V. N. 1977, *Theory of Turbulent Plasma* (New York: Pergamon)
- Wik, D. R., Hornstrup, A., Molendi, S. et al. 2014, *ApJ*, 792, 4
- Wik, D. R., Sarazin, C. L., Finoguenov, A. et al. 2009, *ApJ*, 696, 1700
- Wolfe, B., & Melia, F. 2006, *ApJ*, 638, 125