

# The effects of the stellar wind and orbital motion on the jets of high-mass microquasars

V. Bosch-Ramon<sup>1</sup> and M.V. Barkov<sup>2</sup>

<sup>1</sup> Departament d'Astronomia i Meteorologia, Institut de Ciències del Cosmos (ICCUB), Universitat de Barcelona (IEEC-UB), Martí i Franquès 1, E-08028 Barcelona, Spain

<sup>2</sup> Astrophysical Big Bang Laboratory, RIKEN, 2-1 Hirosawa, Wako, Saitama 351-0198, Japan

Received - ; accepted -

## ABSTRACT

**Context.** High-mass microquasar jets propagate under the effect of the wind from the companion star, and the orbital motion of the binary system. The stellar wind and the orbit may be dominant factors determining the jet properties beyond the binary scales.

**Aims.** An analytical study is performed to characterize the effects of the stellar wind and the orbital motion on the jet properties.

**Methods.** Accounting for the wind thrust transferred to the jet, we derive analytical estimates to characterize the jet evolution under the impact of the stellar wind. We include the Coriolis force effect, induced by orbital motion and enhanced by the wind presence. Large-scale evolution of the jet is sketched accounting for wind-to-jet thrust transfer, total energy conservation, and wind-jet flow mixing.

**Results.** If the angle of the wind-induced jet bending is larger than its half-opening angle, the following is expected: (i) a strong recollimation shock; (ii) bending against orbital motion, caused by Coriolis forces and enhanced by the wind presence; and (iii) non-ballistic helical propagation further away. Even if disrupted, the jet can reaccelerate due to ambient pressure gradients, but wind entrainment can weaken this acceleration. On large scales, the opening angle of the helical structure is determined by the wind-jet thrust relation, and the wind-loaded jet flow can be rather slow.

**Conclusions.** The impact of stellar winds on high-mass microquasar jets can yield non-ballistic helical jet trajectories, jet partial disruption and wind mixing, shocks, and possibly non-thermal emission. Among several observational diagnostics at different bands, the radio morphology on millisecond scales can be particularly insightful regarding the wind-jet interaction.

**Key words.** Hydrodynamics – X-rays: binaries – Stars: winds, outflows – Radiation mechanisms: nonthermal

## 1. Introduction

The jets of high-mass microquasars propagate through the wind of the companion star. This wind can strongly affect the jet hydrodynamics within the binary and farther away. This has been studied in a number of papers, mostly focusing on dynamics, but sometimes also considering the potential high-energy emission from the interaction, and in some cases accounting for wind inhomogeneities (e.g. Romero et al. 2003; Romero & Orellana 2005; Perucho & Bosch-Ramon 2008; Owocki et al. 2009; Araudo et al. 2009; Perucho et al. 2010; Perucho & Bosch-Ramon 2012; Barkov & Khangulyan 2012; Yoon & Heinz 2015; Yoon et al. 2016).

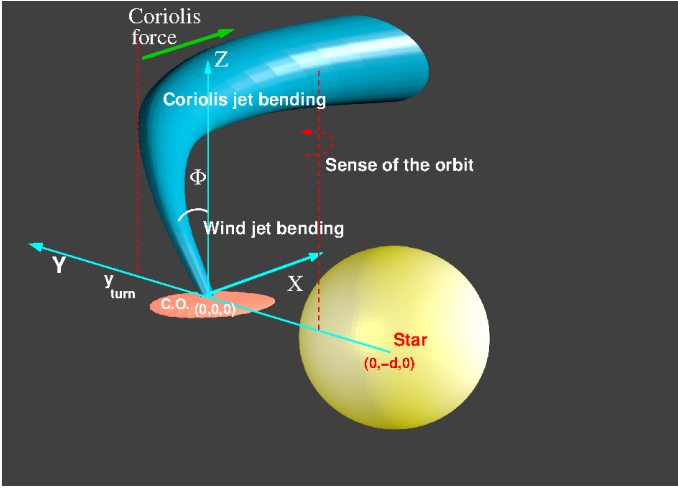
In addition to the role of wind thrust intercepting the jet, orbital motion can also have a dynamical influence on the jet on scales larger than those of the binary, inducing a helical pattern in the jet (e.g., see the discussion in Bosch-Ramon 2013). The strength of this influence should be determined by the wind-jet thrust relation: the stronger the jet bending due to wind impact is, the closer to the binary the Coriolis force should affect jet propagation. A similar effect is expected to take place in binary systems hosting a massive star and a non-accreting pulsar, in which the stellar and the pulsar wind collide, and the shocked flows form a strongly non-ballistic spiral structure (Bosch-Ramon & Barkov 2011; Bosch-Ramon et al. 2012; Bednarek & Sitarek 2013; Bosch-Ramon et al. 2015; Barkov & Bosch-Ramon 2016).

In this work, we characterize through analytical estimates the way the stellar wind and orbital motion affect the jet in a high-mass microquasar. The results can be easily scaled to derive conclusions for relevant sources, like for instance Cyg X-1 or Cyg X-3, two high-mass microquasars suggested to be candidates of wind-jet interaction to explain observations in different energy bands (e.g. Albert et al. 2007; Romero et al. 2010; Dubus et al. 2010; Vilhu & Hannikainen 2013, and see also Sect. 3.3).

## 2. Wind-jet interaction

Let us first set the scenario in which the wind-jet interaction problem is considered. The scenario consists of a massive star with a strong and fast stellar wind, and a compact object, a black hole or an accreting neutron star, from which a jet is launched. Typical values for the mass-loss rates and wind velocities in OB stars are  $\dot{M}_w \sim 10^{-9} - 10^{-5} M_\odot \text{ yr}^{-1}$  and  $v_w \sim 2 \times 10^8 \text{ cm s}^{-1}$ , respectively (e.g. Muijres et al. 2012; Krtićka 2014). Figures 1 and 2 show a sketch of the scenario studied here, with the different ingredients, physical processes and effects, and spatial scales discussed in this work. As seen in the figures, the location of the star and the compact object are  $(0, -d, 0)$  and  $(0, 0, 0)$ , respectively. The stellar wind is assumed to be spherically symmetric, centred in the star, and of constant velocity. The initial jet direction is the  $z$ -axis (i.e. perpendicular to the orbital plane, which may not necessarily be the case), the  $y$ -axis goes first through the star and then through the compact object location, and the

Send offprint requests to: V. Bosch-Ramon, e-mail: vbosch@am.ub.es



**Fig. 1.** Sketch of the scenario studied in this work on small and middle scales; the main ingredients (star, stellar wind, jet), and physical processes and effects (wind-jet bending, Coriolis effect-jet bending) are shown.

$x$ -axis direction corresponds to  $\mathbf{e}_x = \mathbf{e}_y \times \mathbf{e}_z$ , pointing in the opposite direction to the sense of the orbit.

It has been typically considered (though not jet proven) that persistent, low-hard state, microquasar jets are mildly relativistic at most (e.g. Fender et al. 2004). Nevertheless, unlike some of the previous studies, which assumed a non-relativistic jet (Yoon & Heinz 2015; Yoon et al. 2016), we consider here that the jet could have a relativistic bulk velocity. This is justified by the fact that even modest Lorentz factors can have a significant impact when computing the jet lateral momentum flux ( $f_{jl}$ ), and indirectly other physical quantities. It is also worth noting that for a compact object mass of  $M_{co} \sim 3 M_\odot$ , a distance of  $z \sim 10^{11} - 10^{12}$  cm means  $\sim 10^5 - 10^6 R_{Sch}$ ,  $R_{Sch} = 2GM_{co}/c^2$  being the Schwarzschild radius if the compact object is a black hole. For a supermassive black hole of  $10^8 M_\odot$  hosted by an active galactic nuclei, this distance would correspond to  $z \sim 1 - 10$  pc, typical scales on which the blazar emission, strongly affected by relativistic beaming, is produced (e.g. Nalewajko et al. 2014; Dotson et al. 2015).

The convention  $Q_x = (Q/10^x)$  is adopted all through the paper, with  $Q$  in cgs units unless otherwise stated.

### 2.1. Stellar wind impact: recollimation shock

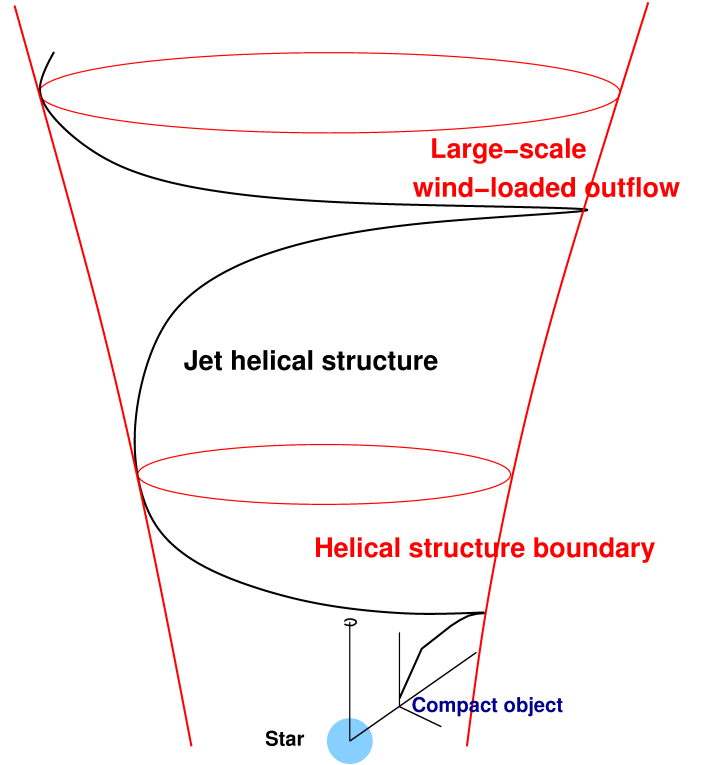
At some distance  $z_i$  from the compact object, the wind momentum flux can become larger than the lateral momentum flux of the jet, and stop the jet expansion towards the star (e.g. Perucho & Bosch-Ramon 2008).

The distance  $z_i$  depends on the initial jet half-opening angle,  $\theta_j$ , the total stellar wind momentum rate  $\dot{P}_w = \dot{M}_w v_w$ , and the jet lateral momentum flux:

$$f_{jl} = \rho_j (\theta_j u)^2 = \frac{L_j (\theta_j u)^2}{\pi (\theta_j z_i)^2 \gamma_j (\gamma_j - 1) c^2 u} = \frac{L_j \beta_j}{\pi z_i^2 \gamma_j (\gamma_j - 1) c}, \quad (1)$$

with  $L_j$ ,  $\rho_j$ ,  $u$ , and  $\gamma_j$  being the jet power (without accounting for its mass-rest energy), density, velocity, and Lorentz factor, and  $\beta_j = u/c$ . The jet lateral momentum flux can also be written as a function of the jet total thrust,

$$\dot{P}_j = \frac{L_j}{c} \frac{\gamma_j \beta_j}{(\gamma_j - 1)}, \quad (2)$$



**Fig. 2.** Sketch of the scenario studied in this work on the large scales; the main physical processes and effects (helical jet, wind-jet outflow) are shown.

as:

$$f_{jl} = \frac{\dot{P}_j}{\pi z_i^2 \gamma_j^2}. \quad (3)$$

Before interacting, the wind propagation and jet expansion are assumed to be supersonic and non-relativistic, whereas as mentioned the jet propagation can be relativistic. Given the wind and jet geometries, the most intense wind-jet lateral interaction takes place within the binary system, on jet scales  $z \lesssim d$ .

The value of  $z_i$  can be found from wind and jet-momentum flux balance in the  $\mathbf{e}_y$ -direction:

$$f_{jl} = \frac{\dot{P}_j}{\pi z_i^2 \gamma_j^2} = \frac{\dot{P}_w}{4\pi d^2} \left( \frac{d^2}{d^2 + z_i^2} \right)^2. \quad (4)$$

There is a restriction on Eq. (4) to obtain a physical value for  $z_i$  (see Yoon et al. 2016, for the non-relativistic case):

$$\left( \frac{4}{\gamma_j} \right) \left( \frac{\dot{P}_j}{\dot{P}_w} \right)^{1/2} < 1. \quad (5)$$

If the condition given in Eq. (5) is fulfilled and the jet supersonic expansion is stopped by the wind, the jet suffers a recollimation shock (e.g. Komissarov & Falle 1997; Perucho & Bosch-Ramon 2008; Bromberg & Levinson 2009; Perucho et al. 2010; Yoon et al. 2016). Otherwise, it implies that the jet is so powerful that  $f_{jl}$  is not balanced by the stellar wind at any point, which is the case for jet powers:

$$L_j > \frac{\dot{P}_w c^2 \gamma_j (\gamma_j - 1)}{16u} \approx 7 \times 10^{36} \frac{\dot{M}_w v_w 8.5 \gamma_{j,0.3} (\gamma_{j,0.3} - 1)}{\beta_j} \text{ erg s}^{-1}, \quad (6)$$

with  $\dot{M}_w$  units being  $M_\odot \text{ yr}^{-1}$ , and normalizing  $\dot{M}_w$  and  $v_w$  to values typical for high-mass stars.

## 2.2. Stellar wind impact: jet bending

To calculate the bending angle  $\Phi$  of the jet due to wind impact, we introduce a non-dimensional parameter,  $\chi_j$ , which corresponds to the ratio of jet-intercepting wind and jet thrusts for a conical jet perpendicular to the orbit:

$$\chi_j = \frac{\theta_j \dot{P}_w}{4\pi \dot{P}_j} = \frac{\theta_j \dot{M}_w v_w (\gamma_j - 1)c}{4\pi \gamma_j \beta_j L_j} \approx 0.02 \frac{\theta_{j,0.1} \dot{M}_{w,-7} v_{w,8.5} (\gamma_{j,0.3} - 1)}{\gamma_{j,0.3} \beta_j L_{j,37}}. \quad (7)$$

The angle  $\Phi$  can be then computed numerically in a self-consistent way, i.e. accounting for jet bending. The system of equations solved is presented in the Appendix. An approximate solution to these equations is (see Eq. A.4):

$$\Phi = \frac{\pi^2 \chi_j}{2\pi \chi_j + 4\chi_j^{1/2} + \pi^2}. \quad (8)$$

This approximate solution have the following asymptotical behaviour:

$$\Phi = \begin{cases} \chi_j; & \chi_j \ll 1 \\ \frac{\pi}{2} - \sqrt{\frac{1}{\chi_j}}; & \chi_j \gg 1. \end{cases} \quad (9)$$

Our approach yields a similar result to the analytical solution obtained by Yoon et al. (2016), but is more general as it is also valid for large jet bending angles.

For bending angles  $\Phi \lesssim \theta_j$ , the wind impact will trigger a weak recollimation shock or a sound wave in the jet, with a negligible impact on the general jet orientation and expansion. For  $\Phi$  significantly larger than  $\theta_j$ , the wind impact can trigger a strong recollimation shock in addition to a substantial deviation of the jet. Bending can be thus considered relevant for the jet evolution if  $\Phi > \theta_j$ . Since it is expected that  $\theta_j \ll 1$ , one can fix  $\Phi = \theta_j$  and adopt the solution for  $\chi_j \ll 1$  to obtain the following constraint for significant jet bending:

$$L_j \lesssim \frac{(\gamma_j - 1) \dot{M}_w v_w c}{4\pi \gamma_j \beta_j} \approx 2 \times 10^{36} \frac{\dot{M}_{w,-7} v_{w,8.5} (\gamma_{j,0.3} - 1)}{\gamma_{j,0.3} \beta_j} \text{ erg s}^{-1}. \quad (10)$$

As the jet becomes bent by the wind impact an angle  $\Phi$  from the initial jet direction and away from the star, the y-component of the bent jet velocity can be derived as  $\approx \sin[\Phi]u$ .

## 2.3. Stellar wind impact: orbital effects

Orbital motion affects the propagation of a bent jet through the Coriolis effect. For small jet bending, i.e.  $\Phi \lesssim \theta_j$ , the jet expansion eventually leads to a jet radius wider than the binary size, and the helical jet pattern gradually smooths out. Otherwise, if  $\Phi$  is significantly larger than  $\theta_j$ , the Coriolis effect should lead to a prominent helical structure of the jet trajectory (see Fig. 2).

If the jet propagates in vacuum, the helical jet trajectory will be ballistic. The presence of the wind however implies that: (i) the Coriolis force can be enhanced by the wind ram pressure in the  $\mathbf{e}_x$ -direction in the jet flow co-rotating frame; and (ii) the shape of the helical jet on large scales is affected by the wind presence as well, as the jet, when forced to bend to become helical, pushes against the wind. We discuss in what follows (i), and consider (ii) in Sect. 2.4.

If situation (i) happens, then the distance  $y_{\text{turn}}$ , covered by the jet in the  $\mathbf{e}_y$ -direction before turning towards the  $\mathbf{e}_x$ -direction

because of the Coriolis effect, is significantly smaller than in the ballistic case. Otherwise, the Coriolis force enhancement due to the wind presence can be considered irrelevant.

The ballistic value of  $y_{\text{turn}}$  is:

$$y_{\text{turn}}^{\text{bal}} = \frac{\sin[\Phi]u}{\omega_o} \approx 3 \times 10^{14} \frac{\sin[\Phi]\beta_j}{\omega_{o,-4}} \text{ cm}, \quad (11)$$

where  $\omega_{o,-4} = \omega_o/10^{-4} \text{ s}$  is the orbital angular velocity of the compact object, with the normalization corresponding to a period of  $\sim 1$  day for a circular orbit.

The non-ballistic value of  $y_{\text{turn}}$  can be roughly estimated assuming balance between the jet momentum flux, and the wind momentum flux in the co-rotating jet flow frame, i.e. in the  $\mathbf{e}_x$ -direction:

$$\frac{\dot{P}_j}{2\theta_{bj}(y_{\text{turn}}^2 + z^2)} \approx \rho_w v_{\perp}^2 = \frac{\dot{M}_w}{4\pi v_w [z^2 + (y_{\text{turn}} + \mu d)^2]} (y_{\text{turn}} + \mu d)^2 \omega_o^2, \quad (12)$$

where  $\theta_{bj} \lesssim \Phi$  is the half-opening angle of the bent jet,  $\mu = M_*/(M_* + M_{\text{co}})$ , with  $M_*$  being the stellar mass, and the wind momentum flux is computed in the  $\mathbf{e}_x$ -direction adopting the velocity of the co-rotating jet flow frame,  $v_{\perp} = (d + y_{\text{turn}})\omega_o$ . Note that, as the momentum transfer takes place perpendicularly to the bent jet initial direction, the jet thrust has been divided by the lateral surface of the jet.

For  $y_{\text{turn}} \gg d$ , Eq. (12) can be simplified to:

$$\dot{P}_j \approx \dot{M}_w \frac{\theta_{bj} \omega_o^2 y_{\text{turn}}^2}{2\pi v_w} = \dot{P}_w \frac{\theta_{bj} \omega_o^2 y_{\text{turn}}^2}{2\pi v_w^2}. \quad (13)$$

Making the additional assumption that  $\theta_{bj} \sim \theta_j$  (see Sect. 3.2), and using Eq. (7), one obtains:

$$y_{\text{turn}} = \frac{A_{\text{turn}}}{\sqrt{2\chi_j}} \frac{v_w}{\omega_o} \approx 2 \times 10^{12} \frac{A_{\text{turn}}}{\chi_j^{1/2}} \frac{v_{w,8.5}}{\omega_{o,-4}} \text{ cm}, \quad (14)$$

where  $A_{\text{turn}}$  is a constant of the order of one, and accounts (as  $\theta_{bj}$ ) for the details of the wind-jet interaction, which are to be characterized through numerical simulations.

For the helical trajectory to be non-ballistic, it is required that  $y_{\text{turn}} < y_{\text{turn}}^{\text{bal}}$ . Comparing Eqs. (11) and (14), and adopting for simplicity the approximation  $\sin[\Phi] \sim \Phi \sim \chi_j$ , the stated condition implies:

$$\frac{2^{1/2} \chi_j^{3/2} \beta_j}{A_{\text{turn}}} > v_w/c, \quad (15)$$

which can be rewritten as:

$$L_j \lesssim 6 \times 10^{36} \frac{\theta_{j,-1} \dot{M}_{w,-7} v_{w,8.5}^{1/3} (\gamma_{j,0.3} - 1)}{\gamma_{j,0.3} \beta_j^{1/3}} \text{ erg s}^{-1}. \quad (16)$$

It is worth noting that, if  $y_{\text{turn}} < y_{\text{turn}}^{\text{bal}}$  is fulfilled and the jet were still supersonic when becoming helical, shocks could develop along the non-ballistic trajectory; note that the more relativistic the jet, the stronger the shocks will be (Bosch-Ramon et al. 2012).

#### 2.4. Stellar wind impact: large-scale evolution

The jet flow moves through a channel made of shocked wind and shaped by jet bending plus orbital motion. When the helical trajectory is non-ballistic, the channel forces the jet flow to deviate and the whole helical structure becomes tighter. When the jet starts getting helical, the flow velocity in the  $\mathbf{e}_y$ -direction can be estimated from:

$$v_y \sim \gamma_{\text{turn}} \omega_0 \sim 2 \times 10^8 \frac{A_{\text{turn}}}{\chi_j^{1/2}} v_{w,8.5} \text{ cm s}^{-1} \ll u. \quad (17)$$

Such a low value for  $v_y$  implies that the fast jet flow should be deflected towards the  $\mathbf{e}_z$ - and  $\mathbf{e}_x$ -directions. In addition, while the jet turns, wind is also accumulated in the directions the jet does not temporarily point to. This implies that, as the jet pushes against the accumulated wind material in the  $\mathbf{e}_z$ -direction, the jet flow will slow down in that direction as well. It is therefore expected that, unless the jet flow itself is already strongly braked (or  $\Phi$  rather small), the flow will move the fastest in the  $\mathbf{e}_x$ -direction; i.e. azimuthally with respect to the binary orbital axis, but in the direction opposite to the orbital motion.

It is hard to provide a more precise description of the helical jet geometry, or the jet flow velocity, as there are several factors that cannot be captured in the present analysis. The hydrodynamics of the wind-jet interaction in the helical structure is complex even assuming that the flows are laminar. In addition, although the jet flow velocity is initially  $u$ , its value can be significantly lower if severe jet disruption, and/or wind mass-loading, and/or the formation of a thick shear layer surrounding the jet, occur. All these three processes are related to instability development, which is expected to happen in the present scenario: (i) strong growth of Kelvin-Helmholtz instabilities already on the binary scales (see [Perucho & Bosch-Ramon 2008](#); [Perucho et al. 2010](#); [Yoon & Heinz 2015](#), for numerical computations); (ii) Rayleigh-Taylor instabilities at the wind-jet interface along the helical jet structure (see, e.g., [Monceau-Baroux et al. 2014](#); [Ito et al. 2015](#)).

Severe jet disruption can slow down and heat up the jet. On the other hand, pressure decreases away from the binary, and thus the disrupted flow will tend to accelerate. However, strong wind-jet mixing is expected under jet disruption, which will weaken this acceleration. Jet disruption and wind-jet mixing thus affect the jet helical structure, modulating its dynamics and homogenizing it. Unfortunately, it is not known at which distance, or to which degree, the jet and the wind flows mix and the whole structure homogenizes, although simulations of high-mass binaries with a non-accreting pulsar ([Bosch-Ramon et al. 2012, 2015](#)) suggest that this might already happen after just a few turns of the helical jet.

As explained, both the wind presence and orbital motion tighten the jet helical trajectory, but the jet reacts exerting a force on the surrounding wind, pushing it away from the binary. On the other hand, whereas on binary scales the wind transfers thrust to the jet in the  $\mathbf{e}_y$ -direction, on larger scales orbital motion redistributes this thrust, and the final half-opening angle of the jet helical structure should thus be  $\sim \Phi$ . As noted, the jet pushes wind when turning, hence transferring some momentum back to the wind, although one can consider this shocked/pushed wind surrounding the helical jet as part of the same structure. Far enough from the binary, wind-jet momentum transfer is negligible and the boundary of the helical structure and the unshocked wind motion become parallel (see Fig. 2), pointing radially with respect to the star.

Assuming maximum wind-jet mixing, the final velocity of the helical structure flow away from the binary can be estimated

from:

$$v_\infty \sim \left( \frac{8\pi L_j}{\Omega_{\text{hel}} \dot{M}_w} \right)^{1/2}, \quad (18)$$

where  $\Omega_{\text{hel}}$  is the solid angle subtended by the helical jet, as seen from the star at large distances, which can be estimated using Eq. (9) as:

$$\Omega_{\text{hel}} \approx \begin{cases} \pi \chi_j^2 & \chi_j \ll 1 \\ 4\pi \chi_j^{-1/2} & \chi_j \gg 1. \end{cases} \quad (19)$$

Note that the case  $\chi_j \gg 1$  corresponds to a bent jet pointing in the orbital plane (the relevant angle is then  $\pi/2 - \Phi$ ), similar to the case of a high-mass binary hosting a non-accreting pulsar.

For the case of a relatively small  $\Phi$ -value, one can write:

$$v_\infty \sim \left( \frac{2\theta_j(\gamma_j - 1)v_w c}{\pi \beta_j \gamma_j \chi_j^3} \right)^{1/2} \approx 5 \times 10^8 \frac{\theta_{j,-1}^{1/2} (\gamma_{j,0.3} - 1)^{1/2} v_{w,8.5}^{1/2}}{\beta_j^{1/2} \gamma_{j,0.3}^{1/2} \chi_j^{3/2}} \text{ cm s}^{-1}. \quad (20)$$

This result shows that, on the largest scales, for small bending angles, the jet can eventually recover mildly relativistic velocities, but for moderate  $\Phi$ -values, say  $\sim 0.3$ ,  $v_\infty$  is well below  $u$ .

#### 2.5. Stellar wind impact: weak-jet case

It is worth deriving as well the conditions for the case of a weak jet:

(i) One way is to set the bending angle to  $\Phi \gtrsim 1$ , which yields:

$$L_j \lesssim \frac{\dot{M}_w v_w c \theta_j (\gamma_j - 1)}{4\pi \gamma_j \beta_j} \approx 2 \times 10^{35} \frac{\dot{M}_{w,-7} v_{w,8.5} \theta_{j,-1} (\gamma_{j,0.3} - 1)}{\gamma_{j,0.3} \beta_j} \text{ erg s}^{-1}. \quad (21)$$

(ii) A slightly different condition is obtained if one takes  $v_\infty \sim v_w$ , i.e.:

$$\chi_j \sim \left( \frac{\theta_{j,-1} (\gamma_j - 1)}{\gamma_j \beta_j v_{w,8.5}} \right)^{1/3} \gtrsim 1 \quad (22)$$

yielding:

$$L_j \lesssim 2 \times 10^{35} \frac{\dot{M}_{w,-7} v_{w,8.5}^{4/3} \theta_{j,-1}^{2/3} (\gamma_{j,0.3} - 1)^{2/3}}{\gamma_{j,0.3}^{2/3} \beta_j^{2/3}} \text{ erg s}^{-1}. \quad (23)$$

This second condition implies that the large-scale jet evolution is fully dominated by the interaction with the wind and the associated mass-load.

If the jet has less power than these critical values, it will only affect a small volume of the binary surroundings at large distances. The termination regions of such a jet will be strongly affected by the stellar wind dynamics, and not the other way around (e.g. the cases studied for instance in [Bosch-Ramon et al. 2011](#)).

### 3. Summary and discussion

#### 3.1. Results summary

We conclude that, if the wind-induced bending angle of the jet is larger than its initial half-opening angle, i.e.  $\Phi > \theta_j$ , and the conditions given in Eqs. (10) and (16) are fulfilled, the jets of



high-mass microquasars will suffer: (i) asymmetric recollimation shocks within the binary (see Eq. 6), (ii) bending away from the star (see Eqs. 8 and 10), (iii) enhanced bending against orbital motion caused by the wind presence under the Coriolis effect (see Eqs. 14 and 16), finally (iv) becoming a non-ballistic helical structure. Conclusions (i) and (ii) were already reached by numerical relativistic (Perucho & Bosch-Ramon 2008; Perucho et al. 2010; Perucho & Bosch-Ramon 2012), and numerical and analytical non-relativistic jet studies (Yoon & Heinz 2015; Yoon et al. 2016), although we generalize here the characterization of the jet bending angle  $\Phi$ . Conclusions (iii) and (iv) are for the first time discussed in detail here. We also propose that the recollimation shock, jet bending within the binary, and a further non-ballistic helical jet trajectory, lead to perturbations that will likely trigger instability growth that will partially or totally disrupt the jet, and can load it with wind material. These perturbations can also be associated to sites for particle acceleration (see Sect. 3.3). Finally, on scales much larger than the binary, we conclude that the jet will likely become a non-relativistic, wind-loaded outflow, with a half-opening angle  $\sim \Phi$  (see Eq. 20). On those scales, the helical jet pattern, and a differentiated wind-jet structure, may be more or less washed out depending on the disruptive degree of instabilities within the binary system, and/or in the jet helical structure further up.

### 3.2. Major sources of uncertainty

The values of the wind and the jet parameters,  $\dot{M}_w$ ,  $v_w$ ,  $L_j$ ,  $\gamma_j$ , and  $\theta_j$ , are by themselves uncertain, as it is hard to derive them from observations. Provided that they are known, the wind impact on the jet can be characterized by the angle  $\Phi$ , which depends on the parameter  $\chi_j$ . This angle can be more precisely derived from simulations, although our prescription is consistent with numerical calculations (see Yoon et al. 2016, with the caveat that these simulations were non-relativistic). Additionally, there is the parameter  $\theta_{bj}$  (see Eq. 12), whose determination particularly requires simulations that have not been carried out yet. The chosen relation  $\theta_{bj} \sim \theta_j$  when deriving Eq. (14) is taken for illustrative purposes, although the  $\theta_{bj}$ -value may easily be larger. Therefore,  $\theta_{bj}$  is possibly the most important source of uncertainty in the estimates derived in this work. This uncertainty ranges from a factor to order of one, if the jet is not significantly disrupted on the binary scales, up to an order of magnitude, for full jet disruption on the binary scales. Qualitatively,  $\Phi$  and  $\theta_{bj}$  are expected to be positively correlated, but only simulations can tell how much. Finally, despite being less uncertain than  $\theta_{bj}$ , the parameter that allows for the refinement of  $y_{\text{turn}}$  in Eq. (14),  $A_{\text{turn}}$ , should be also derived from simulations.

### 3.3. Observational signatures

The periphery of the binary system may be the most suitable region for particle acceleration, and gamma-ray production, being also enough transparent to gamma rays above  $\sim 10$  GeV (e.g. Khangulyan et al. 2008; Bosch-Ramon & Khangulyan 2009). In fact, the wind-jet interaction may be the powering mechanism of the gamma rays in the range  $\sim 10^{-1} - 10^4$  GeV observed from high-mass microquasars such as Cyg X-1 and Cyg X-3 (Albert et al. 2007; Tavani et al. 2009; Fermi LAT Collaboration et al. 2009; Sabatini et al. 2010; Malyshev et al. 2013; Bodaghee et al. 2013). The most suitable regions for particle acceleration, and radiation, given the high stellar photon density on these scales, would be the jet recollimation shock. Further up, under the non-

ballistic helical jet trajectory, shocks may occur and could accelerate particles, although at those distances energy losses may be dominated already by adiabatic cooling and particle escape, given the different dependence with distance from the binary ( $r$ ) of radiative versus non-radiative losses, expected to be  $\propto 1/r^2$  and  $1/r$ , respectively. This effect would yield lower radiation efficiencies the farther from the binary.

Radio emission, produced where the stellar wind is already transparent at low frequencies (e.g. Szostek & Zdziarski 2007; Bosch-Ramon 2009), far enough from the star, could be also detectable. A good candidate could be the region where the jet becomes a helical non-ballistic structure and beyond, where weak shocks and turbulence could occur leading to Fermi I and stochastic particle acceleration (see, e.g. Rieger et al. 2007, in the context of microquasar jets). Regarding radio signatures of wind-jet interaction, there is evidence on milliarcsecond (mas) scales of a sort of helical pattern in the jet of Cyg X-3 (Mioduszewski et al. 2001; Miller-Jones et al. 2004; Tudose et al. 2007), and possible jet bending in Cyg X-1 (Stirling et al. 2001). Unfortunately, we can only provide with approximate quantitative predictions for the jet properties of Cyg X-3 and Cyg X-1 at the onset of the helical pattern, and for the flow velocity very far from the binary. At intermediate distances, numerical simulations accounting for radiation are required to characterize the actual aspect in radio of the helical jet flow, including the opening angle and other features of the radio structures. Nevertheless, one can still consider very approximately two extreme cases regarding the half-opening angle of  $\lesssim 1^\circ$  of the jet of Cyg X-1 found by Stirling et al. (2001) (adopting the system inclination of Orosz et al. 2011 for the jet): (i) at the highest end of the possible jet power range (say, up to  $\sim 10^{38}$  erg s $^{-1}$ , Sell et al. 2015), the jet may be powerful enough for  $\Phi \lesssim \theta_j \sim 1^\circ$ , given the stellar mass-loss rate in the source,  $\sim 3 \times 10^{-6} M_\odot \text{ yr}^{-1}$  (e.g. Hutchings 1976); (ii) at more moderate but possible values of the jet power, say  $\sim 10^{37}$  erg s $^{-1}$ , and assuming that the helical jet flow moves vertically with speed  $\sim u \cos[\Phi]$ , a constraint can be derived for  $v_y < u \cos[\Phi] / \tan[1^\circ] \approx 5 \times 10^8 \beta_j \cos[\Phi] \text{ cm s}^{-1}$  on scales of  $\sim 10$  mas (a de-projected linear size of  $\sim 6 \times 10^{14}$  cm). This constraint on  $v_y$  may be comparable to the value derived from Eq. (17). In fact, the wind and jet properties in Cyg X-1 and Cyg X-3 are such that the jets of these two high-mass microquasars could indeed suffer a recollimation shock within the binary system (see the discussion in Yoon et al. 2016, and references therein). In addition, although the relatively loose restrictions on jet power and wind mass-loss leave the value of  $\Phi$  rather unconstrained, their winds are powerful and thus a non-ballistic nature for the jets seems likely. On the other hand, evidence of the presence of these jets on arcsecond (e.g. Martí et al. 2000, in the case of Cyg X-3), and even arcminute (e.g. Martí et al. 1996; Gallo et al. 2005, in the case of Cyg X-1), scales implies that they do not fit, as expected, in the category of a weak jet dominated by the wind dynamics (see Eqs. 21 and 23). In any case, as noted, the high complexity of the process calls for thorough numerical studies for a proper comparison with observations, as the jet dynamics can be strongly non-linear on the multiple scales of interest, and the radio emitting flow may be just a part of the whole structure.

If one links the wind and the jet properties assuming an accretion scenario (e.g. Bondi spherical accretion), and a magnetically driven jet, one gets a relation between  $L_j$  and  $\dot{M}_w$ , as done in Barkov & Khangulyan (2012). That work conclusions can be used to tentatively predict the value of  $\Phi$ . For instance, in the case of the powerful gamma-ray binary LS 5039, which hosts a

compact object of unknown nature (see the discussion on the nature of the compact object of LS 5039 in [Barkov & Khangulyan 2012](#), and references therein), a putative jet may reach a power  $\lesssim 10^{36}$  erg s $^{-1}$ . For a wind mass-loss  $\sim 10^{-7} M_{\odot}$  yr $^{-1}$ , this could imply  $\Phi \sim 0.1$ , meaning that the jet will not be strongly bent. Nevertheless, strong bending cannot be fully discarded in this system, given the parameter uncertainties. It is noteworthy that radio images of this source showed morphology evolution along the orbit. This was attributed to the presence of a non-accreting pulsar in the system (see [Moldón et al. 2012](#)), although a bent jet affected by orbital motion cannot be discarded. In fact, a scenario with modest accretion, jet bending plus orbital motion, and some Doppler boosting (to reach the observed gamma-ray fluxes), may explain this source high-energy phenomenology, and is worthy of further study.

### 3.4. Future prospects

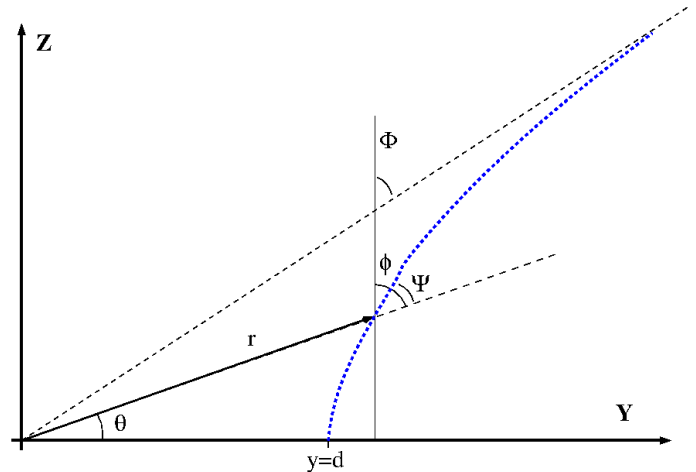
Although simulations of wind interaction with the jets of high-mass microquasars, in the relativistic (e.g. [Perucho & Bosch-Ramon 2008](#); [Perucho et al. 2010](#); [Perucho & Bosch-Ramon 2012](#)) and the non-relativistic (e.g. [Yoon & Heinz 2015](#); [Yoon et al. 2016](#)) regimes, have been carried out on binary scales, the impact of orbital motion on the larger scale evolution of these jets has not been studied yet. Here we provide with a semi-quantitative description of such a scenario, although numerical computations of relativistic hydrodynamics, and eventually magnetohydrodynamics, are required to better characterize the jet evolution, the regions where the jet suffers significant kinetic energy dissipation through shocks, the role on different spatial scales of the non-linear growth of instabilities triggered at the wind-jet interfaces (see, e.g. [Bosch-Ramon et al. 2012](#); [Lamberts et al. 2013](#); [Bosch-Ramon et al. 2015](#), in the context of pulsar-star wind interactions), both on jet disruption and wind-jet mixing, etc. Finally, the magnetic field should be included as, even in the case of low-magnetization plasmas, the field may be amplified in some regions, becoming dynamically important, through flow compression and braking. The magnetic field could also play a role enhancing or suppressing instability growth, and in radiation.

As a next step, and to check the semi-quantitative predictions done in this work, we plan to carry out 3-dimensional, relativistic hydrodynamical simulations including orbital motion, on scales significantly larger than the binary. We note nevertheless that the complexity of the flow evolution, and the different scales of interest (recollimation shock location, jet bending, onset of the helical jet pattern, evolution of the helical structure, etc.), make such numerical calculations very demanding.

**Acknowledgements.** We thank the anonymous referee for his/her constructive and useful comments. We want to thank Manel Perucho and Dmitry Khangulyan for fruitful discussions and comments. V.B.-R. acknowledges support by the Spanish Ministerio de Economía y Competitividad (MINECO) under grants AYA2013-47447-C3-1-P, and MDM-2014-0369 of ICCUB (Unidad de Excelencia 'María de Maeztu'). This research has been supported by the Marie Curie Career Integration Grant 321520. V.B.-R. also acknowledges financial support from MINECO and European Social Funds through a Ramón y Cajal fellowship. BMV acknowledges partial support by JSPS (Japan Society for the Promotion of Science): No.16H00878, 2503786, 25610056, 26287056, 26800159. BMV also acknowledges MEXT (Ministry of Education, Culture, Sports, Science and Technology): No.26105521 and RFBR grant 12-02-01336-a.

## References

- Albert, J., Aliu, E., Anderhub, H., et al. 2007, *ApJ*, 665, L51  
Araudo, A. T., Bosch-Ramon, V., & Romero, G. E. 2009, *A&A*, 503, 673



**Fig. 3.** Sketch of the bent jet trajectory (blue dashed line) on the scales of the binary system under the impact of the stellar wind.

- Barkov, M. V. & Bosch-Ramon, V. 2016, *MNRAS*, 456, L64  
Barkov, M. V. & Khangulyan, D. V. 2012, *MNRAS*, 421, 1351  
Bednarek, W. & Sitarek, J. 2013, *MNRAS*, 430, 2951  
Bodaghee, A., Tomsick, J. A., Pottschmidt, K., et al. 2013, *ApJ*, 775, 98  
Bosch-Ramon, V. 2009, *A&A*, 493, 829  
Bosch-Ramon, V. 2013, in *European Physical Journal Web of Conferences*, Vol. 61, European Physical Journal Web of Conferences, 3001  
Bosch-Ramon, V. & Barkov, M. V. 2011, *A&A*, 535, A20  
Bosch-Ramon, V., Barkov, M. V., Khangulyan, D., & Perucho, M. 2012, *A&A*, 544, A59  
Bosch-Ramon, V., Barkov, M. V., & Perucho, M. 2015, *A&A*, 577, A89  
Bosch-Ramon, V. & Khangulyan, D. 2009, *International Journal of Modern Physics D*, 18, 347  
Bosch-Ramon, V., Perucho, M., & Bordas, P. 2011, *A&A*, 528, A89  
Bromberg, O. & Levinson, A. 2009, *ApJ*, 699, 1274  
Dotson, A., Georganopoulos, M., Meyer, E. T., & McCann, K. 2015, *ApJ*, 809, 164  
Dubus, G., Cerutti, B., & Henri, G. 2010, *MNRAS*, 404, L55  
Fender, R. P., Belloni, T. M., & Gallo, E. 2004, *MNRAS*, 355, 1105  
Fermi LAT Collaboration, Abdo, A. A., Ackermann, M., et al. 2009, *Science*, 326, 1512  
Gallo, E., Fender, R., Kaiser, C., et al. 2005, *Nature*, 436, 819  
Hutchings, J. B. 1976, *ApJ*, 203, 438  
Ito, H., Matsumoto, J., Nagataki, S., Warren, D. C., & Barkov, M. V. 2015, *ApJ*, 814, L29  
Khangulyan, D., Aharonian, F., & Bosch-Ramon, V. 2008, *MNRAS*, 383, 467  
Komissarov, S. S. & Falle, S. A. E. G. 1997, *MNRAS*, 288, 833  
Krtićka, J. 2014, *A&A*, 564, A70  
Lamberts, A., Fromang, S., Dubus, G., & Teyssier, R. 2013, *A&A*, 560, A79  
Malyshev, D., Zdziarski, A. A., & Chernyakova, M. 2013, *MNRAS*, 434, 2380  
Martí, J., Paredes, J. M., & Peracaula, M. 2000, *ApJ*, 545, 939  
Martí, J., Rodríguez, L. F., Mirabel, I. F., & Paredes, J. M. 1996, *A&A*, 306, 449  
Miller-Jones, J. C. A., Blundell, K. M., Rupen, M. P., et al. 2004, *ApJ*, 600, 368  
Mioduszewski, A. J., Rupen, M. P., Hjellming, R. M., Pooley, G. G., & Waltman, E. B. 2001, *ApJ*, 553, 766  
Moldón, J., Ribó, M., & Paredes, J. M. 2012, *A&A*, 548, A103  
Monceau-Baroux, R., Porth, O., Meliani, Z., & Keppens, R. 2014, *A&A*, 561, A30  
Mujeres, L. E., Vink, J. S., de Koter, A., Müller, P. E., & Langer, N. 2012, *A&A*, 537, A37  
Nalewajko, K., Begelman, M. C., & Sikora, M. 2014, *ApJ*, 789, 161  
Orosz, J. A., McClintock, J. E., Aufdenberg, J. P., et al. 2011, *ApJ*, 742, 84  
Owocki, S. P., Romero, G. E., Townsend, R. H. D., & Araudo, A. T. 2009, *ApJ*, 696, 690  
Perucho, M. & Bosch-Ramon, V. 2008, *A&A*, 482, 917  
Perucho, M. & Bosch-Ramon, V. 2012, *A&A*, 539, A57  
Perucho, M., Bosch-Ramon, V., & Khangulyan, D. 2010, *A&A*, 512, L4  
Rieger, F. M., Bosch-Ramon, V., & Duffy, P. 2007, *Ap&SS*, 309, 119  
Romero, G. E., Del Valle, M. V., & Orellana, M. 2010, *A&A*, 518, A12  
Romero, G. E. & Orellana, M. 2005, *A&A*, 439, 237  
Romero, G. E., Torres, D. F., Kaufman Bernadó, M. M., & Mirabel, I. F. 2003, *A&A*, 410, L1  
Sabatini, S., Tavani, M., Striani, E., et al. 2010, *ApJ*, 712, L10  
Sell, P. H., Heinz, S., Richards, E., et al. 2015, *MNRAS*, 446, 3579  
Stirling, A. M., Spencer, R. E., de la Force, C. J., et al. 2001, *MNRAS*, 327, 1273  
Szostek, A. & Zdziarski, A. A. 2007, *MNRAS*, 375, 793  
Tavani, M., Bulgarelli, A., Piano, G., et al. 2009, *Nature*, 462, 620  
Tudose, V., Fender, R. P., Garrett, M. A., et al. 2007, *MNRAS*, 375, L11  
Vilhu, O. & Hannikainen, D. C. 2013, *A&A*, 550, A48  
Yoon, D. & Heinz, S. 2015, *ApJ*, 801, 55  
Yoon, D., Zdziarski, A. A., & Heinz, S. 2016, *MNRAS*, 456, 3638

## Appendix A: Set of equations

The evolution of the conical jet bending angle with distance can be described through the following set of ordinary differential equations (ODE):

$$\begin{cases} \frac{d\Psi}{dt} = -\frac{d\theta}{dt} - \frac{d\phi}{dt} = -\frac{\sin[\Psi]}{\sin[\phi+\Psi]} \frac{\beta_j}{r} - \frac{2\sin[\Psi]^2}{\cos[\phi]} \frac{\chi_j}{r^2} \\ \frac{d\phi}{dt} = \frac{2\sin[\Psi]^2}{\cos[\phi]} \frac{\chi_j}{r^2} \\ \frac{dr}{dt} = \beta_j \cos[\Psi] \end{cases} \quad (\text{A.1})$$

where

$$\chi_j = \frac{\theta_j(\gamma_j - 1)\dot{M}_w v_w c}{4\pi\beta_j\gamma_j L_j}, \quad (\text{A.2})$$

$t$  and  $r$  are non-dimensional time and length in units of  $d/c$  and  $d$ , respectively,  $\Psi$  is the angle between the direction from the normal star and the jet velocity, and  $\phi$  is the angle between the jet velocity and the normal to the orbital plane (see Fig. 3).

We solve the set of ODE (A.1) numerically with the following initial conditions:

$$\begin{cases} \Psi(0) = \pi/2 \\ \phi(0) = 0 \\ r(0) = 1. \end{cases} \quad (\text{A.3})$$

We find then an approximated formula for the asymptotic solution of the angle  $\phi$ , where  $\Phi = \phi(\infty)$ :

$$\Phi = \frac{\pi^2 \chi_j}{2\pi\chi_j + 4\chi_j^{1/2} + \pi^2}. \quad (\text{A.4})$$

The approximated formula fits the numerical solution with an accuracy better than 10%.