

Dynamical impact of the Planet Nine scenario: N -body experiments

Carlos de la Fuente Marcos,^{1*} Raúl de la Fuente Marcos¹ and Sverre J. Aarseth²

¹*Apartado de Correos 3413, E-28080 Madrid, Spain*

²*Institute of Astronomy, University of Cambridge, Madingley Road, Cambridge CB3 0HA, UK*

Accepted 2016 April 21. Received 2016 April 21; in original form 2016 March 7

ABSTRACT

The Planet Nine hypothesis has now enough constraints to deserve further attention in the form of detailed numerical experiments. The results of such studies can help us improve our understanding of the dynamical effects of such a hypothetical object on the extreme trans-Neptunian objects or ETNOs and perhaps provide additional constraints on the orbit of Planet Nine itself. Here, we present the results of direct N -body calculations including the latest data available on the Planet Nine conjecture. The present-day orbits of the six ETNOs originally linked to the hypothesis are evolved backwards in time and into the future under some plausible incarnations of the hypothesis to investigate if the values of several orbital elements, including the argument of perihelion, remain confined to relatively narrow ranges. We find that a nominal Planet Nine can keep the orbits of (90377) Sedna and 2012 VP₁₁₃ relatively well confined in orbital parameter space for hundreds of Myr, but it may make the orbits of 2004 VN₁₁₂, 2007 TG₄₂₂ and 2013 RF₉₈ very unstable on time-scales of dozens of Myr, turning them retrograde and eventually triggering their ejection from the Solar system. Far more stable orbital evolution is found with slightly modified orbits for Planet Nine.

Key words: methods: numerical – celestial mechanics – Kuiper belt: general – minor planets, asteroids: general – Oort Cloud – planets and satellites: general.

1 INTRODUCTION

The discovery of 2012 VP₁₁₃ (Trujillo & Sheppard 2014) has led the astronomical community to recognize that most, if not all, asteroids with semimajor axis, a , greater than 150 au and perihelion distance, $q = a(1 - e)$, greater than 30 au —the extreme trans-Neptunian objects or ETNOs— display unusual patterns in the values of some of their orbital elements. The values of their argument of perihelion, ω , cluster about 0° —actually, -26° — (de la Fuente Marcos & de la Fuente Marcos 2014; Trujillo & Sheppard 2014), their longitude of the ascending node, Ω , about 134° (Batygin & Brown 2016; Brown & Firth 2016), their eccentricities, e , about 0.8, and their inclinations, i , about 20° (de la Fuente Marcos & de la Fuente Marcos 2014, 2016; de la Fuente Marcos, de la Fuente Marcos & Aarseth 2015). The clustering in e can be explained as resulting from a selection effect (if $a=150$ au and $q=30$ au, then $e=0.8$), but this is not the case of the ones observed in i , Ω and ω (de la Fuente Marcos & de la Fuente Marcos 2014). One of the theories proposed to explain the observed patterns places their sources in the perturbations due to yet undetected trans-Plutonian planets.

Perhaps the most popular incarnation of the trans-Plutonian massive perturber(s) paradigm is the so-called Planet Nine hypothesis. Based on results from extensive computer simulations, Batygin & Brown (2016) have predicted the existence of a massive planet located well beyond Pluto in order to explain the observed

clustering in physical space of the perihelia of six ETNOs. The putative object responsible for inducing the clumping has been provisionally designated Planet Nine. Batygin & Brown (2016) have provided tentative values for the orbital parameters of the proposed $10 M_\oplus$ planet: $a = 700$ au, $e = 0.6$, $i = 30^\circ$ and $\omega = 150^\circ$. The resonant scenario described in Batygin & Brown (2016) assumes that the orbits of the ETNOs are apsidally anti-aligned and nodally aligned with that of the perturber. The extrapolation of the *Cassini* data carried out by Fienga et al. (2016) indicates that Planet Nine as characterised by Batygin & Brown (2016) cannot exist in the interval of true anomaly $f \in (-132, 106.5)^\circ$. In addition, Fienga et al. (2016) pointed out that from the perspective of the *Cassini* residuals, the most probable position of Planet Nine —assuming that $\Omega = 113^\circ$ — is at $f = 117:8^{+11}_{-10}^\circ$. In the following, we define a nominal orbit of Planet Nine as the set of orbital elements: $a = 700$ au, $e = 0.6$, $i = 30^\circ$, $\Omega = 113^\circ$ and $\omega = 150^\circ$, with $f = 117:8$ at $t = 0$ (present time, see below). Regarding its origin, Planet Nine may have been scattered out of the region of the giant planets early in the history of the Solar system (see e.g. Bromley & Kenyon 2014, 2016) or even captured from another planetary system (Li & Adams 2016; Mustill, Raymond & Davies 2016).

Table 1 shows the values of various orbital parameters for the six objects discussed in Batygin & Brown (2016) as well as relevant descriptive statistics; in this table, unphysical values are displayed for completeness. Both 2007 TG₄₂₂ and 2012 VP₁₁₃ are statistical outliers in terms of e as their values are outside the range ($Q_1 - 1.5\text{IQR}$, $Q_3 + 1.5\text{IQR}$), where Q_1 is the first quartile, Q_3 is

* E-mail: carlosdlfmarcos@gmail.com

the third quartile and IQR is the interquartile range or difference between them; we will see that, within the context of the Planet Nine hypothesis, 2007 TG₄₂₂ is particularly interesting. The data show that the mean value of the aphelion distance, $Q = a(1 + e)$, is 700 au and the lowest value of a is 259 au. An orbit with $a = 700$ au and $q = 259$ au has $e = 0.63$. On the other hand, the highest value of i is 30° and the mean values of Ω and ω are 102° and 314° , respectively. The actual values of these two angular orbital elements are critical within the context of a nodal alignment and apsidal anti-alignment scenario. If the relative value of Ω should be 0° and the relative value of the longitude of perihelion, $\varpi = \Omega + \omega$, is expected to be equal to 180° (see e.g. Klafke, Ferraz-Mello & Michtchenko 1992), then the values of Ω and ω for Planet Nine must be close to 102° and 134° , respectively. The combination of values of Ω and ω may have a major impact on the overall stability of the ETNOs under Planet Nine's gravitational perturbation, and it is therefore legitimate to question the plausibility of the values proposed so far.

Assessing the impact of the gravitational perturbation from a Planet Nine-like perturber on the short-term evolution of the known ETNOs is essential in order to decide if a candidate orbit is plausible or not. Here, we present the results of direct N -body calculations including the latest data available on the Planet Nine conjecture. The results from these calculations can help us improve our understanding of the dynamical effects of such a hypothetical object, or any other trans-Plutonian perturber, on the ETNO population. This Letter is organized as follows. Our N -body methodology is briefly described in Section 2. The evolution of the six ETNOs included in Table 1 subjected to the perturbation of Planet Nine moving along the nominal orbit described in Fienga et al. (2016) is studied in Section 3. Section 4 repeats the analysis for other orbits. Results are discussed and conclusions summarized in Section 5.

2 ASSESSING THE DYNAMICAL EFFECTS: AN N -BODY APPROACH

It is a well-known fact that the motion of the planets in the Solar system is chaotic; accurate predictions of their trajectories beyond a few tens of Myr are simply not possible (see e.g. Laskar 1989, 1990, 1994, 2008). Extensive computer simulations show that the Solar system as we know it remains at all times in a state of marginal stability; it is therefore reasonable to assume that the inclusion of Planet Nine must not change this current state of dynamical affairs. On the other hand, the known planets are not distributed randomly but organize themselves into planetary groups or collections of loosely connected mutually dynamically dependent planets. Innanen, Mikkola & Wiegert (1998) and Ito & Tanikawa (1999, 2002) have shown numerically that the terrestrial planets maintain their stability by sharing and weakening the secular perturbation from Jupiter. Tanikawa & Ito (2007) further extended this analysis concluding that the outer planetary group, or Jovian planets, forms a subsystem that is not affected by the inner planets; the motion of the group of the Jovian planets may not be perturbed to a significant degree if there is no inner planet group. This numerical evidence can be used to set up the most efficient yet still reliable physical model to perform N -body experiments that include an implementation of the Planet Nine hypothesis for testing. In other words, any realistic N -body study of the dynamical effects of the Planet Nine conjecture must include the Jovian planets, all of them, but can safely neglect the terrestrial planets. Under such physical model, we should expect accurate results within a few tens

of Myr of $t = 0$; if a virtual ETNO becomes dynamically unstable in a few tens of Myr, this can be considered as a robust feature of that particular simulation and the same can be said about an orbit that remains fairly stable for a similar period of time.

Consistently with the above discussion, our physical model includes the perturbations by the Jovian planets (Jupiter to Neptune). In order to compute accurate initial positions and velocities we used the heliocentric ecliptic Keplerian elements provided by the JPL On-line Solar System Data Service¹ (Giorgini et al. 1996) and initial positions and velocities (for both planets and ETNOs) based on the DE405 planetary orbital ephemerides (Standish 1998) referred to the barycentre of the Solar system and to the epoch JD TDB 2457400.5 (2016-January-13.0), which is the $t = 0$ instant in our figures. In addition to the orbital calculations completed using the nominal elements of the ETNOs in Table 1, we have performed additional simulations using control orbits; the orbital elements of the control orbits have been obtained varying them randomly, within the ranges defined by their mean values and standard deviations (1σ). In our calculations, the Hermite integration scheme described by Makino (1991) and implemented by Aarseth (2003) is employed. The standard version of this direct N -body code is publicly available from the IoA website.² Relative errors in the total energy for the longest integrations are as low as 3×10^{-12} or lower. The relative error in the total angular momentum is several orders of magnitude smaller. As pointed out in de la Fuente Marcos & de la Fuente Marcos (2012), the results from this code compare well with those from Laskar et al. (2011) among others. Fig. 1 shows the relative variations (difference between the values with and without Planet Nine divided by the value without the external perturber) of the values of the orbital elements — a , e , i — of the four Jovian planets (Jupiter to Neptune, left to right) for ± 100 Myr for the nominal orbit of Planet Nine. These deviations are consistent with the expectations as they remain very small for a few tens of Myr, growing afterwards. The average orbital evolution of the Jovian planets, which is time symmetric, is not significantly altered by the presence of Planet Nine as described by the nominal orbit (see above).

Batygin & Brown (2016) used the MERCURY6 gravitational dynamics software package (Chambers 1999) to perform N -body simulations of 13 ETNOs subjected to the perturbation of the most massive known members of the Solar system. These calculations led them to select six out of 13 ETNOs as largely unaffected by the presence of Neptune; these objects are (90377) Sedna, 2004 VN₁₁₂, 2007 TG₄₂₂, 2010 GB₁₇₄, 2012 VP₁₁₃ and 2013 RF₉₈. The present-day orbital properties of these objects were subsequently used to constrain and validate the resonant perturbation mechanism behind the Planet Nine hypothesis. However, no attempt was made to confirm that, in the presence of their favoured incarnation of the Planet Nine hypothesis, the orbital evolution of the six ETNOs remained unaffected by Neptune. In the following, we perform such tests —evolving the present-day orbits of the six ETNOs backwards in time and into the future— within the framework described above and discuss the results obtained.

3 IMPACT OF THE ORBIT IN FIENGA ET AL. (2016)

Fienga et al. (2016) pointed out that from the perspective of the *Cassini* residuals, the most probable orbit for the object proposed

¹ http://ssd.jpl.nasa.gov/?planet_pos

² <http://www.ast.cam.ac.uk/~sverre/web/pages/nbody.htm>

Table 1. Values of various orbital parameters — P is the orbital period, Ω^* and ω^* are Ω and ω in the interval $(-\pi, \pi)$ instead of the regular $(0, 2\pi)$ — for the six objects discussed in Batygin & Brown (2016). The statistical parameters are Q_1 , first quartile, Q_3 , third quartile, IQR, interquartile range, OL, lower outlier limit ($Q_1 - 1.5\text{IQR}$), and OU, upper outlier limit ($Q_3 + 1.5\text{IQR}$); see the text for additional details. (Epoch: 2457400.5, 2016-January-13.0 00:00:00.0 TDB. J2000.0 ecliptic and equinox. Source: JPL Small-Body Database. Data retrieved on 2016 February 27.)

Object	a (au)	e	i ($^\circ$)	Ω ($^\circ$)	ω ($^\circ$)	ϖ ($^\circ$)	q (au)	Q (au)	P (yr)	Ω^* ($^\circ$)	ω^* ($^\circ$)
(90377) Sedna	507.5603	0.8501824	11.92872	144.5463	311.4614	96.0077	76.0415	939.0792	11435.094	144.5463	-48.5386
2004 VN ₁₁₂	321.0199	0.8525664	25.56295	66.0107	327.1707	33.1814	47.3291	594.7106	5751.830	66.0107	-32.8293
2007 TG ₄₂₂	492.7277	0.9277916	18.58697	112.9515	285.7968	38.7483	35.5791	949.8764	10937.517	112.9515	-74.2032
2010 GB ₁₇₄	371.1183	0.8687090	21.53812	130.6119	347.8124	118.4243	48.7245	693.5121	7149.518	130.6119	-12.1876
2012 VP ₁₁₃	259.3002	0.6896024	24.04680	90.8179	293.7168	24.5346	80.4862	438.1142	4175.538	90.8179	-66.2832
2013 RF ₉₈	309.0738	0.8826022	29.61402	67.5205	316.4991	24.0196	36.2846	581.8631	5433.774	67.5205	-43.5009
Mean	376.8000	0.8452423	21.87960	102.0764	313.7429	55.8193	54.0742	699.5259	7480.545	102.0764	-46.2571
Standard deviation	102.0532	0.0813175	6.13291	32.7348	22.5205	40.8126	19.5592	206.5256	3026.532	32.7348	22.5205
Median	346.0691	0.8606377	22.79246	101.8847	313.9803	35.9648	48.0268	644.1114	6450.674	101.8847	-46.0197
Q_1	312.0603	0.8507784	19.32476	73.3448	298.1529	26.6963	39.0457	585.0750	5513.288	73.3448	-61.8471
Q_3	462.3254	0.8791289	25.18391	126.1968	324.5028	81.6929	69.2122	877.6874	9990.517	126.1968	-35.4972
IQR	150.2650	0.0283505	5.85915	52.8520	26.3499	54.9966	30.1665	292.6125	4477.229	52.8520	26.3499
OL	86.6628	0.8082526	10.53603	-5.9331	258.6281	-55.7985	-6.2041	146.1563	-1202.556	-5.9331	-101.3719
OU	687.7230	0.9216547	33.97264	205.4747	364.0277	164.1877	114.4620	1316.6061	16706.361	205.4747	4.0277

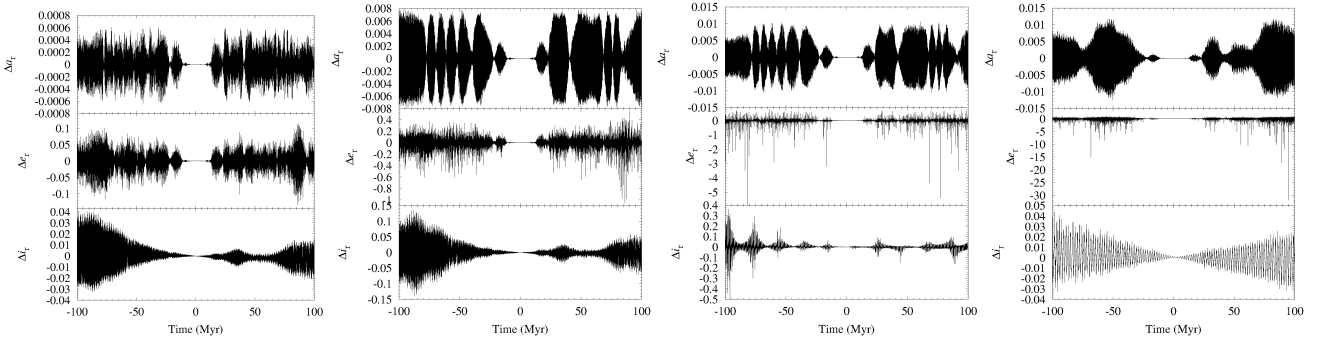


Figure 1. Relative variations, with respect to the case without Planet Nine, of the values of the orbital parameters semimajor axis, eccentricity and inclination of the Jovian planets —Jupiter, left-hand panels, to Neptune, right-hand panels— subjected to the perturbation due to the nominal orbit of Planet Nine.

by Batygin & Brown (2016) could be: $a = 700$ au, $e = 0.6$, $i = 30^\circ$, $\Omega = 113^\circ$ and $\omega = 150^\circ$, with $f = 117:8$ at present time. We have computed the orbital evolution of the six ETNOs included in Table 1 subjected to the perturbation of Planet Nine for ± 200 Myr. Our results are summarized in Fig. 2 that corresponds to the nominal orbits of the six ETNOs subjected to the action of planet Nine as discussed in Fienga et al. (2016). They indicate that the orbital evolution of several of the objects displayed could be more chaotic into the future than it used to be in the past. This time asymmetry suggests that, within the Planet Nine hypothesis, the ETNOs might be a transient population that evolves from relatively stable orbits into rather unstable ones. In particular, the future orbital evolution of 2004 VN₁₁₂, 2007 TG₄₂₂ and 2013 RF₉₈ is very unstable in this case. Using control orbits for the ETNOs slightly different from the nominal ones, but within 1σ , produces similar results. The same can be said if it is assumed that Planet Nine is currently located at aphelion and/or that $\Omega \sim 90^\circ$ but leaving the values of the other orbital parameters unchanged. Fig. 2 clearly shows that the orbital evolution of several of the six ETNOs is eventually affected by Neptune (and other Jovian planets) as their eccentricities become close to 1 (2004 VN₁₁₂ and 2007 TG₄₂₂) or its semimajor axis becomes dangerously small (2013 RF₉₈). Fig. 3 shows the pre-ejection evolution of one of the control orbits of

2007 TG₄₂₂ that ends in ejection from the Solar system; the object turns retrograde following a dynamical pathway that resembles closely the one described for comet 96P/Machholz 1 in de la Fuente Marcos et al. (2015). Multiple orbit realizations of the ETNOs 2004 VN₁₁₂, 2007 TG₄₂₂ and 2013 RF₉₈ evolve into retrograde objects and/or are ejected from the Solar system within the simulation time. This behaviour has been previously documented in simulations by Gomes, Soares & Brasser (2015) and Batygin & Brown (2016). Only the orbits of (90377) Sedna and 2012 VP₁₁₃ remain relatively well confined in orbital parameter space in Fig. 2. However, longer integrations (not shown) indicate that, for this particular orbit, the six ETNOs could be ejected from the Solar system within 1.5 Gyr from now. It is clear that, in general, the assumption made by Batygin & Brown (2016) —that the singled out ETNOs were largely unaffected by the presence of Neptune— breaks up relatively rapidly once the perturbation from Planet Nine is taken into account. This is to be expected within the context of an axial anti-alignment scenario because the average value of $\Delta\varpi$ —using this hypothetical orbit and the data from Table 1— is nearly 153° , relatively far from the critical value of 180° . So the question is, how is the orbital evolution of the ETNOs affected if we enforce the $\Delta\varpi \sim 180^\circ$ condition?

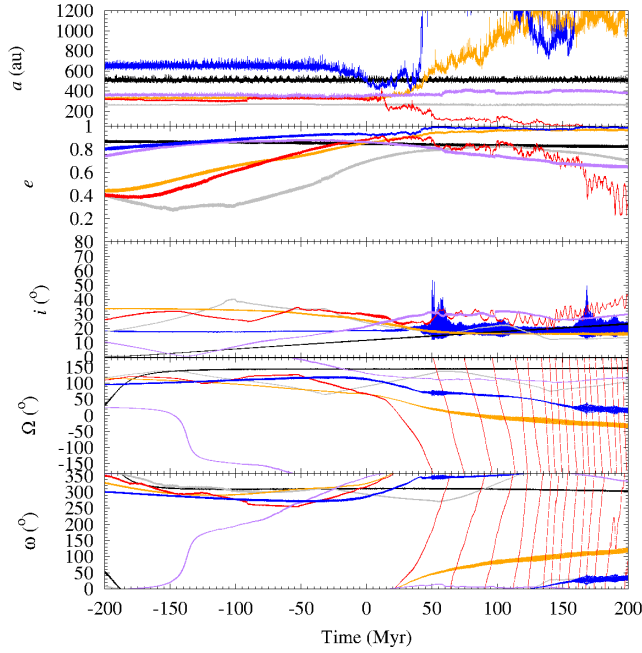


Figure 2. Orbital evolution of the six ETNOs in Table 1 subjected to the nominal Planet Nine perturbation (see the text for details): (90377) Sedna (black), 2004 VN₁₁₂ (orange), 2007 TG₄₂₂ (blue), 2010 GB₁₇₄ (purple), 2012 VP₁₁₃ (grey) and 2013 RF₉₈ (red).

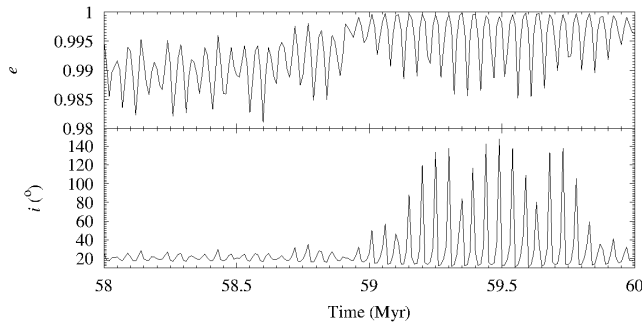


Figure 3. Detail of the pre-ejection evolution of 2007 TG₄₂₂ for a simulation different from the one displayed in Fig. 2.

4 IMPACT OF OTHER SOLUTIONS

Here, we present results from two representative simulations that consider candidate Planet Nine orbits with $\Delta\Omega \sim 0^\circ$ and $\Delta\varpi \sim 180^\circ$.

4.1 Orbit A

Fig. 4 shows the orbital evolution of the same objects displayed in Fig. 2 but subjected to the perturbation of a $10 M_\oplus$ planet moving along the orbit: $a = 701$ au, $e = 0.6$, $i = 33^\circ$, $\Omega = 89^\circ$ and $\omega = 142^\circ$, with $f = 180^\circ$ at $t = 0$. Now $\Delta\varpi = 185^\circ$ and the overall evolution is far more stable than that in Fig. 2; no objects turn retrograde and/or are ejected during the displayed time. The values of e and i remain within narrow limits, but ω circulates for two objects, 2010 GB₁₇₄ and 2013 RF₉₈. The values of the orbital elements of 2007 TG₄₂₂, that was the most unstable in Section 3, remain well confined.

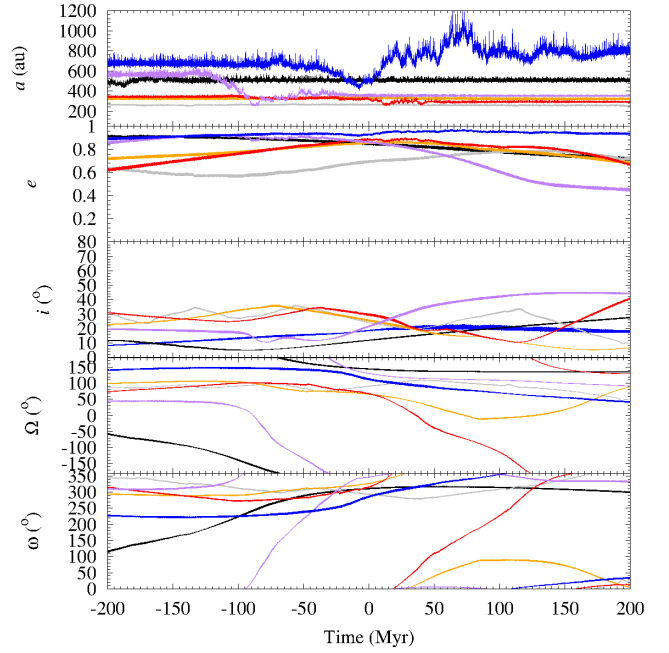


Figure 4. Similar to Fig. 2 but for one representative solution with $\Delta\varpi \sim 180^\circ$ (see the text for details).

4.2 Orbit B

The previous calculations suggest that the orbital evolution of the ETNOs subjected to Planet Nine perturbation could be more unstable into the future. For this reason, in this integration we neglect the past evolution of the ETNOs and focus on the future. The orbit of Planet Nine used here is: $a = 700$ au, $e = 0.6$, $i = 30^\circ$, $\Omega = 102^\circ$ and $\omega = 134^\circ$, with $f = 180^\circ$ at $t = 0$. In this case $\Delta\Omega = 0^\circ$ and $\Delta\varpi = 180^\circ$. Fig. 5 shows the orbital evolution of the same objects displayed in Figs 2 and 4. Now, 2007 TG₄₂₂ becomes an eccentric but stable co-orbital trapped in the 1:1 mean motion resonance with Planet Nine after ~ 160 Myr (this is also observed sometimes for orbit A). Co-orbital motion is possible at high eccentricity (see e.g. Namouni, Christou & Murray 1999). The overall orbital evolution of the six ETNOs under this incarnation of Planet Nine is more stable than that in Fig. 2, but less stable than the one associated with orbit A (see Fig. 4). Several objects exhibit Kozai dynamics (Kozai 1962), including 2012 VP₁₁₃ that also experiences this behaviour for the previous two orbits.

5 DISCUSSION AND CONCLUSIONS

The resonant coupling mechanism described in Batygin & Brown (2016), with some fine tuning, can shepherd some ETNOs and explain their unusual orbital patterns. It can also create dynamical pathways that may deliver objects to high inclination or even retrograde orbits, and place ETNOs within Kozai resonances. This last feature is shared with the scenarios discussed in Trujillo & Shepard (2014), de la Fuente Marcos & de la Fuente Marcos (2014) or de la Fuente Marcos et al. (2015) although the origin is different. Within the Planet Nine paradigm, Kozai behaviour is a by-product of mean motion resonances.

Innanen et al. (1997) and Tanikawa & Ito (2007) performed numerical experiments to measure the strength of the gravitational coupling among the known planets against external perturbation.

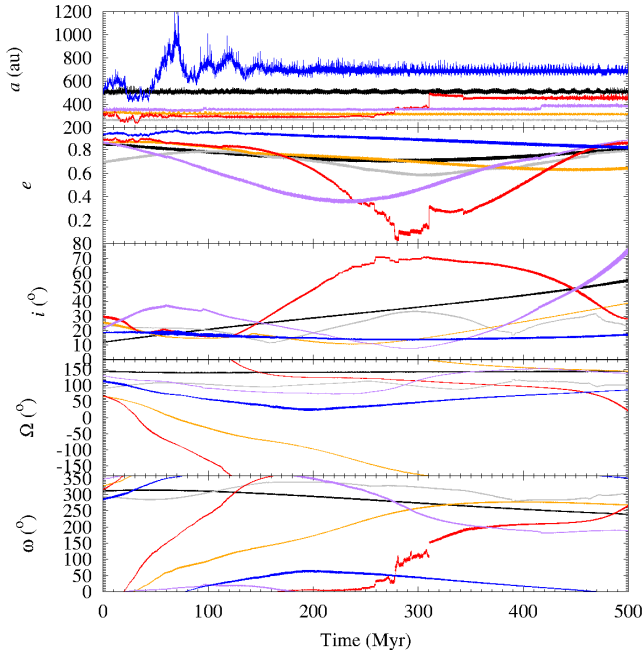


Figure 5. Orbital evolution into the future for a representative solution with $\Delta\Omega = 0^\circ$ and $\Delta\varpi = 180^\circ$ (see the text for details). Colours as in Fig. 2.

They concluded that, for relatively short integrations, the two sub-systems pointed out above were able to absorb efficiently a perturbation several orders of magnitude stronger than that of a putative Planet Nine. This result can be used to guess the answer to the question, is Planet Nine alone or are there more? Planet Nine, if it exists, moves in an elongated orbit that may be vulnerable to long-term secular perturbations resulting from the Galactic tide or discrete events like close encounters with passing stars. In this context, a lone Planet Nine may not be able to survive in its present orbit for the age of the Solar system (see Li & Adams 2016), but a planet within a planetary group has better chances to be long-term stable. Therefore, if Planet Nine exists, it is probably not alone; planets similar to Uranus or Neptune (super-Earths) may also form at 125–750 au from the Sun (Kenyon & Bromley 2015, 2016).

In this Letter, we have explored the dynamical impact of the Planet Nine scenario on the six ETNOs originally linked to the hypothesis proposed by Batygin & Brown (2016). This study has been performed using N -body techniques. Our main conclusions are as follows.

- The nominal orbit of Planet Nine as described in Fienga et al. (2016) can keep the orbits of (90377) Sedna and 2012 VP₁₁₃ relatively well confined in orbital parameter space for hundreds of Myr but it may make the orbits of 2004 VN₁₁₂, 2007 TG₄₂₂ and 2013 RF₉₈ very unstable on time-scales of dozens of Myr, turning them retrograde and triggering their ejection from the Solar system.
- Modifying the orbit in Fienga et al. (2016) by assuming that Planet Nine is currently located at aphelion and/or that $\Omega \sim 90^\circ$ does not make the orbits of 2004 VN₁₁₂, 2007 TG₄₂₂ and 2013 RF₉₈ more stable and short-term ejections are still observed.
- Slightly modified solutions for Planet Nine’s orbit that enforce apsidal anti-alignment produce a far more stable dynamical evolution of 2004 VN₁₁₂, 2007 TG₄₂₂ and 2013 RF₉₈.
- Orbital solutions with $\Delta\Omega \sim 0^\circ$ and $\Delta\varpi \sim 180^\circ$ induce Kozai dynamical evolution for several of the ETNOs studied here.
- The orbital evolution of 2007 TG₄₂₂ is particularly sensitive to

the details of the Planet Nine hypothesis. In some implementations the object turns retrograde to be eventually ejected from the Solar system, but in others it becomes a stable co-orbital of Planet Nine.

- For the nominal Planet Nine hypothesis, the ETNOs are a transient population with a typical lifetime of a few hundreds of Myr.

ACKNOWLEDGEMENTS

We thank the anonymous referee for his/her constructive and helpful report, and D. P. Whitmire, G. Carraro, D. Fabrycky, A. V. Tutukov, S. Mashchenko, S. Deen and J. Higley for comments on ETNOs and trans-Plutonian planets. This work was partially supported by the Spanish ‘Comunidad de Madrid’ under grant CAM S2009/ESP-1496. In preparation of this Letter, we made use of the NASA Astrophysics Data System, the ASTRO-PH e-print server and the MPC data server.

REFERENCES

- Aarseth S. J., 2003, Gravitational N-body simulations. Cambridge Univ. Press, Cambridge, p. 27
- Batygin K., Brown M. E., 2016, *AJ*, 151, 22
- Bromley B. C., Kenyon S. J., 2014, *ApJ*, 796, 141
- Bromley B. C., Kenyon S. J., 2016, *ApJ*, submitted (arXiv:1603.08010)
- Brown R. B., Firth J. A., 2016, *MNRAS*, 456, 1587
- Chambers J. E., 1999, *MNRAS*, 304, 793
- de la Fuente Marcos C., de la Fuente Marcos R., 2012, *MNRAS*, 427, 728
- de la Fuente Marcos C., de la Fuente Marcos R., 2014, *MNRAS*, 443, L59
- de la Fuente Marcos C., de la Fuente Marcos R., 2016, *MNRAS*, 459, L66
- de la Fuente Marcos C., de la Fuente Marcos R., Aarseth S. J., 2015, *MNRAS*, 446, 1867
- Fienga A., Laskar J., Manche H., Gastineau M., 2016, *A&A*, 587, L8
- Giorgini J. D. et al., 1996, *BAAS*, 28, 1158
- Gomes R. S., Soares J. S., Brasser R., 2015, *Icarus*, 258, 37
- Innanen K. A., Zheng J. Q., Mikkola S., Valtonen M. J., 1997, *AJ*, 113, 1915
- Innanen K., Mikkola S., Wiegert P., 1998, *AJ*, 116, 2055
- Ito T., Tanikawa K., 1999, *Icarus*, 139, 336
- Ito T., Tanikawa K., 2002, *MNRAS*, 336, 483
- Kenyon S. J., Bromley B. C., 2015, *ApJ*, 806, 42
- Kenyon S. J., Bromley B. C., 2016, *ApJ*, submitted (arXiv:1603.08008)
- Klafke J. C., Ferraz-Mello S., Michtchenko T., 1992, in Ferraz-Mello S., ed., *Proc. IAU Symp. 152: Chaos, Resonance, and Collective Dynamical Phenomena in the Solar System*. Kluwer, Dordrecht, p. 153
- Kozai Y., 1962, *AJ*, 67, 591
- Laskar J., 1989, *Nature*, 338, 237
- Laskar J., 1990, *Icarus*, 88, 266
- Laskar J., 1994, *A&A*, 287, L9
- Laskar J., 2008, *Icarus*, 196, 1
- Laskar J., Fienga A., Gastineau M., Manche H., 2011, *A&A*, 532, A89
- Li G., Adams F. C., 2016, *ApJ*, XXX, LXX (arXiv:1602.08496)
- Makino J., 1991, *ApJ*, 369, 200
- Mustill A. J., Raymond S. N., Davies M. B., 2016, *MNRAS*, XXX, LXX (arXiv:1603.07247)
- Namouni F., Christou A. A., Murray C. D., 1999, *Phys. Rev. Lett.*, 83, 2506
- Standish E. M., 1998, *JPL Planetary and Lunar Ephemerides, DE405/LE405*, Interoffice Memo. 312.F-98-048, Jet Propulsion Laboratory, Pasadena, CA
- Tanikawa K., Ito T., 2007, *PASJ*, 59, 989
- Trujillo C. A., Sheppard S. S., 2014, *Nature*, 507, 471

This paper has been typeset from a $\text{\TeX}/\text{\LaTeX}$ file prepared by the author.