


# A supernova feedback implementation for the astrophysical simulation software Arepo

Master's thesis in physics by André-Patrick Bubel, 2015



This Master's thesis has been carried out by André-Patrick Bubel (born in Hadamar on July 9th, 1987) at the Institute for Theoretical Astrophysics (ITA) in Heidelberg under the supervision of Prof. Dr. Ralf S. Klessen, Dr. Simon C. O. Glover and Dr. Rowan J. Smith.

 This work by André-Patrick Bubel is licensed under a *Creative Commons Attribution Non-Commercial ShareAlike 4.0 International License*, with the exception of Appendix C.1, C.2 and D. For further information see <http://creativecommons.org/licenses/by-nc-sa/4.0/>

For Appendix D the License under Appendix C.1 applies.

The source code in Appendix B is also licensed under the GNU General Public License version 3.0. For the license text see Appendix C.2.

Original thesis submission date: August 01, 2015

Build date: April 25, 2016

You can contact the author via email at [masterthesis@andre-bubel.de](mailto:masterthesis@andre-bubel.de)

The sourcecode for generating this thesis and the software written for it will be available at <https://masterthesis.andre-bubel.de/>





In memory of my father, Wolfgang Bubel.



# Abstract

## English

Supernova (SN) explosions play an important role in the development of galactic structures. The energy and momentum imparted on the interstellar medium (ISM) in so-called "supernova feedback" drives turbulence, heats the gas, enriches it with heavy elements, can lead to the formation of new stars or even suppress star formation by disrupting stellar nurseries. In the numerical simulation at the sub-galactic level, not including the energy and momentum of supernovas in the physical description of the problem can also lead to several problems that might partially be resolved by including a description of supernovas.

In this thesis such an implementation is attempted for the combined numerical hydrodynamics and N-body simulation software **Arepo** (Springel, 2010) for the high density gas in the ISM only. This allows supernova driven turbulence in boxes of 400pc cubed to be studied. In a stochastic process a large amount of thermal energy is imparted on a number of neighbouring cells, mimicking the effect of a supernova explosions.

We test this approach by modelling the explosion of a single supernova in a uniform density medium and comparing the evolution of the resulting supernova remnant to the theoretically-predicted behaviour. We also run a simulation with our feedback code and a fixed supernova rate derived from the Kennicutt-Schmidt relation (Kennicutt, 1998) for a duration of about 20 Myrs. We describe our method in detail in this text and discuss the properties of our implementation.



# Deutsch

Supernovas (SN) spielen eine wichtige Rolle in der Bildung von galaktischen Strukturen. Energie und Impuls die vom sogenannten “supernova feedback” auf das interstellare Medium übertragen wird, erzeugt Turbulenz, heizt das Gas, reichert es mit schweren Elementen an, führt zu der Bildung von neuen Sternen oder gar zu der Unterdrückung von Sternentstehung, wenn deren Entstehungsgebiete zerstört werden. Wenn solch ein Energie- und Impulsübertrag durch Supernovas in numerischen Simulationen nicht berücksichtigt wird, kann dies zu Problemen führen.

In dieser Arbeit wird eine Implementierung einer solchen Methode für die Hydrodynamik- und N-Körpersimulationssoftware **Arepo** (Springel, 2010) versucht. Durch einen stochastischen Prozess wird eine große Menge thermischer Energie auf eine kleine Zahl benachbarter Zellen aufgeprägt, welches den Einfluss einer Supernova imitiert.

Wir testen das generelle Verhalten zunächst von einzelnen Supernovas in einem gleichförmigen Medium konstanter Dichte und vergleichen die Entwicklung der Explosion mit deren theoretischem Verhalten. Außerdem lassen wir eine Simulation mit unserer Implementation laufen, wobei die Supernova-Rate von der Kennicutt-Schmidt-Relation (Kennicutt, 1998) abgeleitet ist. Diese Simulation umfasst ungefähr 20 Myrs. Details unserer Methode werden im folgenden Text diskutiert und Eigenschaften der Implementation erläutert.



# Changelog

This version was prepared for publication on <https://arxiv.org/>, and published after submitting the original version for my master's degree.

## arXiv version 2

Removed section 3.4 and most of the discussion in 4.1. I might have worded my critique a bit too harshly, and a significant amount of issues were already addressed since the original submission. These sections may need rework and further objective underpinning.

I want to apologize to Prof. Springel and other Arepo coauthors if this misrepresented the quality of their work.

Smaller changes:

- Removed unused lines from templates for Arepo config files
- Added date of original submission to copyright section
- Clarified applicability of the SN code in the abstract and conclusion

## arXiv version 1

Some changes to the originally submitted version were necessary to accommodate for the arXiv publishing pipeline:

- Added reference for **GNU parallel**
- Reduced image size, to shrink PDF file size
- Used **pdflatex**, as  $X_{\text{}}\text{\LaTeX}$  is not available with arXiv's typesetting pipeline
- Used default  $\text{\LaTeX}$  fonts
- `__init__.py` file removed from listings

## *Changelog*

- Link added to source code
- Improved formatting of license URL
- Added Changelog section



# Acknowledgements

I foremost thank Dr. Simon C. O. Glover and Dr. Rowan J. Smith for mentoring, supervision and feedback during writing of my thesis.

Thanks to Eduard Bopp, Jon Ramsey, Mai Sasaki, and the countless authors of free software that I used in the preparation of this thesis.

Tobias Förtsch, Kai Salm and my brother Pascal Bubel gave useful feedback for improving this text.

I thank Prof. Dr. Volker Springel for giving access to **Arepo**.

The simulations in this thesis were carried out on the MilkyWay cluster, which is supported by the DFG via SFB 881 (sub-project Z2) and SPP 1573.

Finally, without support of my friends and family my thesis and finishing my undergraduate studies wouldn't have been possible. Thank you all!



# Units

Mainly SI units are used in this thesis. For handling unit conversions the **Python** package **Pint** version 0.6 is used (Grecco et al., 2015). Constant values are based mainly on Mohr, Taylor, and Newell (2012).

The mass of the isotope  $^1\text{H}$  -  $m_{\text{H}}$  - is not a default unit provided by **Pint**. We use the value of Emsley (1995),  $m_{\text{H}} = 1.007\,825\text{ u}$ .

The value of the solar mass ( $M_{\odot} = 1.989 \times 10^{30}\text{ kg}$ ), astronomical unit ( $\text{au} = 1.495\,98 \times 10^{11}\text{ m}$ ) and parsec ( $\text{pc} = 3.085\,678 \times 10^{16}\text{ m}$ ) is taken from the **Arepo** source code for consistency. Constants in the **Arepo** source code are those defined in the file *allvars.c*.

**Arepo** uses a user defined unit system, specified in the run-time configuration file in cgs (“centimetre, grams, seconds”) units, internally as well as in input and output files. The units used during the simulation step therefore also needs to be known in the pre- and post-processing steps.

The default unit and constant definition file for **Pint** is printed verbatim in Appendix D. The custom unit definition file *units.txt* (see B.72) overwrites the default definitions and adds custom units. The internal code units for **Arepo** simulation runs are also defined there.

Other units used in the text are

- The Unified Atomic Mass Unit:  $u = 1.660\,538\,782 \times 10^{-27}\text{ kg}$  (Mohr, Taylor, and Newell, 2012)
- The erg, the energy unit of the CGS system:  $1\text{ erg} = 10^{-7}\text{ J}$



# Contents

<b>Changelog</b>	<b>xi</b>
<b>Acknowledgements</b>	<b>xiii</b>
<b>Units</b>	<b>xv</b>
<b>1 Introduction</b>	<b>1</b>
1.1 Stellar evolution and supernova explosions . . . . .	2
1.2 Astrophysical simulations . . . . .	3
1.3 The astrophysical simulation software Arepo . . . . .	6
1.4 The Interstellar Medium (ISM) . . . . .	7
1.5 Supernova feedback . . . . .	10
1.5.1 Supernova time evolution in a uniform ISM . . . . .	10
1.5.2 The Sedov-Taylor blast wave solution . . . . .	11
1.6 Implementation of supernova feedback in astrophysical simulations	16
1.7 Recent works . . . . .	16
1.8 Overview . . . . .	19
<b>2 Methods</b>	<b>21</b>
2.1 Our implementation . . . . .	21
2.2 Software . . . . .	23
2.2.1 Simulation setup . . . . .	23
2.2.2 Other . . . . .	25
2.3 Plots . . . . .	26
2.3.1 Slices and projection plots . . . . .	26
2.3.2 Histograms . . . . .	27
2.3.3 Radius of supernovae . . . . .	27
2.3.4 Velocity dispersion . . . . .	27
2.4 Simulation on Milkyway . . . . .	28

## Contents

2.5	Simulations . . . . .	28
2.5.1	Isolated supernovae . . . . .	30
2.5.2	Feedback . . . . .	31
<b>3</b>	<b>Discussion of results</b>	<b>35</b>
3.1	Single supernovae . . . . .	35
3.2	Supernova feedback . . . . .	48
3.3	Testing the driving scheme . . . . .	65
<b>4</b>	<b>Conclusion</b>	<b>67</b>
4.1	Further work . . . . .	67
<b>A</b>	<b>Bibliography</b>	<b>69</b>
<b>B</b>	<b>Source code</b>	<b>79</b>
B.1	arepo-sne/sne/sne.c . . . . .	79
B.2	arepo-sne/sne/sne.h . . . . .	87
B.3	arepo-sne/sne/sne_def.c . . . . .	87
B.4	arepo-sne/sne/sne_def.h . . . . .	87
B.5	pint/constants_en.txt . . . . .	88
B.6	pint/default_en.txt . . . . .	89
B.7	supernova/configfiles/1000Mys.in . . . . .	96
B.8	supernova/configfiles/100Mys.in . . . . .	96
B.9	supernova/configfiles/1Mys.in . . . . .	96
B.10	supernova/configfiles/72h.in . . . . .	96
B.11	supernova/configfiles/box_size_100pc.in . . . . .	96
B.12	supernova/configfiles/box_size_10kpc.in . . . . .	97
B.13	supernova/configfiles/box_size_1kpc.in . . . . .	97
B.14	supernova/configfiles/box_size_200pc.in . . . . .	97
B.15	supernova/configfiles/box_size_2kpc.in . . . . .	97
B.16	supernova/configfiles/box_size_400pc.in . . . . .	97
B.17	supernova/configfiles/defaults.in . . . . .	98
B.18	supernova/configfiles/density_100u.in . . . . .	98
B.19	supernova/configfiles/density_10u.in . . . . .	98
B.20	supernova/configfiles/density_10u_400pc.in . . . . .	99
B.21	supernova/configfiles/density_1u.in . . . . .	99
B.22	supernova/configfiles/feedback.in . . . . .	99

B.23	supernova/configfiles/job_radius_0.5.in	99
B.24	supernova/configfiles/job_radius_0.in	100
B.25	supernova/configfiles/job_radius_1.in	100
B.26	supernova/configfiles/job_radius_10.in	100
B.27	supernova/configfiles/job_radius_2.in	100
B.28	supernova/configfiles/job_radius_5.in	100
B.29	supernova/configfiles/job_radius_7.5.in	101
B.30	supernova/configfiles/job_run_1M.in	101
B.31	supernova/configfiles/job_run_2M.in	101
B.32	supernova/configfiles/job_run_8M.in	101
B.33	supernova/configfiles/machine_grable.in	101
B.34	supernova/configfiles/machine_milkyway.in	102
B.35	supernova/configfiles/mpi_192_processors.in	102
B.36	supernova/configfiles/mpi_96_processors.in	102
B.37	supernova/configfiles/name_single.in	103
B.38	supernova/configfiles/nochemistry.in	103
B.39	supernova/configfiles/noenergy.in	103
B.40	supernova/configfiles/norefinement.in	103
B.41	supernova/configfiles/noselfgravity.in	103
B.42	supernova/configfiles/optical_thin_chemistry.in	104
B.43	supernova/configfiles/supernova_test.in	104
B.44	supernova/env.py	104
B.45	supernova/make_jobs_grable.sh	104
B.46	supernova/make_jobs_milkyway.sh	107
B.47	supernova/mktml.py	109
B.48	supernova/plot_max.py	111
B.49	supernova/postprocess_all.sh	117
B.50	supernova/py/cache_quantities.py	118
B.51	supernova/py/plot.py	124
B.52	supernova/py/plot_energy.py	137
B.53	supernova/py/plot_radial.py	140
B.54	supernova/py/plot_sne.py	143
B.55	supernova/py/sim.py	147
B.56	supernova/py/util.py	152
B.57	supernova/templates/Config.sh	159

## Contents

B.58	supernova/templates/clean.sh	161
B.59	supernova/templates/jellyrc	161
B.60	supernova/templates/movies.sh	161
B.61	supernova/templates/params.txt	162
B.62	supernova/templates/plot_radial.yaml	165
B.63	supernova/templates/plots.sh	166
B.64	supernova/templates/postprocess.sh	168
B.65	supernova/templates/prepare.sh	168
B.66	supernova/templates/print_env.sh	169
B.67	supernova/templates/redo_slices.sh	170
B.68	supernova/templates/run_clean.sh	170
B.69	supernova/templates/run_mpi.sh	170
B.70	supernova/templates/run_mpi_plots.sh	171
B.71	supernova/templates/run_mpi_restart.sh	171
B.72	supernova/templates/units.txt	172
B.73	supernova/templates/plot.yaml	172
B.74	supernova/tests.sh	180
<b>C</b>	<b>Licenses</b>	<b>181</b>
C.1	Pint	181
C.2	GPL	184
<b>D</b>	<b>Pint unit definitions</b>	<b>205</b>
D.1	pint/constants_en.txt	205
D.2	pint/default_en.txt	206



# 1 Introduction

Feedback from supernovas (SN), the violent end of stars in energetic explosions, plays an important part in driving the turbulence in the interstellar medium (ISM) and pressurizing it (Norman and Ferrara, 1996; Mac Low and Klessen, 2004; Joung and Mac Low, 2006; Gent et al., 2013). It also has a role in regulating the rate of star formation by on the one hand disrupting stellar nurseries, where heavy, short lived stars explode relatively soon after their birth, and on the other hand destabilizing molecular clouds leading to their collapse and enriching the interstellar medium with gas and heavy elements (Ferrière, 2001; Hopkins, Quataert, and Murray, 2011).

While N-body simulations of pure dark matter, without incorporating “baryonic” physics historically have made important contributions in large scale structure and galaxy formation, inconsistencies with observations, like the cusp-core problem (De Blok, 2009), hint at the limits of such simulations. General multi-purpose astrophysical hydrodynamic simulation software packages, like **FLASH** (Fryxell et al., 2000), **ENZO** (O’shea et al., 2005; Bryan et al., 2014), **GADGET** (Springel, Yoshida, and White, 2001; Springel, 2005b), and its successor **Arepo** (Springel, 2010), among others, using various approaches, are now state-of-the-art for large scale simulations, and have been applied to varying scales, from star formation, planet formation, simulations of the interstellar medium, galaxy formation and structure formation. Treatments of other physical processes like chemistry in the ISM, radiative transfer and star formation and feedback processes have been implemented in many of these packages. Supernova feedback is needed for a realistic treatment of the ISM and galactic matter cycle.

In this thesis a supernova feedback scheme by injection of thermal energy is implemented for the multi-physics simulation software **Arepo**. Stochastically a fixed amount of thermal energy is added to a spherical region in random locations in the simulation domain. The general approach is tested for single supernova explosions, where the energy is applied in the initial conditions. Problems in the volume estimates of the supernova region limits the significance of these simula-

tions. The actual implementation is tested in a simulation of a periodic box with initially uniform density and a fixed supernova rate.

### 1.1 Stellar evolution and supernova explosions

Stars form from clouds of gas that collapse gravitationally. The gas heats up while being compressed, finally leading to the ignition of nuclear fusion in the stellar core. The radiation pressure keeps the new formed star from further collapse.

The main fusion process of lighter stars - the p-p chain - creates  ${}^4\text{He}$  by first fusing two protons to form deuterium, which in turn fuses to  ${}^3\text{He}$  and then into  ${}^4\text{He}$ . Heavier stars create  ${}^4\text{He}$  in a catalytic process - the CNO-cycle - involving carbon, nitrogen and oxygen (Salaris and Cassisi, 2005).

Although brightness and size of the star change during this burning phase, it only changes massively when most of its hydrogen is used up. Then, without the radiation pressure supporting the core, the star shrinks until the temperature and density increase to the point at which helium fusion begins (Only the lightest stars under  $0.1 M_{\odot}$  might avoid this phase and collapse to white dwarfs without igniting helium burning). After this point the development of stars of different masses varies, though in general more heavy elements are produced in cascading steps up to the production of iron. Just heaviest stars reach the latest phases (Heger et al., 2003).

Heavier elements are not formed in this process, as the fusion of heavier elements than  ${}^{56}\text{Fe}$  uses more energy than it produces. Depending on the initial mass and metallicity (the fraction of heavier elements in comparison to hydrogen and helium) of the star, stars end their life in different ways. Most single stars, those with not enough mass to form neutron stars, finally collapse to white dwarfs, with electron degeneracy pressure stabilizing the remnant. Heavier stars collapse to neutron stars or black holes, or are destroyed in so-called pair-instability supernovas (Heger et al., 2003).

Depending on the initial mass and metallicity, which determines the mass lost during the stars lifetime in stellar winds, the star collapses directly to a black hole without ejecting much mass, form black holes, after some mass is ejected and falls back, or form neutron stars, remnants stabilized due to neutron degeneracy pressure. Most of these processes release large amount of energy, detectable

as bright, temporary objects, so-called “supernovas”, often outshining their host galaxies (Heger et al., 2003).

Another type of similarly violent events - Type Ia supernovas - are likely produced when a white dwarf accretes so much matter from a companion star that it collapses when the electron degeneracy pressure is overcome. Both processes can produce more than  $10^{44}$  J of kinetic energy, which is rapidly converted to thermal energy by strong shocks in the expanding supernova ejecta. However, in some cases, the energy input can be much less, for instance if the star directly collapses to a black hole (Heger et al., 2003).

## 1.2 Astrophysical simulations

The typical approach of experimental physics is to disprove theories with laboratory experiments, that are postulated in the context of theoretical physics. Real systems oftentimes can not be realistically replicated in a laboratory setting, especially large scale planetary or astrophysical systems, like the interior of stars, the structure of planetary systems and galaxies, or even the universe as a whole. Then it is only possible to observe such systems as they unfold in nature, and trying to explain them, again, with physical theories.

Oftentimes simple theories are not able to produce results that are consistent with reality and even simple systems, e.g. the general dynamics of more than three gravitationally interacting particles, generally can not be solved analytically.

The field of computational physics in some sense bridges the classical divide between theoretical and experimental physics. It makes use of the possibility to solve ever more complex systems numerically and complex interacting systems are modelled with algorithms. These “simulations” can provide a “mock laboratory” to study systems that are out of the scope of classical experiments.

As computer time is a limited resource, there is a trade-off between increasing the accuracy of the numerical simulations (either by increasing the resolution of discretization, or using better, but more computationally involved algorithms), or adding additional physics to the simulation.

Galactic and cosmological simulations often limit themselves to purely gravitationally interacting “particles”, which approximate, depending on the scope of the simulation, whole galaxy clusters, down to individual stars, in so called N-body simulations.

## 1 Introduction

As gravitational forces are long reaching, the force of even far away masses need to be considered in the calculation of the movement of the individual particles. The computational cost of the naive approach, the direct summation of gravitational forces of all other particles for each individual particle, scales quadratically with the number of particles  $N$ , i.e. the computational cost is of order  $\mathcal{O}(N^2)$ . Either solving the Poisson equation on a grid, a so-called “particle-mesh” approach, which can be done efficiently in Fourier space using the Fast Fourier Transform (FFT), or embedding the particles in a tree structure (typically a quad-tree in 2D and an octree 3D in simulations) and combining the masses of far away particles into a single virtual one (known as the Barnes-Hut tree method (Barnes and Hut, 1986)), can lower the complexity down to  $\mathcal{O}(N \log N)$  on average, potentially sacrificing accuracy and increasing the complexity of implementing the software. Both methods can also be combined in a “TreePM” approach (Bagla, 2002; Springel, 2005b).

Especially the simulation of dark matter, that largely dominates structure formation, galaxy formation and the overall dynamics of galaxies, are well suited for a pure N-body approach, as almost 84.5% of the total matter content of the universe is non-baryonic (Planck Collaboration et al., 2014). One large scale project was the Millennium simulation run (Springel, 2005a), a cold dark matter N-body simulation, with cosmic expansion due to dark energy ( $\Lambda$ CDM), using the software **GADGET 2** (Springel, 2005b) with  $2160^3 \simeq 10^{10}$  particles.

But simulations only considering dark matter (e.g. of galaxy formation) show several problems. One is the cusp-core problem, where the central bulge of simulated CDM galaxies have a different radial density profile than real, observed galaxies (De Blok, 2009). Considering the baryonic content of galaxies, and simulating interstellar gas, stellar feedback, e.g. stellar winds, supernovas, and radiative heating, seem to alleviate those problems to some degree (Valenzuela et al., 2007; De Blok, 2009).

On the other hand the study of the interstellar medium in itself is an interesting field. A large fraction of the baryonic mass of galaxies is not bound in stars, but spread throughout galaxies as molecular, atomic or ionized gas (mostly hydrogen and helium, with varying degree of “metals”, all other elements in the context of astrophysics (Spitzer Jr, 1978)), and small dust grains. Non-equilibrium hydrodynamics is needed to understand the behaviour of this gas fraction. Com-

plex heating and cooling processes, e.g. radiative heating by stars and metal line cooling, add additional complexities to the numerical descriptions of the ISM.

There are several general approaches to simulate hydrodynamical systems. The most prominent are the Lagrangian smoothed-particle hydrodynamics (SPH) and Eulerian, mesh-based schemes. SPH describes the gas as particles, with the gas properties spread between them. A larger number of particles can be positioned, where a high simulation resolution is desired (for instance at fluid boundaries, in shocks and turbulent regions) e.g. by just advecting the particles with the fluid flow. This high adaptability is desirable, as computer time is mostly spend where it is needed.

In mesh based schemes the simulation domain is divided into cells, often regular rectangles (in 2D) or cubes (in 3D), for a so-called Euclidean mesh. Several approaches are available to solve the scale invariant Navier-Stokes equations numerically on such meshes, with different trade-offs between computational efforts and accuracy. To cover the high contrasts, for instance in density between large sparse bubbles and collapsing high-density molecular clouds, a high resolution mesh is needed. Although the computational complexity is not quadratic, as in the case of gravity, because hydrodynamic forces are only short reaching, the high resolution (which scales cubic in three dimensions when dividing the domain in each Euclidean direction), makes it desirable, only to spend computing time where needed. Adaptive mesh refinement (AMR) only increases the resolution of the mesh, where it is deemed necessary, leaving it sparse where little is happening. Different schemes exist to additionally simulate the effect of magnetic fields, e.g. so-called magneto-hydrodynamics (MHD) solver. Magnetic fields might be an important factor in driving the turbulence of the ISM (Norman and Ferrara, 1996; Joung and Mac Low, 2006; Gent et al., 2013).

Additionally, instead of the Navier-Stokes equations, the discrete Boltzmann equation can be solved, forming Lattice-Boltzmann methods (LBM) (though they seem not to be used much in the context of astrophysics yet) (e.g. Xu (1997); Slyz and Prendergast (1999)). Other kinds of physics are commonly added to both schemes, e.g. treatment of star formation, radiative transfer and optic shielding, swallowing of matter by black holes, chemistry, interstellar dust and heating by cosmic rays.

SPH schemes can easily coupled to particle based N-body systems, and don't lose accuracy in regions of large bulk flow because of their Lagrangian formulation.

## 1 Introduction

On the other hand, they often have problems resolving shocks (which are common in astrophysics) as density gradients introduce spurious pressure forces (Agertz et al., 2007). Newer modified schemes might avoid this (Hopkins et al., 2014).

Mesh based schemes often have better accuracy in shocks and contact discontinuities, but as they are generally not Galilean-invariant, large bulk flows, relative to the fixed mesh, lead to lower accuracy (Springel, 2011).

Common to all these numerical schemes is, that the time evolution is divided into discrete “timesteps”. Depending on the approach, the timestep can be varied globally, or only for a subset of the domain. A “timestep criterion” determines the timestep needed to reach a certain accuracy and especially stability. Often a “Courant–Friedrichs–Lewy condition” (CFL) is used for finite volume methods, where the so-called Courant number

$$C = \frac{v\delta t}{\delta x} \leq C_{max} \tag{1.1}$$

is limited to a certain value  $C_{max}$ , where  $v$  is the velocity,  $\Delta t$  the timestep and  $\Delta x$  is the spatial size of i.e. of a cell in the domain. For explicit schemes, i.e. where fluid quantities at time  $(t + dt)$  are derived from those at time  $t$ ,  $C$  must also be smaller than one to ensure stability, i.e. it limits the movement of quantities to the size of the discretization, so that e.g. no cells are “skipped”. Other limits might be apply for stability, depending on the algorithm. The timestep criterion can be either enforced locally for varying timesteps, or globally for a global timestep.

### 1.3 The astrophysical simulation software **Arepo**

**Arepo** (Springel, 2011), a multi-physics simulation software in development by Prof. Springel et. al., based on the SPH TreePM code **GADGET 2** (Springel, 2005b), solves conservation laws of ideal hydrodynamics on an unstructured, moving mesh, “defined by the Voronoi tessellation of a set of discrete points”. A Voronoi tessellation or Voronoi decomposition, given a set of mesh generating points (or “particles”), divides a domain into “cells”, with each cell containing all points that are nearer to the corresponding mesh generating point than any others (see Fig. 1.1 for an example in two dimensions). The cell boundaries in two dimensions are convex polygons, in three dimension convex polyhedra (which are internally represented as a set of triangles or tetrahedra). The tessellation can be done effi-

ciently in a distributed fashion. The hydrodynamic equations are solved on this mesh using an approach “based on a second-order unsplit Godunov scheme”, i.e a finite-volume method that solves a Riemann problem for each domain boundary, in this case with an exact Riemann solver. When advecting the mesh generating points with the fluid flow, an (almost, as still some mass is transferred between cells) “Lagrangian formulation” is obtained, which mostly avoids the problems associated with both SPH and Eulerian mesh-based schemes. In this way it also adapts automatically the resolution of the mesh, as it depends on the local density of particles. Optionally additional refinement and derefinement of the mesh by merging and splitting of cells is supported, e.g. to limit the volume of individual cells, or focus the resolution to certain regions (Springel, 2011).

For gravity the TreePM implementation of newer versions of **GADGET** is retained, with the mesh generating points as another species of gravitationally interacting particles. Self-gravity of gas can also be enabled (Springel, 2011).

**Arepo** is implemented in C for distributed memory computers using **MPI**, the “Message Passing Interface”, a standardized communication library (Springel, 2011). At the time of writing the software source code is only available on request, but should be made open source in the future.

## 1.4 The Interstellar Medium (ISM)

The space between stars in our and other galaxies is not completely empty, but filled with gas and dust. This “interstellar medium” (ISM) is not homogeneous. The interstellar gas density and temperature varies over a large range - near the Sun from as low as  $\approx 0.01 \text{ u/cm}^3$  and  $\approx 1 \times 10^6 \text{ K}$  in the “hot ionized medium” to  $\approx 10^4 \text{ u/cm}^3$  to  $10^6 \text{ u/cm}^3$  and  $\approx 10 \text{ K}$  to  $20 \text{ K}$  in the densest regions of molecular clouds. The ISM contributes  $\approx 10\%$  to  $15\%$  of the Galactic mass, and about half of it is confined to discrete clouds (Ferrière, 2001).

The Galactic ISM is mainly composed out of hydrogen and helium, with about 1.5% in heavier elements near the sun, close to the composition of disk stars, though often “metals” (elements beside Hydrogen and Helium) are “depleted” in interstellar absorption line measurements. They are likely locked up in dust grains (Ferrière, 2001).




Figure 1.1: Voronoi tessellation of 128 randomly placed points in 2D. The dots are the cell generating points of the cells they are contained in.



The gas in the ISM can be found in different phases. A possible classification is (with typical temperatures  $T$  and number densities  $n$  in the solar neighbourhood) (Ferrière, 2001)

- Molecular gas ( $T = 10 - 20\text{K}$ ,  $n = 10^2 - 10^6\text{cm}^{-3}$ ): Molecules, like  $\text{H}_2$  and  $\text{CO}$ , or even more complex molecules, like the amino acid Glycine (Kuan et al., 2003) and polycyclic aromatic hydrocarbons (Allamandola, Tielens, and Barker, 1989), can be found in the ISM. Most of the molecular gas is located in opaque clouds, largely shielded from UV photons and cold enough to not be dissociated by collisions.
- The Cold Neutral Medium (CNM) ( $T = 50 - 100\text{K}$ ,  $n = 20 - 50\text{cm}^{-3}$ ): Neutral atomic hydrogen can be detected by the emission and absorption line of the 21 cm “forbidden” hyperfine transition of its ground state, even with its very long lifetime of  $10^7$  yrs. It can be found in sheetlike clouds, but also surrounded by atomic gas or enveloping atomic clouds. It often also can be found in thermal pressure equilibrium with a warmer atomic phase, the WNM.
- The Warm Neutral Medium (WNM) ( $T = 60000 - 100000\text{K}$ ,  $n = 0.2 - 0.5\text{cm}^{-3}$ ): Warmer hydrogen gas is mainly found spread out between molecular and atomic clouds. It can also be detected via the 21 cm line.
- The Warm Ionized Medium (WIM) ( $T \sim 8000\text{K}$ ,  $n = 0.2 - 0.5\text{cm}^{-3}$ ): Hot, young O and B stars ionize their surrounding hydrogen gas, as they strongly emit in the UV spectrum. These ionized clouds are the main contributors to ionized gas in the galactic plane. Additionally a thin component outside of clouds and reaching above and below the galactic plane can be observed, in parts explainable by channels driven into the ISM by radiation and winds from O and B stars.
- The Hot Ionized Medium (HIM) ( $T \sim 1 \times 10^6\text{K}$ ,  $n \sim 0.0065\text{cm}^{-3}$ ): Gas that is mainly shock heated (and pressurized) by supernova explosions. They leave rarefied hot gas surrounded by a cold shell. “Superbubbles” that are formed by interaction of clustered supernovas, likely fill a significant volume of the ISM ( $\sim 20\%$  in the solar neighbourhood). The hot gas is visible in the X-Ray spectrum and by highly ionized metal absorption lines.

Heating of the ISM is provided by several mechanisms, e.g.

## 1 Introduction

- Interaction of gas particles and dust grains with Cosmic Rays
- Photoelectric heating due to dust
- Photoionization, mainly due to UV photons
- Chemical heating, i. e. in the formation of H<sub>2</sub> gas on dust grains
- Kinetic energy transfer of dust grains to the gas by collisions
- Shock heating of gas in supernova explosion fronts

Radiative cooling is mostly provided by fine-structure line de-excitation, but other line-cooling effects can be important, e.g. rotational lines of CO in molecular clouds (Klessen and Glover, 2014).

Besides generating the hottest ISM phase (McKee and Ostriker, 1977), supernovas also might be an important driver of turbulence in the interstellar gas (Norman and Ferrara, 1996; Mac Low and Klessen, 2004; Joung and Mac Low, 2006; Gent et al., 2013).

Supernova feedback and stellar winds are also likely an important factor in regulating star formation, with stellar winds of hot OB stars and SN explosions of short lived stars removing gas from the star forming regions they are born in. On the other hand stellar winds and supernovas make some of the gas that is locked in stars again available for further star formation. Also interaction of the shock front with otherwise stable clouds might trigger their collapse (Ferrière, 2001; Hopkins, Quataert, and Murray, 2011).

## 1.5 Supernova feedback

### 1.5.1 Supernova time evolution in a uniform ISM

This section mainly follows the formulation of Draine (2010).

A supernova ejects some fraction of its progenitor star's mass  $M_{ejecta}$  into the surrounding interstellar mass with a typical energy of  $E_{inj} \approx 1 \times 10^{51}$  erg =  $1 \times 10^{44}$  J. The outer regions are initially moving much faster than the local sound speed of the ambient medium. This phase is called the free expansion phase. As the density of the ejecta is much larger than the ambient medium, the forming shock can move ballistically through it. The region enclosed by the shock front is often called *supernova remnant* or *SNR*.

As the ejecta thins and cools almost adiabatically while expanding, the pressure soon drops close to that of the shocked ambient medium. A reverse shock is driven back into the supernova remnant, shock-heating the rarefied gas. As it reaches the centre of the SNR, the ejecta are heated and the pressure is much higher than that of the ambient medium. The free expansion phase ends. After this, the following phases can be approximated by a point explosion.

Injecting a large amount of energy into a small volume creates a strong, approximately spherical expanding shock wave. Assuming instantaneous injection into a background medium of uniform density  $\rho_b$ , the shock undergoes three phases.

- The blast-wave or Sedov-Taylor phase, where the shell expands adiabatically
- The shell forming or radiative phase, where cooling of the shell becomes important
- The snowplow phase, where most of the thermal energy is spent but momentum is conserved. The shell gains mass as it sweeps up the ambient medium

When the speed of the shock front drops to the sound speed of the ambient medium it becomes a sound wave, with the shell now interacting freely with the ambient medium.

### 1.5.2 The Sedov-Taylor blast wave solution

A point explosion in a zero temperature uniform background medium of density  $\rho_0$ , ignoring the background pressure, can be numerically solved. This so-called “similarity solution”, as the structure of the blast wave only depends on dimensionless functions, was found independently several times during and after the second world war. It is known as the Sedov-Taylor blast-wave solution, named after two of those authors (Sedov, 1946; Taylor, 1950a; Taylor, 1950b).

From simple dimensional analysis the temporal evolution of the shock front can be found. If we write the radius  $R(t)$  of the shock with the injection energy  $E$ , the background density  $\rho$  and time  $t$  as

$$R_{ST}(t) = A \times E^\alpha \times \rho^\beta \times t^\gamma \quad (1.2)$$

we can form a linear equation system for solving for  $\alpha$ ,  $\beta$  and  $\gamma$ , by equating the power of time, length and mass appearing in the equation above.

## 1 Introduction

With the dimensions

$$[R] = [\text{length}] \quad (1.3)$$

$$[E] = [\text{mass}] \times [\text{length}]^2 \times [\text{time}]^{-2} \quad (1.4)$$

$$[\rho] = [\text{mass}] \times [\text{length}]^{-3} \quad (1.5)$$

$$[t] = [\text{time}] \quad (1.6)$$

we get

$$\text{Length:} \quad 1 = 2\alpha - 3\beta \quad (1.7)$$

$$\text{Mass:} \quad 0 = \alpha + \beta \quad (1.8)$$

$$\text{Time:} \quad 0 = \gamma - 2\alpha \quad (1.9)$$

The solution is  $\alpha = \frac{1}{5}$ ,  $\beta = -\frac{1}{5}$  and  $\gamma = \frac{2}{5}$ . The dimensionless coefficient  $A = 1.15167$  follows numerically from the blast-wave solution (Draine, 2010).

Therefore we get

$$R_{ST}(t) = 1.54 \times 10^{19} \text{ cm} \times \left( \frac{E_{inj}}{10^{51} \text{ erg}} \right)^{1/5} \times \left( \frac{\rho}{\text{u/cm}^3} \right)^{-1/5} \times \left( \frac{t}{10^3 \text{ yrs}} \right)^{2/5} \quad (1.10)$$

In a simulation without cooling, a point explosion will stay in the Sedov-Taylor phase until the shock has cooled to the ambient temperature. If we include cooling the gas behind the shock front can cool radiatively.

We take the time  $t_{rad}$  (Eq. (39.20) in Draine (2010)) and radius  $R_{rad}$  (Eq. (39.21) in Draine (2010)) to estimate when the remnant reaches the “radiative” phase, with the cooling function in Eq. (39.15) of Draine (2010) for solar-metallicity gas

$$t_{rad} = 49.3 \times 10^3 \text{ yr} \left( \frac{E_{inj}}{10^{51} \text{ erg}} \right)^{0.22} \left( \frac{\rho_0}{\text{u/cm}^3} \right)^{-0.55} \quad (1.11)$$

$$R_{rad} = 7.32 \times 10^{19} \text{ cm} \left( \frac{E_{inj}}{10^{51} \text{ erg}} \right)^{0.29} \left( \frac{\rho_0}{\text{u/cm}^3} \right)^{-0.42} \quad (1.12)$$

When the shell behind the shock front cools its pressure drops, and its expansion stops. The pressure of the still hot inner region now takes over and drives the expansion of the remnant, which expands adiabatically. An analytic solution

including the internal pressure is referred to as the *pressure-modified snowplow phase*.

For an adiabatic expansion of a monoatomic gas with the adiabatic index  $\gamma = \frac{5}{3}$ , we have for the pressure  $P$  and volume  $V$  of the gas

$$PV^\gamma = \text{const.} \quad (1.13)$$

Because  $V \propto R^3$  for the radius  $R$ , the pressure is  $P \propto R^{-5}$ . Therefore the pressure inside the sphere at time  $t_i > t_{rad}$  is

$$P(t_i) = P(t_{rad}) \left( \frac{R_{rad}}{R(t_i)} \right)^5 \quad (1.14)$$

If we assume that the external pressure can be ignored, the force on the shell is

$$F(t_i) = P(t_i)A(t_i) = P(t_i)4\pi R(t_i)^2 = 4\pi P(t_{rad})R_{rad}^5 R(t_i)^{-3} \quad (1.15)$$

As the shell has swept up most of the gas inside the sphere, its mass at time  $t_i$  is

$$M(t_i) = \frac{4}{3}\pi\rho R(t_i)^3 \quad (1.16)$$

The change of the momentum of the shell  $\frac{d}{dt}(M \times v)$  is equal to the force acting on it.

As the momentum scales as  $Mv \propto R^3v$ , we have

$$\frac{d}{dt}(M \times v) \propto R^{-3} \quad (1.17)$$

With  $v = \frac{dR}{dt} = R'$  and the Ansatz  $v \propto R^\nu$  (or  $v = \alpha R^\nu$ ), we get

$$\frac{d}{dt}(R^3v) = (R^3v)' \quad (1.18)$$

$$= (R^3)'v + R^3v' \quad (1.19)$$

$$= 3R^2R'v + \alpha R^3(R^\nu)' \quad (1.20)$$

$$= 3R^2v^2 + \alpha\nu R^3R^{\nu-1}R' \quad (1.21)$$

$$= 3\alpha R^{2+\nu}v + \alpha\nu R^{2+\nu}v \quad (1.22)$$

$$\propto R^{2+\nu}v \quad (1.23)$$

$$\propto R^{2+2\nu} \quad (1.24)$$

## 1 Introduction

So we have

$$R^{2+2\nu} \propto R^{-3} \implies 2 + 2\nu = -3 \implies \nu = -\frac{5}{2} \quad (1.25)$$

Therefore we get  $v \propto R^{-5/2}$ . Again, as  $v = \frac{dR}{dt}$ , we find by integration that (McKee and Ostriker, 1977)

$$R \propto t^{\frac{2}{7}} \quad (1.26)$$

and from this

$$v \propto t^{-\frac{5}{7}} \quad (1.27)$$

As the radius during the snowplow phase needs to connect continuously to the Sedov-Taylor phase (e.g. see Fig. 1.2), we get

$$R_{SP}(t) = R_{ST}(t_{rad}) \left( \frac{t}{t_{rad}} \right)^{\frac{2}{7}} \quad (1.28)$$

When the internal pressure drops low enough it doesn't contribute much to the momentum of the shell anymore. Now, as the momentum is approximately conserved, but the shell still sweeps up more gas, the mass increases  $M \propto R^3$  and therefore  $v \propto R^{-3}$ .

Again we integrate and find

$$R \propto t^{\frac{1}{4}} \quad (1.29)$$

and

$$v \propto t^{-\frac{3}{4}} \quad (1.30)$$

Finally, when the velocity drops to the ambient sound speed, the shock turns into a sound wave.

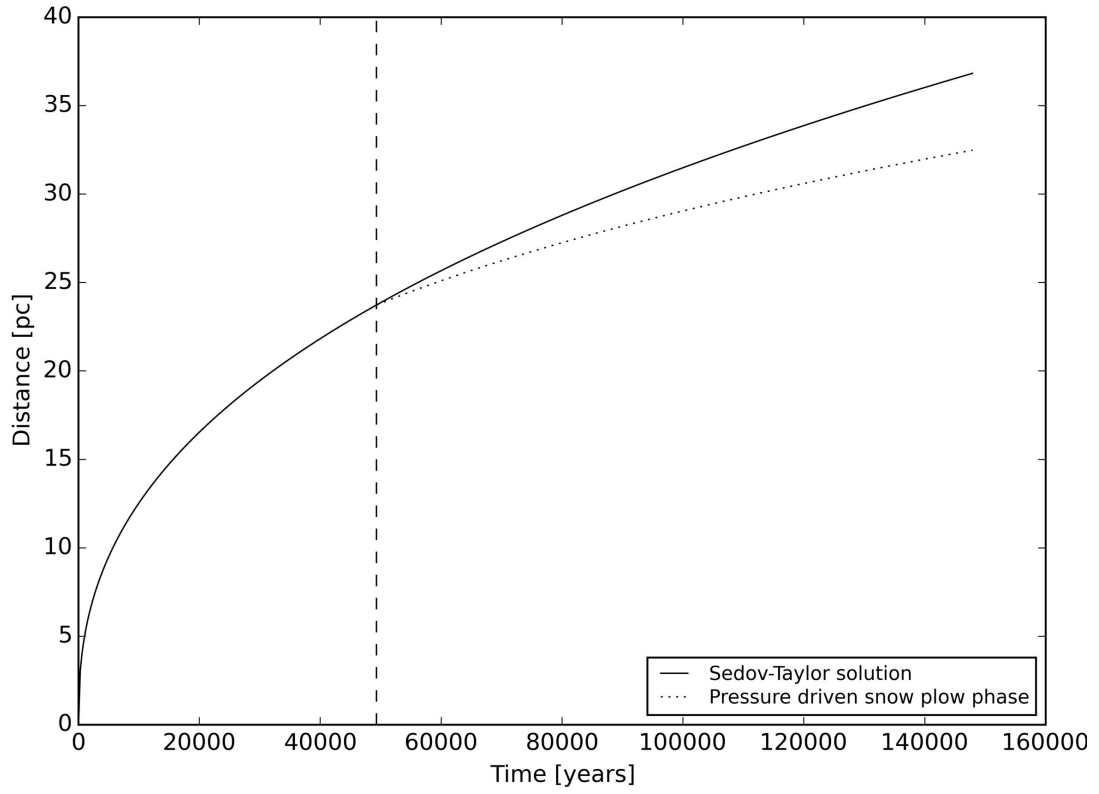


Figure 1.2: Radius of the supernova shell during the Sedov-Taylor and pressure driven snowplow phase. The background density is  $1 \text{ u/cm}^3$  and injection energy is  $10^{51} \text{ erg}$ . The vertical dashed line marks the beginning of the radiative phase, where the Sedov-Taylor phase ends.

## 1.6 Implementation of supernova feedback in astrophysical simulations

One of the most common approaches to implement SN feedback in recent astrophysical simulations is by injection of a certain amount of energy (typically  $10^{44}$  J for the most energetic supernova classes) into the gas in a spherical region inside the simulation domain, often with the gas equally spread over the SN particles or cells, approximating the situation just before the Sedov-Taylor phase of a point explosion. Less energetic SN types are often ignored. The size of the supernova remnant is often chosen such, that a certain target mass is contained inside the sphere (see below in section 1.7).

SN events are often either placed randomly in space and time, or clustered, e.g. in star-forming regions. This mimics the observation, of a fraction of supernovas occurring in a seemingly uncorrelated fashion, and others occurring close by, forming large superbubbles (see also 1.7).

Supernova feedback treatment that only inject a fixed amount of thermal energy have problems generating enough momentum in under-resolved regions. Consequently the snowplow phase of the SNR has qualitatively different behaviour than found in high resolution simulations (i.e. Simpson et al. (2014)). When resolution is lacking, the injected energy is spread over a large amount of mass, leading to a too low mean temperature of the gas in the designated SN cell(s). As the cooling time of gas at  $\sim 10^4$  K is much lower than around  $\sim 10^6$  K, the gas in the SN remnant cools before enough of the thermal energy is converted to kinetic energy, leading to “overcooling”. Adding even a small amount of the supernova energy as kinetic energy seems to alleviate this problem (Simpson et al. (2014); Martizzi, Faucher-Giguère, and Quataert (2014); Gatto et al. (2014)), and seems more appropriate than disabling cooling for a time after a supernova occurs.

## 1.7 Recent works

In this section, we give a brief overview of some recent work implementing supernova feedback in large-scale simulations of the ISM.

Joung and Mac Low (2006); Joung, Mac Low, and Bryan (2009) implement SN feedback in **FLASH**, a multi-scale, multi-physics adaptive mesh refinement hydrodynamic simulation software (e.g. see Fryxell et al. (2000); Dubey et al.



(2008); Dubey and Van Straalen (2013)) for studying the “Turbulent structure of a stratified supernova-driven interstellar medium”. The mass in a spherical region containing  $60 M_{\odot}$  is smoothed out and thermal energy is added. The clustering of SN is simulated by accounting for superbubbles. Each superbubble subregion has multiple SN occurring at the same location over its lifetime. The simulation include diffuse heating and cooling dependent on the local metallicity, but not thermal conduction, self-gravity and explicit treatment of star formation. The star forming rate is estimated by a “modified Jeans criterion”.

Hill et al. (2012) use the supernova feedback model of Joung and Mac Low (2006); Joung, Mac Low, and Bryan (2009) but with a “stable, positivity-preserving scheme for ideal MHD”. Effects of self-gravity, thermal conductivity, cosmic rays and the UV field are not included. They find that “the qualitative structure of the ISM is similar in magnetized and unmagnetized models”.

Simpson et al. (2014) explore the importance of adding kinetic energy in a SN feedback scheme. Simulations are created with the AMR code **Enzo** (Bryan et al., 2014). Momentum is applied to the SNR gas cells via a 3D,  $3 \times 3 \times 3$  cell virtual cloud stencil; mass, metallicity and thermal energy, as they are scalar quantities, via a single cube stencil. After the centre of the SN is chosen, mass, metallicity and energy is applied according to the volume overlap with the stencil. The amount of momentum added to each cell, corresponding to the desired fraction of the SN energy in kinetic energy, is more complicated, but can be solved analytically, so that the total momentum added vanishes. Simulations of varying resolution and different amount of kinetic energy are run to test the scheme in uniform density media. The feedback scheme is also used “to model the formation of a low-mass dwarf system in a cosmological setting”. Even a low amount of kinetic energy leads to different behaviour of the system compared to simulation runs with just thermal energy injection.

Gatto et al. (2014) look at the effect of different kinds of supernova driving on the ISM and different initial densities. The simulations are also created with **FLASH**. For regions that can resolve the Sedov-Taylor phase energy is injected purely as thermal energy. In unresolved regions the cells are heated to  $10^4$  K and an amount of momentum is added, calculated from the end of the Sedov-Taylor phase from the mean density of the injection region. The supernova rate is derived from the Kennicutt-Schmidt relation (Kennicutt, 1998) for the initial density, and simulations varying the rate by a factor of two are compared. SN are either placed

## 1 Introduction

randomly, at the global density maximum, or with a fixed ratio of supernovas at the peak and random places. The effect of varying this fraction is also explored.

Walch et al. (2014) implement feedback from supernovas for the SILCC project (Simulating the Life-Cycle of molecular Clouds) which “aims at a more self consistent understanding of the interstellar medium (ISM) on small scales and its link to galaxy evolution” (Walch et al., 2014). The physical model includes “an external galactic potential, self-gravity, radiative heating and cooling coupled to, a chemical network to follow the formation of  $H_2$  and CO, diffuse heating and its attenuation by dust shielding, and feedback from supernova explosions of massive stars”. The method is similar to Gatto et al. (2014), and abundances of  $H_2$  is reduced “assuming that all  $H_2$  is dissociated by the SN”, increasing the  $H^+$  abundances accordingly. Different schemes for choosing the locations of the supernovas in space and time are studied, finding that “Only random or clustered (in space and time) models with self-gravity (...) are in agreement with observations”.

Hopkins et al. (2014) include stellar feedback in their heavily modified version of **GADGET 3** (see Springel (2005b) for the previous version **GADGET 2**) for the FIRE (Feedback In Realistic Environments) project (extending on Hopkins, Quataert, and Murray (2011), Hopkins, Quataert, and Murray (2012a) and Hopkins, Quataert, and Murray (2012b)). This modified version - P-SPH - features an improved SPH “‘pressure-entropy formulation’ which resolves problems in the traditional treatment of fluid interfaces” (Hopkins, 2013). The stellar feedback model includes probabilistic star formation, radiation pressure, photoionization, photoelectric heating, stellar winds and supernovas. “Stellar winds are algorithmically nearly identical to SN, except they occur continuously” (Hopkins et al., 2014). The SN model injects mass, thermal energy, metallicity and momentum into the gas, with a larger fraction of energy in momentum, when the injection site is poorly resolved “accounting for the possibility of an unresolved Sedov-Taylor phase” (Hopkins et al., 2014). The supernova rate is directly coupled to the simulated star formation.

Martizzi, Faucher-Giguère, and Quataert (2014) simulate the evolution of single supernovas in inhomogeneous initial conditions with the AMR hydro solver **RAMSES** (Teyssier, 2002). From those simulation a sub-scale model for supernova feedback is derived and tested for periodic boxes with multiple SNRs. A fixed amount of energy is injected as kinetic and thermal energy, and mass is added to

the SNR region, a sphere with radius of seven times the cell size and a metallicity dependent cooling function is used for cooling.

Torrey et al. (2014) implement a AGN (Active Galaxy Nucleus) feedback model in **Arepo**. Mass loss from stellar processes is modelled via “a stochastic process” that is used “to launch wind particles out of star-forming regions”.

Our scheme is similar to the method of Hill et al. (2012) with random driving.

## 1.8 Overview

In the rest of the thesis we first describe our methods in chapter 2. The supernova feedback method we implement for **Arepo** is described in section 2.1. Then follows an overview of the software setup used to run the simulations, plot results and generate this document in section 2.2. In section 2.3 we specify in more detail how the plots were created.

The actual simulations run for testing the implementation of our scheme are discussed in section 2.5. In chapter 3 we discuss their outcome.

Finally give a summary in chapter 4 and an outlook for possible following work in section 4.1.



## 2 Methods

### 2.1 Our implementation

SN event times are assumed to be Poisson distributed with the SN rate  $\lambda$  or its inverse, the SN period. In the current implementation the SN rate stays constant, but could be varied.

The arrival time, i. e. the time between events, follows the exponential distribution, with the mean time between events  $\mu$ . The distribution is defined by the cumulative distribution function (CDF) (Knuth, 1998)

$$F(x) = \begin{cases} 1 - e^{-x/\mu} & x \geq 0 \\ 0 & x < 0 \end{cases} \quad (2.1)$$

Sampling from a uniform distribution  $U$  on the interval  $[0, 1)$  (i.e. the range of the GSL function *gsl\_rng\_uniform*), a exponential distributed random variable  $X$  can be calculated: (Knuth, 1998)

$$X = -\mu \ln(1 - U) \quad (2.2)$$

The SN code is called once every timestep. Only if the current simulation time is later than the time calculated for the next event a supernova is created. The time for the next event is updated after each spawned supernova to the sum of the current simulation time and an exponential distributed random variable with  $\mu = \lambda^{-1}$ . The supernova rate is therefore generally lower than specified, as the timestep sizes are discrete. As in the current implementation only one supernova can occur per timestep, a large timestep can suppress a number of events that should happen. To improve accuracy the maximum timestep size should be smaller than the SN period.

The SN period is specified with the runtime parameter *SNEPeriodInYears* in units of years.

## 2 Methods

The location of SN events are sampled uniformly in the simulation domain. This could be improved by spawning a subset of the SN only in dense or star forming regions, e.g. at the position of so-called sink particles (Bate, Bonnell, and Price, 1995).

The state of the “Pseudo-random number generator” (PRNG)<sup>1</sup> is saved in the restart files and restored after restarting from those. When restarting from snapshot files, the PRNG state is not available, so it is (re-)initialized from the seed. Setting a different one is advisable for each subsequent restart from a snapshot to avoid setting of SN at the same location twice, as reusing a seed causes the same sequence of random numbers and possibly the same sequence of supernova parameters.

SN are approximated as point explosions, starting in the Taylor-Sedov phase. Voronoi cells with their generating point positioned in a sphere around the SN are determined, where the SN remnant radius is iteratively increased by  $\Delta R = 0.01$  pc until the sphere includes a total mass of at least  $M_{target}$  (specified with the runtime parameter *SNETargetMass*) and at least  $N_{target}$  cells (specified with the runtime parameter *SNEMinimalParticleNumber*). For that on each process the mass, the volume (which is needed later for the calculation of the mean density of the SN remnant cells) and number of gas particles in the sphere is calculated, summed up and sent to all processes with *MPI\_Allreduce*.

When run with periodic boundary conditions, SN occurrences near the domain boundary could include particles on the other side of the domain. To simplify the implementation, such SN occurrences are ignored, and a new SN location chosen. A correct implementation, allowing such overlaps, could be considered for further work.

The density of the cells in the SN remnant sphere is set to the mean density of the cells in the SN sphere and each cell receives a corresponding amount  $E_{cell} = E_{SN} \frac{V_{cell}}{V_{SN}}$  of the SN energy  $E_{SN}$  (where  $V_{SN}$  is the sum of the volume of the cells inside the SN sphere, as determined above), which is added to the internal energy  $U_{Therm}$ . After that the entropy is recalculated when needed. In principle additional mass, metallicity and a fraction of the energy as momentum can be added at this point as well, though this isn’t implemented at the moment.

---

<sup>1</sup>A PRNG doesn’t provide true random values, but generates numbers deterministically, but numbers generated have certain statistical properties.

$M_{target}$  should be chosen large enough to avoid overpressurizing the remnant, but small enough so that the remnant is hot enough to avoid overcooling. A minimum cell count  $N_{target}$  ensures that in regions of high density, where only one or a few cells are enough to reach the target mass, the energy is still spread over multiple cells.

The iterative approach to find a suitable remnant radius could be improved by a more refined search algorithm, e.g. making use of the nearest neighbour search tree, but the current runtime is negligible even for more than a few million cells. The choice of  $\Delta R = 0.01$  pc is arbitrary, but should ensure a small error in the optimal number of cells.

This scheme is similar to the method of Hill et al. (2012) with random driving.

## 2.2 Software

In this chapter we discuss the software setup that was used in the creation of this thesis.

### 2.2.1 Simulation setup

A simulation run is split into several parts:

- Pre-Processing
  - Generating configuration files from templates via the *mktmpl.py* script
  - Generating the initial condition file and compiling **Arepo**
- Running **Arepo** either locally or via a job submission script on a computing cluster
- Post-Processing
  - Generating a cache file with aggregated values
  - Generating plots

The different steps are mediated via shell and **Python** scripts.

**Arepo** is mainly written in standard C, with some additional parts in Fortran. **Make** is used as the build system. It can be compiled with quite a few different compile time options specified in a separate file. C preprocessor definitions are

## 2 Methods

used to enable or disable complete sections of code, with some of the options excluding others.

The Makefile of **Arepo** also specifies linker and compiler options, which can be adjusted for the machine and computing cluster the software is run on via the `SYSTYPE` option. As the resulting binary is therefore highly dependent on the compile time options, it makes sense to consider the compile and Makefile flags as part of the simulation configuration.

Runtime options are specified in a parameter file. An initial description of the problem is provided in a so-called initial condition file (or IC file). The formats supported are the same as in **GADGET 2**.

The **Python** package **jelly**, written mainly by Eduard Bopp for his master thesis (Bopp, 2014), handles the compilation of **Arepo**, generation of initial conditions and (optionally) the execution of the simulation. As most of the simulations are run on a distributed cluster, which defers execution to a separate scheduler, the later feature was mostly not used for this thesis.

In the post-processing step, snapshot data and projections of the data generated by **Arepo** are read in and several plots are generated using **Python** and the **matplotlib** plotting package. The projection files are read in via a routine in *utils.py*. For reading and parsing the snapshot data **SOAPP**, a module created by Eduard Bopp, Jon Ramsey and Mei Sasaki, is used. Data is mainly stored in **numpy** arrays internally, as native array operations are too slow for larger datasets.

To reduce the chance of errors in unit conversion the **Python** package **Pint** is used, which makes available a consistent unit system for **Python**, support conversion between different units and keeps track of units in calculations. It also interacts nicely with **numpy**. As **SOAPP** and **Jelly** don't have support for **Pint** yet, but expect and read in native units, **Pint** units are applied manually after reading in or converted to native **Arepo** units before writing data.

Configuration files and scripts for different simulations have large parts in common. Only a few parameters vary and are sometimes used in several places. To make use of this fact, config files and scripts are generated from a common template. The templates reside in the *templates* directory. The **Python** package **Jinja2** is used as the templating engine, as it is flexible, fast and widely used.

The *mktmpl.py* script (B.47) applies the templating parameters specified in YAML (“YAML Ain’t Markup Language”) input files (where later specified files



overwrite parameters in earlier ones) using Jinja2 from the *templates* directory and writes them to an output directory.

From there the simulations are prepared using the *prepare.sh* script (B.65), calling mainly *sim.py* (B.55), which sets up a randomly placed distribution of mesh generating points, and optionally adds energy for simulating a supernova explosion for the later described test case (see 2.5), and also compiles Arepo with the given configuration in *Config.sh* (B.57). An injection radius of 0 forces the injection into a single cell.

**Arepo** is compiled for each simulation independently, as the binary is highly dependent on the simulation configuration. It is also later archived, as e.g. the locally installed libraries and the compiler, also influence the final binary.

The simulation itself can be run via one of the run scripts, or via the *run\_mpi.sh* script (B.69) can be submitted to a job scheduler on a computing cluster (the template for this file can be adjusted for different cluster configurations, e.g. for the Milkyway cluster).

Arepo generates several different files in the *output* directory, snapshot files, which contain the physical data of the grid points, projection and slice images, restart files for continuing a run, and several other files, mainly for diagnostic purposes. Arepo also outputs log data to the terminal, which is written to a logfile using the **tee** utility.

The image and snap shot files are processed first by the *cache\_quantities.py* script (B.50), writing aggregated data, (the mean and average values, their standard deviation, etc.) for different particle data fields, to the *quantities.yaml* file, to speed up the plot generation. After that plots are generated using *plots.sh* (B.63) and several plotting **Python** scripts.

A detailed list of files in the project, including the source code, can be found in the Appendix B.

### 2.2.2 Other

Final simulation runs are compressed with **bzip2**, **gzip** or **lzma** in **tar** files.

Some packages, that are not commonly available on most machines, were compiled manually. Those include **ccache**, a C object file cache to reduce compilation time, **GSL**, the GNU Scientific Library, **hwloc**, **openssl**, **pv**, and **Python**.

Especially the **Python** packages were installed manually, as system packages often contain old versions. A virtual environment was set up using **virtualenv**

and packages were installed mainly **pip** (or **easy\_setup** for packages that don't support **pip**).

Most of the code written for this thesis was edited with the **vim** text editor on Debian and Arch Linux. For editing **Python** code also the (partly proprietary) editor **PyCharm**, and for C code the editor **Eclipse** was used.

Doctests, unit tests directly attached to the implementation, for some of the **Python** modules are included. They can be run with **nosetests**.

The code was managed in **Git** repositories, citations with **Zotero**.

This thesis itself is written in ReSTructuredText, a simple markup language of the **docutils** package. It is transformed with the **Python** package **docutils** to  $\text{\LaTeX}$ , which than is compiled to a PDF file with  $\text{\XeTeX}$  of the  $\text{\XeTeX}$  fork of  $\text{\TeX}$ , which has support for Unicode and modern fonts. The arXiv version uses **pdflatex** instead.

**Scons** is used as the build system.

## 2.3 Plots

The plots in this thesis are generated with **matplotlib**. Post-processing for the arXiv version of this paper uses **GNU parallel** (Tange, 2011).

### 2.3.1 Slices and projection plots

Arepo can calculate an image of the simulation domain, either a slice through the domain, or integrating the simulated quantities along an axis via ray tracing, weighted by the density of the intersected cells. The gradient estimate between Voronoi cells can be optionally included. The image files are stored as a flattened array of the pixel values in the unformatted binary convention of Fortran, similarly to blocks in the snapshot format 1 and 2 of **GADGET** and **Arepo** (Springel et al., 2005). Arepo supports the creation of plots from snapshot files, but it is more efficient to create them during the simulation, when the data is in memory and the non-trivial Voronoi tessellation is already done.

We use these images as the basis of slice and projection plots. Both are generated with the *plot.py* script (see B.51). All plots are parallel to the xy-plane with the gradient disabled. Slices through the domain have  $z = h/2$ , where  $h$  is the box size, i.e. the slices are in the midplane.

Likely due to a bug in **Arepo** the first pixel of the image files contain invalid data. Instead the second pixel value is used for it.

### 2.3.2 Histograms

Histograms for various quantities are created with the *plot.py* script (B.51). The bins have logarithmically constant size. Plotted is the mass-weighted probability function (PDF) normalized to the total mass in the box, including sinks particles.

### 2.3.3 Radius of supernovae

A combined plot of the supernovae radii at each snapshot time is created with the *plot\_max.py* script (B.48). The cells are sorted by density and radial distance of the grid generating points to the centre of the simulation domain is averaged for the ten heaviest cells to estimate the supernova radius. To correct for the initial size of the SN remnant, i.e. the injection radius, the plotted time is the simulation time plus the time where the Sedov-Taylor solution reaches the injection radius, i.e. the curves are shifted to the right.

The analytic Sedov-Taylor solution for the shock front radius and the analytic momentum conserving solution for the snowplow phase after the time  $t_{rad}$  (see 1.5.2) is also plotted.

The standard deviation of the averaged values is added as lighter coloured areas in the backgrounds as an estimation of the error.

### 2.3.4 Velocity dispersion

The mass-weighted velocity dispersion for each coordinate  $k$  and different chemical species  $c$  is

$$\sigma_{k,c} = \sqrt{\frac{\sum_i (v_{i,k} - \bar{v}_k)^2 \times m_{i,c}}{\sum_i m_{i,c}}} \quad (2.3)$$

where  $m_{i,c}$  is the mass,  $v_{i,k}$  is the  $k$ -th coordinate of the velocity of the gas particle  $i$  and the  $k$ -th coordinate of the component-wise mean velocity is  $\bar{v}_k$ . Sink particles are ignored. The mass in a chemical species is determined the product of the abundance and the mass in the cell.

The velocity dispersions for each cardinal direction are averaged to derive an average 1d mass-weighted velocity dispersion, similar to Gatto et al. (2014).

### 2.4 Simulation on Milkyway

Simulations were mainly run on the supercomputing MilkyWay cluster (which is supported by the DFG via SFB 881 (sub-project Z2) and SPP 1573), an extension of the cluster JUDGE in Jülich. For running simulations a job scheduler is used, with each user of the cluster registering requests for running a MPI program with a certain amount of resources (CPUs, machines and RAM) needed. A job scheduler runs as many jobs in parallel as possible under these constraints.

With the cluster used by several research groups, a waiting time of a few hours to several days were customary at the time of writing for a medium number of cores (about 30-200).

Development of the simulation setup and plotting scripts was done in parallel with running the simulations, results iteratively informing software changes.

The configurations for the different simulations are included in the configuration files in Appendix B.

### 2.5 Simulations

As the implementation is mainly intended for use with cooling and chemistry, we focus on testing the interaction with SGChem (Glover and Mac Low, 2007a; Glover and Mac Low, 2007b; Glover and Clark, 2012a; Glover and Clark, 2012b; Smith, Glover, and Klessen, 2014), which provides cooling and chemical network modelling of H, H<sup>+</sup>, H<sub>2</sub> and CO. Photochemistry uses Treecol (Clark, Glover, and Klessen, 2012) for radiative transfer.

Additional heating is provided by an UV Field of  $1.7 \times 1.2 \times 10^{-4} \text{ erg cm}^{-2} \text{ s}^{-1} \text{ sr}^{-1}$  or 1.7 Habing (1968) units. The cosmic ray ionization rate of H I is set to  $3 \times 10^{-17} \text{ s}^{-1}$ .

The **Python** script *sim.py* (see B.55) creates the initial conditions file. It also compiles Arepo at the same time. The **Python** package **Jelly** provides both functionalities and can also run Arepo on a single machine. As the simulations were mainly run on a supercomputing cluster *sim.py* doesn't use this feature.

The positions of the mesh generating points for the initial conditions are randomly sampled, with the coordinates each drawn independently from the pseudo-random number generator (PRNG) “Mersenne Twister” (Matsumoto and Nishimura, 1998), which is the standard PRNG of the random module of recent **Python** versions (*random — Python 2.7.10 documentation*). Many PRNGs have a so-called “seed” that is used to initialize its internal state. Two invocations with the same seed and the same number already of values already drawn, generate the same output. This property is useful for the generation of ICs, as they can be later reproduced by simply running the script again, when the seed is set before drawing the first random number to a known value. It can be specified via the `-seed` parameter for **sim.py**, and is fixed when invoked by the preparation script *prepare.sh* (see B.65).

The simulations are run in a so-called periodic box, where only a small volume is represented, which repeats periodically and infinitely in each cardinal direction. The simulation domain is a cube of given size, where the length of its side is the *box size*. Particles moving out of the domain are moved to the opposite side of the simulation domain, and particles on the boundary interact hydrodynamically with so-called mirror particles, that duplicate the properties of particles on the other side of the box. As the gravitational forces are more far reaching than the hydrodynamical interactions between particles, the contributions of neighbouring virtual images of the simulation domain must be factored in. The so called “Ewald correction” (Hernquist, Bouchet, and Suto, 1991) provides correction terms for the gravitational forces.

This makes it possible to only simulate a representative volume of a larger or even infinite system, that ideally behaves isotropically or homogeneously on larger scales, e.g. a star forming region in a galaxy, or a galaxy cluster in a cosmological simulation.

The density and internal energy of all particles are set to the same value. The initial chemical abundances of the particles are set by the parameter file. This all in all provides an initially homogeneous density medium on a random, unrelaxed mesh. Optionally particles laying in a sphere around the centre of the simulation domain can be given a different internal energy amount, i.e. can be set to a different temperature than the background. In single SN runs self-gravity of gas cells is disabled, in other runs it is enabled.

The initial background temperature is set to approximate equilibrium temperatures for the given densities and chemical abundances, which are taken from simulation runs with feedback turned off.

### 2.5.1 Isolated supernovae

As described earlier, instead of injecting the supernova energy into a single cell we spread it over a larger spherical region.

Runs with injection radii of 0.5 pc, 1 pc, 2 pc, 5 pc, 7.5 pc and 10 pc were done, each for background densities of  $1 \text{ m}_\text{H}/\text{cm}^3$  and  $100 \text{ m}_\text{H}/\text{cm}^3$  and with and without chemistry and cooling enabled. The runs included 2 million cells, without refinement. Additionally runs with energy injected into a single cell are included for comparison.

The energy injection was done during initial condition creation, with the SN feedback code disabled, to verify our approach is valid regardless of implementation details. Similarly to the IC creation in the Feedback section 2.5.2 the particle positions are chosen randomly from a uniform distribution.

Arepo expects the specific energy (energy per unit mass) in the IC input for the internal energy. As we only know the initial density of the cells, the volume would need to be calculated from the Voronoi tessellation. As the output of the Voronoi tessellation library **Qhull** in the **Python** library **scipy** doesn't include the volumes of individual cells and no other library for this use case is known to the author, a simpler approach to estimate the volume was chosen. Instead of calculating the aggregate volume of the cells with the cell centre inside the injection sphere, the actual volume of the sphere was used to calculate the specific energy. This proved to be problematic as it leads to a too high amount of energy injected (see chapter 3 for a discussion).

This approach is slightly different from that implemented for the supernova feedback mechanism in Arepo as described in section 2.1, as the energy density is not necessarily constant. Also an error in the amount of energy in the supernova is introduced, as the volume of the injection sphere is generally not the volume of the cells inside this region. For injection radii of  $> 1 \text{ pc}$  in the cases below, or in general when the number of particles inside the supernova is large enough, this error seems to be small, although calculating the supernova energy after importing in Arepo might be useful to see the difference with this approach more accurately.

For the single cell injection, the volume  $V_{SN}$  was calculated as  $V_{SN} = \frac{V_{box}}{n}$ , from the box volume  $V_{box}$  and the particle number  $n$ . This again is different from the approach used in the actual feedback code, but seems to be a better estimate for a small number of particles than the approach above (See discussion below in section 3.1).

Actually doing the Voronoi tessellation would lead to results more similar to the actual supernova feedback implementation in Arepo. Lacking time, no reruns of the affected simulations was possible, limiting the significance of these simulations.

## 2.5.2 Feedback

For testing the feedback model a simulation of a periodic box with  $L = 400$  pc per side and initially homogeneous density of  $\rho_1 = 1 \text{ m}_H/\text{cm}^3$  - a typical value found in the WNM and WIM - was run.<sup>2</sup>

Similar to the approach of Gatto et al. (2014), we estimate the supernova rate from the star formation rate using the Kennicutt-Schmidt relation (Kennicutt, 1998). It relates the typical star formation rate surface density to the total surface gas density  $\Sigma_{Gas} \approx L \times \bar{\rho}$ , where  $\bar{\rho}$  is the mean density in the box.

$$\Sigma_{SFR} = 2.5(7) \times 10^{-10} \times \left( \frac{\Sigma_{gas}}{\text{M}_\odot \text{pc}^{-2}} \right)^{1.40(15)} \times \text{M}_\odot \text{yr}^{-1} \text{pc}^{-2} \quad (2.4)$$

$$\approx 2.5 \times 10^{-10} \times \left( \frac{\Sigma_{gas}}{\text{M}_\odot \text{pc}^{-2}} \right)^{1.4} \times \text{M}_\odot \text{yr}^{-1} \text{pc}^{-2} \quad (2.5)$$

From about  $100 \text{ M}_\odot$  of gas one heavy star forms, that will explode as a type II supernova (Chabrier, 2003; Gatto et al., 2014). If we ignore the contribution from Type Ia supernovas (and other less energetic SN types), we get a supernova rate of

$$SNR \approx \frac{\Sigma_{SFR} \times L^2}{100 \text{ M}_\odot} \quad (2.6)$$

For the given box size  $L$  and the density  $\rho_1$  we get  $SNR(\rho_1) \approx 9.78 \text{ Myr}^{-1}$ .

---

<sup>2</sup>Simulations with higher initial densities crashed, likely caused by problems in the sinks implementation at the time of writing.

## 2 Methods

The mean time between supernova explosions,  $SNP = 1/SFR$ , must be specified in the parameter file. For our density the period between SN events is

$$SNP(\rho_1) \approx 0.10 \text{ Myr} \quad (2.7)$$

As **SGChem** can't handle nonphysically large densities, the creation of sinks was enabled, which effectively creates an upper bound for the density during the runs, as cells of large enough mass are converted to sink particles. A refinement and derefinement criterion for a target mass of approximately  $1.0 M_\odot$  was applied. The size of the SNR was mainly determined by the minimal particle number of six, with the mass target of only  $\approx 1.6 M_\odot$ , to stay near the resolution of the simulation, a conservative choice, as the results of section 2.5.1 are of limited usefulness.

Sink particles were created when a number density of  $2 \times 10^8 \text{ cm}^{-3}$  was reached. The accretion radius of the sink particles was set to 0.3 internal length units or approximately  $9.7 \times 10^{-3} \text{ pc}$ . This corresponds to a region containing about  $18.7 M_\odot$ , or about 10-20 particles at the resolution where sink creation was happening, i.e. the sink particles were of an effective size comparable to the local mesh resolution.



Table 2.1: Simulation parameters for single SN

Name	SN Radius	SN Particles	Chemistry?	Density
single_radius_0		1	yes	1 u/cm <sup>3</sup>
single_radius_0.5	0.5 pc	2	yes	1 u/cm <sup>3</sup>
single_radius_1	1.0 pc	4	yes	1 u/cm <sup>3</sup>
single_radius_2	2.0 pc	27	yes	1 u/cm <sup>3</sup>
single_radius_5	5.0 pc	522	yes	1 u/cm <sup>3</sup>
single_radius_7.5	7.5 pc	1761	yes	1 u/cm <sup>3</sup>
single_radius_10	10 pc	4233	yes	1 u/cm <sup>3</sup>
single_radius_0_nochem		1	no	1 u/cm <sup>3</sup>
single_radius_0.5_nochem	0.5 pc	2	no	1 u/cm <sup>3</sup>
single_radius_1_nochem	1.0 pc	4	no	1 u/cm <sup>3</sup>
single_radius_2_nochem	2.0 pc	27	no	1 u/cm <sup>3</sup>
single_radius_5_nochem	5.0 pc	522	no	1 u/cm <sup>3</sup>
single_radius_7.5_nochem	7.5 pc	1761	no	1 u/cm <sup>3</sup>
single_radius_10_nochem	10 pc	4233	no	1 u/cm <sup>3</sup>
single_radius_0_100u		1	yes	100 u/cm <sup>3</sup>
single_radius_0.5_100u	0.5 pc	2	yes	100 u/cm <sup>3</sup>
single_radius_1_100u	1.0 pc	4	yes	100 u/cm <sup>3</sup>
single_radius_2_100u	2.0 pc	27	yes	100 u/cm <sup>3</sup>
single_radius_5_100u	5.0 pc	522	yes	100 u/cm <sup>3</sup>
single_radius_7.5_100u	7.5 pc	1761	yes	100 u/cm <sup>3</sup>
single_radius_10_100u	10 pc	4233	yes	100 u/cm <sup>3</sup>
single_radius_0_nochem_100u		1	no	100 u/cm <sup>3</sup>
single_radius_0.5_nochem_100u	0.5 pc	2	no	100 u/cm <sup>3</sup>
single_radius_1_nochem_100u	1.0 pc	4	no	100 u/cm <sup>3</sup>
single_radius_2_nochem_100u	2.0 pc	27	no	100 u/cm <sup>3</sup>
single_radius_5_nochem_100u	5.0 pc	522	no	100 u/cm <sup>3</sup>
single_radius_7.5_nochem_100u	7.5 pc	1761	no	100 u/cm <sup>3</sup>
single_radius_10_nochem_100u	10 pc	4233	no	100 u/cm <sup>3</sup>

Table 2.2: Simulation parameters for feedback

Name	Target mass	Min. # of part.	Chemistry?	Density
single_radius_0	1.6 $M_{\odot}$	6	yes	1 u/cm <sup>3</sup>

## 3 Discussion of results

### 3.1 Single supernovae

Fig. 3.1, Fig. 3.2, Fig. 3.3 and Fig. 3.4 show the radial distance of the shock wave from the SN centre vs. time. The remnants are smaller for an initial uniform density of  $100 \text{ u/cm}^3$  compared to an density of  $1 \text{ u/cm}^3$  at equal times, as expected from formula 1.10.

As explained in Section 2.5.1, these tests were set up by injecting the energy in the initial conditions, rather than by using the implementation described in Section 2.1 this lead to difficulties with accurately controlling the amount of energy injected, as previously described. The effect of this is clearly visible in Figs. 4.1-4.4. The shell radius shell radius for a injection radius of 0.5 pc is much higher than expected and especially in comparison to slightly larger injection radii, resulting from a too large energy density. The single cell injection uses a different estimate, better matching the other curves. Those problem were only found late in the writing process of this thesis. Lacking time, no reruns of the affected simulations was possible, so the results from these runs can only be interpreted qualitatively.

In runs with cooling turned off, the curves stay close to the Sedov-Taylor solution, as expected. Best fitting are the single cell injection and the 2 pc injection radius SN, with the 1 pc close to the larger injection radii. This ordering is puzzling, but might also stem from errors in the energy density estimate.

When cooling is enabled, the curves are now closer to the pressure modified snowplow. For  $\rho = 100 \text{ u/cm}^3$  the remnants are quite aspherical (as seen below). This leads to a large error in the radii estimation. Only here overcooling effects are clearly visible for the largest injection radii (7.5 pc and 10 pc), with almost no expansion happening after injection.

Although the remnant should be perfectly spherical symmetric, when cooling is disabled small protuberances are visible in the inner regions behind the shock front. When cooling is enabled, the shell is more aspherical and small dense

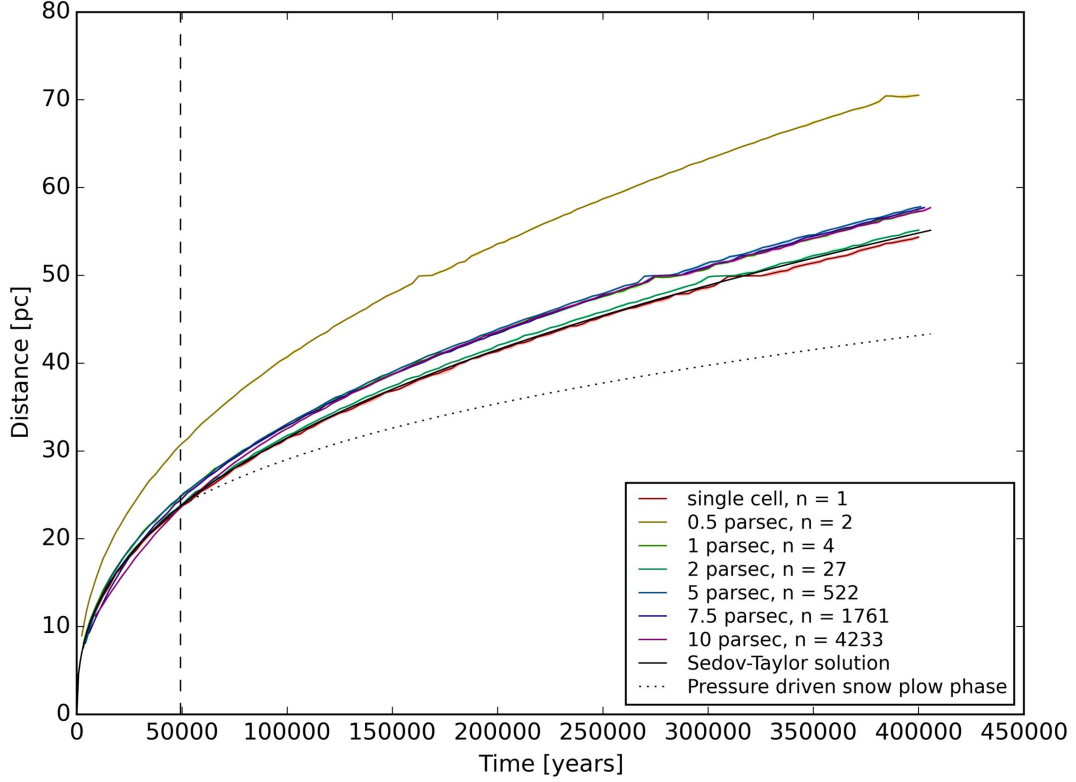


Figure 3.1: Radius of the supernova shell during the Sedov-Taylor and pressure driven snowplow phase. The background density is  $1 \text{ u/cm}^3$  and injection energy is  $10^{51} \text{ erg}$ . To compensate for the initial injection radius, the beginning of the curves are shifted by an amount estimated from the Sedov-Taylor solution. The vertical dashed line marks the beginning of the radiative phase, where the Sedov-Taylor phase ends. The analytic Sedov-Taylor solution and pressure-modified snowplow is overlaid. Chemistry and cooling is disabled.

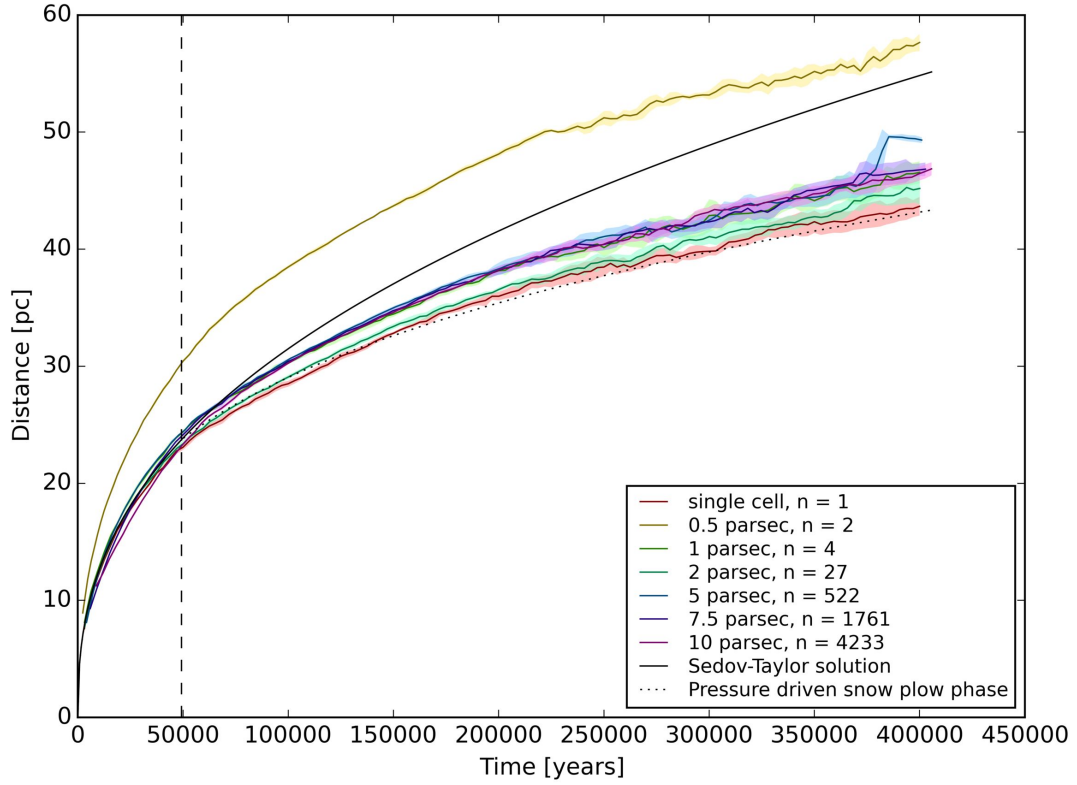


Figure 3.2: Radius of the supernova shell during the Sedov-Taylor and pressure driven snowplow phase. The background density is  $1 \text{ u/cm}^3$  and injection energy is  $10^{51} \text{ erg}$ . To compensate for the initial injection radius, the beginning of the curves are shifted by an amount estimated from the Sedov-Taylor solution. The vertical dashed line marks the beginning of the radiative phase, where the Sedov-Taylor phase ends. The analytic Sedov-Taylor solution and pressure-modified snowplow is overlaid. Chemistry and cooling is enabled.

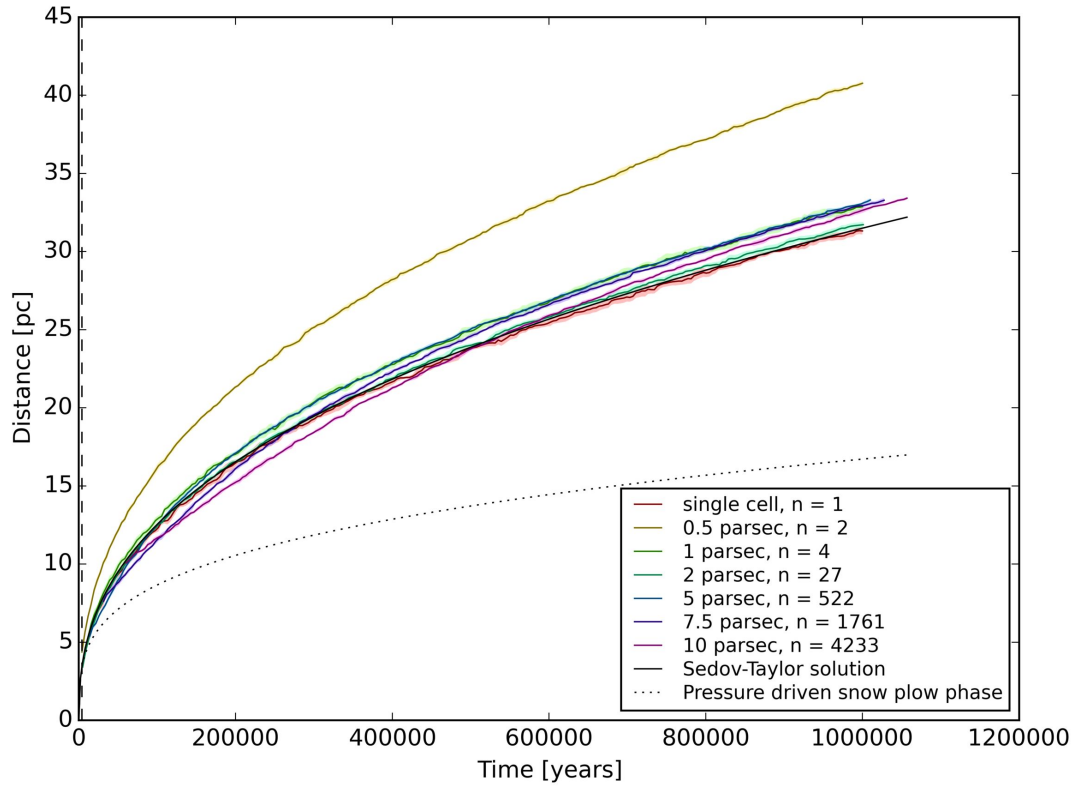


Figure 3.3: Radius of the supernova shell during the Sedov-Taylor and pressure driven snowplow phase. The background density is  $100 \text{ u/cm}^3$  and injection energy is  $10^{51}$  erg. The vertical dashed line marks the beginning of the radiative phase, where the Sedov-Taylor phase ends. The analytic Sedov-Taylor solution and pressure-modified snowplow is overlaid. Chemistry and cooling is disabled.

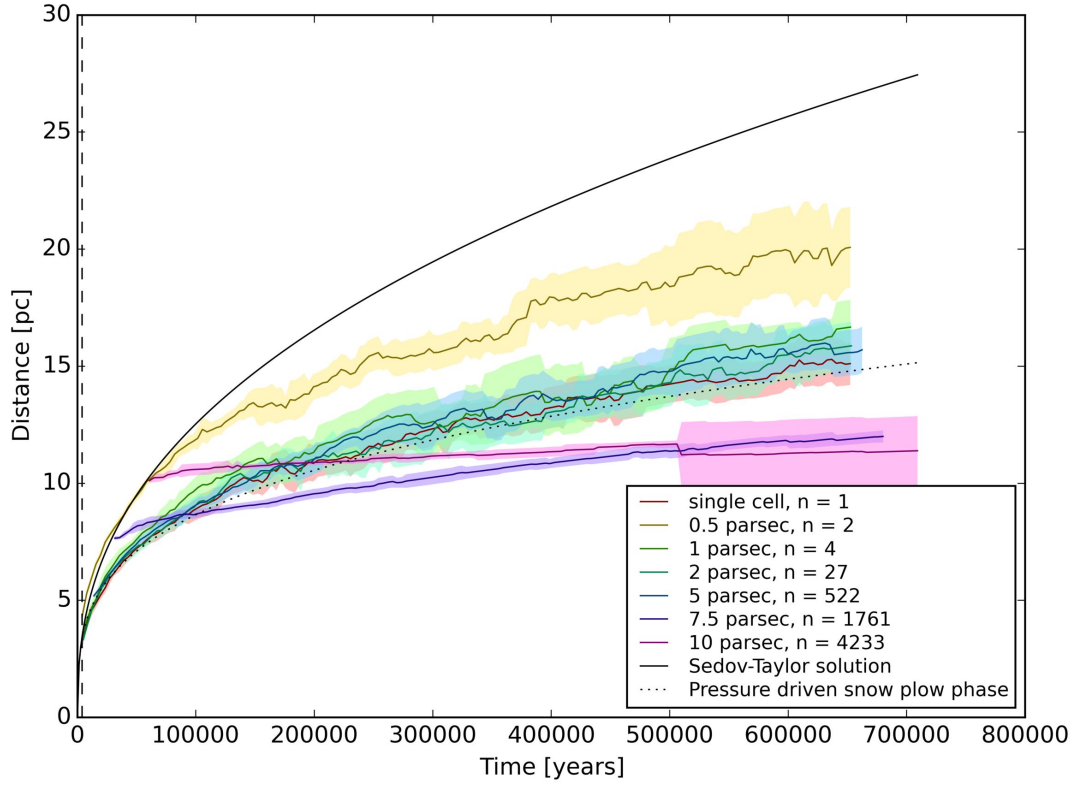


Figure 3.4: Radius of the supernova shell during the Sedov-Taylor and pressure driven snowplow phase. The background density is  $100 \text{ u/cm}^3$  and injection energy is  $10^{51} \text{ erg}$ . The vertical dashed line marks the beginning of the radiative phase, where the Sedov-Taylor phase ends. The analytic Sedov-Taylor solution and pressure-modified snowplow is overlaid for comparison. Chemistry and cooling is enabled. For injection radii 7.5 pc and 10 pc almost no expansion happens, likely caused by overcooling effects.

regions expand further out than others. This also leads to a high error in the radii estimates.

The cause of this is likely the low resolution of the initial SN cells. With a small number of cells the shape of the tessellation, which is a union of tetrahedra, dominates the initial shape of the supernova and even after rapid expansion it has an effect on the final shape of the shock front. Also the actual resolution in the shell is limited and the tessellation stays visible (e.g. compare Fig. 3.7).

With cooling the cause of the filaments could be the Vishniac instability (Vishniac, 1983), although Michaut et al. (2012) find in two-dimensional simulations “that the supernova remnant returns to a stable evolution and the Vishniac instability does not lead to the fragmentation of the shock as predicted by the theory”.

Real supernova remnants though are typical not perfectly spherical symmetric either (e.g. Cassiopeia A, see Fig. 3.11). Interaction with the interstellar medium or asymmetric ejecta, due to MHD jets or Neutrino heating might explain these features (Fesen et al., 2006).



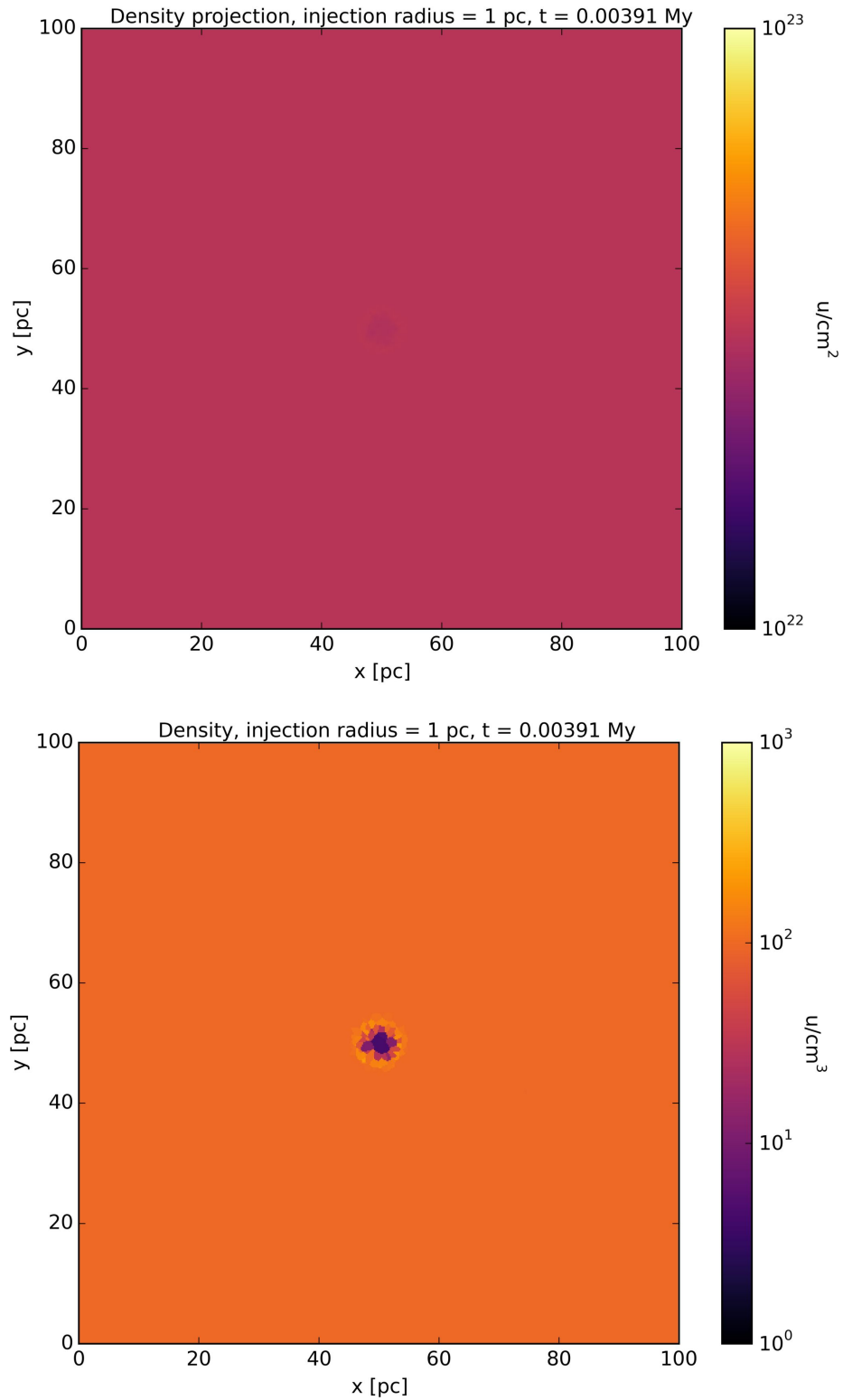


Figure 3.5: Density projection and slice of a single supernova remnant just after injection with radius of 1 pc and initial uniform density of  $100 \text{ u/cm}^3$ . Chemistry and cooling is enabled.

### 3 Discussion of results

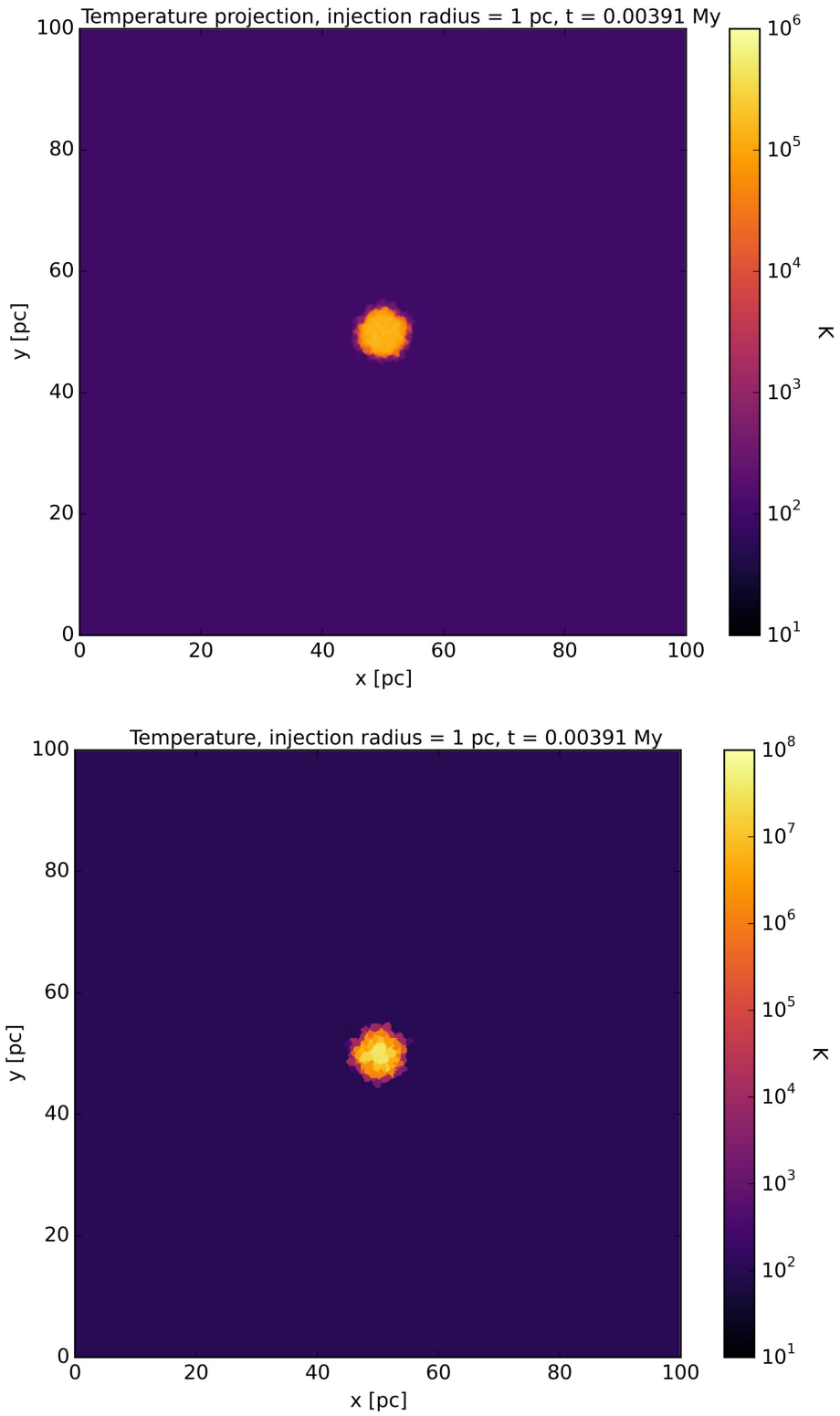


Figure 3.6: Temperature projection and slice of a single supernova remnant just after injection with radius of 1 pc and initial uniform density of  $100 \text{ u/cm}^3$ . Chemistry and cooling is enabled.

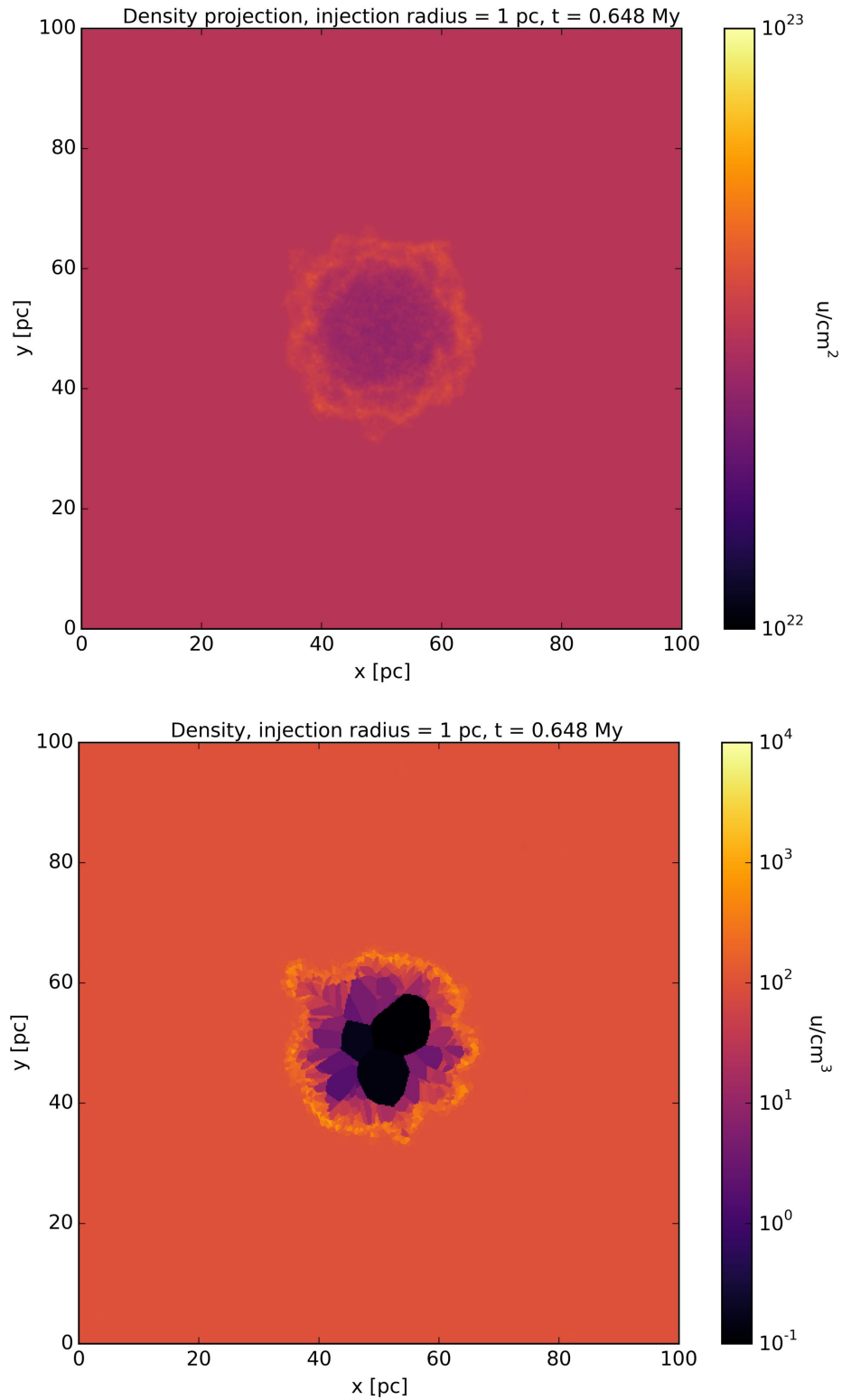


Figure 3.7: Density projection and slice of a single supernova remnant with injection radius of 1 pc in the snowplow phase ( $t \approx 16.6$  Mys) and initial uniform density of  $100 \text{ u}/\text{cm}^3$ . Chemistry and cooling is enabled. The shock is now quite aspherical, likely caused by inhomogeneous cooling effects.

### 3 Discussion of results

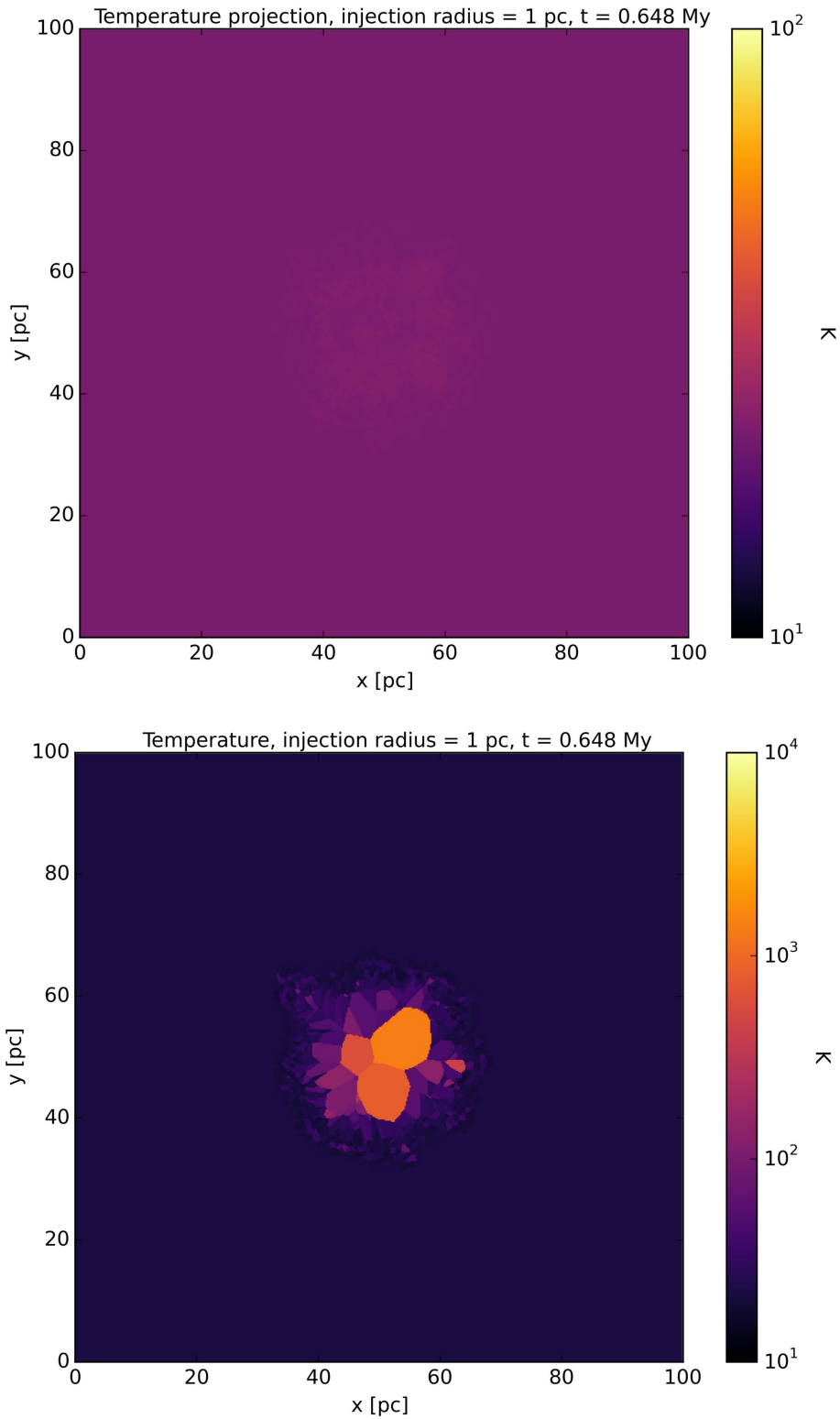


Figure 3.8: Density-weighted mean temperature along the line of sight and slice of a single supernova remnant with injection radius of 1 pc in the snow-plow phase ( $t \approx 16.6$  Mys) and initial uniform density of  $100 \text{ u/cm}^3$ . Chemistry and cooling is enabled. The shock now is quite aspherical, likely caused by inhomogeneous cooling effects.

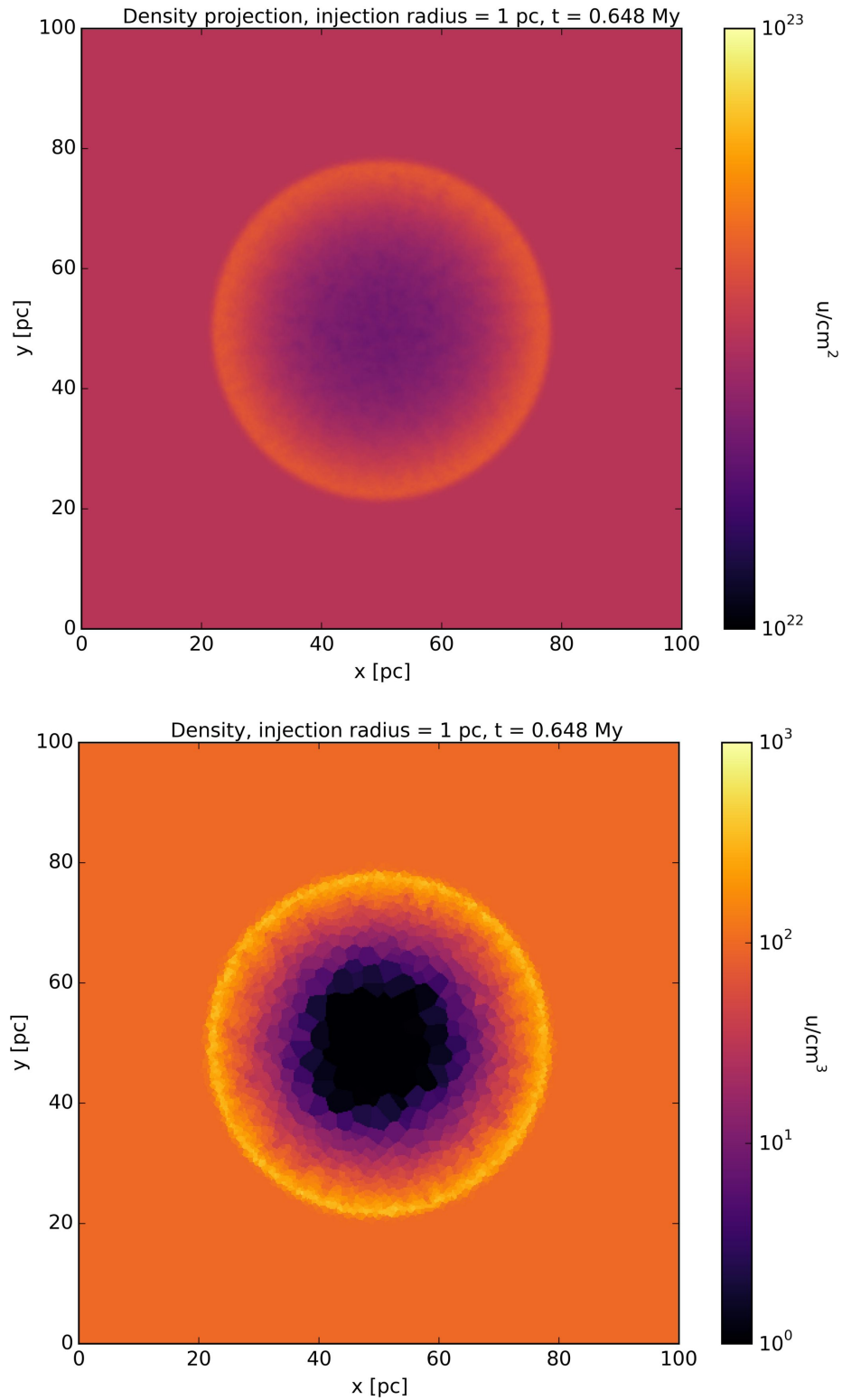


Figure 3.9: Density projection and slice of a single supernova remnant with injection radius of 1 pc in the snowplow phase ( $t \approx 16.6$  Mys) and initial uniform density of  $100 u/\text{cm}^3$ . Chemistry and cooling is disabled.

### 3 Discussion of results

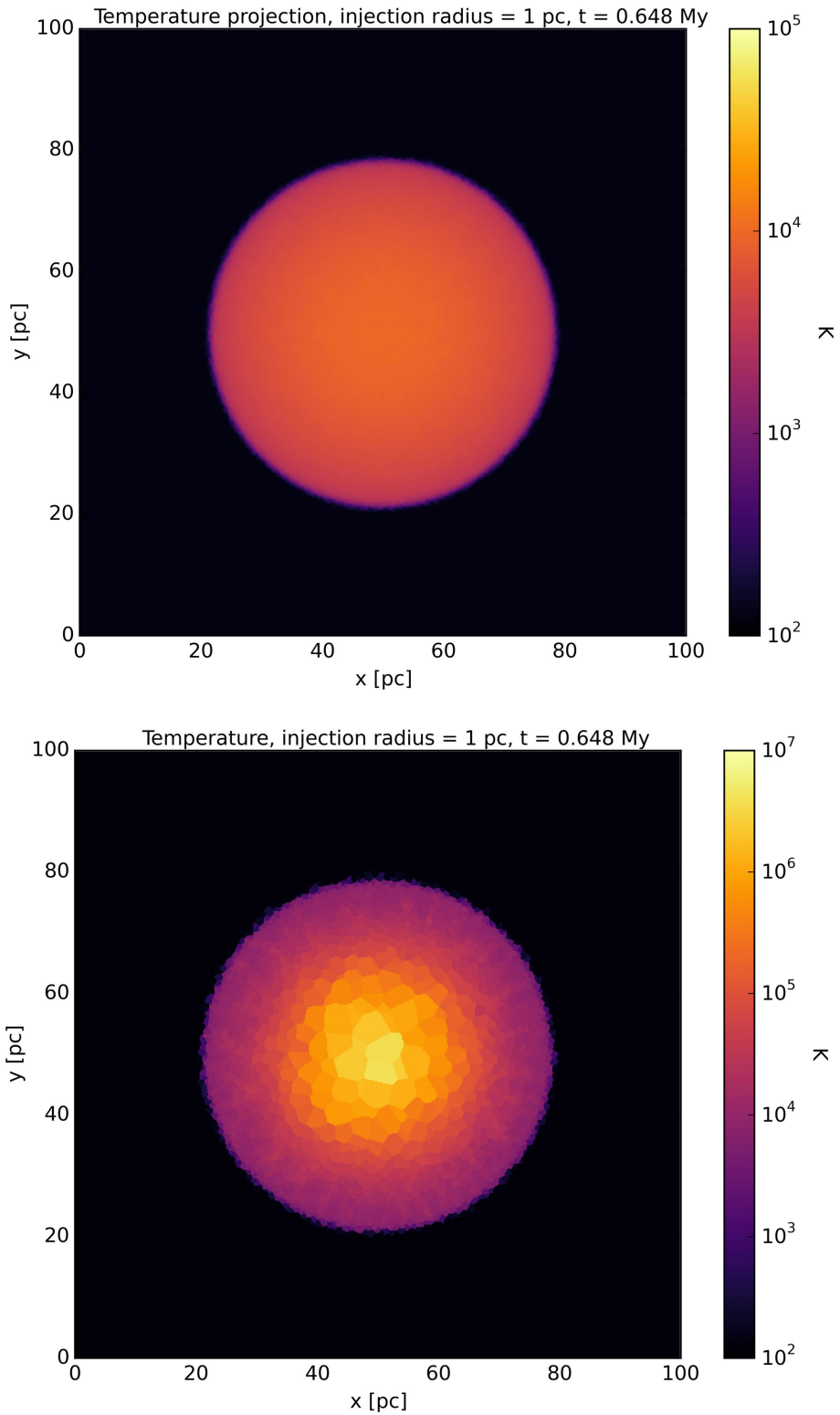


Figure 3.10: Density-weighted mean temperature along the line of sight and slice of a single supernova remnant with injection radius of 1 pc in the snowplow phase ( $t \approx 16.6$  Mys) and initial uniform density of  $100 \text{ u/cm}^3$ . Chemistry and cooling is disabled.




Figure 3.11: A false colour image of Cassiopeia A using images from the Hubble, Spitzer telescopes and the Chandra X-ray Observatory. Cassiopeia A is a supernova remnant of a SN that happened around 330 years ago. It is asymmetric, with two Jets protruding (Fesen et al., 2006). The image is in the public domain.

## 3.2 Supernova feedback

A simulation with our feedback implementation was run for about  $t = 20$  Mys with cubic periodic box of 400 pc per side and an initial density of  $1 \text{ u/cm}^3$ .

Triggered by the supernova explosions, the initially uniform gas collapses. After snapshot 107 ( $t = 10.7$  Mys) sink particles are formed in the densest regions, when reaching a minimal number density of about  $2 \times 10^8 \text{ cm}^{-3}$ . The creation of sink particles limit the upper density reached in the box and also the smallest cell radius, as the mass of mesh cells is held constant by the refinement and derefinement criterion. At snapshot 201 ( $t = 20.1$  Mys) more than 7.8 % of the mass is captured in sink particles, with 1463 sink particles created (Fig. 3.12). At this point the simulation crashes, likely due to issues in the sink particle implementation. As a significant amount of gas is already removed from the influence of SN feedback at this time, we would have stopped the simulation only a few megayears later anyway.

Before the creation of sink particles already some hot, low density gas is present, and cold, dense gas has begun to form (Fig. 3.13).

At the end of the simulation, three more or less distinct phases are discernible in the density-temperature scatter plot (Fig. 3.14): thin gas hotter than  $10^5$  K, warm gas at about  $10^4$  K and cold, dense gas. The temperature structure is similar to that of the three-phase medium of McKee and Ostriker (1977).

In the coldest parts bands are visible in the density-temperature phase space. These might be artefacts caused by interaction of the gas with sink particles, that are created in these densest parts or more likely differences in shielding and pressure in individual collapsing cores.

Large bubbles of hot gas, and structures of cold, dense, collapsed gas are also visible in the temperature and density plots and slices (Fig. 3.15, 3.16, 3.17 and 3.18). As the cell mass is held about constant, the low density gas cells are quite large, reaching a diameter of over 50 pc at the end of the simulation.

Most supernovas were created in thin gas, with all but one mean density of the SNR under  $15 \text{ u/cm}^3$ . As the dense gas only fills a small fraction of the box, it is unlikely that a supernova is set off near a dense gas cell. While the radius of the SNR varies widely (about 1 to 45pc, see Fig. 3.19), the mass is more constrained ( $\approx 4 - 15M_{\odot}$ , see Fig. 3.20), with one heavy SN, the only one that might have occurred in a dense region. As the target mass for the SNR was set quite low,



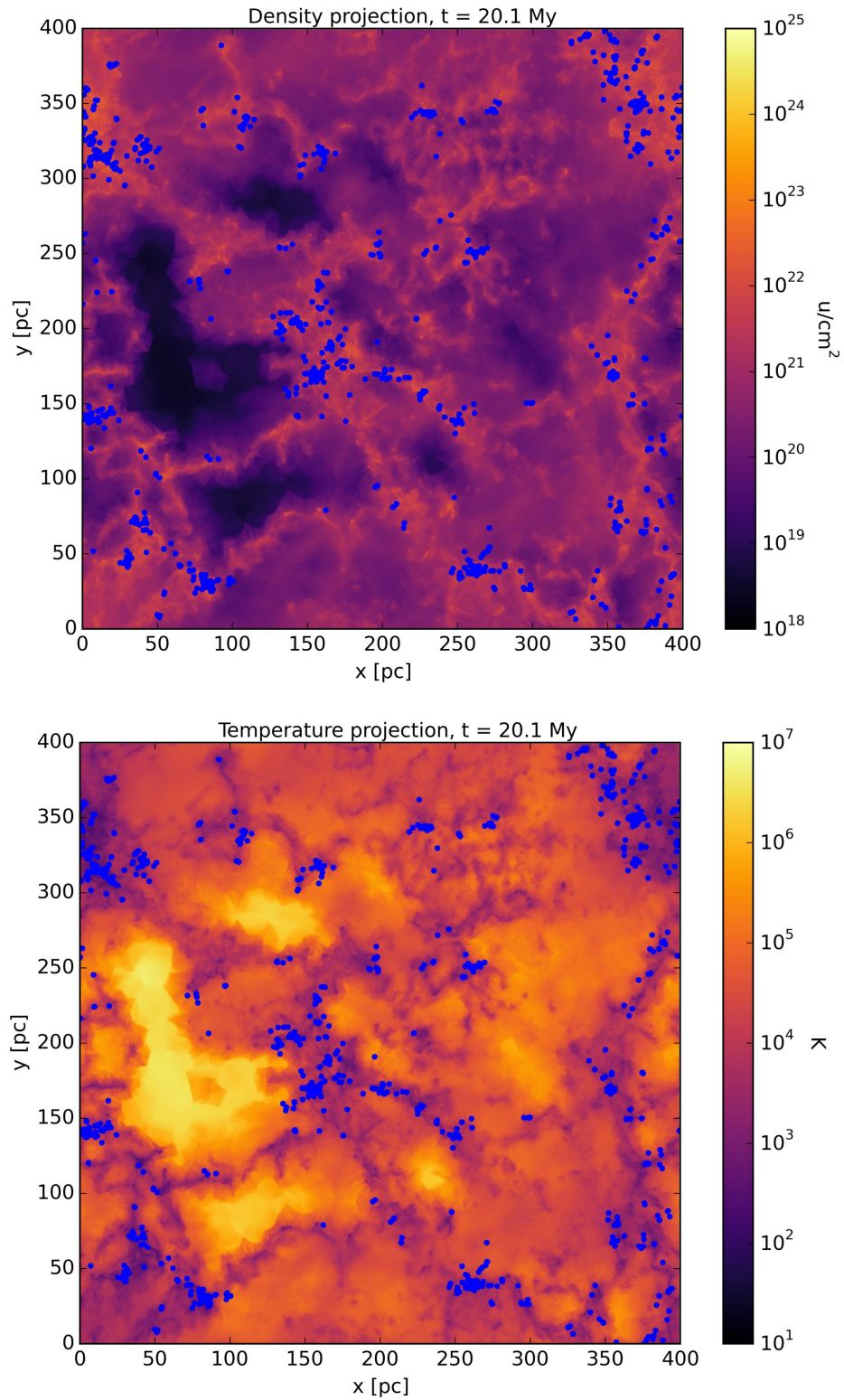


Figure 3.12: Projection of density and temperature with the location of sinks particles overlaid; the initial density  $1 \text{ u}/\text{cm}^3$ .

3 Discussion of results

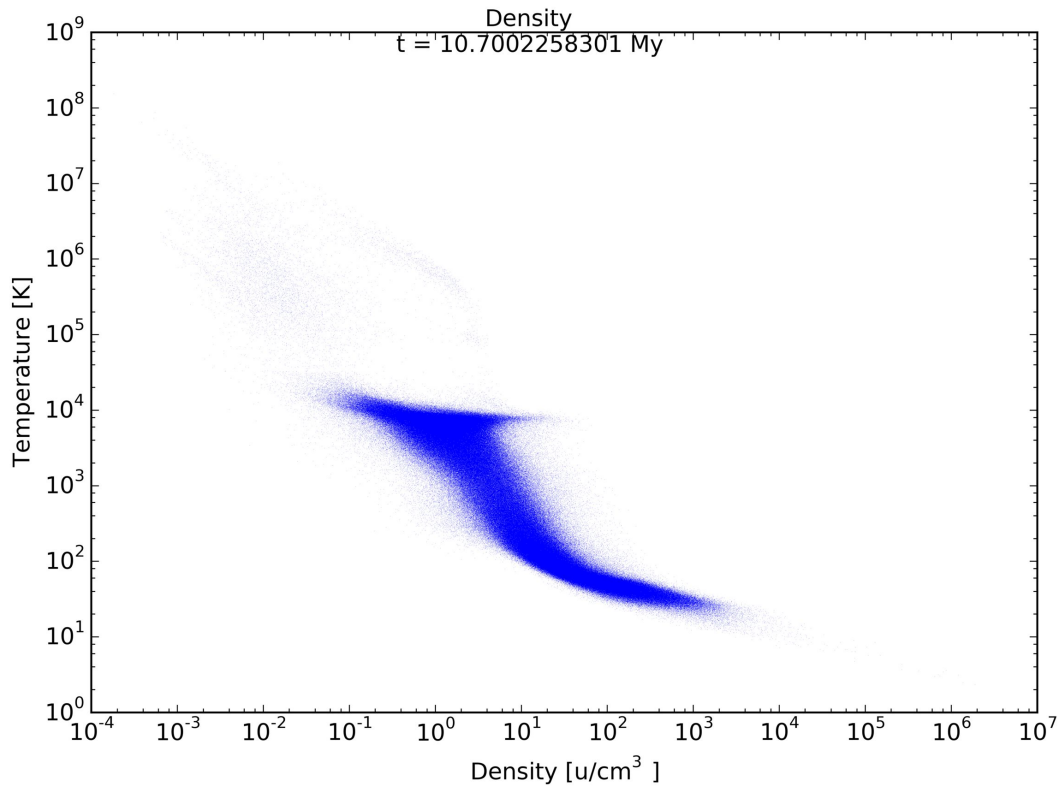


Figure 3.13: Density vs. temperature just before the creation of sinks.

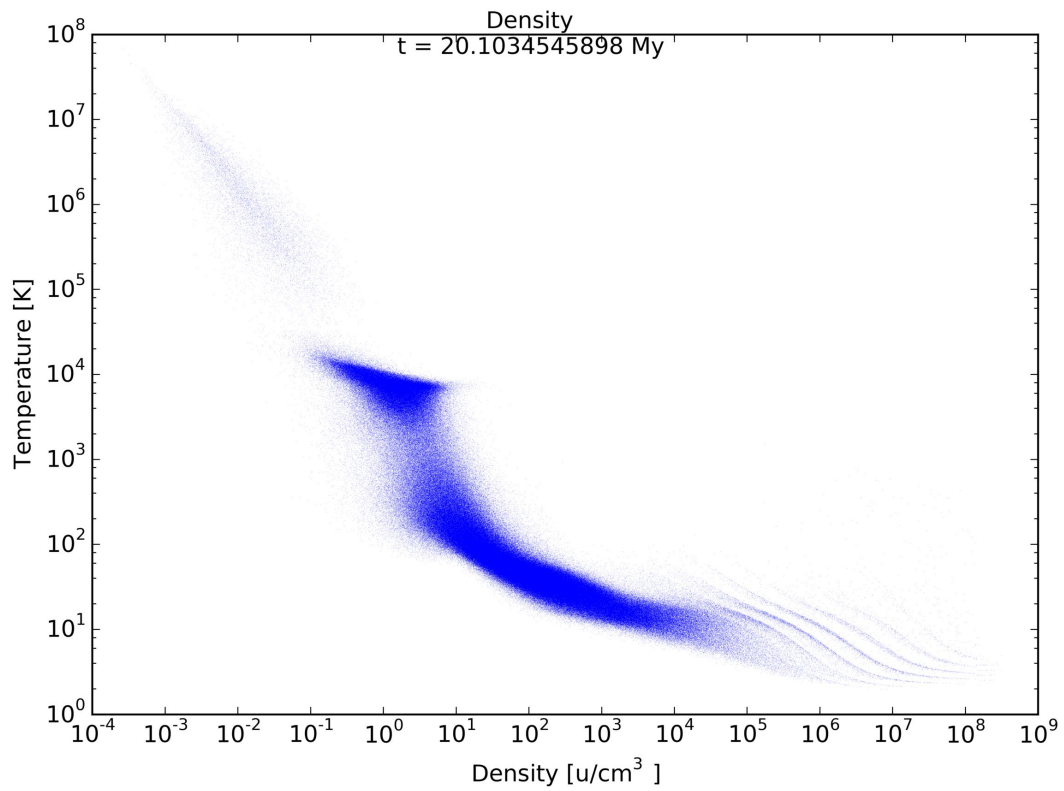


Figure 3.14: Density vs. temperature at  $t = 20.1 \text{ Mys}$ .

### 3 Discussion of results

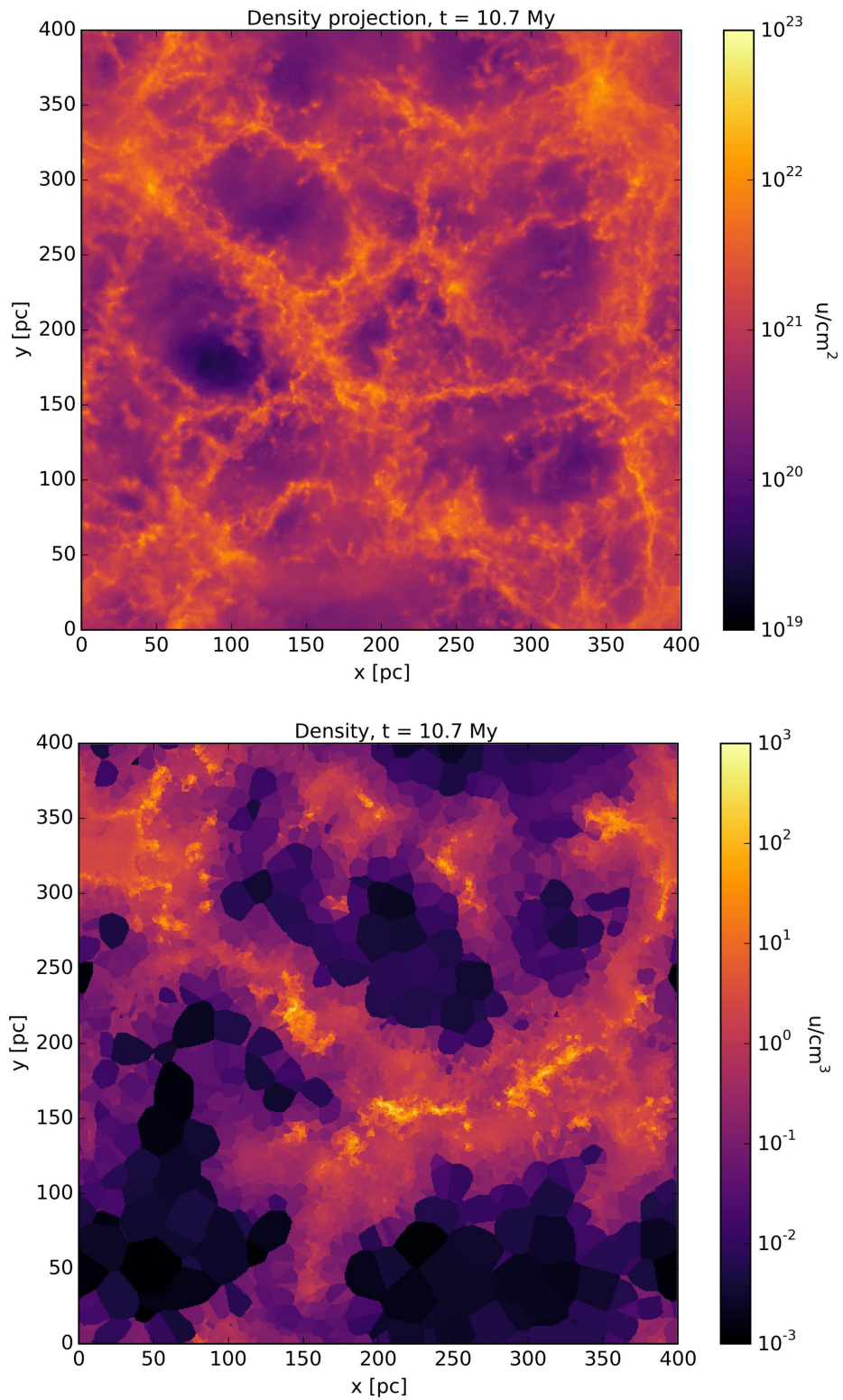


Figure 3.15: Projection and slice of density, with initial density of  $1 u/cm^3$  before the creation of sink particles ( $t = 10.7 Mys$ ).



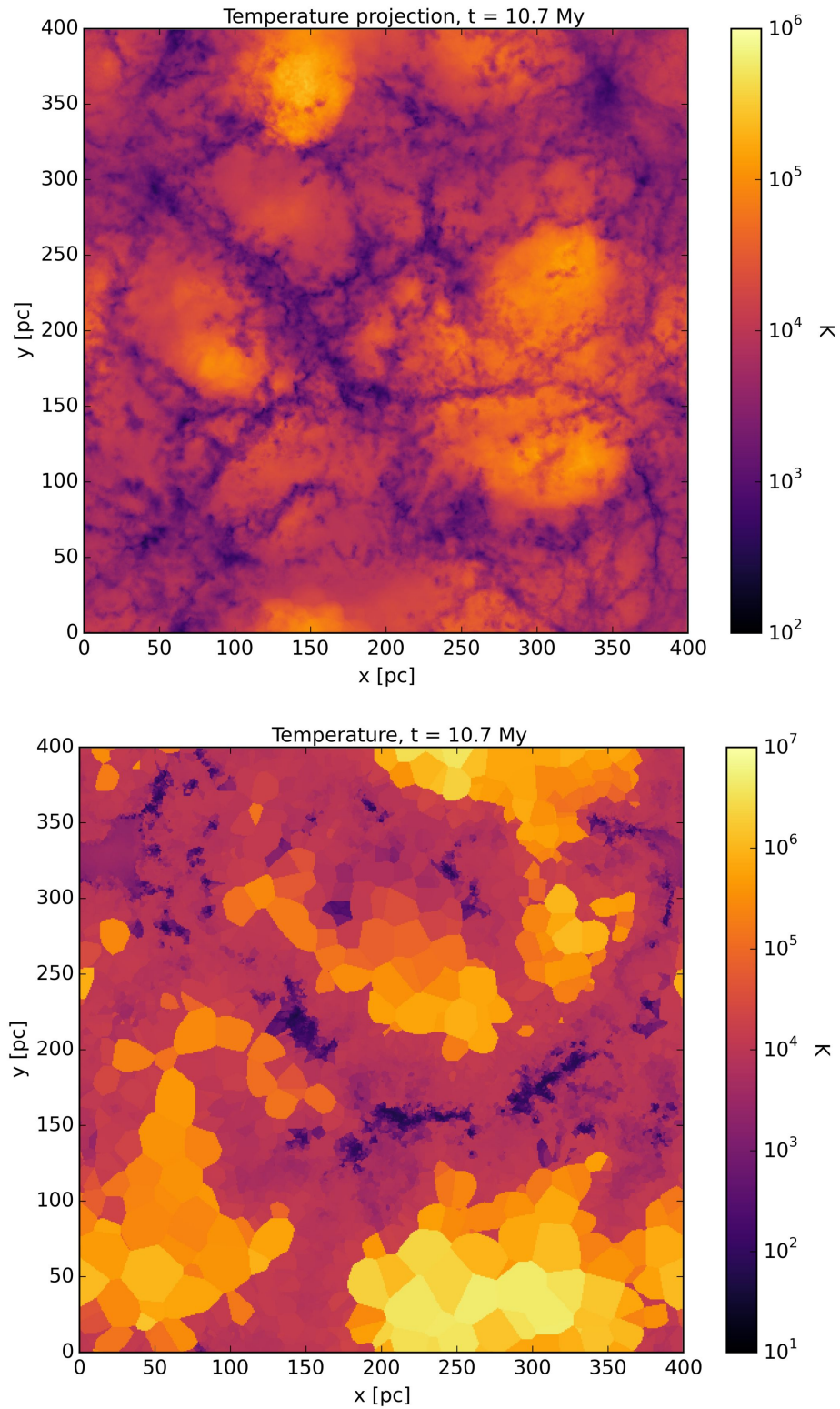


Figure 3.16: Density-weighted mean temperature along the line of sight and slice of temperature, with initial density of  $1 \text{ u/cm}^3$  before the creation of sink particles ( $t = 10.7 \text{ Mys}$ ).

### 3 Discussion of results

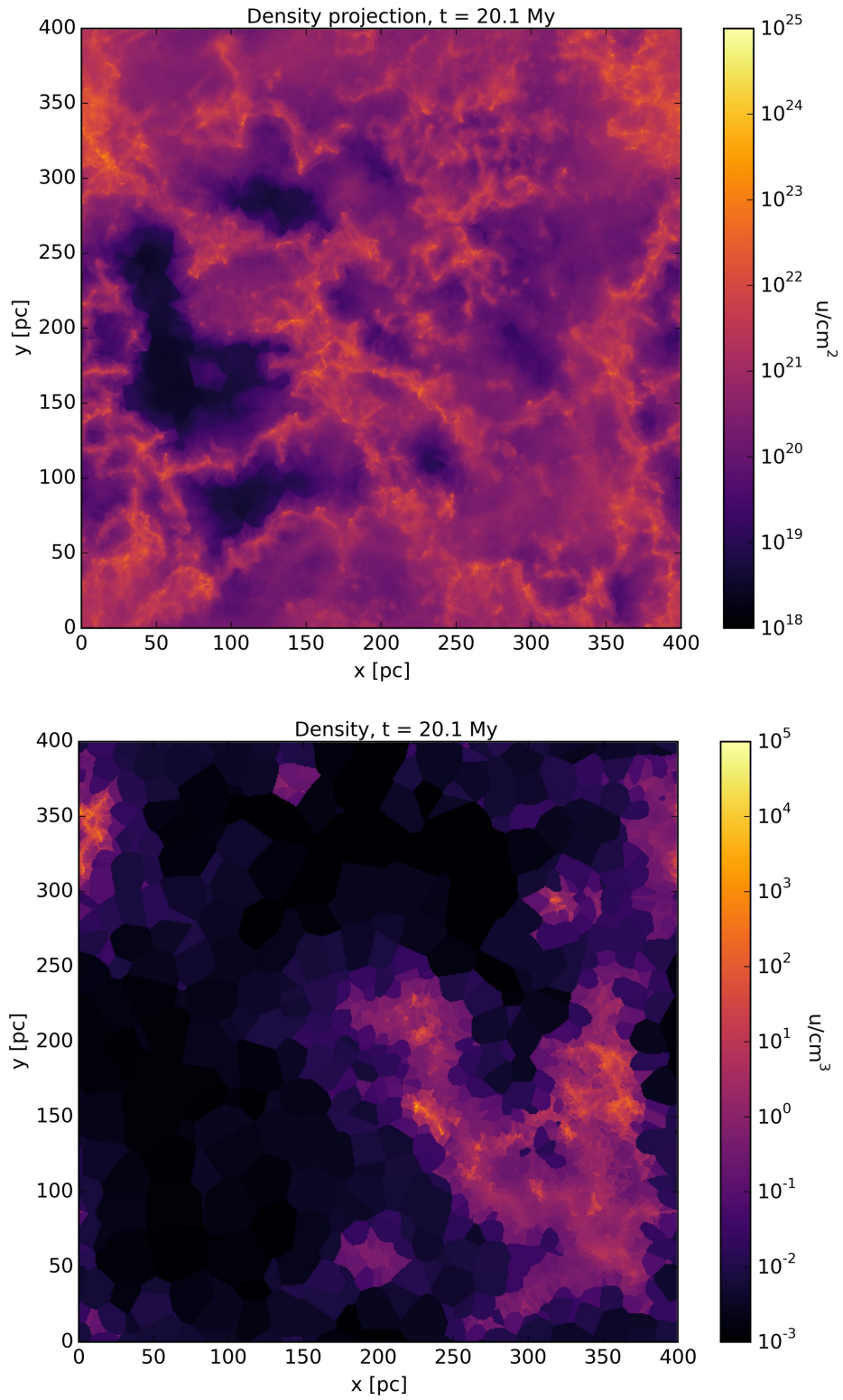


Figure 3.17: Projection and slice of density at the end of the simulation ( $t = 20.1$  Mys), with initial density of  $1 \text{ u/cm}^3$ .

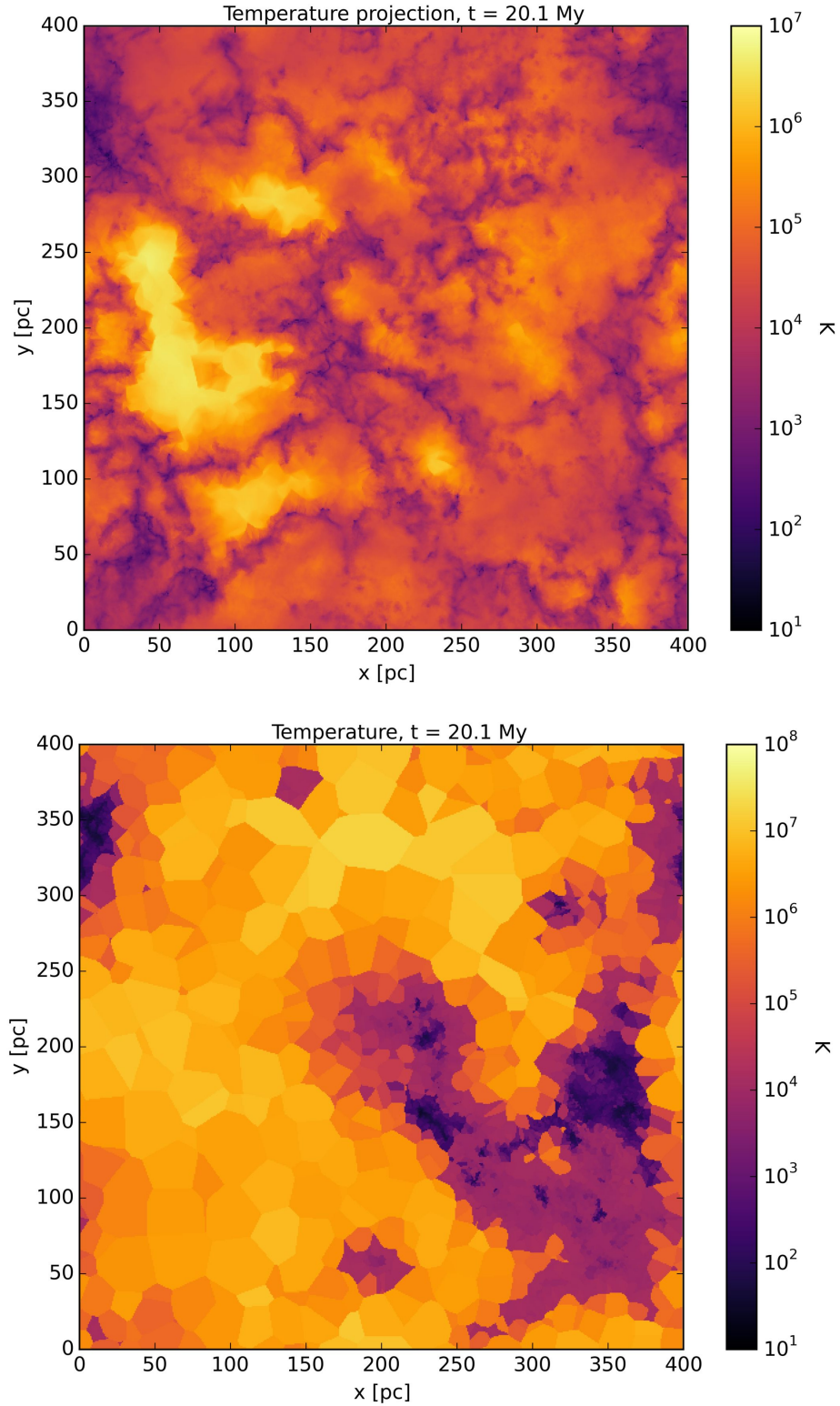


Figure 3.18: Density-weighted mean temperature along the line of sight and slice of temperature at the end of the simulation ( $t = 20.1$  Mys), with an uniform density of  $1 \text{ u/cm}^3$  at the beginning of the simulation.

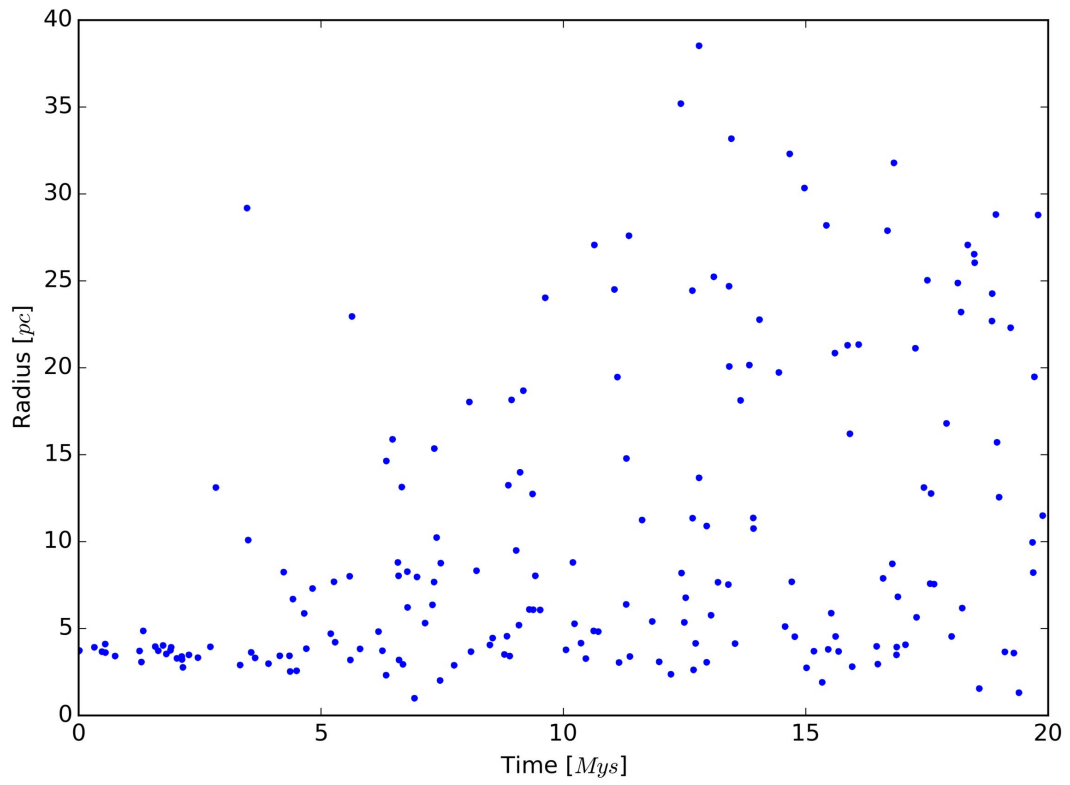


Figure 3.19: Radii of the supernovas.



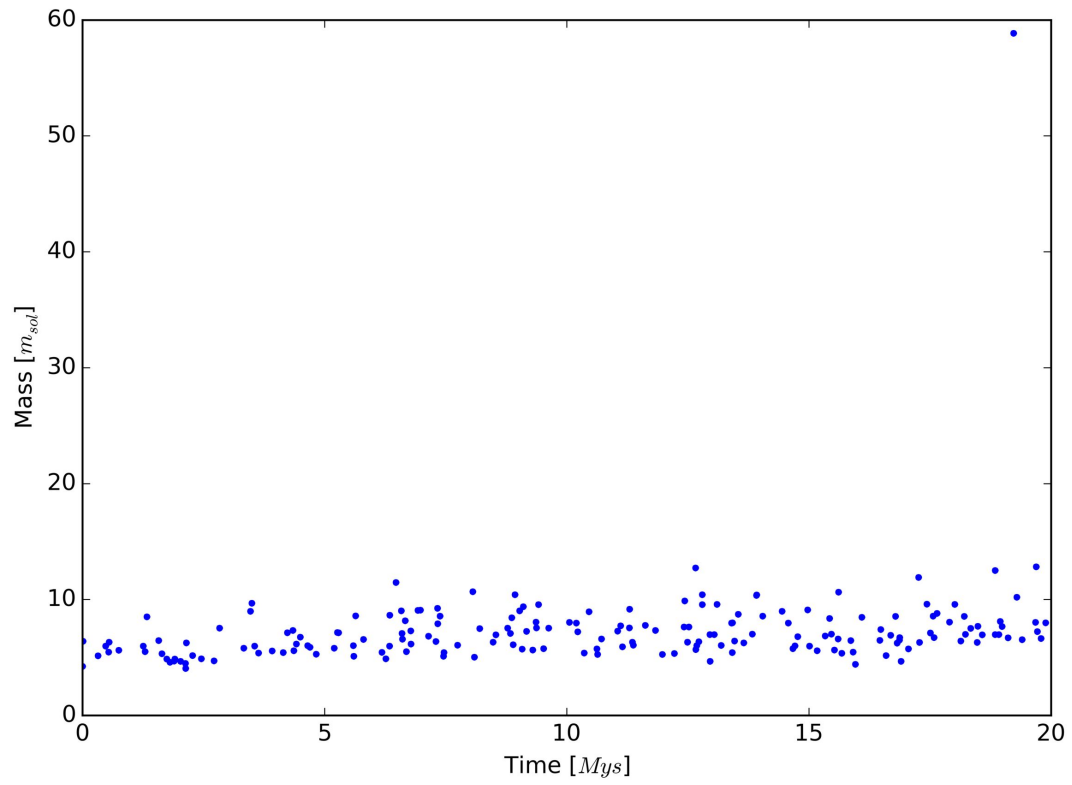


Figure 3.20: Mass of the supernovas.

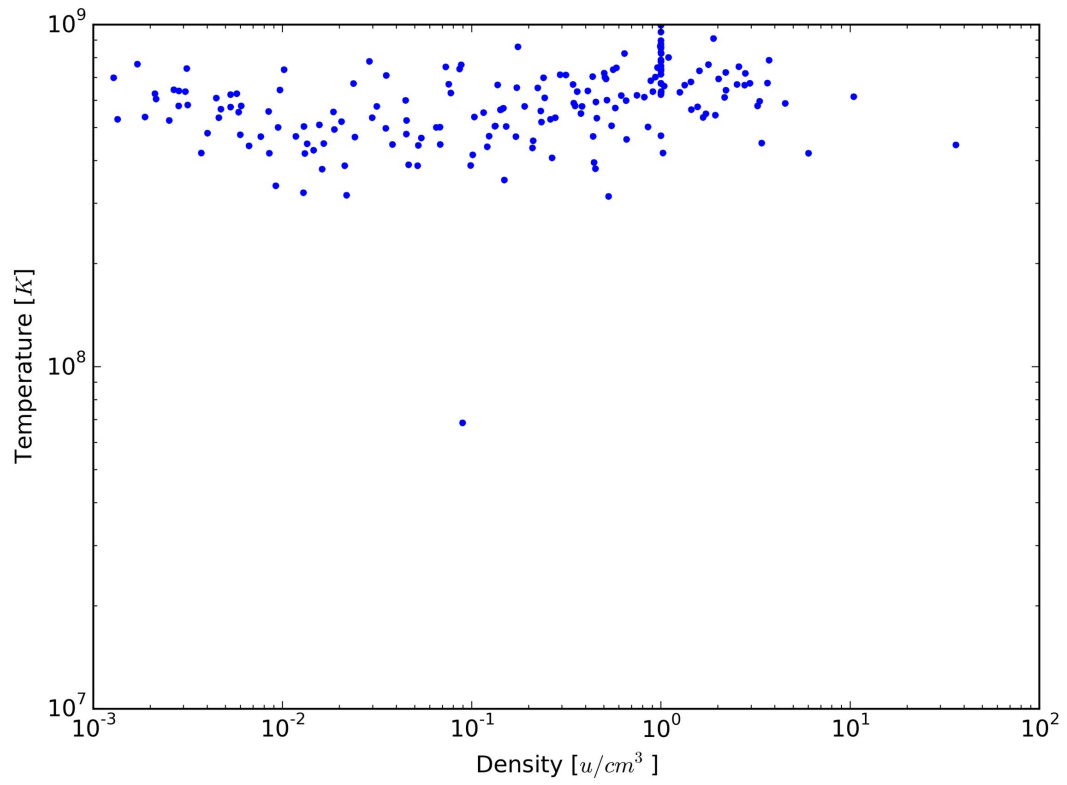


Figure 3.21:  
Initial temperatures vs. densities of the supernova remnants.

for most the minimal particle number criterion of six cells applied. Only one encompassed seven particles.

The initial temperature of the SN, estimated from the specific energy density, shows that all supernovae but one were hot ( $T > 4 \times 10^8$  K, see Fig. 3.21), so were likely not affected by overcooling. As the development of individual SN was not tracked, it is not quite clear though, whether SNR with large initial radii actually captured the Sedov-Taylor phase correctly.

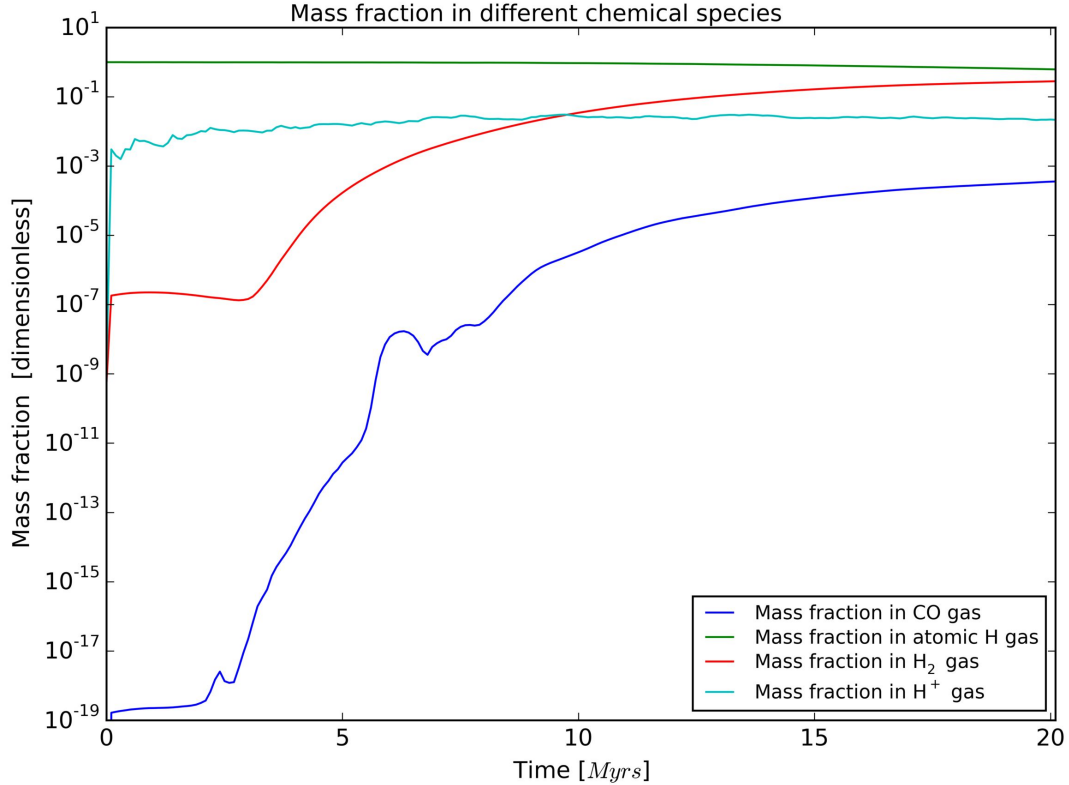


Figure 3.22: Mass fraction of the chemical species, simulation with initial density  $1 \text{ u/cm}^3$ . Note that SGChem uses fractional abundances internally.

As the supernovas happen from the beginning of the simulation, a significant amount of gas is ionized almost from the start. At first almost no CO is present. As dense and cold gas is formed (e.g. see Fig. 3.23) also CO can form, and its abundance rises quickly, in turn with an increase of molecular hydrogen at about 3 Mys (see also Fig. 3.22). While the ionized fraction soon reaches an approximately constant value of  $\approx 1\%$ , molecular hydrogen and CO still have

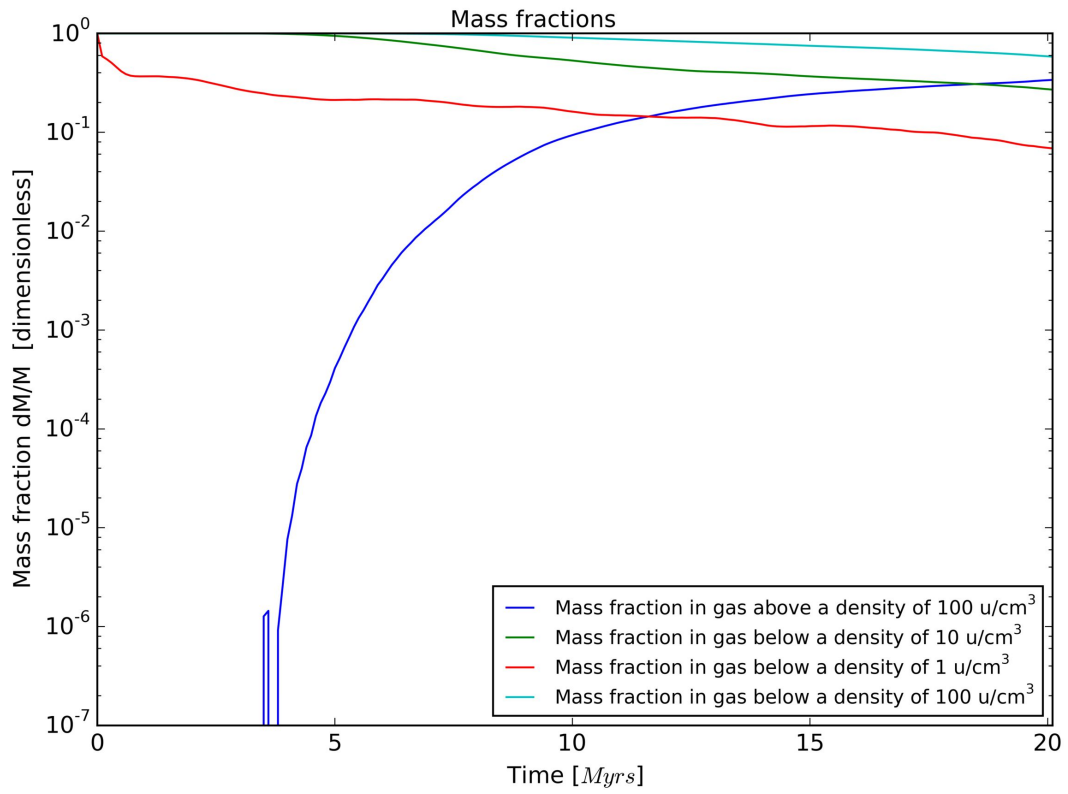


Figure 3.23: Mass fraction of the gas below and above certain densities, simulation with initial density  $1 \text{ u/cm}^3$ .

not settled into equilibrium at the end of the simulation. As most supernova events are happening outside of dense clouds, they are not able to disrupt the dense molecular cores. E.g. in comparison only half of the gas in the Milkyway is in dense clouds (Ferrière, 2001). Gatto et al. (2014) also see a larger than 50% fraction of gas in dense clouds, while peak driving leads to a filamentary ISM.

Simulations with mixed driving, i.e. setting of a fraction of the SN events inside dense cores (e.g. at sink particle locations) might be interesting to see if SN are able to destroy molecular regions, as it is seen e.g. by Gatto et al. (2014).

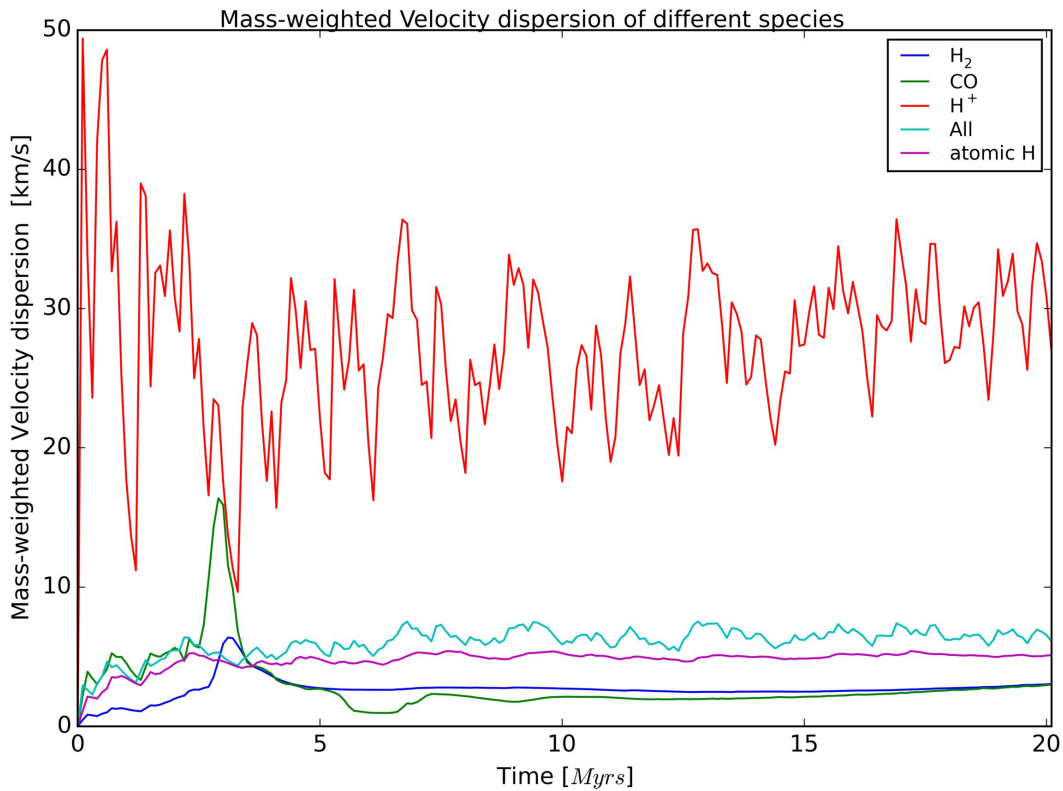


Figure 3.24: Average 1d mass-weighted velocity dispersion of different chemical species, simulation with initial density  $1 \text{ u/cm}^3$ .

The average 1d mass-weighted velocity dispersions (see Fig. 3.24) after only a few megayears reaches  $20 - 50 \text{ km/s}$  for ionized hydrogen and  $5 - 8 \text{ km/s}$  for other gas. Gatto et al. (2014) report similar values in runs with  $1 \text{ u/cm}^3$  and random driving with similar event frequency.

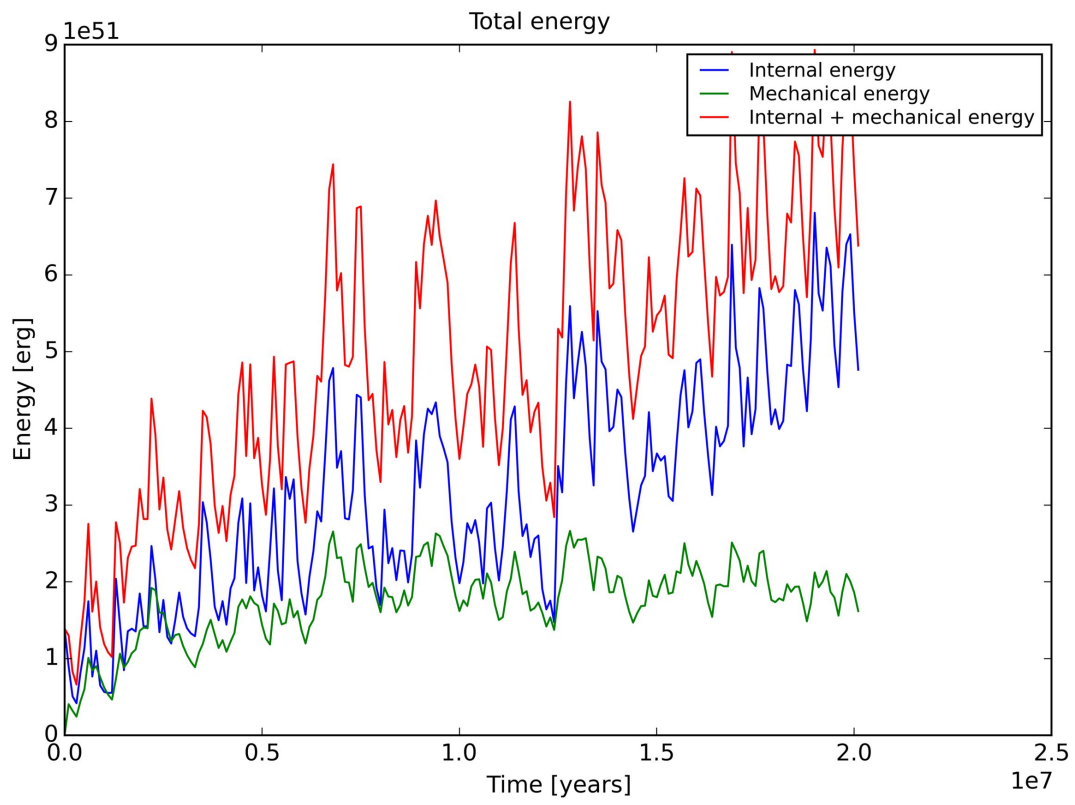


Figure 3.25: Total kinetic and thermal energy in the box over time, simulation with initial density  $1 \text{ u/cm}^3$ . Energy lost in radiative cooling is not shown.

Most of the injected energy gets lost, likely radiated away (see Fig. 3.25). While an upward trend is visible for thermal energy, e.g. the box heats up, the kinetic energy stays roughly in the range of  $1.5$  to  $2.5 \times 10^{51}$  erg. This is consistent with the roughly constant velocity dispersions.

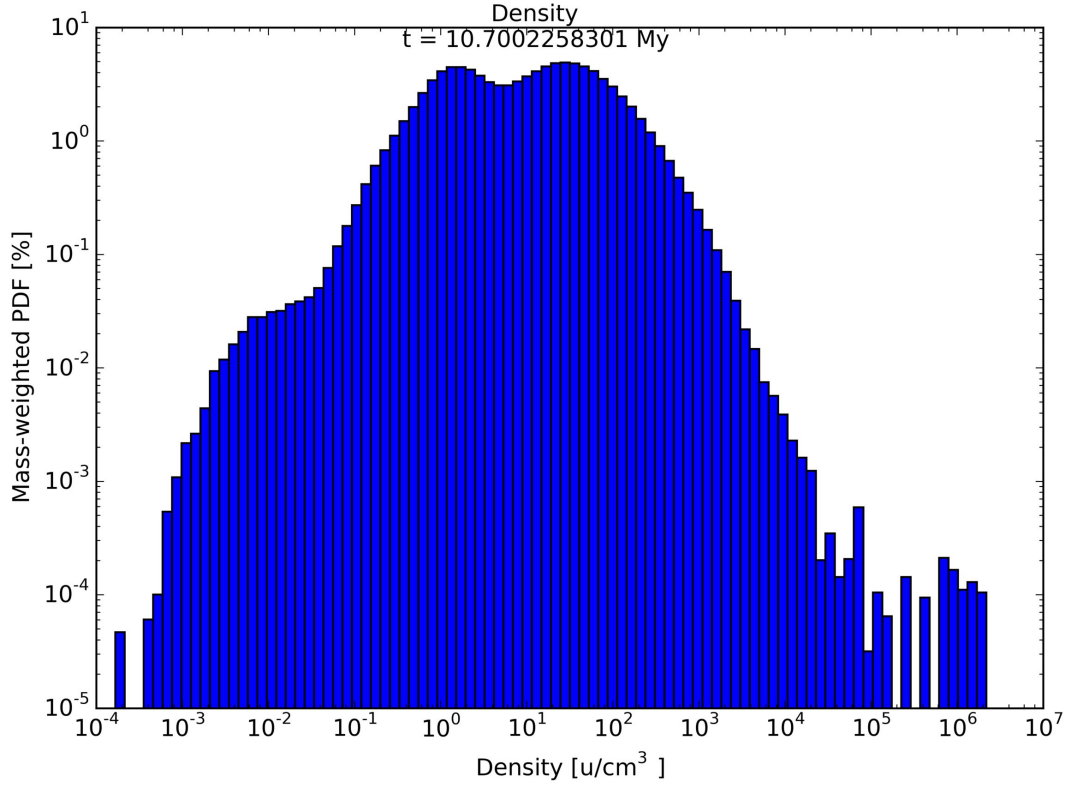


Figure 3.26: Mass-weighted density PDF at  $t = 10.7$  Mys, simulation with initial density  $1 \text{ u/cm}^3$ .

The mass-weighted density PDF in Fig. 3.26 and Fig. 3.27 show how at the end of the simulation more than half of the mass has been captured in the high density fraction. On contrast to the thermal runaway regime that Gatto et al. (2014) see for random driving, where almost no gas at about  $\sim 1 \text{ u/cm}^3$  is left, in our simulation a significant amount of gas still is in this regime though, more comparable to the PDF of their mixed driving scheme, but with more hot gas.

The feedback simulation runs finished at the time of writing has still some quirks:

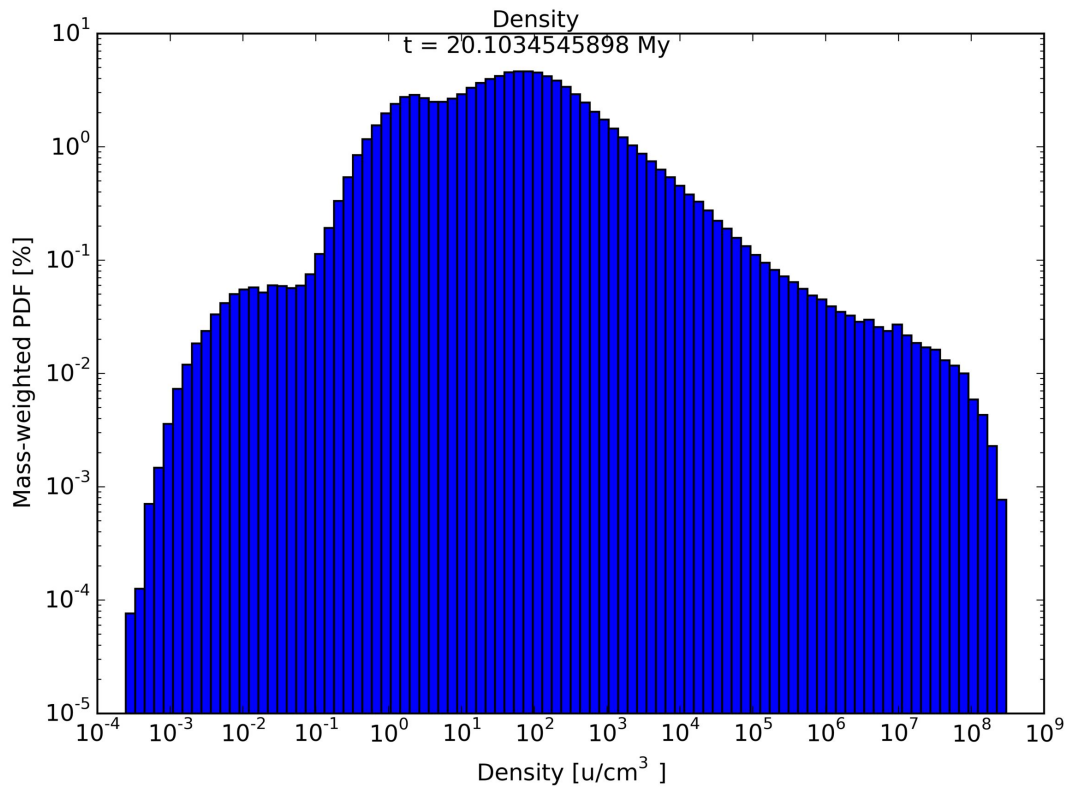


Figure 3.27: Mass-weighted density PDF at  $t = 20.1$  Mys, simulation with initial density  $1 \text{ u}/\text{cm}^3$ .



1. A single supernova was fired out of order and its coordinates are duplicate of the following one at  $t = 12.4914$  Mys and  $t = 12.4913$  Mys respectively. This is likely caused by a bug in the SN routine. The Anderson-Darling statistic below was calculated from a time sorted series. The impact of this bug should be small, as only one of 190 SN is affected.
2. In the summation of the volume and mass of gas in the SN sphere an out-of-bounds error was introduced while iterating over the particle properties array, i.e. the each time one element after the end of the static array was accessed. The impact of this bug on the simulation result is likely small, as the data of the invalid data section when reinterpreted for the “particle” structure must produce just the right coordinates to lay inside a SN region. The bug was fixed in the mean time, but is still present for the previous results.

As the simulation run took almost a week to calculate on 386 CPUs, because of limited time at the end of writing the thesis and the cause of problem 1. and 2. is not yet found, the analysis below is of a simulation run with those problems uncorrected. The impact on the results are likely small, but a direct comparison in a replication run will likely yield a slightly different outcome.

### 3.3 Testing the driving scheme

The mean time between supernovas in the simulation is 113 kys. This is slightly higher than the specified SN period of 102 kys, which is expected, as a supernova is only injected during the next occupied timesteps for that it is scheduled. Also only one supernova can occur per timestep, which might limit the number of SN in time intervals with large timesteps. This is also visible in Fig. 3.28, with most of the ECDF laying below the CDF of the exponential distribution<sup>3</sup>.

The standard deviation of the time between supernovas is 112 kys, close to the mean and matches the value expected from the exponential distribution. Also an

---

<sup>3</sup>The cumulative distribution function (CDF)  $F_X(x)$  gives the probability, that a continuous random variable of a probability distribution is smaller than  $x$ , i.e.  $F_X(x) = P(X < x)$  (Wikipedia contributors, 2015c). The CDF of the exponential distribution is  $F_X(x) = 1 - e^{-\lambda x}$  (Wikipedia contributors, 2015a). The empirical cumulative distribution function (ECDF) is the CDF of an actual experimental sample. It is a step function that increases by  $1/n$ , at the value of each of the  $n$  samples Wikipedia contributors (2015b).

### 3 Discussion of results

Anderson-Darling test can not reject the null-hypothesis that the distribution is drawn from the exponential distribution (with an AD statistic of 0.207 and critical values of 0.919, 1.074, 1.337, 1.601 and 1.951 for an significance level of 15%, 10%, 5%, 2.5% and 1% respectively (Stephens, 1977; Eric Jones et al., 2001); see also B.54). Therefore it seems likely that the implementation shows the expected behaviour.

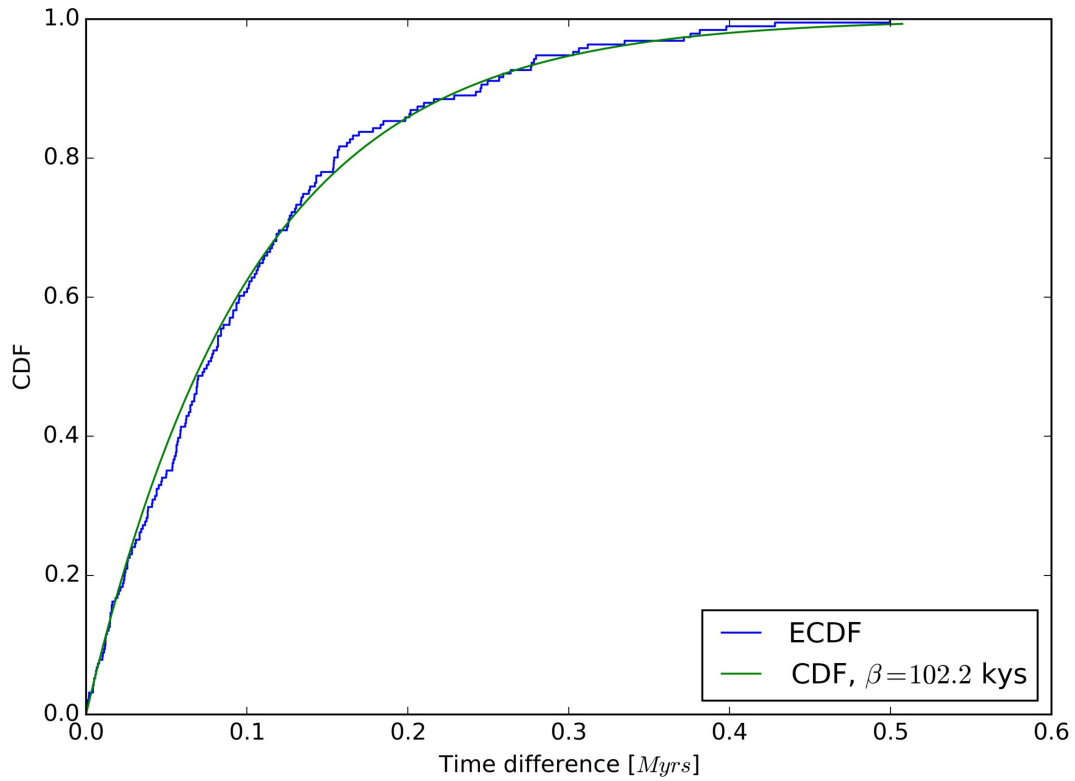


Figure 3.28: Cumulative distribution function of the time between SN events, simulation with initial density  $1 \text{ u/cm}^3$ .

## 4 Conclusion

A simple treatment of supernova feedback for the astrophysical simulation software **Arepo** in the energy conserving regime only was implemented for this thesis. A fixed amount of thermal energy is injected into a cells inside a spherical region containing a certain mass, with the location and time of supernova events determined stochastically.

The general approach was first tested by simulating a single supernova with energy injection already done in the initial conditions, with and without cooling. Large errors in the estimation of the volume of the cells in the SN energy injection region limit the significance of these simulations. Still overcooling effects were likely observed for the largest injection radii.

For testing the implementation in **Arepo**, a simulation of an initially uniform density box ( $\rho = 1 \text{ u/cm}^3$ ) was run, with supernovas set off at random locations at a rate derived from the Kennicutt-Schmidt relation (Kennicutt, 1998). These lead to gravitational collapse of the gas, and formation of molecular gas. Velocity dispersions of the different gas fractions are similar to values reported in comparable simulations by Gatto et al. (2014). The implementation of the stochastic SN generation process is tested by comparison of the empirical cumulative distribution function (ECDF) with the expected CDF and shows the expected behaviour of a slightly lower SN rate than specified. Therefore the simulation seems to work well for fully resolved simulations, where random driving is desired.

### 4.1 Further work

The implementation of supernova feedback for this thesis doesn't have the capability for momentum injection. However, this is something that is present in the full cosmological version of the **Arepo** code and has been addressed more fully by other authors.



# A Bibliography

- Agertz, Oscar et al. (Aug. 2007). “Fundamental differences between SPH and grid methods”. In: *Monthly Notices of the Royal Astronomical Society* 380.3, pp. 963–978. ISSN: 00358711. DOI: 10.1111/j.1365-2966.2007.12183.x. URL: <http://mnras.oxfordjournals.org/content/380/3/963> (visited on 04/18/2014).
- Allamandola, L. J., AGGM Tielens, and J. R. Barker (1989). “Interstellar polycyclic aromatic hydrocarbons-The infrared emission bands, the excitation/emission mechanism, and the astrophysical implications”. In: *The Astrophysical Journal Supplement Series* 71, pp. 733–775. URL: <http://articles.adsabs.harvard.edu/full/1989ApJS...71..733A/0000733.000.html> (visited on 07/11/2015).
- Bagla, J. S. (Dec. 2002). “TreePM: A Code for Cosmological N-Body Simulations”. In: *Journal of Astrophysics and Astronomy* 23, pp. 185–196. ISSN: 0250-6335. DOI: 10.1007/BF02702282. URL: <http://link.springer.com/article/10.1007/%2FBF02702282> (visited on 04/18/2015).
- Barnes, Josh and Piet Hut (Dec. 1986). “A hierarchical  $O(N \log N)$  force-calculation algorithm”. In: 324, pp. 446–449. ISSN: 0028-0836. DOI: 10.1038/324446a0. URL: <http://adsabs.harvard.edu/abs/1986Natur.324..446B> (visited on 04/18/2015).
- Bate, Matthew R., Ian A. Bonnell, and Nigel M. Price (Nov. 1995). “Modelling accretion in protobinary systems”. In: *Monthly Notices of the Royal Astronomical Society* 277, pp. 362–376. ISSN: 0035-8711. URL: <http://adsabs.harvard.edu/abs/1995MNRAS.277..362B> (visited on 04/02/2014).
- Bopp, Eduard (2014). “Moving-mesh hydrodynamics simulations of the gas flow around protoplanets”. Master thesis. Heidelberg.
- Bryan, Greg L. et al. (Apr. 2014). “ENZO: AN ADAPTIVE MESH REFINEMENT CODE FOR ASTROPHYSICS”. In: *The Astrophysical Journal Supplement Series* 211.2, p. 19. ISSN: 0067-0049, 1538-4365. DOI: 10.1088/0067-

## A Bibliography

- 0049/211/2/19. URL: <http://stacks.iop.org/0067-0049/211/i=2/a=19?key=crossref.d4fd35061146e99159ca193ce756eedb> (visited on 04/17/2015).
- Chabrier, Gilles (July 2003). “Galactic Stellar and Substellar Initial Mass Function”. In: *Publications of the Astronomical Society of the Pacific* 115.809, pp. 763–795. ISSN: 0004-6280. DOI: 10.1086/376392. URL: <http://www.jstor.org/stable/10.1086/376392> (visited on 07/12/2015).
- Clark, Paul C., Simon C. O. Glover, and Ralf S. Klessen (Feb. 2012). “TreeCol: a novel approach to estimating column densities in astrophysical simulations: Column densities in astrophysical simulations”. en. In: *Monthly Notices of the Royal Astronomical Society* 420.1, pp. 745–756. ISSN: 00358711. DOI: 10.1111/j.1365-2966.2011.20087.x. URL: <http://mnras.oxfordjournals.org/cgi/doi/10.1111/j.1365-2966.2011.20087.x> (visited on 04/02/2014).
- De Blok, W. J. G. (Nov. 2009). “The Core-Cusp Problem”. en. In: *Advances in Astronomy* 2010, e789293. ISSN: 1687-7969. DOI: 10.1155/2010/789293. URL: <http://www.hindawi.com/journals/aa/2010/789293/abs/> (visited on 05/21/2015).
- Draine, Bruce T. (2010). *Physics of the Interstellar and Intergalactic Medium*. Englisch. Princeton, N.J.: University Press Group Ltd. ISBN: 978-0-691-12214-4.
- Dubey, A. and B. Van Straalen (Sept. 2013). “Experiences from Software Engineering of Large Scale AMR Multiphysics Code Frameworks”. In: *ArXiv e-prints* 1309, p. 1781. URL: <http://adsabs.harvard.edu/abs/2013arXiv1309.1781D> (visited on 04/16/2015).
- Dubey, A. et al. (Apr. 2008). “Challenges of Extreme Computing using the FLASH code”. In: vol. 385, p. 145. ISBN: 1050-3390. URL: <http://aspbooks.org/custom/publications/paper/385-0145.html> (visited on 04/16/2015).
- Emsley, John (1995). *The Elements*. Oxford University Press, New York.
- Eric Jones et al. (2001). *scipy.stats.anderson — SciPy v0.15.1 Reference Guide*. URL: <http://docs.scipy.org/doc/scipy-0.15.1/reference/generated/scipy.stats.anderson.html> (visited on 05/04/2015).
- Ferrière, Katia M. (Dec. 2001). “The interstellar environment of our galaxy”. In: *Reviews of Modern Physics* 73.4, pp. 1031–1066. DOI: 10.1103/RevModPhys.73.1031. URL: <http://link.aps.org/doi/10.1103/RevModPhys.73.1031> (visited on 06/23/2015).

- Fesen, Robert A. et al. (July 2006). “The Expansion Asymmetry and Age of the Cassiopeia A Supernova Remnant”. en. In: *The Astrophysical Journal* 645.1, p. 283. ISSN: 0004-637X. DOI: 10.1086/504254. URL: <http://iopscience.iop.org/0004-637X/645/1/283> (visited on 07/19/2015).
- Fryxell, B. et al. (Nov. 2000). “FLASH: An Adaptive Mesh Hydrodynamics Code for Modeling Astrophysical Thermonuclear Flashes”. en. In: *The Astrophysical Journal Supplement Series* 131.1, p. 273. ISSN: 0067-0049. DOI: 10.1086/317361. URL: <http://iopscience.iop.org/0067-0049/131/1/273> (visited on 04/14/2015).
- Gatto, A. et al. (Oct. 2014). “Modelling the supernova-driven ISM in different environments”. In: *arXiv:1411.0009 [astro-ph]*. URL: <http://arxiv.org/abs/1411.0009> (visited on 01/31/2015).
- Gent, F. A. et al. (June 2013). “The supernova-regulated ISM – I. The multiphase structure”. en. In: *Monthly Notices of the Royal Astronomical Society* 432.2, pp. 1396–1423. ISSN: 0035-8711, 1365-2966. DOI: 10.1093/mnras/stt560. URL: <http://mnras.oxfordjournals.org.ubproxy.ub.uni-heidelberg.de/content/432/2/1396> (visited on 06/29/2015).
- Glover, Simon C. O. and Paul C. Clark (Mar. 2012a). “Approximations for modelling CO chemistry in giant molecular clouds: a comparison of approaches”. en. In: *Monthly Notices of the Royal Astronomical Society* 421.1, pp. 116–131. ISSN: 0035-8711, 1365-2966. DOI: 10.1111/j.1365-2966.2011.20260.x. URL: <http://mnras.oxfordjournals.org.ubproxy.ub.uni-heidelberg.de/content/421/1/116> (visited on 06/16/2015).
- (Oct. 2012b). “Star formation in metal-poor gas clouds”. en. In: *Monthly Notices of the Royal Astronomical Society* 426.1, pp. 377–388. ISSN: 0035-8711, 1365-2966. DOI: 10.1111/j.1365-2966.2012.21737.x. URL: <http://mnras.oxfordjournals.org.ubproxy.ub.uni-heidelberg.de/content/426/1/377> (visited on 06/16/2015).
- Glover, Simon C. O. and Mordecai-Mark Mac Low (Apr. 2007a). “Simulating the Formation of Molecular Clouds. I. Slow Formation by Gravitational Collapse from Static Initial Conditions”. en. In: *The Astrophysical Journal Supplement Series* 169.2, p. 239. ISSN: 0067-0049. DOI: 10.1086/512238. URL: <http://iopscience.iop.org/0067-0049/169/2/239> (visited on 02/11/2015).
- (2007b). “Simulating the formation of molecular clouds. II. Rapid formation from turbulent initial conditions”. In: *The Astrophysical Journal* 659.2, p. 1317.

## A Bibliography

- URL: <http://iopscience.iop.org/0004-637X/659/2/1317> (visited on 04/02/2014).
- Grecco, Hernan E. et al. (Feb. 2015). *Pint*. URL: <https://pypi.python.org/pypi/Pint/0.6> (visited on 02/11/2015).
- Habing, H. J. (Jan. 1968). “The interstellar radiation density between 912 Å and 2400 Å”. In: *Bulletin of the Astronomical Institutes of the Netherlands* 19, p. 421. ISSN: 0365-8910. URL: <http://adsabs.harvard.edu/abs/1968BAN...19..421H> (visited on 06/16/2015).
- Heger, A. et al. (July 2003). “How Massive Single Stars End Their Life”. In: *The Astrophysical Journal* 591, pp. 288–300. ISSN: 0004-637X. DOI: 10.1086/375341. URL: <http://adsabs.harvard.edu/abs/2003ApJ...591..288H> (visited on 04/21/2015).
- Hernquist, Lars, Francois R. Bouchet, and Yasushi Suto (Feb. 1991). “Application of the Ewald method to cosmological N-body simulations”. In: *The Astrophysical Journal Supplement Series* 75, pp. 231–240. ISSN: 0067-0049. DOI: 10.1086/191530. URL: <http://adsabs.harvard.edu/abs/1991ApJS...75..231H> (visited on 05/05/2015).
- Hill, Alex S. et al. (May 2012). “VERTICAL STRUCTURE OF A SUPERNOVA-DRIVEN TURBULENT, MAGNETIZED INTERSTELLAR MEDIUM”. In: *The Astrophysical Journal* 750.2, p. 104. ISSN: 0004-637X, 1538-4357. DOI: 10.1088/0004-637X/750/2/104. URL: <http://stacks.iop.org/0004-637X/750/i=2/a=104?key=crossref.fd76def8b27a9c899b6cc05afd2c538d> (visited on 04/02/2014).
- Hopkins, Philip F. (Feb. 2013). “A General Class of Lagrangian Smoothed Particle Hydrodynamics Methods and Implications for Fluid Mixing Problems”. In: *Monthly Notices of the Royal Astronomical Society* 428.4, pp. 2840–2856. ISSN: 0035-8711, 1365-2966. DOI: 10.1093/mnras/sts210. URL: <http://mnras.oxfordjournals.org/content/428/4/2840> (visited on 12/17/2014).
- Hopkins, Philip F., Eliot Quataert, and Norman Murray (Oct. 2011). “Self-regulated star formation in galaxies via momentum input from massive stars”. en. In: *Monthly Notices of the Royal Astronomical Society* 417.2, pp. 950–973. ISSN: 0035-8711, 1365-2966. DOI: 10.1111/j.1365-2966.2011.19306.x. URL: <http://mnras.oxfordjournals.org.ubproxy.ub.uni-heidelberg.de/content/417/2/950> (visited on 12/17/2014).



- (Apr. 2012a). “Stellar Feedback in Galaxies and the Origin of Galaxy-scale Winds”. In: *Monthly Notices of the Royal Astronomical Society* 421.4, pp. 3522–3537. ISSN: 00358711. DOI: 10.1111/j.1365-2966.2012.20593.x. URL: <http://onlinelibrary.wiley.com/doi/10.1111/j.1365-2966.2012.20593.x/abstract> (visited on 12/17/2014).
  - (Apr. 2012b). “The structure of the interstellar medium of star-forming galaxies”. en. In: *Monthly Notices of the Royal Astronomical Society* 421.4, pp. 3488–3521. ISSN: 0035-8711, 1365-2966. DOI: 10.1111/j.1365-2966.2012.20578.x. URL: <http://mnras.oxfordjournals.org/content/421/4/3488> (visited on 05/25/2015).
- Hopkins, Philip F. et al. (Nov. 2014). “Galaxies on FIRE (Feedback In Realistic Environments): stellar feedback explains cosmologically inefficient star formation”. en. In: *Monthly Notices of the Royal Astronomical Society* 445.1, pp. 581–603. ISSN: 0035-8711, 1365-2966. DOI: 10.1093/mnras/stu1738. URL: <http://mnras.oxfordjournals.org/content/445/1/581> (visited on 10/29/2014).
- Joung, M. K. Ryan and Mordecai-Mark Mac Low (Dec. 2006). “Turbulent Structure of a Stratified Supernova-driven Interstellar Medium”. en. In: *The Astrophysical Journal* 653.2, p. 1266. ISSN: 0004-637X. DOI: 10.1086/508795. URL: <http://iopscience.iop.org/0004-637X/653/2/1266> (visited on 05/21/2015).
- Joung, M. Ryan, Mordecai-Mark Mac Low, and Greg L. Bryan (Oct. 2009). “DEPENDENCE OF INTERSTELLAR TURBULENT PRESSURE ON SUPERNOVA RATE”. In: *The Astrophysical Journal* 704.1, pp. 137–149. ISSN: 0004-637X, 1538-4357. DOI: 10.1088/0004-637X/704/1/137. URL: <http://stacks.iop.org/0004-637X/704/i=1/a=137?key=crossref.617a4eb97a00afe45ad1bb846c187772> (visited on 04/02/2014).
- Kennicutt Robert C., Jr. (May 1998). “The Global Schmidt Law in Star-forming Galaxies”. In: *The Astrophysical Journal* 498, pp. 541–552. ISSN: 0004-637X. DOI: 10.1086/305588. URL: <http://adsabs.harvard.edu/abs/1998ApJ...498..541K> (visited on 02/06/2015).
- Klessen, Ralf S. and Simon C. O. Glover (Dec. 2014). “Physical Processes in the Interstellar Medium”. In: *arXiv:1412.5182 [astro-ph]*. URL: <http://arxiv.org/abs/1412.5182> (visited on 07/07/2015).

## A Bibliography

- Knuth, Donald E. (1998). “3.4.1 D: The exponential distribution”. In: *Sorting and Searching*. Vol. 2. The Art of Computer Programming. Reading, Massachusetts: Addison-Wesley. ISBN: 0-201-89684-2.
- Kuan, Yi-Jehng et al. (2003). “Interstellar glycine”. In: *The Astrophysical Journal* 593.2, p. 848. URL: <http://iopscience.iop.org/0004-637X/593/2/848> (visited on 07/11/2015).
- Mac Low, Mordecai-Mark and Ralf S. Klessen (Jan. 2004). “Control of star formation by supersonic turbulence”. In: *Reviews of Modern Physics* 76.1, pp. 125–194. DOI: 10.1103/RevModPhys.76.125. URL: <http://link.aps.org/doi/10.1103/RevModPhys.76.125> (visited on 07/07/2015).
- Martizzi, Davide, Claude-André Faucher-Giguère, and Eliot Quataert (Sept. 2014). “Supernova Feedback in an Inhomogeneous Interstellar Medium”. In: *arXiv:1409.4425 [astro-ph]*. arXiv: 1409.4425, Accepted for publication on MNRAS. URL: <http://arxiv.org/abs/1409.4425> (visited on 05/25/2015).
- Matsumoto, Makoto and Takuji Nishimura (Jan. 1998). “Mersenne Twister: A 623-dimensionally Equidistributed Uniform Pseudo-random Number Generator”. In: *ACM Trans. Model. Comput. Simul.* 8.1, pp. 3–30. ISSN: 1049-3301. DOI: 10.1145/272991.272995. URL: <http://doi.acm.org/10.1145/272991.272995> (visited on 06/23/2015).
- McKee, C. F. and J. P. Ostriker (Nov. 1977). “A theory of the interstellar medium - Three components regulated by supernova explosions in an inhomogeneous substrate”. en. In: *The Astrophysical Journal* 218, p. 148. ISSN: 0004-637X, 1538-4357. DOI: 10.1086/155667. URL: <http://adsabs.harvard.edu/doi/10.1086/155667> (visited on 05/02/2015).
- Michaut, C. et al. (Nov. 2012). “Numerical Study of the Vishniac Instability in Supernova Remnants”. en. In: *The Astrophysical Journal* 759.2, p. 78. ISSN: 0004-637X. DOI: 10.1088/0004-637X/759/2/78. URL: <http://iopscience.iop.org/0004-637X/759/2/78> (visited on 07/29/2015).
- Mohr, Peter J., Barry N. Taylor, and David B. Newell (Oct. 2012). “CODATA recommended values of the fundamental physical constants: 2010”. In: *Reviews of Modern Physics* 84, pp. 1527–1605. ISSN: 0034-6861. DOI: 10.1103/RevModPhys.84.1527. URL: <http://journals.aps.org/rmp/abstract/10.1103/RevModPhys.84.1527> (visited on 05/25/2015).
- Norman, Colin A. and Andrea Ferrara (Aug. 1996). “The Turbulent Interstellar Medium: Generalizing to a Scale-dependent Phase Continuum”. en. In: *The*

- Astrophysical Journal* 467, p. 280. ISSN: 0004-637X, 1538-4357. DOI: 10.1086/177603. URL: <http://adsabs.harvard.edu/doi/10.1086/177603> (visited on 06/29/2015).
- O’shea, Brian W. et al. (2005). “Introducing Enzo, an AMR Cosmology Application”. en. In: *Adaptive Mesh Refinement - Theory and Applications*. Ed. by Tomasz Plewa, Timur Linde, and V. Gregory Weirs. Lecture Notes in Computational Science and Engineering 41. Springer Berlin Heidelberg, pp. 341–349. ISBN: 978-3-540-21147-1 978-3-540-27039-3. URL: [http://link.springer.com/chapter/10.1007/3-540-27039-6\\_24](http://link.springer.com/chapter/10.1007/3-540-27039-6_24) (visited on 05/25/2015).
- Planck Collaboration et al. (Nov. 2014). “Planck 2013 results. I. Overview of products and scientific results”. In: *Astronomy and Astrophysics* 571, A1. ISSN: 0004-6361. DOI: 10.1051/0004-6361/201321529. URL: <http://adsabs.harvard.edu/abs/2014A%26A...571A...1P> (visited on 04/18/2015).
- Python documentation. *random* — *Python 2.7.10 documentation*. URL: <https://docs.python.org/2/library/random.html> (visited on 06/23/2015).
- Salaris, Maurizio and Santi Cassisi (Dec. 2005). *Evolution of Stars and Stellar Populations*. en. Wiley. ISBN: 978-0-470-09222-4.
- Sedov, Leonid I. (1946). “Propagation of strong shock waves”. In: *Journal of Applied Mathematics and Mechanics* 10, pp. 241–250.
- Simpson, Christine M. et al. (Oct. 2014). “Kinetic energy from supernova feedback in high-resolution galaxy simulations”. In: *arXiv:1410.3822 [astro-ph]*. URL: <http://arxiv.org/abs/1410.3822> (visited on 10/29/2014).
- Slyz, A. and K. H. Prendergast (1999). “Time-independent gravitational fields in the BGK scheme for hydrodynamics”. In: *Astronomy and Astrophysics Supplement Series* 139.1, p. 19. DOI: 10.1051/aas:1999389.
- Smith, Rowan J., Simon C. O. Glover, and Ralf S. Klessen (Dec. 2014). “On the nature of star-forming filaments – I. Filament morphologies”. en. In: *Monthly Notices of the Royal Astronomical Society* 445.3, pp. 2900–2917. ISSN: 0035-8711, 1365-2966. DOI: 10.1093/mnras/stu1915. URL: <http://mnras.oxfordjournals.org/content/445/3/2900> (visited on 05/25/2015).
- Spitzer Jr, L. (1978). *Physical Processes in the Interstellar Medium*. New York: Wiley & Sons. ISBN: 0-471-02232-2.
- Springel, Volker (2005a). *GADGET 2 Usersguide*. URL: [www.mpa-garching.mpg.de/gadget/users-guide.pdf](http://www.mpa-garching.mpg.de/gadget/users-guide.pdf).

## A Bibliography

- Springel, Volker (Dec. 2005b). “The cosmological simulation code GADGET-2”. In: *Monthly Notices of the Royal Astronomical Society* 364, pp. 1105–1134. ISSN: 0035-8711. DOI: 10.1111/j.1365-2966.2005.09655.x. URL: <http://adsabs.harvard.edu/abs/2005MNRAS.364.1105S> (visited on 06/14/2015).
- (2010). “E pur si muove: Galilean-invariant cosmological hydrodynamical simulations on a moving mesh”. In: *Monthly Notices of the Royal Astronomical Society* 401.2, pp. 791–851. URL: <http://onlinelibrary.wiley.com/doi/10.1111/j.1365-2966.2009.15715.x/full> (visited on 04/02/2014).
- (Apr. 2011). “Moving-mesh hydrodynamics with the AREPO code”. In: vol. 270, pp. 203–206. ISBN: 1743-9221. DOI: 10.1017/S1743921311000378. URL: <http://adsabs.harvard.edu/abs/2011IAUS..270..203S> (visited on 04/18/2014).
- Springel, Volker, Naoki Yoshida, and Simon DM White (2001). “GADGET: a code for collisionless and gasdynamical cosmological simulations”. In: *New Astronomy* 6.2, pp. 79–117. URL: <http://www.sciencedirect.com/science/article/pii/S1384107601000422> (visited on 04/02/2014).
- Springel, Volker et al. (June 2005). “Simulations of the formation, evolution and clustering of galaxies and quasars”. In: 435, pp. 629–636. ISSN: 0028-0836. DOI: 10.1038/nature03597. URL: <http://adsabs.harvard.edu/abs/2005Natur.435..629S> (visited on 04/18/2015).
- Stephens, M. A. (1977). *Goodness of Fit with Special Reference to Tests for Exponentiality*. Tech. rep. 262. Department of Statistics, Stanford University, Stanford, CA.
- Tange, O. (2011). “GNU Parallel - The Command-Line Power Tool”. In: *login: The USENIX Magazine* 36.1, pp. 42–47. DOI: 10.5281/zenodo.16303. URL: <http://www.gnu.org/s/parallel>.
- Taylor, Geoffrey (Mar. 1950a). “The Formation of a Blast Wave by a Very Intense Explosion. I. Theoretical Discussion”. en. In: *Proceedings of the Royal Society of London A: Mathematical, Physical and Engineering Sciences* 201.1065, pp. 159–174. ISSN: 1364-5021, 1471-2946. DOI: 10.1098/rspa.1950.0049. URL: <http://rspa.royalsocietypublishing.org/content/201/1065/159> (visited on 07/22/2015).
- (Mar. 1950b). “The Formation of a Blast Wave by a Very Intense Explosion. II. The Atomic Explosion of 1945”. en. In: *Proceedings of the Royal Society of London A: Mathematical, Physical and Engineering Sciences* 201.1065, pp. 175–186. ISSN: 1364-5021, 1471-2946. DOI: 10.1098/rspa.1950.0050. URL: <http://rspa.royalsocietypublishing.org/content/201/1065/175> (visited on 07/22/2015).

- [//rspa.royalsocietypublishing.org/content/201/1065/175](http://rspa.royalsocietypublishing.org/content/201/1065/175) (visited on 07/22/2015).
- Teyssier, R. (Apr. 2002). “Cosmological hydrodynamics with adaptive mesh refinement. A new high resolution code called RAMSES”. In: *Astronomy and Astrophysics* 385, pp. 337–364. ISSN: 0004-6361. DOI: 10.1051/0004-6361:20011817. URL: <http://www.aanda.org/component/article?access=bibcode&bibcode=&bibcode=2002A...385..337TFUL> (visited on 04/16/2015).
- Torrey, Paul et al. (Mar. 2014). “A model for cosmological simulations of galaxy formation physics: multi-epoch validation”. en. In: *Monthly Notices of the Royal Astronomical Society* 438.3, pp. 1985–2004. ISSN: 0035-8711, 1365-2966. DOI: 10.1093/mnras/stt2295. URL: <http://mnras.oxfordjournals.org.ubproxy.ub.uni-heidelberg.de/content/438/3/1985> (visited on 05/12/2014).
- Valenzuela, Octavio et al. (Mar. 2007). “Is There Evidence for Flat Cores in the Halos of Dwarf Galaxies? The Case of NGC 3109 and NGC 6822”. en. In: *The Astrophysical Journal* 657.2, p. 773. ISSN: 0004-637X. DOI: 10.1086/508674. URL: <http://iopscience.iop.org/0004-637X/657/2/773> (visited on 05/21/2015).
- Vishniac, E. T. (Nov. 1983). “The dynamic and gravitational instabilities of spherical shocks”. In: *The Astrophysical Journal* 274, pp. 152–167. ISSN: 0004-637X. DOI: 10.1086/161433. URL: <http://adsabs.harvard.edu/abs/1983ApJ...274..152V> (visited on 07/29/2015).
- Walch, S. K. et al. (Dec. 2014). “The SILCC (SIMulating the LifeCycle of molecular Clouds) project: I. Chemical evolution of the supernova-driven ISM”. In: *arXiv:1412.2749 [astro-ph]*. URL: <http://arxiv.org/abs/1412.2749> (visited on 01/23/2015).
- Wikipedia contributors (June 2015a). *Cumulative distribution function*. en. Page Version ID: 666242444. URL: [https://en.wikipedia.org/w/index.php?title=Cumulative\\_distribution\\_function&oldid=666242444](https://en.wikipedia.org/w/index.php?title=Cumulative_distribution_function&oldid=666242444) (visited on 06/23/2015).
- (May 2015b). *Empirical distribution function*. en. Page Version ID: 664685062. URL: [https://en.wikipedia.org/w/index.php?title=Empirical\\_distribution\\_function&oldid=664685062](https://en.wikipedia.org/w/index.php?title=Empirical_distribution_function&oldid=664685062) (visited on 06/23/2015).

## A Bibliography

- Wikipedia contributors (June 2015c). *Exponential distribution*. en. Page Version ID: 665919486. URL: [https://en.wikipedia.org/w/index.php?title=Exponential\\_distribution&oldid=665919486](https://en.wikipedia.org/w/index.php?title=Exponential_distribution&oldid=665919486) (visited on 06/23/2015).
- Xu, Guohong (July 1997). “Hydrodynamic and N-body schemes on an unstructured, adaptive mesh with applications to cosmological simulations”. In: *Monthly Notices of the Royal Astronomical Society* 288, pp. 903–919. ISSN: 0035-8711. URL: <http://adsabs.harvard.edu/abs/1997MNRAS.288..903X> (visited on 06/12/2015).

## B Source code

### B.1 arepo-sne/sne/sne.c

Listing B.1: arepo-sne/sne/sne.c

```
1 #include "../allvars.h"
2 #include "../proto.h"
3 #include "sne_def.h"
4 #include "sne.h"
5 #include <math.h>
6
7 /*! \brief Initialize variables for the SNe module
8 *
9 * Note that e.g. the log file descriptor is initialized in other
10 parts of the code.
11 *
12 * We only initialize only the PRNG here and use the
13 gsl_rng_ranlxd2 PRNG algorithm
14 * with the supplied seed via the SNESeed parameter.
15 *
16 */
17 void sne_init(void)
18 {
19     sne_rng = gsl_rng_alloc(gsl_rng_ranlxd2);
20     gsl_rng_set(sne_rng, All.SNESeed);
21 }
22
23 /*! \brief Clean up variables for the SNe module
24 *
25 * Note that e.g. the log file descriptor is cleaned up in other
26 parts of the code.
27 *
28 */
29 void sne_destroy(void)
30 {
31     gsl_rng_free(sne_rng);
32 }
33
34 /*! \brief Calculates the distance of particle i to the SNe
35 */
36 double sne_distance(int i, double sne_x, double sne_y, double
37     sne_z)
```

## B Source code

```
34 {
35     double distance_sq = (P[i].Pos[0] - sne_x) * (P[i].Pos[0] -
        sne_x);
36     distance_sq += (P[i].Pos[1] - sne_y) * (P[i].Pos[1] - sne_y);
37     distance_sq += (P[i].Pos[2] - sne_z) * (P[i].Pos[2] - sne_z);
38
39     return sqrt(distance_sq);
40 }
41
42 /*! \brief Logs a supernova occurrence
43 *
44 * All values are in internal units
45 */
46 void sne_log(double sne_x, double sne_y, double sne_z, long long n
    , double mass, double volume, double radius, double sne_energy
    )
47 {
48     if(ThisTask == 0)
49     {
50         fprintf(FdSNe, "%e, %e, %e, %e, %lli, %e, %e, %e, %e\n", All
            .Time, sne_x, sne_y, sne_z, n, mass, volume, radius,
            sne_energy);
51         myflush(FdSNe);
52     }
53 }
54
55
56 /*! \brief Calculates total mass, cell volume and cell count
contained in a sphere shell at given position with inner
radius inner_radius_in_cm and outer radius outer_radius_in_cm.
57 *
58 * Those are returned in the return parameters return_mass,
return_volume and return_count. Those can be null, to skip a
value.
59 *
60 */
61 void sne_global_stuff_in_sphere_shell(double *return_mass, double
    *return_volume, long long *return_n,
62                                     double sne_x, double sne_y,
                                        double sne_z, double
                                        inner_radius_in_cm,
                                        double
                                        outer_radius_in_cm)
63 {
64     double inner_radius_internal = inner_radius_in_cm / All.
        UnitLength_in_cm;
65     double outer_radius_internal = outer_radius_in_cm / All.
        UnitLength_in_cm;
66
67     // Get mass in SNe region
68     double local_mass = 0.0f;
69     double local_volume = 0.0f;
```



```

70 | long long local_n = 0;
71 | int i;
72 | for(i = 0; i < NumPart; i++)
73 |     {
74 |         double distance = sne_distance(i, sne_x, sne_y, sne_z);
75 |
76 |         if(distance > inner_radius_internal && distance <=
77 |             outer_radius_internal)
78 |             {
79 |                 local_mass += P[i].Mass;
80 |                 local_volume += SphP[i].Volume;
81 |                 local_n += 1;
82 |             }
83 |     }
84 |
85 | double total_mass = 0.0f;
86 | double total_volume = 0.0f;
87 | long long total_n = 0.0f;
88 |
89 | MPI_Allreduce(&local_mass, &total_mass, 1, MPI_DOUBLE, MPI_SUM,
90 |             MPI_COMM_WORLD);
91 | MPI_Allreduce(&local_volume, &total_volume, 1, MPI_DOUBLE,
92 |             MPI_SUM, MPI_COMM_WORLD);
93 | MPI_Allreduce(&local_n, &total_n, 1, MPI_LONG_LONG_INT, MPI_SUM,
94 |             MPI_COMM_WORLD);
95 |
96 | if(return_mass != NULL)
97 |     {
98 |         *return_mass = total_mass;
99 |     }
100 |
101 | if(return_volume != NULL)
102 |     {
103 |         *return_volume = total_volume;
104 |     }
105 |
106 | if(return_n != NULL)
107 |     {
108 |         *return_n = total_n;
109 |     }
110 | }
111 |
112 | /*! \brief Calculates total mass, cell volume and cell count
113 |     contained in a sphere at given position with radius
114 |     radius_in_cm
115 |
116 |     *
117 |     * Those are returned in the return parameters return_mass,
118 |     return_volume and return_count. Those can be null, to skip a
119 |     value.
120 |
121 |     *
122 |     */

```

## B Source code

```
114 void sne_global_stuff_in_sphere(double *return_mass, double *
      return_volume, long long *return_n, double sne_x,
115                                double sne_y, double sne_z, double
      radius_in_cm)
116 {
117     sne_global_stuff_in_sphere_shell(return_mass, return_volume,
      return_n, sne_x, sne_y, sne_z, 0.0, radius_in_cm);
118 }
119
120 /*! \brief checks if sphere touches the box boundaries
121 * \returns true if sphere does overlap the boundaries, false if
122 it doesn't
123 */
124 int sne_sphere_touches_boundary(double sne_x, double sne_y, double
      sne_z, double radius)
125 {
126     double radius_internal = radius / All.UnitLength_in_cm;
127
128     return sne_x - radius_internal < 0.0 || sne_y - radius_internal
      < 0.0 || sne_z - radius_internal < 0.0
129     || sne_x + radius_internal > All.BoxSize || sne_y +
      radius_internal > All.BoxSize || sne_z + radius_internal >
      All.BoxSize;
130 }
131 /*! \brief Supernova at coordinates
132 *
133 * Creates a supernova at position (sne_x, sne_y, sne_z) with
134 radius in cm and energy
135 * sne_energy_in_erg in erg.
136 * It will fail, if the supernova reaches the box boundaries
137 * TODO: better handling in that case
138 *
139 * \returns 0 on success, other values on failure
140 */
141 int sne_at(double sne_x, double sne_y, double sne_z, double
      radius_in_cm, double sne_energy_in_erg, double
      sne_additional_mass_in_g)
142 {
143     double radius_internal = radius_in_cm / All.UnitLength_in_cm;
144
145
146     // check if we reach the borders of the box. Abort in that case.
147     //
148     // TODO: do correct wrapping for periodic and reflective
149     boundary conditions
150     if(sne_sphere_touches_boundary(sne_x, sne_y, sne_z,
      radius_internal))
151     {
152         mpi_printf("SNe: Reached border, (%e, %e, %e), radius=%e",
      sne_x, sne_y, sne_z, radius_internal);
153     }
154 }
```

```

152     return -1;
153 }
154
155 // Get stuff in SNe region
156 double previous_mass;
157 double total_volume;
158 long long total_n;
159 sne_global_stuff_in_sphere(&previous_mass, &total_volume, &
    total_n, sne_x, sne_y, sne_z, radius_in_cm);
160
161 double total_mass = previous_mass + sne_additional_mass_in_g /
    All.UnitMass_in_g;
162
163 mpi_printf("SNe: previous mass %f internal, %f m_sol\n",
    previous_mass, previous_mass * All.UnitMass_in_g /
    SOLAR_MASS);
164 mpi_printf("SNe: total mass %f internal, %f m_sol\n", total_mass
    , total_mass * All.UnitMass_in_g / SOLAR_MASS);
165 mpi_printf("SNe: total volume %f\n", total_volume);
166 mpi_printf("SNe: total particles %lli\n", total_n);
167
168 double mean_density = (total_mass + sne_additional_mass_in_g /
    All.UnitMass_in_g) / total_volume;
169
170 int i;
171 for(i = 0; i < NumPart; i++)
172 {
173     if(sne_distance(i, sne_x, sne_y, sne_z) <= radius_internal)
174     {
175         // TODO: figure out factor of a
176         // Distribute mass
177         SphP[i].Density = mean_density;
178         P[i].Mass = SphP[i].Density * SphP[i].Volume;
179         // Set energies
180         double energy_fraction = P[i].Mass / total_mass;
181         SphP[i].Utherm += sne_energy_in_erg * energy_fraction /
            P[i].Mass / All.UnitEnergy_in_cgs;
182         SphP[i].Energy += sne_energy_in_erg * energy_fraction /
            All.UnitEnergy_in_cgs;
183
184 #ifdef USE_ENTROPY_FOR_COLD_FLOWS
185         // Update Entropy, Taken from SGChem
186         SphP[i].A = GAMMA_MINUS1 * SphP[i].Utherm / pow(SphP[i].
            Density * All.cf_a3inv, GAMMA_MINUS1);
187         SphP[i].Entropy = log(SphP[i].A) * P[i].Mass;
188 #endif
189     }
190 }
191
192 sne_log(sne_x, sne_y, sne_z, total_n, total_mass, total_volume,
    radius_internal, sne_energy_in_erg / All.UnitEnergy_in_cgs);
193

```

## B Source code

```
194     return 0;
195 }
196
197 /*! \brief Calculates the radius of a sphere around the given
198     coordinates that contains a mass of target_mass_in_g
199     */
200 double sne_find_radius(double sne_x, double sne_y, double sne_z,
201     double target_mass_internal, long long target_particle_number)
202 {
203     double mass = 0.0;
204     long long n = 0;
205     double current_radius = 0.0;
206
207     while((mass <= target_mass_internal) || (n <
208         target_particle_number))
209     {
210         current_radius += 0.01 * PARSEC;
211
212         sne_global_stuff_in_sphere(&mass, NULL, &n, sne_x, sne_y,
213             sne_z, current_radius);
214
215         //mpi_printf("SNE: Checking radius %g, %i, %i\n",
216             current_radius / PARSEC, mass <= target_mass_internal, n
217             < 6);
218     }
219
220     mpi_printf("SNE: Using radius %g, %g solar masses more than we
221         wanted\n", current_radius / PARSEC,
222             (mass - target_mass_internal) * All.UnitMass_in_g /
223             SOLAR_MASS);
224
225     return current_radius;
226 }
227
228 /*! \brief A number drawn from a exponential distribution with
229     rate 'rate'.
230 *
231 * See Knuth, The Art of Computer Programming 3.4.1 (D)
232 *
233 */
234 double random_exponential_distributed(double rate)
235 {
236     double r = gsl_rng_uniform(sne_rng);
237     return -log(1.0 - r) / rate;
238 }
239
240 /*! \brief gives the time for the next SNe with mean period in
241     internal units.
242 *
243 */
244 double sne_next_time(double period_internal)
```

```

236 {
237     double rate = 1 / (period_internal * SEC_PER_YEAR / All.
        UnitTime_in_s);
238     return All.Time + random_exponential_distributed(rate);
239 }
240
241 /*! \brief Generates a Supernova
242 *
243 * Takes the mass in a sphere, spreads the mass in it equally over
        the volume
244 * and deposits an amount of energy equally.
245 *
246 * TODO: Test mass smoothing
247 * TODO: Only adjust gas particles
248 */
249 void sne_feedback(void)
250 {
251     double sne_energy_in_erg = 1E51;
252     int i;
253
254     // Flag: Have we run yet?
255     static int run_once = 0;
256
257     mpi_printf("SNe Feedback %f\n", All.Time);
258
259     if(All.SNERunOnlyOnce != 0)
260     {
261         // Only run once and only if time == 0.0
262         if(run_once == 0)
263         {
264             run_once = 1;
265         }
266         else
267         {
268             return;
269         }
270
271         // skip if not 0.0 (e.g. snapshot)
272         // TODO: More reliable Test if started from snapshot
273         if(All.Time > 0.0)
274         {
275             return;
276         }
277
278         double sne_x = All.BoxSize * 0.5;
279         double sne_y = All.BoxSize * 0.5;
280         double sne_z = All.BoxSize * 0.5;
281
282         double radius = sne_find_radius(sne_x, sne_y, sne_z, All.
            SNETargetMass, All.SNEMinimalParticleNumber);
283         sne_at(sne_x, sne_y, sne_z, radius, sne_energy_in_erg, 0.0);

```

## B Source code

```
284     mpi_printf("SNe: Position %g, %g, %g\n", sne_x, sne_y, sne_z
285     );
286 }
287 else
288 {
289     // if we are restarting from a snapshot, skip the SNe at
290     // time 0.0
291     if(RestartFlag == 2 && SNENextTime == 0.0)
292     {
293         SNENextTime = sne_next_time(All.SNEPeriodInYears);
294     }
295
296     if(All.Time >= SNENextTime)
297     {
298         mpi_printf("SNe: Do explosion at time %g internal (%g
299         Mys), %g internal (%g Mys) later than we wanted\n",
300         All.Time,
301         All.Time * All.UnitTime_in_Megayears, All.
302         Time - SNENextTime, (All.Time -
303         SNENextTime) * All.UnitTime_in_Megayears)
304         ;
305         SNENextTime = sne_next_time(All.SNEPeriodInYears);
306         mpi_printf("SNe: Next supernova at time %g internal, %g
307         Mys\n", SNENextTime, SNENextTime * All.
308         UnitTime_in_Megayears);
309         mpi_printf("SNe: That is in %g internal, %g Mys\n",
310         SNENextTime - All.Time, (SNENextTime - All.Time) *
311         All.UnitTime_in_Megayears);
312
313         // Have we found a suitable location yet?
314         int is_valid_position = 0;
315         while(!is_valid_position)
316         {
317             double sne_x = All.BoxSize * gsl_rng_uniform(sne_rng
318             );
319             double sne_y = All.BoxSize * gsl_rng_uniform(sne_rng
320             );
321             double sne_z = All.BoxSize * gsl_rng_uniform(sne_rng
322             );
323
324             double radius = sne_find_radius(sne_x, sne_y, sne_z,
325             All.SNETargetMass, All.SNEMinimalParticleNumber
326             );
327             is_valid_position = !sne_sphere_touches_boundary(
328             sne_x, sne_y, sne_z, radius);
329
330             if(is_valid_position)
331             {
332                 sne_at(sne_x, sne_y, sne_z, radius,
333                 sne_energy_in_erg, 0.0);
334                 mpi_printf("SNe: Position %g, %g, %g\n", sne_x,
335                 sne_y, sne_z);

```

```

317         update_primitive_variables();
318     }
319 }
320 }
321 }
322 }

```

## B.2 arepo-sne/sne/sne.h

Listing B.2: arepo-sne/sne/sne.h

```

1 #ifndef SNE_H
2 #define SNE_H
3
4 #include "sne_def.h"
5
6 void sne_init(void);
7 void sne_destroy(void);
8 void sne_feedback(void);
9
10 #endif

```

## B.3 arepo-sne/sne/sne\_def.c

Listing B.3: arepo-sne/sne/sne\_def.c

```

1 #include <gsl/gsl_rng.h>
2 #include "sne_def.h"
3
4 gsl_rng *sne_rng;
5 FILE *FdSNe;
6 double SNENextTime = 0.0;

```

## B.4 arepo-sne/sne/sne\_def.h

Listing B.4: arepo-sne/sne/sne\_def.h

```

1 #ifndef SNE_DEF_H
2 #define SNE_DEF_H
3

```

## B Source code

```
4 #include <gsl/gsl_rng.h>
5 #include <stdio.h>
6
7 extern gsl_rng *sne_rng;      /**< a random number generator used
   for sne concerns, seeded the same on all tasks */
8 extern FILE *FdSNe;  /** Supernova logfile */
9
10 extern double SNENextTime;
11
12 #endif
```

## B.5 pint/constants\_en.txt

Listing B.5: pint/constants\_en.txt

```
1 # Default Pint constants definition file
2 # Based on the International System of Units
3 # Language: english
4 # Source: http://physics.nist.gov/cuu/Constants/Table/allascii.txt
5 # :copyright: 2013 by Pint Authors, see AUTHORS for more details.
6
7 speed_of_light = 299792458 * meter / second = c
8 standard_gravity = 9.806650 * meter / second ** 2 = g_0 = g_n =
   gravity
9 vacuum_permeability = 4 * pi * 1e-7 * newton / ampere ** 2 = mu_0
   = magnetic_constant
10 vacuum_permittivity = 1 / (mu_0 * c **2 ) = epsilon_0 =
   electric_constant
11 Z_0 = mu_0 * c = impedance_of_free_space =
   characteristic_impedance_of_vacuum
12
13 # 0.000 000 29 e-34
14 planck_constant = 6.62606957e-34 J s = h
15 hbar = planck_constant / (2 * pi) = ħ
16
17 # 0.000 80 e-11
18 newtonian_constant_of_gravitation = 6.67384e-11 m3 kg-1 s-2
19
20 # 0.000 000 035 e-19
21 # elementary_charge = 1.602176565e-19 C = e
22
23 # 0.000 0075
24 molar_gas_constant = 8.3144621 J mol-1 K-1 = R
25
26 # 0.000 000 0024 e-3
27 fine_structure_constant = 7.2973525698e-3
28
29 # 0.000 000 27 e23
30 avogadro_number = 6.02214129e23 mol-1 =N_A
```



```

31
32 # 0.000 0013 e-23
33 boltzmann_constant = 1.3806488e-23 J K^-1 = k
34
35 # 0.000 021 e-8
36 stefan_boltzmann_constant = 5.670373e-8 W m^-2 K^-4 =  $\sigma$ 
37
38 # 0.000 0053 e10
39 wien_frequency_displacement_law_constant = 5.8789254e10 Hz K^-1
40
41 # 0.000 055
42 rydberg_constant = 10973731.568539 m^-1
43
44 # 0.000 000 40 e-31
45 electron_mass = 9.10938291e-31 kg = m_e
46
47 # 0.000 000 074 e-27
48 neutron_mass = 1.674927351e-27 kg = m_n
49
50 # 0.000 000 074 e-27
51 proton_mass = 1.672621777e-27 kg = m_p

```

## B.6 pint/default\_en.txt

Listing B.6: pint/default\_en.txt

```

1 # Default Pint units definition file
2 # Based on the International System of Units
3 # Language: english
4 # :copyright: 2013 by Pint Authors, see AUTHORS for more details.
5
6 # decimal prefixes
7 yocto- = 1e-24 = y-
8 zepto- = 1e-21 = z-
9 atto- = 1e-18 = a-
10 femto- = 1e-15 = f-
11 pico- = 1e-12 = p-
12 nano- = 1e-9 = n-
13 micro- = 1e-6 = u-
14 milli- = 1e-3 = m-
15 centi- = 1e-2 = c-
16 deci- = 1e-1 = d-
17 deca- = 1e+1 = da-
18 hecto- = 1e2 = h-
19 kilo- = 1e3 = k-
20 mega- = 1e6 = M-
21 giga- = 1e9 = G-
22 tera- = 1e12 = T-
23 peta- = 1e15 = P-

```

## B Source code

```
24 | exa- = 1e18 = E-
25 | zetta- = 1e21 = Z-
26 | yotta- = 1e24 = Y-
27 |
28 | # binary_prefixes
29 | kibi- = 2**10 = Ki-
30 | mebi- = 2**20 = Mi-
31 | gibi- = 2**30 = Gi-
32 | tebi- = 2**40 = Ti-
33 | pebi- = 2**50 = Pi-
34 | exbi- = 2**60 = Ei-
35 | zebi- = 2**70 = Zi-
36 | yobi- = 2**80 = Yi-
37 |
38 | # reference
39 | meter = [length] = m = metre
40 | second = [time] = s = sec
41 | ampere = [current] = A = amp
42 | candela = [luminosity] = cd = candle
43 | gram = [mass] = g
44 | mole = [substance] = mol
45 | kelvin = [temperature]; offset: 0 = K = degK
46 | radian = [] = rad
47 | bit = []
48 | count = []
49 |
50 | @import constants_en.txt
51 |
52 | # acceleration
53 | [acceleration] = [length] / [time] ** 2
54 |
55 | # Angle
56 | turn = 2 * pi * radian = revolution = cycle = circle
57 | degree = pi / 180 * radian = deg = arcdeg = arcdegree =
    |     angular_degree
58 | arcminute = arcdeg / 60 = arcmin = arc_minute = angular_minute
59 | arcsecond = arcmin / 60 = arcsec = arc_second = angular_second
60 | steradian = radian ** 2 = sr
61 |
62 | # Area
63 | [area] = [length] ** 2
64 | are = 100 * m**2
65 | barn = 1e-28 * m ** 2 = b
66 | cmil = 5.067075e-10 * m ** 2 = circular_mils
67 | darcy = 9.869233e-13 * m ** 2
68 | acre = 4046.8564224 * m ** 2 = international_acre
69 | US_survey_acre = 160 * rod ** 2
70 |
71 | # EM
72 | esu = 1 * erg**0.5 * centimeter**0.5 = statcoulombs = statC =
    |     franklin = Fr
73 | esu_per_second = 1 * esu / second = statampere
```

```

74 | ampere_turn = 1 * A
75 | gilbert = 10 / (4 * pi) * ampere_turn
76 | coulomb = ampere * second = C
77 | volt = joule / coulomb = V
78 | farad = coulomb / volt = F
79 | ohm = volt / ampere
80 | siemens = ampere / volt = S = mho
81 | weber = volt * second = Wb
82 | tesla = weber / meter ** 2 = T
83 | henry = weber / ampere = H
84 | elementary_charge = 1.602176487e-19 * coulomb = e
85 | chemical_faraday = 9.64957e4 * coulomb
86 | physical_faraday = 9.65219e4 * coulomb
87 | faraday = 96485.3399 * coulomb = C12_faraday
88 | gamma = 1e-9 * tesla
89 | gauss = 1e-4 * tesla
90 | maxwell = 1e-8 * weber = mx
91 | oersted = 1000 / (4 * pi) * A / m = Oe
92 | statfarad = 1.112650e-12 * farad = statF = stF
93 | stathenry = 8.987554e11 * henry = statH = stH
94 | statmho = 1.112650e-12 * siemens = statS = stS
95 | statohm = 8.987554e11 * ohm
96 | statvolt = 2.997925e2 * volt = statV = stV
97 | unit_pole = 1.256637e-7 * weber
98 |
99 | # Energy
100 | [energy] = [force] * [length]
101 | joule = newton * meter = J
102 | erg = dyne * centimeter
103 | btu = 1.05505585262e3 * joule = Btu = BTU = british_thermal_unit
104 | eV = 1.60217653e-19 * J = electron_volt
105 | thm = 100000 * BTU = therm = EC_therm
106 | cal = 4.184 * joule = calorie = thermochemical_calorie
107 | international_steam_table_calorie = 4.1868 * joule
108 | ton_TNT = 4.184e9 * joule = tTNT
109 | US_therm = 1.054804e8 * joule
110 | watt_hour = watt * hour = Wh = watthour
111 | E_h = 4.35974394e-18 * joule = hartree = hartree_energy
112 |
113 | # Force
114 | [force] = [mass] * [acceleration]
115 | newton = kilogram * meter / second ** 2 = N
116 | dyne = gram * centimeter / second ** 2 = dyn
117 | force_kilogram = g_0 * kilogram = kgf = kilogram_force = pond
118 | force_gram = g_0 * gram = gf = gram_force
119 | force_ounce = g_0 * ounce = ozf = ounce_force
120 | force_pound = g_0 * lb = lbf = pound_force
121 | force_ton = 2000 * force_pound = ton_force
122 | poundal = lb * feet / second ** 2 = pdl
123 | kip = 1000*lbf
124 |
125 | # Frequency

```

## B Source code

```
126 [frequency] = 1 / [time]
127 hertz = 1 / second = Hz = rps
128 revolutions_per_minute = revolution / minute = rpm
129 counts_per_second = count / second = cps
130
131 # Heat
132 #RSI = degK * meter ** 2 / watt
133 #clo = 0.155 * RSI = clos
134 #R_value = foot ** 2 * degF * hour / btu
135
136 # Information
137 byte = 8 * bit = Bo = octet
138 baud = bit / second = Bd = bps
139
140 # Length
141 angstrom = 1e-10 * meter
142 inch = 2.54 * centimeter = in = international_inch = inches =
    international_inches
143 foot = 12 * inch = ft = international_foot = feet =
    international_feet
144 mile = 5280 * foot = mi = international_mile
145 yard = 3 * feet = yd = international_yard
146 mil = inch / 1000 = thou
147 parsec = 3.08568025e16 * meter = pc
148 light_year = speed_of_light * julian_year = ly = lightyear
149 astronomical_unit = 149597870691 * meter = au
150 nautical_mile = 1.852e3 * meter = nmi
151 printers_point = 127 * millimeter / 360 = point
152 printers_pica = 12 * printers_point = pica
153 US_survey_foot = 1200 * meter / 3937
154 US_survey_yard = 3 * US_survey_foot
155 US_survey_mile = 5280 * US_survey_foot = US_statute_mile
156 rod = 16.5 * US_survey_foot = pole = perch
157 furlong = 660 * US_survey_foot
158 fathom = 6 * US_survey_foot
159 chain = 66 * US_survey_foot
160 barleycorn = inch / 3
161 arpentlin = 191.835 * feet
162 kayser = 1 / centimeter = wavenumber
163
164 # Mass
165 dram = oz / 16 = dr = avoirdupois_dram
166 ounce = 28.349523125 * gram = oz = avoirdupois_ounce
167 pound = 0.45359237 * kilogram = lb = avoirdupois_pound
168 stone = 14 * lb = st
169 carat = 200 * milligram
170 grain = 64.79891 * milligram = gr
171 long_hundredweight = 112 * lb
172 short_hundredweight = 100 * lb
173 metric_ton = 1000 * kilogram = t = tonne
174 pennyweight = 24 * gram = dwt
175 slug = 14.59390 * kilogram
```

```

176 troy_ounce = 480 * gram = toz = apounce = apothecary_ounce
177 troy_pound = 12 * toz = tlb = appound = apothecary_pound
178 drachm = 60 * gram = apdram = apothecary_dram
179 atomic_mass_unit = 1.660538782e-27 * kilogram = u = amu = dalton
    = Da
180 scruple = 20 * gram
181 bag = 94 * lb
182 ton = 2000 * lb = short_ton
183
184 # Textile
185 denier = gram / (9000 * meter)
186 tex = gram / (1000 * meter)
187 dtex = decitex
188
189 # Power
190 [power] = [energy] / [time]
191 watt = joule / second = W = volt_ampere = VA
192 horsepower = 33000 * ft * lbf / min = hp = UK_horsepower =
    British_horsepower
193 boiler_horsepower = 33475 * btu / hour
194 metric_horsepower = 75 * force_kilogram * meter / second
195 electric_horsepower = 746 * watt
196 hydraulic_horsepower = 550 * feet * lbf / second
197 refrigeration_ton = 12000 * btu / hour = ton_of_refrigeration
198
199 # Pressure
200 [pressure] = [force] / [area]
201 Hg = gravity * 13.59510 * gram / centimeter ** 3 = mercury =
    conventional_mercury
202 mercury_60F = gravity * 13.5568 * gram / centimeter ** 3
203 H2O = gravity * 1000 * kilogram / meter ** 3 = h2o = water =
    conventional_water
204 water_4C = gravity * 999.972 * kilogram / meter ** 3 = water_39F
205 water_60F = gravity * 999.001 * kilogram / m ** 3
206 pascal = newton / meter ** 2 = Pa
207 bar = 100000 * pascal
208 atmosphere = 101325 * pascal = atm = standard_atmosphere
209 technical_atmosphere = kilogram * gravity / centimeter ** 2 = at
210 torr = atm / 760
211 psi = pound * gravity / inch ** 2 = pound_force_per_square_inch
212 ksi = kip / inch ** 2 = kip_per_square_inch
213 barye = 0.1 * newton / meter ** 2 = barie = barad = barrie = baryd
    = Ba
214 mmHg = millimeter * Hg = mm_Hg = millimeter_Hg = millimeter_Hg_0C
215 cmHg = centimeter * Hg = cm_Hg = centimeter_Hg
216 inHg = inch * Hg = in_Hg = inch_Hg = inch_Hg_32F
217 inch_Hg_60F = inch * mercury_60F
218 inch_H2O_39F = inch * water_39F
219 inch_H2O_60F = inch * water_60F
220 footH2O = ft * water
221 cmH2O = centimeter * water
222 foot_H2O = ft * water = ftH2O

```

## B Source code

```
223 standard_liter_per_minute = 1.68875 * Pa * m ** 3 / s = slpm = slm
224
225 # Radiation
226 Bq = Hz = becquerel
227 curie = 3.7e10 * Bq = Ci
228 rutherford = 1e6*Bq = rd = Rd
229 Gy = joule / kilogram = gray = Sv = sievert
230 rem = 1e-2 * sievert
231 rads = 1e-2 * gray
232 roentgen = 2.58e-4 * coulomb / kilogram
233
234 # Temperature
235 degC = kelvin; offset: 273.15 = celsius
236 degR = 5 / 9 * kelvin; offset: 0 = rankine
237 degF = 5 / 9 * kelvin; offset: 255.372222 = fahrenheit
238
239 # Time
240 minute = 60 * second = min
241 hour = 60 * minute = hr
242 day = 24 * hour
243 week = 7 * day
244 fortnight = 2 * week
245 year = 31556925.9747 * second
246 month = year/12
247 shake = 1e-8 * second
248 sidereal_day = day / 1.00273790935079524
249 sidereal_hour = sidereal_day/24
250 sidereal_minute=sidereal_hour/60
251 sidereal_second =sidereal_minute/60
252 sidereal_year = 366.25636042 * sidereal_day
253 sidereal_month = 27.321661 * sidereal_day
254 tropical_month = 27.321661 * day
255 synodic_month = 29.530589 * day = lunar_month
256 common_year = 365 * day
257 leap_year = 366 * day
258 julian_year = 365.25 * day
259 gregorian_year = 365.2425 * day
260 millenium = 1000 * year = millenia = milenia = milenium
261 eon = 1e9 * year
262 work_year = 2056 * hour
263 work_month = work_year/12
264
265 # Velocity
266 [speed] = [length] / [time]
267 knot = nautical_mile / hour = kt = knot_international =
      international_knot = nautical_miles_per_hour
268 mph = mile / hour = MPH
269 kph = kilometer / hour = KPH
270
271 # Viscosity
272 [viscosity] = [pressure] * [time]
273 poise = 1e-1 * Pa * second = P
```

```

274 stokes = 1e-4 * meter ** 2 / second = St
275 rhe = 10 / (Pa * s)
276
277 # Volume
278 [volume] = [length] ** 3
279 liter = 1e-3 * m ** 3 = l = L = litre
280 cc = centimeter ** 3 = cubic_centimeter
281 stere = meter ** 3
282 gross_register_ton = 100 * foot ** 3 = register_ton = GRT
283 acre_foot = acre * foot = acre_feet
284 board_foot = foot ** 2 * inch = FBM
285 bushel = 2150.42 * inch ** 3 = bu = US_bushel
286 dry_gallon = bushel / 8 = US_dry_gallon
287 dry_quart = dry_gallon / 4 = US_dry_quart
288 dry_pint = dry_quart / 2 = US_dry_pint
289 gallon = 231 * inch ** 3 = liquid_gallon = US_liquid_gallon
290 quart = gallon / 4 = liquid_quart = US_liquid_quart
291 pint = quart / 2 = pt = liquid_pint = US_liquid_pint
292 cup = pint / 2 = liquid_cup = US_liquid_cup
293 gill = cup / 2 = liquid_gill = US_liquid_gill
294 floz = gill / 4 = fluid_ounce = US_fluid_ounce = US_liquid_ounce
295 imperial_bushel = 36.36872 * liter = UK_bushel
296 imperial_gallon = imperial_bushel / 8 = UK_gallon
297 imperial_quart = imperial_gallon / 4 = UK_quart
298 imperial_pint = imperial_quart / 2 = UK_pint
299 imperial_cup = imperial_pint / 2 = UK_cup
300 imperial_gill = imperial_cup / 2 = UK_gill
301 imperial_floz = imperial_gill / 5 = UK_fluid_ounce =
    imperial_fluid_ounce
302 barrel = 42 * gallon = bbl
303 tablespoon = floz / 2 = tbsp = Tbsp = Tblsp = tblsp = tbs = Tbl
304 teaspoon = tablespoon / 3 = tsp
305 peck = bushel / 4 = pk
306 fluid_dram = floz / 8 = fldr = fluidram
307 firkin = barrel / 4
308
309
310 @context(n=1) spectroscopy = sp
311     # n index of refraction of the medium.
312     [length] <-> [frequency]: speed_of_light / n / value
313     [frequency] -> [energy]: planck_constant * value
314     [energy] -> [frequency]: value / planck_constant
315 @end
316
317 @context boltzmann
318     [temperature] -> [energy]: boltzmann_constant * value
319     [energy] -> [temperature]: value / boltzmann_constant
320 @end

```

## **B.7 supernova/configfiles/1000Mys.in**

Listing B.7: supernova/configfiles/1000Mys.in

```
1 snapshot_interval: 0.1 * megayears
2 time_max: 1000 * megayears
```

## **B.8 supernova/configfiles/100Mys.in**

Listing B.8: supernova/configfiles/100Mys.in

```
1 snapshot_interval: 0.1 * megayears
2 time_max: 100 * megayears
```

## **B.9 supernova/configfiles/1Mys.in**

Listing B.9: supernova/configfiles/1Mys.in

```
1 snapshot_interval: 2000 * years
2 time_max: 1 * megayears
```

## **B.10 supernova/configfiles/72h.in**

Listing B.10: supernova/configfiles/72h.in

```
1 timelimit_in_hours: 72
```

## **B.11 supernova/configfiles/box\_size\_100pc.in**

Listing B.11: supernova/configfiles/box\_size\_100pc.in

```
1 box_size: 100 parsec
```



## B.12 supernova/configfiles/box\_size\_10kpc.in

Listing B.12: supernova/configfiles/box\_size\_10kpc.in

```
1 box_size: 10000 parsec
```

## B.13 supernova/configfiles/box\_size\_1kpc.in

Listing B.13: supernova/configfiles/box\_size\_1kpc.in

```
1 box_size: 1000 parsec
```

## B.14 supernova/configfiles/box\_size\_200pc.in

Listing B.14: supernova/configfiles/box\_size\_200pc.in

```
1 box_size: 200 parsec
```

## B.15 supernova/configfiles/box\_size\_2kpc.in

Listing B.15: supernova/configfiles/box\_size\_2kpc.in

```
1 box_size: 2000 parsec
```

## B.16 supernova/configfiles/box\_size\_400pc.in

Listing B.16: supernova/configfiles/box\_size\_400pc.in

```
1 box_size: 400 parsec
```

## B.17 supernova/configfiles/defaults.in

Listing B.17: supernova/configfiles/defaults.in

```
1 ambient_temperature: 2523 K
2 density: 1 u/cm**3
3 self_gravity: true
4 refinement_enabled: true
5 refinement_reference_gas_part_mass: 1
6 supernova_test: false
7 chemistry: true
8 add_energy: true
9 job_name_suffix: ""
10 initial_H2: 2.4e-4
11 initial_HP: 1e-3
12 initial_CO: 0.0
13 optical_thin_chemistry: false
14 snapshot_interval: 2000 * years
15 time_max: 400000 * years
```

## B.18 supernova/configfiles/density\_100u.in

Listing B.18: supernova/configfiles/density\_100u.in

```
1 ambient_temperature: 100 K
2 density: 100 u/cm**3
3 initial_H2: 0.2
4 initial_HP: 1e-6
5 initial_CO: 5.3e-7
6 refinement_reference_gas_part_mass: 100.0
```

## B.19 supernova/configfiles/density\_10u.in

Listing B.19: supernova/configfiles/density\_10u.in

```
1 ambient_temperature: 100 K
2 density: 10 u/cm**3
3 initial_H2: 0.05
4 initial_HP: 1e-4
5 initial_CO: 1.25e-11
6 refinement_reference_gas_part_mass: 10.0
```

## B.20 supernova/configfiles/density\_10u\_400pc.in

Listing B.20: supernova/configfiles/density\_10u\_400pc.in

```
1 ambient_temperature: 100 K
2 density: 10 u/cm**3
3 initial_H2: 0.05
4 initial_HP: 1e-4
5 initial_CO: 1.25e-11
6 box_size: 400 parsec
7 refinement_reference_gas_part_mass: 10.0
```

## B.21 supernova/configfiles/density\_1u.in

Listing B.21: supernova/configfiles/density\_1u.in

```
1 ambient_temperature: 1000 K
2 density: 1 u/cm**3
3 initial_H2: 2.4e-4
4 initial_HP: 1e-3
5 initial_CO: 0.0
6 refinement_reference_gas_part_mass: 1.0
```

## B.22 supernova/configfiles/feedback.in

Listing B.22: supernova/configfiles/feedback.in

```
1 feedback: true
2 add_energy: false
```

## B.23 supernova/configfiles/job\_radius\_0.5.in

Listing B.23: supernova/configfiles/job\_radius\_0.5.in

```
1 radius: 0.5
2 job_name_suffix: "_radius_0.5"
```

## B.24 supernova/configfiles/job\_radius\_0.in

Listing B.24: supernova/configfiles/job\_radius\_0.in

```
1 radius: 0
2 job_name_suffix: "_radius_0"
```

## B.25 supernova/configfiles/job\_radius\_1.in

Listing B.25: supernova/configfiles/job\_radius\_1.in

```
1 radius: 1
2 job_name_suffix: "_radius_1"
```

## B.26 supernova/configfiles/job\_radius\_10.in

Listing B.26: supernova/configfiles/job\_radius\_10.in

```
1 radius: 10
2 job_name_suffix: "_radius_10"
```

## B.27 supernova/configfiles/job\_radius\_2.in

Listing B.27: supernova/configfiles/job\_radius\_2.in

```
1 radius: 2
2 job_name_suffix: "_radius_2"
```

## B.28 supernova/configfiles/job\_radius\_5.in

Listing B.28: supernova/configfiles/job\_radius\_5.in

```
1 radius: 5
2 job_name_suffix: "_radius_5"
```

## B.29 supernova/configfiles/job\_radius\_7.5.in

Listing B.29: supernova/configfiles/job\_radius\_7.5.in

```
1 radius: 7.5
2 job_name_suffix: "_radius_7.5"
```

## B.30 supernova/configfiles/job\_run\_1M.in

Listing B.30: supernova/configfiles/job\_run\_1M.in

```
1 n: 1000000
2 job_name: shock_random
```

## B.31 supernova/configfiles/job\_run\_2M.in

Listing B.31: supernova/configfiles/job\_run\_2M.in

```
1 n: 2000000
2 job_name: shock_random
```

## B.32 supernova/configfiles/job\_run\_8M.in

Listing B.32: supernova/configfiles/job\_run\_8M.in

```
1 n: 8000000
2 job_name: shock_random
```

## B.33 supernova/configfiles/machine\_grable.in

Listing B.33: supernova/configfiles/machine\_grable.in

```
1 machine: Ubuntu
2 nodes: 1
```

## B Source code

```
3 processors: 8
4 mem: 1000
5 mem_arepo: 1000
6 mpi_command: mpiexec
7 basedir: /home/addy/master/supernova/shock
8 job_name: shock
9 arepo_path: /home/addy/master/Rowan
10 feedback: false
11 env: ~/master/env
12 timelimit_in_hours: 12
```

### B.34 supernova/configfiles/machine\_milkyway.in

Listing B.34: supernova/configfiles/machine\_milkyway.in

```
1 machine: Milkyway
2 arepo_path: /work/sfb881/sfb045/supernova/Rowan
3 nodes: 8
4 processors: 8
5 mem: 1050
6 mem_arepo: 950
7 mpi_command: mpiexec
8 basedir: /work/sfb881/sfb045/supernova/supernova
9 feedback: false
10 env: ~/env
11 timelimit_in_hours: 24
```

### B.35 supernova/configfiles/mpi\_192\_processors.in

Listing B.35: supernova/configfiles/mpi\_192\_processors.in

```
1 nodes: 32
2 processors: 6
```

### B.36 supernova/configfiles/mpi\_96\_processors.in

Listing B.36: supernova/configfiles/mpi\_96\_processors.in

```
1 nodes: 16
2 processors: 6
```

## **B.37 supernova/configfiles/name\_single.in**

Listing B.37: supernova/configfiles/name\_single.in

```
1 job_name: single
```

## **B.38 supernova/configfiles/nochemistry.in**

Listing B.38: supernova/configfiles/nochemistry.in

```
1 chemistry: false
```

## **B.39 supernova/configfiles/noenergy.in**

Listing B.39: supernova/configfiles/noenergy.in

```
1 add_energy: false
```

## **B.40 supernova/configfiles/norefinement.in**

Listing B.40: supernova/configfiles/norefinement.in

```
1 refinement_enabled: false
```

## **B.41 supernova/configfiles/noselfgravity.in**

Listing B.41: supernova/configfiles/noselfgravity.in

```
1 self_gravity: false
```

## B.42 supernova/configfiles/optical\_thin\_chemistry.in

Listing B.42: supernova/configfiles/optical\_thin\_chemistry.in

```
1 chemistry: true
2 optical_thin_chemistry: true
```

## B.43 supernova/configfiles/supernova\_test.in

Listing B.43: supernova/configfiles/supernova\_test.in

```
1 supernova_test: true
```

## B.44 supernova/env.py

Listing B.44: supernova/env.py

```
1 import numpy as np
2 import matplotlib as mpl
3 from pint.unit import UnitRegistry
4
5
6 mpl.use('Agg')
7
8 import matplotlib.pyplot as mp
9 from matplotlib.colors import Normalize, LogNorm
10 from math import *
11
12 unit = UnitRegistry()
13
14 # Units _l, _m, _e are the native units for length, mass and
15 # for the given Arepo config
16 unit.load_definitions('templates/units.txt')
```

## B.45 supernova/make\_jobs\_grable.sh

Listing B.45: supernova/make\_jobs\_grable.sh

---



```

1  #!/bin/sh
2
3  MACHINE=grable
4
5  for i in "0.5" 0 1 2 5 "7.5" 10; do
6      python mktmpl.py templates configfiles '{{job_name}}{{
          job_name_suffix}}_nochem' defaults.in box_size_100pc.in
          machine_${MACHINE}.in job_radius_${i}.in job_run_1M.in
          norefinement.in nochemistry.in noselfgravity.in name_single.
          in -v
7      python mktmpl.py templates configfiles '{{job_name}}{{
          job_name_suffix}}' defaults.in box_size_100pc.in machine_${
          MACHINE}.in job_radius_${i}.in job_run_1M.in norefinement.in
          noselfgravity.in name_single.in -v
8
9      python mktmpl.py templates configfiles '{{job_name}}{{
          job_name_suffix}}_100u_nochem' defaults.in box_size_100pc.in
          1Mys.in density_100u.in machine_${MACHINE}.in job_radius_${i}
          .in job_run_1M.in norefinement.in nochemistry.in
          noselfgravity.in name_single.in -v
10     python mktmpl.py templates configfiles '{{job_name}}{{
          job_name_suffix}}_100u' defaults.in box_size_100pc.in 1Mys.
          in density_100u.in machine_${MACHINE}.in job_radius_${i}.in
          job_run_1M.in norefinement.in noselfgravity.in name_single.
          in -v
11 done
12
13
14 python mktmpl.py templates configfiles 'test_sne_code_nochem'
          defaults.in box_size_200pc.in machine_${MACHINE}.in 72h.in
          job_radius_0.in job_run_2M.in norefinement.in noselfgravity.in
          nochemistry.in feedback.in supernova_test.in -v
15 python mktmpl.py templates configfiles 'test_sne_code' defaults.in
          box_size_200pc.in machine_${MACHINE}.in 72h.in job_radius_0.
          in job_run_2M.in norefinement.in noselfgravity.in feedback.in
          supernova_test.in -v
16
17 python mktmpl.py templates configfiles '1u_feedback_400pc_nochem'
          defaults.in box_size_400pc.in density_1u.in 1000Mys.in
          machine_${MACHINE}.in mpi_96_processors.in 72h.in job_radius_0
          .in job_run_2M.in nochemistry.in feedback.in supernova_test.in
          -v
18 python mktmpl.py templates configfiles '1u_feedback_400pc'
          defaults.in box_size_400pc.in density_1u.in 1000Mys.in
          machine_${MACHINE}.in mpi_96_processors.in 72h.in job_radius_0
          .in job_run_2M.in feedback.in
19
20 python mktmpl.py templates configfiles '1
          u_feedback_400pc_optical_thin' defaults.in box_size_400pc.in
          density_1u.in 1000Mys.in machine_${MACHINE}.in
          mpi_96_processors.in 72h.in job_radius_0.in job_run_2M.in
          feedback.in optical_thin_chemistry.in

```

## B Source code

```
21
22 python mktmpl.py templates configfiles '1u_nofeedback_400pc_nochem
    ' defaults.in box_size_400pc.in density_1u.in 1000Mys.in
    machine_${MACHINE}.in mpi_96_processors.in 72h.in job_radius_0
    .in job_run_2M.in nochemistry.in noenergy.in supernova_test.in
    -v
23 python mktmpl.py templates configfiles '1u_nofeedback_400pc '
    defaults.in box_size_400pc.in density_1u.in 1000Mys.in
    machine_${MACHINE}.in mpi_96_processors.in 72h.in job_radius_0
    .in job_run_2M.in noenergy.in
24
25 python mktmpl.py templates configfiles '10
    u_nofeedback_400pc_nochem' defaults.in density_10u_400pc.in
    1000Mys.in machine_${MACHINE}.in mpi_96_processors.in 72h.in
    job_radius_0.in job_run_2M.in nochemistry.in noenergy.in
    supernova_test.in -v
26 python mktmpl.py templates configfiles '10u_nofeedback_400pc '
    defaults.in density_10u_400pc.in 1000Mys.in machine_${MACHINE
    }.in mpi_96_processors.in 72h.in job_radius_0.in job_run_2M.in
    noenergy.in
27
28 python mktmpl.py templates configfiles '10u_feedback_400pc '
    defaults.in density_10u_400pc.in 1000Mys.in machine_${MACHINE
    }.in mpi_96_processors.in 72h.in job_radius_0.in job_run_2M.in
    feedback.in
29 python mktmpl.py templates configfiles '10u_feedback_400pc_nochem'
    defaults.in density_10u_400pc.in 1000Mys.in machine_${MACHINE
    }.in mpi_96_processors.in 72h.in job_radius_0.in job_run_2M.in
    nochemistry.in feedback.in
30
31 python mktmpl.py templates configfiles '10u_feedback_400pc_noref'
    defaults.in density_10u_400pc.in 1000Mys.in machine_${MACHINE
    }.in mpi_96_processors.in 72h.in job_radius_0.in job_run_2M.in
    feedback.in norefinement.in
32 python mktmpl.py templates configfiles '10
    u_feedback_400pc_noref_nochem' defaults.in density_10u_400pc.
    in 1000Mys.in machine_${MACHINE}.in mpi_96_processors.in 72h.
    in job_radius_0.in job_run_2M.in nochemistry.in feedback.in
    norefinement.in
33
34 python mktmpl.py templates configfiles '1u_feedback_400pc_noref'
    defaults.in box_size_400pc.in density_1u.in 1000Mys.in
    machine_${MACHINE}.in mpi_96_processors.in 72h.in job_radius_0
    .in job_run_2M.in feedback.in norefinement.in
35 python mktmpl.py templates configfiles '1
    u_feedback_400pc_noref_nochem' defaults.in box_size_400pc.in
    density_1u.in 1000Mys.in machine_${MACHINE}.in
    mpi_96_processors.in 72h.in job_radius_0.in job_run_2M.in
    nochemistry.in feedback.in norefinement.in
```

## B.46 supernova/make\_jobs\_milkyway.sh

Listing B.46: supernova/make\_jobs\_milkyway.sh

```

1  #!/bin/sh
2
3  MACHINE=milkyway
4
5  for i in "0.5" 0 1 2 5 "7.5" 10; do
6      python mktmpl.py templates configfiles '{{job_name}}{{
          job_name_suffix}}_nochem' defaults.in box_size_100pc.in
          machine_${MACHINE}.in job_radius_${i}.in job_run_1M.in
          norefinement.in nochemistry.in noselfgravity.in name_single.
          in -v
7      python mktmpl.py templates configfiles '{{job_name}}{{
          job_name_suffix}}' defaults.in box_size_100pc.in machine_${
          MACHINE}.in job_radius_${i}.in job_run_1M.in norefinement.in
          noselfgravity.in name_single.in -v
8
9      python mktmpl.py templates configfiles '{{job_name}}{{
          job_name_suffix}}_100u_nochem' defaults.in box_size_100pc.in
          1Mys.in density_100u.in machine_${MACHINE}.in job_radius_${i}
          .in job_run_1M.in norefinement.in nochemistry.in
          noselfgravity.in name_single.in -v
10     python mktmpl.py templates configfiles '{{job_name}}{{
          job_name_suffix}}_100u' defaults.in box_size_100pc.in 1Mys.
          in density_100u.in machine_${MACHINE}.in job_radius_${i}.in
          job_run_1M.in norefinement.in noselfgravity.in name_single.
          in -v
11 done
12
13
14 python mktmpl.py templates configfiles 'test_sne_code_nochem'
          defaults.in box_size_200pc.in machine_${MACHINE}.in 72h.in
          job_radius_0.in job_run_2M.in norefinement.in noselfgravity.in
          nochemistry.in feedback.in supernova_test.in -v
15 python mktmpl.py templates configfiles 'test_sne_code' defaults.in
          box_size_200pc.in machine_${MACHINE}.in 72h.in job_radius_0.
          in job_run_2M.in norefinement.in noselfgravity.in feedback.in
          supernova_test.in -v
16
17 python mktmpl.py templates configfiles '1u_feedback_400pc_nochem'
          defaults.in box_size_400pc.in density_1u.in 1000Mys.in
          machine_${MACHINE}.in mpi_96_processors.in 72h.in job_radius_0
          .in job_run_2M.in nochemistry.in feedback.in supernova_test.in
          -v
18 python mktmpl.py templates configfiles '1u_feedback_400pc'
          defaults.in box_size_400pc.in density_1u.in 1000Mys.in
          machine_${MACHINE}.in mpi_96_processors.in 72h.in job_radius_0
          .in job_run_2M.in feedback.in
19

```

## B Source code

```
20 python mktmpl.py templates configfiles '1
    u_feedback_400pc_optical_thin' defaults.in box_size_400pc.in
    density_1u.in 1000Mys.in machine_${MACHINE}.in
    mpi_96_processors.in 72h.in job_radius_0.in job_run_2M.in
    feedback.in optical_thin_chemistry.in
21
22 python mktmpl.py templates configfiles '1u_nofeedback_400pc_nochem
    ' defaults.in box_size_400pc.in density_1u.in 1000Mys.in
    machine_${MACHINE}.in mpi_96_processors.in 72h.in job_radius_0
    .in job_run_2M.in nochemistry.in noenergy.in supernova_test.in
    -v
23 python mktmpl.py templates configfiles '1u_nofeedback_400pc'
    defaults.in box_size_400pc.in density_1u.in 1000Mys.in
    machine_${MACHINE}.in mpi_96_processors.in 72h.in job_radius_0
    .in job_run_2M.in noenergy.in
24
25 python mktmpl.py templates configfiles '10
    u_nofeedback_400pc_nochem' defaults.in density_10u_400pc.in
    1000Mys.in machine_${MACHINE}.in mpi_96_processors.in 72h.in
    job_radius_0.in job_run_2M.in nochemistry.in noenergy.in
    supernova_test.in -v
26 python mktmpl.py templates configfiles '10u_nofeedback_400pc'
    defaults.in density_10u_400pc.in 1000Mys.in machine_${MACHINE
    }.in mpi_96_processors.in 72h.in job_radius_0.in job_run_2M.in
    noenergy.in
27
28 python mktmpl.py templates configfiles '10u_feedback_400pc'
    defaults.in density_10u_400pc.in 1000Mys.in machine_${MACHINE
    }.in mpi_96_processors.in 72h.in job_radius_0.in job_run_2M.in
    feedback.in
29 python mktmpl.py templates configfiles '10u_feedback_400pc_nochem'
    defaults.in density_10u_400pc.in 1000Mys.in machine_${MACHINE
    }.in mpi_96_processors.in 72h.in job_radius_0.in job_run_2M.in
    nochemistry.in feedback.in
30
31 python mktmpl.py templates configfiles '10u_feedback_400pc_noref'
    defaults.in density_10u_400pc.in 1000Mys.in machine_${MACHINE
    }.in mpi_96_processors.in 72h.in job_radius_0.in job_run_2M.in
    feedback.in norefinement.in
32 python mktmpl.py templates configfiles '10
    u_feedback_400pc_noref_nochem' defaults.in density_10u_400pc.
    in 1000Mys.in machine_${MACHINE}.in mpi_96_processors.in 72h.
    in job_radius_0.in job_run_2M.in nochemistry.in feedback.in
    norefinement.in
33
34 python mktmpl.py templates configfiles '1u_feedback_400pc_noref'
    defaults.in box_size_400pc.in density_1u.in 1000Mys.in
    machine_${MACHINE}.in mpi_96_processors.in 72h.in job_radius_0
    .in job_run_2M.in feedback.in norefinement.in
35 python mktmpl.py templates configfiles '1
    u_feedback_400pc_noref_nochem' defaults.in box_size_400pc.in
    density_1u.in 1000Mys.in machine_${MACHINE}.in
```

```
mpi_96_processors.in 72h.in job_radius_0.in job_run_2M.in
nochemistry.in feedback.in norefinement.in
```

## B.47 supernova/mktempl.py

Listing B.47: supernova/mktempl.py

```

1  # -*- coding: utf-8 -*-
2  '''
3  Usage:
4      mktempl.py [--verbose] <templatedir> <configdir> <outputdir> <
5          templateinput>...
6
7  Options:
8      <outputdir>          Output directory, can be a Jinja2 template
9      <configdir>         Location of template inputs.
10     <templateinput>     Files defining the template parameters.
11                          Later ones overwrite earlier ones.
12     --verbose -v        More verbose output
13
14 '''
15
16 from jinja2 import Environment, FileSystemLoader, StrictUndefined
17 import docopt
18 import os
19 import os.path
20 from pyaml import yaml
21 from pint import UnitRegistry
22 import fnmatch
23 import itertools
24 import py.util
25
26 unit = UnitRegistry()
27
28 # Units _l, _m, _e are the native units for length, mass and
29 # energy
30 # for the given Arepo config
31 unit.load_definitions('templates/units.txt')
32
33 ignore_paths = ["__init__.py", "*.pyc"]
34
35 def mkdir(path):
36     try:
37         os.mkdir(path)
38     except OSError as e:
39         if not os.path.isdir(path):
40             raise (IOError(path + " exists and is not a directory"
41 ))

```

## B Source code

```
39 def unit_convert_filter(value, output_unit):
40     """
41     A Jinja2 filter, that converts the given value, that is a
42     string that can be interpreted by Pint,
43     to the output_unit
44
45     >>> env = Environment()
46     >>> env.filters["unit_convert"] = unit_convert_filter
47     >>> env.from_string("{ '300 K'|unit_convert('celsius') }").
48         render()
49     u'26.85 degC'
50     """
51
52     value_with_unit = unit(value)
53
54     return str(value_with_unit.to(unit(output_unit)))
55
56 def magnitude_filter(value):
57     """
58     A Jinja2 filter, that gives the magnitude of the value with a
59     pint unit.
60
61     >>> env = Environment()
62     >>> env.filters["magnitude"] = magnitude_filter
63     >>> env.from_string("{ '300 K'|magnitude }").render()
64     u'300'
65     >>> env.filters["unit_convert"] = unit_convert_filter
66     >>> env.from_string("{ '300 K'|unit_convert('celsius')|
67         magnitude }").render()
68     u'26.85'
69     """
70
71     return unit(value).magnitude
72
73 def main():
74     args = doctest.doctest(__doc__)
75
76     files = os.listdir(args['<templatedir>'])
77     files_filtered = set(files) - set(itertools.chain(*[fnmatch.
78         filter(files, i) for i in ignore_paths]))
79
80     context = {}
81     for input_file in args['<templateinput>']:
82         with open(args["<configdir>"] + os.sep + input_file) as f:
83             context.update(yaml.safe_load(f))
84
85     env = Environment(loader=FileSystemLoader(args['<templatedir>'],
86         undefined=StrictUndefined))
87     env.filters["unit_convert"] = unit_convert_filter
88     env.filters["magnitude"] = magnitude_filter
```

```

84     outputdir = env.from_string(args['<outputdir>']).render(
85         context)
86     mkdir(outputdir)
87     # derived quantities
88     context['ncpus'] = int(context['processors']) * int(context['
89         nodes'])
90     context['path'] = context['basedir'] + os.path.sep + outputdir
91     context['template_input_files'] = args['<templateinput>']
92     context['supernova_period_in_years'] = str((1 / py.util.
93         supernova_rate_from_kennicut_smidt(unit(context['density'
94         ]), unit(context['box_size']), unit)).to('year'))
95
96     if args['--verbose']:
97         print("Context:")
98         print(context)
99
100    for filename in files_filtered:
101        template = env.get_template(filename)
102        rendered = template.render(context)
103        with open(outputdir + os.path.sep + filename, 'w') as f:
104            f.write(rendered)
105
106    with open(outputdir + os.path.sep + "template.cfg", 'w') as f:
107        yaml.safe_dump(context, f)
108
109    if __name__ == "__main__":
110        main()

```

## B.48 supernova/plot\_max.py

Listing B.48: supernova/plot\_max.py

```

1  """
2  Plot snapshots
3
4  Usage:
5      plot_max.py <outputfilename> [<directories>... --title=<title>
6          --density=<density>]
7
8  Options:
9      --title=<title>          Additional text in the title.
10     --density=<density>     Density in atomic units per cubic
11         centimeters [default: 1.0]
12
13     """
14     from __future__ import division

```

## B Source code

```
15 import numpy as np
16 import matplotlib as mpl
17 from pyaml import yaml
18
19 from soapp.parser.arepo.parser import ArepoParser
20
21 mpl.use('Agg')
22
23 import matplotlib.pyplot as mp
24 from matplotlib.colors import *
25 from docopt import docopt
26 from py.util import *
27
28 unit = UnitRegistry()
29
30 # Units _l, _m, _e are the native units for length, mass and
   # energy
31 # for the given Arepo config
32 unit.load_definitions('templates/units.txt')
33
34 LINEWIDTH = 0.75
35 DPI = 600
36 FONTSIZE = 10
37
38
39 def blast_wave(E, n, t):
40     t_rad_ = t_rad(E, n)
41
42     if t < t_rad_:
43         return sedov_taylor(E, n, t)
44     else:
45         return snow_plow(E, n, t)
46
47
48 def sedov_taylor(E, n, t):
49     """
50     Sedov-Taylor blast wave solution in 3D and constant background
       density N
51
52     Following Draine, Bruce T. - Physics of the Interstellar and
       Intergalactic Medium, Chapter 39
53
54     :param E: Energy of the point explosion
55     :param n: Background density
56     :param t: Timepoint of returned value
57     :return: Radius of shock-front at time t
58     """
59     n_norm = (n / (unit.u / unit.cm ** 3)).magnitude
60     E_norm = (E.to(unit.erg) / (1e51 * unit.erg)).magnitude
61     t_norm = (t / (1e3 * unit.year)).magnitude
62     print t_norm
63
```



```

64     R = 1.54e19 * unit.cm * E_norm ** 0.2 * n_norm ** -0.2 *
        t_norm ** 0.4
65
66     return R.to(unit.parsec)
67
68 def sedov_taylor_time(E, n, R):
69     """
70     Time at which radius R is reached with the Sedov-Taylor blast
71     wave solution in 3D and constant background density N
72
73     Following Draine, Bruce T. - Physics of the Interstellar and
74     Intergalactic Medium, Chapter 39
75
76     :param E: Energy of the point explosion
77     :param n: Background density
78     :param R: Radius
79     :return: time t at which R is reached
80     """
81     n_norm = (n / (unit.u / unit.cm ** 3)).magnitude
82     E_norm = (E.to(unit.erg) / (1e51 * unit.erg)).magnitude
83
84     t_norm = (R / (1.54e19 * unit.cm * E_norm ** 0.2 * n_norm **
85                 -0.2)) ** 2.5
86
87     t = t_norm * (1e3 * unit.year)
88
89     return t
90
91 def snow_plow(E, n, t):
92     """
93     Snow-plow phase of blast wave solution in 3D and constant
94     background density N
95
96     Following Draine, Bruce T. - Physics of the Interstellar and
97     Intergalactic Medium, Chapter 39
98
99     :param E: Energy of the point explosion
100    :param n: Background density
101    :param t: Timepoint of returned value
102    :return: Radius of shock-front at time t
103    """
104    t_rad_ = t_rad(E, n)
105    R_s = sedov_taylor(E, n, t_rad_)
106
107    R = R_s * (t / t_rad_) ** (2 / 7.)
108
109    return R.to(unit.parsec)
110
111 def t_rad(E, n):

```

## B Source code

```
110     """
111     Approximate of end of validity of Sedov-Taylor solution
112
113     Following Draine, Bruce T. - Physics of the Interstellar and
114         Intergalactic Medium, Chapter 39
115
116     >>> t_rad(1e51 * unit.erg, 10 * unit.u / unit.cm**3)
117     <Quantity(13894.6278511, 'year')>
118
119     >>> t_rad(1e51 * unit.erg, 1 * unit.u / unit.cm**3)
120     <Quantity(49300.0, 'year')>
121
122     >>> t_rad(1e52 * unit.erg, 1 * unit.u / unit.cm**3)
123     <Quantity(81817.6345367, 'year')>
124
125     :param E: Energy of the point explosion
126     :param n: Background density
127     :return: Time of approximate of end of validity of Sedov-
128         Taylor solution
129
130     """
131
132     n_norm = (n / (unit.u / unit.cm ** 3)).magnitude
133     E_norm = (E.to(unit.erg) / (1e51 * unit.erg)).magnitude
134
135     t = 49.3e3 * unit.year * E_norm ** 0.22 * n_norm ** -0.55
136
137     return t
138
139 def max_radius_and_time_from_directory(directory):
140     parser = ArepoParser()
141
142     current_snapshot_number = 1
143
144     times = []
145     max_radius_list = []
146     std_radius_list = []
147
148     while os.path.exists('{}/output/snap_{:0>3}'.format(directory,
149         current_snapshot_number)):
150         print "Reading snapshot", current_snapshot_number
151
152         snapshot = parser.parse('{}/output/snap_{:0>3}'.format(
153             directory, current_snapshot_number))
154
155         times.append(snapshot.time)
156         center = np.array([[snapshot.box_size / 2, snapshot.
157             box_size / 2, snapshot.box_size / 2], ])
158
159         sorting_indices = np.argsort(snapshot["density"].data)
```

```

157
158     max_positions = snapshot["position"].data[sorting_indices
159     [-11:-1]]
160     max_radii = [np.linalg.norm(center - pos) for pos in
161     max_positions]
162
163     max_radius = np.mean(max_radii)
164     std_radius = np.std(max_radii)
165
166     max_radius_list.append(max_radius)
167     std_radius_list.append(std_radius)
168
169     current_snapshot_number += 1
170
171     times = (np.array(times) * unit._t).to(unit.years)
172     max_radius_list = (np.array(max_radius_list) * unit._l).to(
173     unit.parsec)
174     std_radius_list = (np.array(std_radius_list) * unit._l).to(
175     unit.parsec)
176
177     return (times, max_radius_list, std_radius_list)
178
179 def plot_max(outputfilename, directories, density,
180 additional_title):
181     fig = mp.figure()
182     ax = fig.add_subplot(1, 1, 1)
183
184     ax.set_xlabel('Time [years]')
185     ax.set_ylabel('Distance [pc]')
186
187     all_times = np.array([])
188     different_densities = False
189
190     if len(directories) == 0:
191         # empty plot with only the analytic solution
192         print("No directories given, only plot analytic solutions")
193     )
194     all_times = [0.0, 3.0 * t_rad(unit("1e51 erg"), density).
195     to("year").magnitude]
196
197     for idx, directory in enumerate(directories):
198         times, max_radius_list, std_radius_list =
199         max_radius_and_time_from_directory(directory)
200
201         with open('{} /template.cfg'.format(directory)) as f:
202             template_config = yaml.safe_load(f)
203
204         with open('{} /ics.yaml'.format(directory)) as f:
205             ics_config = yaml.safe_load(f)
206
207         if template_config["radius"] == 0.0:

```

## B Source code

```
201         radius_text = "single_cell, n=1"
202     else:
203         radius_text = "{}_pc, n={}".format(
                template_config["radius"], ics_config["n_supernova"]
            )
204
205     R_inj = template_config["radius"] * unit("pc")
206     t = (times + sedov_taylor_time(1e51 * unit.erg, density,
                R_inj)).to(unit.years).magnitude
207     all_times = np.append(all_times, t)
208     print("t:", t)
209     y = max_radius_list.to("parsec").magnitude
210     y_err = std_radius_list.to("parsec").magnitude
211
212     color_line = hsv_to_rgb([idx / len(directories), 1.0,
                0.5])
213     color_fill = hsv_to_rgb([idx / len(directories), 0.5,
                1.0])
214
215     ax.plot(t, y, label=radius_text, linewidth=LINEWIDTH,
                color=color_line)
216     ax.fill_between(t, y-y_err, y+y_err, facecolor=color_fill,
                edgecolor='none', linewidth=0.0, alpha=0.5)
217
218     new_density = unit(template_config["density"])
219     if (new_density is not None or new_density == density):
220         density = new_density
221     else:
222         print "Warning: Plotting different densities"
223         different_densities = True
224
225     plot_times = np.linspace(0.0, max(all_times), 500)
226
227     sedov = [
228         sedov_taylor(1e51 * unit.erg, density, t * unit.years).to(
                unit.parsec).magnitude for
229         t in plot_times]
230
231     blast = [
232         blast_wave(1e51 * unit.erg, density, t * unit.years).to(
                unit.parsec).magnitude for
233         t in plot_times]
234
235     print all_times
236
237     if density is not None:
238         density_text = "Background_density_{} u/cm^3".format(
                density.to(unit.u / unit.cm ** 3).magnitude) if not
                different_densities else "Different_background_
                densities"
239         title = ""
240     else:
```

```

241     density_text = ""
242     title = "Radius_of_maximum_density\n" + density_text
243
244     if additional_title:
245         title += ", "
246         title += additional_title
247
248     fig.suptitle(title)
249
250     fig.tight_layout()
251
252     ax.plot(plot_times, sedov, label="Sedov-Taylor solution",
253            linewidth=LINEWIDTH, color='black')
254     ax.plot(plot_times, blast, label="Pressure driven snowplow phase",
255            linewidth=LINEWIDTH, color='black', linestyle='dotted')
256
257     if all_times[-1] * unit.year >= t_rad(1e51 * unit.erg, density):
258         ax.axvline(t_rad(1e51 * unit.erg, density).to(unit.year).
259                   magnitude, linestyle='--', color='black', linewidth=
260                     LINEWIDTH)
261
262     ax.legend(loc='lower right', fontsize=FONTSIZE, labelspaceing
263             =0.25)
264
265     # ax.set_aspect('equal')
266     fig.savefig('plots/{}.png'.format(outputfilename), dpi=DPI)
267     del fig
268
269 def main():
270     arguments = docopt(__doc__)
271
272     mkdir("plots")
273
274     plot_max(arguments["<outputfilename>"], arguments["<
275             directories>"],
276             float(arguments["--density"]) * unit("1u/cm^3"),
277             arguments["--title"])
278
279 if __name__ == "__main__":
280     main()

```

## B.49 supernova/postprocess\_all.sh

Listing B.49: supernova/postprocess\_all.sh

## B Source code

```
1 #!/bin/sh
2
3 for i in single_* 10u_* 1u_*; do cd $i; sh postprocess.sh; cd ..;
   done
```

## B.50 supernova/py/cache\_quantities.py

Listing B.50: supernova/py/cache\_quantities.py

```
1 """
2 Extract cumulative quantities from snapshot.
3
4 Usage:
5     cache_quantities.py [--first=<N> --snapshot-dir=<dir>]
6
7 Options:
8
9     --first=<N> First snapshot number [default: 0].
10    --snapshot-dir=<dir> Snapshot directory [default: output].
11
12 """
13
14
15 import numpy as np
16 from soapp.parser.arepo.parser import ArepoParser
17 from docopt import docopt
18
19 from util import *
20
21 OUTPUT_PATH = 'output'
22
23 unit = UnitRegistry()
24
25 # Units _l, _m, _e are the native units for length, mass and
   energy
26 # for the given Arepo config
27 unit.load_definitions('units.txt')
28
29 DATA_FIELDS = ["density", "particle_mass", "temperature", "
   temperature_dust", "volume", "velocity", "h2", "hp", "co"]
30
31
32 def save_quantities(arguments):
33     parser = ArepoParser()
34
35     n = int(arguments["--first"])
36
37     all_dump = {"min": {}, "max": {}, "average": {},
38                "mean": {}, "std": {}, "sum": {}},
```

```

39         "time": [], "box_size": [],
40         "velocity_dispersion": [],
41         "mass_weighted_velocity_dispersion": [],
42         "mass_weighted_velocity_dispersion_hp": [],
43         "mass_weighted_velocity_dispersion_h2": [],
44         "mass_weighted_velocity_dispersion_hatom": [],
45         "mass_weighted_velocity_dispersion_co": [],
46         "volume_weighted_velocity_dispersion": [],
47         "mass_fraction_below_1u": [],
48         "mass_fraction_below_10u": [],
49         "mass_fraction_below_100u": [],
50         "mass_fraction_in_gas": [],
51         "mass_fraction_in_sinks": [],
52         "mass_fraction_above_100u": [],
53         "mass_in_hatom": [],
54         "mass_in_h2": [],
55         "mass_in_hp": [],
56         "mass_in_co": [],
57         "mass_fraction_in_hatom": [],
58         "mass_fraction_in_h2": [],
59         "mass_fraction_in_hp": [],
60         "mass_fraction_in_co": [],
61         "n": [],
62     }
63
64     for field in ["min", "max", "average", "mean", "std", "sum"]:
65         for j in DATA_FIELDS:
66             all_dump[field][j] = []
67
68     while os.path.exists('{}/snap_{:0>3}'.format(arguments["--
69         snapshot-dir"], n)):
70         print "Reading snapshot", n
71
72         quantities = {}
73
74         data = parser.parse('{}/snap_{:0>3}'.format(arguments["--
75         snapshot-dir"], n))
76
77         n_gas = data.n_all[0]
78
79         box_size = data.box_size * unit._l
80         time = data.time * unit.native_time
81         quantities["density"] = (np.array(data["density"].data[:
82         n_gas]) * unit("native_mass/_native_length**_3")).to
            (unit("u/_cm**_3"))
83         quantities["particle_mass"] = np.array(data["particle_mass
84         "].data[:n_gas]) * unit("native_mass")
85         quantities["internal_energy"] = np.array(data["
86         internal_energy"].data[:n_gas]) * unit("_u")
87         quantities["volume"] = (np.array(data["volume"].data[:
88         n_gas]) * unit("native_length**_3")).to(unit("parsec_
89         **_3"))

```

## B Source code

```
83     quantities["temperature"] = (temperature_of_ideal_gas(
      quantities["internal_energy"], unit)).to(unit("kelvin"
      ))
84     if "extra_3" in data:
85         quantities["temperature_dust"] = np.array(data["
      extra_3"].data[:n_gas]) * unit("kelvin")
86
87     all_particle_masses = np.array(data["particle_mass"].data)
      * unit("native_mass")
88
89     total_mass = np.sum(all_particle_masses)
90     total_mass_in_gas = np.sum(all_particle_masses[:n_gas])
91     mass_fraction_below_1u = np.sum(quantities["particle_mass"
      ] [quantities["density"] < 1 * unit("u/cm**3")]) /
      total_mass
92     mass_fraction_below_10u = np.sum(quantities["particle_mass"
      ] [quantities["density"] < 10 * unit("u/cm**3")])
      / total_mass
93     mass_fraction_below_100u = np.sum(quantities["
      particle_mass"] [quantities["density"] < 100 * unit("u
      /cm**3")]) / total_mass
94     mass_fraction_above_100u = np.sum(quantities["
      particle_mass"] [quantities["density"] >= 100 * unit("u
      /cm**3")]) / total_mass
95     mass_fraction_in_sinks = 1.0 - total_mass_in_gas /
      total_mass
96     mass_fraction_in_gas = total_mass_in_gas / total_mass
97
98     all_dump["mass_fraction_below_1u"].append(str(
      mass_fraction_below_1u))
99     all_dump["mass_fraction_below_10u"].append(str(
      mass_fraction_below_10u))
100    all_dump["mass_fraction_below_100u"].append(str(
      mass_fraction_below_100u))
101    all_dump["mass_fraction_above_100u"].append(str(
      mass_fraction_above_100u))
102    all_dump["mass_fraction_in_sinks"].append(str(
      mass_fraction_in_sinks))
103    all_dump["mass_fraction_in_gas"].append(str(
      mass_fraction_in_gas))
104
105    all_dump["n"].append(data.n_all)
106
107    if "extra_2" in data:
108        abundances = np.array(data["extra_2"].data)
109        n_species = int(len(abundances) / n_gas)
110        abundances = np.reshape(abundances, (-1, n_species))
111
112        if n_species == 3:
113            quantities["h2"] = abundances[:, 0] * unit("")
114            quantities["hp"] = abundances[:, 1] * unit("")
115            quantities["co"] = abundances[:, 2] * unit("")
```



```

116         quantities["hatom"] = np.ones(data.n_all[0]) *
            unit("") - 2 * quantities["h2"] - quantities["
            hp"]
117     else:
118         raise ValueError("Can handle only three chemical
            species atm")
119
120     mass_in_hatom = quantities["particle_mass"] *
            quantities["hatom"]
121     mass_in_h2 = 2 * quantities["particle_mass"] *
            quantities["h2"]
122     mass_in_hp = quantities["particle_mass"] * quantities[
            "hp"]
123     mass_in_co = (12 + 16) * quantities["particle_mass"] *
            quantities["co"] * unit("mass_HI/ u")
124
125     total_mass_in_hatom = np.sum(mass_in_hatom)
126     total_mass_in_h2 = np.sum(mass_in_h2)
127     total_mass_in_hp = np.sum(mass_in_hp)
128     total_mass_in_co = np.sum(mass_in_co)
129
130     mass_fraction_in_hatom = total_mass_in_hatom /
            total_mass
131     mass_fraction_in_hp = total_mass_in_hp / total_mass
132     mass_fraction_in_h2 = total_mass_in_h2 / total_mass
133     mass_fraction_in_co = total_mass_in_co / total_mass
134
135     all_dump["mass_in_hatom"].append(str(
            total_mass_in_hatom.to(unit("solar_mass"))))
136     all_dump["mass_in_h2"].append(str(total_mass_in_h2.to(
            unit("solar_mass"))))
137     all_dump["mass_in_hp"].append(str(total_mass_in_hp.to(
            unit("solar_mass"))))
138     all_dump["mass_in_co"].append(str(total_mass_in_co.to(
            unit("solar_mass"))))
139
140     all_dump["mass_fraction_in_hatom"].append(str(
            mass_fraction_in_hatom))
141     all_dump["mass_fraction_in_hp"].append(str(
            mass_fraction_in_hp))
142     all_dump["mass_fraction_in_h2"].append(str(
            mass_fraction_in_h2))
143     all_dump["mass_fraction_in_co"].append(str(
            mass_fraction_in_co))
144
145     velocity = (data["velocity"].data * unit("native_speed")).
            to("km/s")
146     quantities["velocity"] = velocity
147
148     mean_velocity_components = np.mean(velocity[:n_gas], axis
            =0)
149

```

## B Source code

```
150     velocity_dispersion = np.average(np.sqrt(np.sum((velocity
151         [:n_gas] - mean_velocity_components) ** 2, axis=0) /
152         np.size(velocity))) * unit("km/s") # adapted from
153         astropy example
154     all_dump["velocity_dispersion"].append(str(
155         velocity_dispersion))
156
157     mass_weighted_velocity_dispersion = np.average(np.sqrt(np.
158         sum(((velocity[:n_gas] - mean_velocity_components).
159         transpose() ** 2 * quantities["particle_mass"][:n_gas
160         ]).transpose(), axis=0) / total_mass_in_gas)) * unit("
161         km/s") # adapted from astropy example
162     all_dump["mass_weighted_velocity_dispersion"].append(str(
163         mass_weighted_velocity_dispersion))
164
165     if "extra_2" in data:
166         if total_mass_in_hatom > 0.0 * unit("kg"):
167             mass_weighted_velocity_dispersion_hatom = np.
168                 average(np.sqrt(np.sum(((velocity[:n_gas] -
169                 mean_velocity_components).transpose() ** 2 *
170                 mass_in_hatom).transpose(), axis=0) /
171                 total_mass_in_hatom)) * unit("km/s") #
172                 adapted from astropy example
173         else:
174             mass_weighted_velocity_dispersion_hatom = 0.0 *
175                 unit("km/s")
176     all_dump["mass_weighted_velocity_dispersion_hatom"].
177         append(str(mass_weighted_velocity_dispersion_hatom
178         ))
179
180     if total_mass_in_hp > 0.0 * unit("kg"):
181         mass_weighted_velocity_dispersion_hp = np.average(
182             np.sqrt(np.sum(((velocity[:n_gas] -
183             mean_velocity_components).transpose() ** 2 *
184             mass_in_hp).transpose(), axis=0) /
185             total_mass_in_hp)) * unit("km/s") # adapted
186             from astropy example
187     else:
188         mass_weighted_velocity_dispersion_hp = 0.0 * unit(
189             "km/s")
190     all_dump["mass_weighted_velocity_dispersion_hp"].
191         append(str(mass_weighted_velocity_dispersion_hp))
192
193     if total_mass_in_h2 > 0.0 * unit("kg"):
194         mass_weighted_velocity_dispersion_h2 = np.average(
195             np.sqrt(np.sum(((velocity[:n_gas] -
196             mean_velocity_components).transpose() ** 2 *
197             mass_in_h2).transpose(), axis=0) /
198             total_mass_in_h2)) * unit("km/s") # adapted
199             from astropy example
200     else:
```

```

172         mass_weighted_velocity_dispersion_h2 = 0.0 * unit(
173             "km/s")
174     all_dump["mass_weighted_velocity_dispersion_h2"].
175         append(str(mass_weighted_velocity_dispersion_h2))
176
177     if total_mass_in_co > 0.0 * unit("kg"):
178         mass_weighted_velocity_dispersion_co = np.average(
179             np.sqrt(np.sum(((velocity[:n_gas] -
180                 mean_velocity_components).transpose() ** 2 *
181                 mass_in_co).transpose(), axis=0) /
182                 total_mass_in_co)) * unit("km/s") # adapted
183                 from astropy example
184     else:
185         mass_weighted_velocity_dispersion_co = 0.0 * unit(
186             "km/s")
187     all_dump["mass_weighted_velocity_dispersion_co"].
188         append(str(mass_weighted_velocity_dispersion_co))
189
190     volume_weighted_velocity_dispersion = np.average(np.sqrt(
191         np.sum(((velocity[:n_gas] - mean_velocity_components).
192             transpose() ** 2 * quantities["volume"][:n_gas]).
193             transpose(), axis=0) / np.sum(quantities["volume"])))
194         * unit("km/s") # adapted from astropy example
195     all_dump["volume_weighted_velocity_dispersion"].append(str
196         (volume_weighted_velocity_dispersion))
197
198     all_dump["box_size"].append(str(box_size))
199     all_dump["time"].append(str(time))
200
201     for field in DATA_FIELDS:
202         if field in quantities:
203             all_dump["min"][field].append(str(np.min(
204                 quantities[field])))
205             all_dump["max"][field].append(str(np.max(
206                 quantities[field])))
207             all_dump["average"][field].append(str(unit.
208                 Quantity(np.average(quantities[field]),
209                 quantities[field].units)))
210             all_dump["mean"][field].append(str(np.mean(
211                 quantities[field])))
212             all_dump["std"][field].append(str(np.std(
213                 quantities[field])))
214             all_dump["sum"][field].append(str(np.sum(
215                 quantities[field])))
216
217     n += 1
218
219     with open("quantities.yaml", "w") as f:
220         yaml.safe_dump(all_dump, f, default_flow_style=False)
221
222 def main():

```

## B Source code

```
203     arguments = docopt(__doc__)
204
205     save_quantities(arguments)
206
207
208 if __name__ == "__main__":
209     main()
```

## B.51 supernova/py/plot.py

Listing B.51: supernova/py/plot.py

```
1  """Plot snapshots
2
3  Usage:
4      plot.py image <begin> <end> <name> [--resolution=<res> --
          stride=<n> --skip=<n> --title=<title> --upper-limit=<l> --
          lower-limit=<l> --verbose --projection --first=<n> --sinks
          ] [--limit/--global-limit]
5      plot.py hist <begin> <end> <name> [--resolution=<res> --stride
          =<n> --skip=<n> --title=<title> --verbose] [--limit/--
          global-limit]
6      plot.py scatter <begin> <end> <x_name> <y_name> [--resolution
          =<res> --stride=<n> --skip=<n> --title=<title> --verbose]
          [--limit/--global-limit]
7      plot.py quantities <name> [--resolution=<res> --stride=<n> --
          skip=<n> --title=<title> --verbose] [--limit/--global-
          limit]
8
9  Options:
10     --resolution=<res>      Number of pixels per direction [default:
          500].
11     --stride=<n>           Data points per set [default: 1].
12     --skip=<n>             Skip <n> sets [default: 0].
13     --first=<n>           First snapshot [default: 0].
14     --title=<title>       Additional text in the title.
15     --limit               Use custom auto-scaling
16     --global-limit       Use custom auto-scaling, but the same
          for all plots
17     --upper-limit=<l>     Set fixed upper limit
18     --lower-limit=<l>     Set fixed lower limit
19     --verbose -v         Print more information
20     --sinks               Add location of sink particles.
21
22 """
23
24 import struct
25
26 import numpy as np
```

```

27 import matplotlib as mpl
28 from pint.unit import UnitRegistry
29 from soapp.parser.arepo.parser import ArepoParser
30
31 mpl.use('Agg')
32
33 import matplotlib.pyplot as mp
34 import matplotlib as mpl
35 from matplotlib.colors import Normalize, LogNorm
36 from docopt import docopt
37 from util import *
38 import math
39
40 unit = UnitRegistry()
41
42 # Units _l, _m, _e are the native units for length, mass and
43 # energy
44 # for the given Arepo config
45 unit.load_definitions('units.txt')
46
47 FONTSIZE = 10
48 DPI = 600
49 HISTOGRAM_BINS = 100
50 EXTRA_FIELDS = ["velocity_dispersi",
51                 "mass_weighted_velocity_dispersi",
52                 "mass_weighted_velocity_dispersi_hatom",
53                 "mass_weighted_velocity_dispersi_hp",
54                 "mass_weighted_velocity_dispersi_h2",
55                 "mass_weighted_velocity_dispersi_co",
56                 "mass_weighted_velocity_dispersi_species",
57                 "volume_weighted_velocity_dispersi",
58                 "mass_fraction_below_1u",
59                 "mass_fraction_below_10u",
60                 "mass_fraction_below_100u",
61                 "mass_fraction_above_100u",
62                 "mass_in_hatom",
63                 "mass_in_h2",
64                 "mass_in_hp",
65                 "mass_in_co",
66                 "mass_fraction_in_hatom",
67                 "mass_fraction_in_h2",
68                 "mass_fraction_in_hp",
69                 "mass_fraction_in_co",
70                 "mass_fractions",
71                 "mass_fractions_abundances"
72                 ]
73
74 def latex_exp_fmt(x, pos):
75     """
76     Exponential latex formatter for colorbar ticks.
77 
```

## B Source code

```
78     Taken from http://stackoverflow.com/questions/25983218/
79     scientific-notation-colorbar-in-matplotlib
80     """
81     a, b = '{:.2e}'.format(x).split('e')
82     b = int(b)
83     if a == "1.00":
84         return r'$\mathdefault{{{10}^{{{}}}}}$'.format(b)
85     else:
86         return r'$\mathdefault{{{}}_\times_10^{{{}}}$'.format(a,
87             b)
88
89 def title_from_template(template, unit):
90     if template["add_energy"]:
91         title = ""
92
93         radius = float(template["radius"])
94         if radius > 0:
95             title += "injection_\radius_\=_{}_pc".format(template["
96                 radius"])
97         else:
98             title += "injection_\into_\single_\cell"
99
100         if template["chemistry"] == "false":
101             title += ",_\no_\cooling"
102
103         return title
104     else:
105         return None
106
107 class PlotConfig(object):
108
109     """Options for a plot. Handles options common by the different
110     plot types"""
111
112     def __init__(self, arguments, unit):
113         """Set options from arguments and config file.
114
115         :arg unit A Pint unit instance
116         :type unit UnitRegistry
117         """
118         self.unit = unit
119
120         with open("template.cfg") as f:
121             self.template = yaml.safe_load(f)
122
123         self.stride = int(arguments["--stride"])
124         self.skip = int(arguments["--skip"])
125         self.first = int(arguments["--first"])
126         self.res = int(arguments["--resolution"])
```

```

126     if arguments["<begin>"] is not None:
127         self.begin = int(arguments["<begin>"])
128     if arguments["<end>"] is not None:
129         self.end = int(arguments["<end>"])
130     self.additional_title = title_from_template(self.template,
131         self.unit)
132     self.limit = arguments["--limit"]
133     self.global_limit = arguments["--global-limit"]
134     self.lower_limit = unit(arguments["--lower-limit"]) if
135         arguments["--lower-limit"] is not None else False
136     self.upper_limit = unit(arguments["--upper-limit"]) if
137         arguments["--upper-limit"] is not None else False
138     self.verbose = arguments["--verbose"]
139     self.dpi = DPI
140     self.projection = False
141     self.arguments = arguments
142
143     with open("plot.yaml") as f:
144         self._config_file = yaml.safe_load(f)
145
146     def _set_commons_from_config(self):
147         config = self._config_file[self.name]
148         self.plot_unit = unit[config["plot_unit"]]
149         self.plot_unit_text = config["plot_unit_text"]
150         self.base = config["input_prefix"] if not self.projection
151             else config["projection_input_prefix"]
152         self.description = config["description"]
153         self.input_unit = unit[config["input_unit"]]
154         self.plot_quantity_text = config["plot_quantity_text"]
155         self.quantity_names = config["quantity_names"]
156         self.quantity_legend_location = config["
157             quantity_legend_location"] if "
158             quantity_legend_location" in config else 0
159
160     if self.projection:
161         self.description = config["projection_description"] if
162             "projection_description" in config else self.
163             description
164         self.plot_unit = unit[
165             config["projection_plot_unit"]] if "
166             projection_plot_unit" in config else self.
167             plot_unit
168         self.plot_unit_text = config[
169             "projection_plot_unit_text"] if "
170             projection_plot_unit_text" in config else self.
171             .plot_unit_text
172         self.input_unit = unit[
173             config["projection_input_unit"]] if "
174             projection_input_unit" in config else self.
175             input_unit
176         self.plot_quantity_text = config[

```

## B Source code

```
163         "projection_plot_quantity_text"] if "  
            projection_plot_quantity_text" in config else  
            self.plot_quantity_text  
164  
165     self.log = config["log"] if "log" in config else False  
166  
167  
168 class ImagePlotConfig(PlotConfig):  
169  
170     def __init__(self, arguments, unit):  
171         super(ImagePlotConfig, self).__init__(arguments, unit)  
172  
173         self.name = arguments["<name>"]  
174         self.projection = arguments["--projection"]  
175         self.sinks = arguments["--sinks"]  
176  
177         super(ImagePlotConfig, self)._set_commons_from_config()  
178  
179  
180 class ScatterPlotConfig(PlotConfig):  
181  
182     def __init__(self, arguments, unit):  
183         super(ScatterPlotConfig, self).__init__(arguments, unit)  
184  
185         self.x_name = arguments["<x_name>"]  
186         self.y_name = arguments["<y_name>"]  
187         self.name = self.x_name  
188  
189         super(ScatterPlotConfig, self)._set_commons_from_config()  
190  
191         self._set_from_config(self._config_file[self.x_name], self  
            ._config_file[self.y_name])  
192  
193     def _set_from_config(self, x_config, y_config):  
194         self.x_plot_unit = unit[x_config["plot_unit"]]  
195         self.x_plot_unit_text = x_config["plot_unit_text"]  
196         self.x_base = x_config["input_prefix"]  
197         self.x_description = x_config["description"]  
198         self.x_input_unit = unit[x_config["input_unit"]]  
199         self.x_plot_quantity_text = x_config["plot_quantity_text"]  
200  
201         self.y_plot_unit = unit[y_config["plot_unit"]]  
202         self.y_plot_unit_text = y_config["plot_unit_text"]  
203         self.y_base = y_config["input_prefix"]  
204         self.y_description = y_config["description"]  
205         self.y_input_unit = unit[y_config["input_unit"]]  
206         self.y_plot_quantity_text = y_config["plot_quantity_text"]  
207  
208  
209 class HistogramPlotConfig(PlotConfig):  
210  
211     def __init__(self, arguments, unit):
```



```

212         super(HistogramPlotConfig, self).__init__(arguments, unit)
213
214         self.name = arguments["<name>"]
215
216         super(HistogramPlotConfig, self)._set_commons_from_config
217         ()
218
219     class QuantitiesPlotConfig(PlotConfig):
220
221         def __init__(self, arguments, unit):
222             super(QuantitiesPlotConfig, self).__init__(arguments, unit
223             )
224
225             self.name = arguments["<name>"]
226
227             super(QuantitiesPlotConfig, self)._set_commons_from_config
228             ()
229
230     def read_fortran_array_file(filename, res, skip, stride):
231         with open(filename) as f:
232             data = f.read(4 * res * res * stride + 8)
233
234             data = data[4:-4] # remove padding
235             data = data[skip::stride] # get relevant data
236             assert len(data) == res * res * 4
237
238             f = struct.unpack('f' * (res * res), data)
239             return np.asfortranarray(f).reshape((res, res))
240
241     def minimal_non_zero_in_arrays(arrays):
242         min_value = None
243         for array in arrays:
244             array = array.flatten()
245             positives = array[array > 0.0]
246
247             if len(positives) > 0:
248                 array_min = positives.min()
249                 if min_value == None:
250                     min_value = array_min
251                 else:
252                     min_value = min(min_value, array_min)
253
254         return min_value
255
256     def limits(plot_arrays, config):
257         if config.lower_limit:
258             min_value = config.lower_limit
259         else:

```

## B Source code

```
260         min_value = np.min([np.min(array.flatten()) for array in
261                               plot_arrays if array is not None])
262     if config.upper_limit:
263         max_value = config.upper_limit
264     else:
265         max_value = np.max([np.max(array.flatten()) for array in
266                               plot_arrays if array is not None])
267
268     if min_value == max_value:
269         config.log == False
270
271     if config.log and max_value > 0.0:
272         if min_value <= 0.0:
273             new_min = minimal_non_zero_in_arrays(plot_arrays)
274         else:
275             new_min = min_value
276
277     if new_min is None:
278         config.log = False
279     else:
280         lower_limit = 10 ** int(math.log10(new_min))
281         upper_limit = 10 ** (int(math.log10(max_value)) + 1)
282
283     if upper_limit == lower_limit:
284         upper_limit += 1
285
286     else:
287         lower_limit = min_value * 0.9
288         upper_limit = max_value * 1.1
289
290     if config.verbose:
291         print("Lower limit is", lower_limit)
292         print("Upper limit is", upper_limit)
293
294     return (lower_limit, upper_limit)
295
296 def main():
297     arguments = docopt(__doc__)
298
299     if arguments["scatter"]:
300         config = ScatterPlotConfig(arguments, unit)
301     elif arguments["image"]:
302         config = ImagePlotConfig(arguments, unit)
303     elif arguments["quantities"]:
304         config = QuantitiesPlotConfig(arguments, unit)
305     else:
306         config = HistogramPlotConfig(arguments, unit)
307
308     quantities = read_quantitites_file(unit)
309
```

```

310     mkdir("plots")
311
312     if arguments["quantities"]:
313         print("Plotting quantity {}".format(config.name))
314
315         if config.name in EXTRA_FIELDS:
316             plot_quantities(quantities, None, config)
317         else:
318             plot_quantities(quantities, "mean", config)
319             plot_quantities(quantities, "average", config)
320             plot_quantities(quantities, "min", config)
321             plot_quantities(quantities, "max", config)
322             plot_quantities(quantities, "sum", config)
323
324     return
325
326     input_arrays = []
327     plot_arrays = []
328
329     number_read = 0
330
331     if config.begin + len(quantities["time"]) - 1 < config.end:
332         config.end = config.begin + len(quantities["time"]) - 1
333     for n in range(config.begin, config.end + 1):
334         if config.verbose:
335             print("Reading image", n)
336         try:
337             reference_filename = 'output/{_nograd_{:0>3}}'.format(
338                 config.base, n)
339
340             input_array = (read_fortran_array_file(
341                 reference_filename, config.res, config.skip,
342                 config.stride))
343
344             input_array = input_array * (config.input_unit).to(
345                 config.plot_unit)
346
347             # first pixel has bogus values, maybe bug in arepo
348             input_array[0][0] = input_array[0][1]
349
350             plot_array = input_array.magnitude
351             plot_array = np.swapaxes(plot_array, 0, 1)
352
353             input_arrays.append(input_array)
354             plot_arrays.append(plot_array)
355
356             number_read += 1
357         except IOError:
358             if config.verbose:
359                 print("Couldn't read {}, skipping".format(n))
360         except AssertionError:
361             number_read += 1

```

## B Source code

```
359         input_arrays.append(None)
360         plot_arrays.append(None)
361
362     if all(item is None for item in input_arrays):
363         if config.verbose:
364             raise ValueError("All plots are invalid")
365         else:
366             return
367
368     lower_limit = None
369     upper_limit = None
370
371     if config.global_limit:
372         lower_limit, upper_limit = limits(plot_arrays, config)
373
374     for i in range(number_read):
375         n = config.begin + i
376
377         plot_array = plot_arrays[i]
378
379         if plot_array is None:
380             continue
381
382         if config.limit:
383             lower_limit, upper_limit = limits([plot_arrays[i]],
384                                               config)
385
386         if arguments["image"]:
387             print("Plotting image {} {}".format(config.name, n))
388             plot_image(plot_array, n, quantities, config,
389                       lower_limit, upper_limit)
389         elif arguments["hist"]:
390             print("Plotting hist {} {}".format(config.name, n))
391             plot_hist(n, quantities, config)
392         elif arguments["scatter"]:
393             print("Plotting scatter {} {}".format(config.name, n))
394             plot_scatter(n, quantities, config)
395
396
397 def plot_quantity_to_axis(ax, quantity_name, label, quantities,
398                          config, field):
399     time = quantities["time"]
400
401     if field is None:
402         data = quantities[quantity_name]
403     else:
404         data = quantities[field][quantity_name]
405
406     plot_data = []
407     for d in data:
408         plot_data.append(d.to(config.plot_unit).magnitude)
```

```

408
409     plot_time = []
410     for t in time:
411         plot_time.append(t.to(unit("megayear")).magnitude)
412
413     ax.plot(plot_time, plot_data, '-', label=label)
414     ax.set_xlim(0.0, np.max(plot_time))
415
416
417 def plot_quantities(quantities, field, config):
418     fig = mp.figure()
419     ax = fig.add_subplot(1, 1, 1)
420
421     title = "{0}".format(config.description)
422
423     if config.additional_title:
424         title += ", "
425         title += config.additional_title
426
427     if type(config.quantity_names) is str:
428         plot_quantity_names = {config.quantity_names: config.
429                                 description}
429     else:
430         plot_quantity_names = config.quantity_names
431
432     for plot_quantity_name, plot_quantity_label in
433         plot_quantity_names.iteritems():
434         plot_quantity_to_axis(ax, plot_quantity_name,
435                               plot_quantity_label, quantities, config, field)
436
437     ax.set_xlabel('Time [Myrs]')
438     ax.set_ylabel('{ } [{}]' .format(config.plot_quantity_text,
439                                     field if field is not None else "",
440                                     config.plot_unit_text)
441                 )
442
443     if config.log:
444         ax.set_yscale('log')
445     else:
446         ax.set_ylim(bottom=0)
447
448     ax.legend(loc=config.quantity_legend_location, fontsize=
449             FONTSIZE, labelspace=0.25)
450
451     fig.suptitle(title)
452     fig.tight_layout()
453     if field is not None:
454         fig.savefig('plots/{ }_{ }.png' .format(field, config.name),
455                   dpi=config.dpi)
456     else:
457         fig.savefig('plots/{ }.png' .format(config.name), dpi=config
458                   .dpi)

```

## B Source code

```
452     mp.close(fig)
453     del fig
454
455
456 def plot_image(plot_array, n, quantities, config, lower_limit,
457               upper_limit):
458     time = quantities["time"][n - config.first]
459     box_size = quantities["box_size"][n - config.first].to(unit.
460                       parsec)
461     pixel_size = box_size / config.res
462
463     x = np.arange(0.0, box_size.magnitude, pixel_size.magnitude)
464
465     fig = mp.figure()
466     ax = fig.add_subplot(1, 1, 1)
467
468     im = ax.pcolormesh(x, x, plot_array, vmax=float(upper_limit)
469                      if config.limit else None,
470                      vmin=float(lower_limit) if config.limit
471                          else None, norm=LogNorm(clip=True) if
472                          config.log else Normalize(), cmap=
473                          option_b_cm)
474
475     if config.log:
476         formatter = mpl.ticker.FuncFormatter(latex_exp_fmt)
477     else:
478         formatter = mp.ScalarFormatter()
479         formatter.set_powerlimits((4, 4))
480     cbar = fig.colorbar(im, ax=ax, format=formatter)
481     cbar.set_label(config.plot_unit_text, rotation=270, labelpad
482                  =20)
483
484     if config.sinks:
485         parser = ArepoParser()
486         data = parser.parse('output/snap_{:0>3}'.format(n))
487         sinks_pos = (data["position"].data[data.n_all[0]:] * unit(
488                       "_l")).to(unit("parsec")).magnitude
489
490         ax.plot(sinks_pos[:, 0], sinks_pos[:, 1], ".")
491
492     title = "{0}".format(config.description)
493
494     if config.additional_title:
495         title += ", "
496         title += config.additional_title
497
498     title += ", t = {0:.3} My".format(time.to(unit.megayears).
499                                     magnitude)
500
501     fig.suptitle(title)
502     ax.set_xlabel('x [pc]')
503     ax.set_ylabel('y [pc]')
504     ax.set_aspect('equal')
```

```

495     fig.tight_layout()
496     if config.sinks:
497         path_base = 'plots/{}_{:0>3}_sinks.png'
498     else:
499         path_base = 'plots/{}_{:0>3}.png'
500     fig.savefig(path_base.format(config.base, n), dpi=config.dpi)
501
502     mp.close(fig)
503     del fig
504
505
506
507 def plot_hist(n, quantities, config):
508     time = quantities["time"][n]
509
510     fig = mp.figure()
511     ax = fig.add_subplot(1, 1, 1)
512
513     parser = ArepoParser()
514     data = parser.parse('output/snap_{}'.format(n))
515
516     # we have to calculate the temperature ourselves, else take
517     the given data
518     if config.name == "temperature":
519         data_array = (temperature_of_ideal_gas(data["
520             internal_energy"].data * unit._u, unit)).to(unit.
521             kelvin)
522         plot_array = data_array.magnitude
523     else:
524         plot_array = (data[config.name].data * config.input_unit).
525         to(config.plot_unit).magnitude
526
527     mass_array = (data["particle_mass"].data * unit("_m")).to(unit
528         ("solar_mass")).magnitude
529
530     min_data = int(math.log10(np.min(plot_array))) - 1
531     max_data = int(math.log10(np.max(plot_array))) + 1
532
533     n_bins = HISTOGRAM_BINS
534
535     bins = [10 ** (min_data + (max_data - min_data) / float(n_bins
536         ) * i) for i in range(n_bins + 1)]
537     width = [bins[i + 1] - bins[i] for i in range(len(bins) - 1)]
538     # Using boolean array indexing for performance, multiplication
539     corresponds to logic 'and'
540     height = [np.sum(mass_array[(plot_array < bins[i + 1]) * (
541         plot_array >= bins[i])]) for i in range(len(bins) - 1)] /
542         np.sum(mass_array) * 100.
543
544     ax.bar(bins[:-1], height, log=True, width=width)
545     ax.set_xscale('log')
546     # ax.set_yscale('log')

```

```

538     title = "{0}".format(config.description)
539
540
541     if config.additional_title:
542         title += ", "
543         title += config.additional_title
544
545     title += "\nt={0}My".format(time.to(unit.megayears).
546         magnitude)
547
548     fig.suptitle(title)
549     ax.set_xlabel(config.plot_quantity_text + ' ' + config.
550         plot_unit_text + ' ')
551     ax.set_ylabel('Mass-weighted PDF [%] ')
552     # ax.set_aspect('equal')
553
554     fig.tight_layout()
555     fig.savefig('plots/hist_{:0>3}.png'.format(config.base, n),
556         dpi=config.dpi)
557
558     mp.close(fig)
559     del fig
560
561
562 def plot_scatter(n, quantities, config):
563     time = quantities["time"][n]
564
565     fig = mp.figure()
566     ax = fig.add_subplot(1, 1, 1)
567
568     parser = ArepoParser()
569     data = parser.parse('output/snap_{:0>3}'.format(n))
570
571     # we have to calculate the temperature ourselves, else take
572     # the given data
573     if config.x_name == "temperature":
574         x_data_array = (temperature_of_ideal_gas(data["
575             internal_energy"].data * unit._u, unit)).to(unit.
576             kelvin)
577         x_plot_array = x_data_array.magnitude
578     else:
579         x_plot_array = (data[config.x_name].data * config.
580             x_input_unit).to(config.x_plot_unit).magnitude
581
582     if config.y_name == "temperature":
583         y_data_array = (temperature_of_ideal_gas(data["
584             internal_energy"].data * unit._u, unit)).to(unit.
585             kelvin)
586         y_plot_array = y_data_array.magnitude
587     else:
588         y_plot_array = (data[config.y_name].data * config.
589             y_input_unit).to(config.y_plot_unit).magnitude

```



```

580
581     ax.plot(x_plot_array, y_plot_array, ',')
582     ax.set_yscale('log')
583     ax.set_xscale('log')
584
585     title = "{0}".format(config.description)
586
587     if config.additional_title:
588         title += ", "
589         title += config.additional_title
590
591     title += "\nt={0}My".format(time.to(unit.megayears).
592                               magnitude)
593
594     fig.suptitle(title)
595     ax.set_xlabel('{0} [{1}'].format(config.x_plot_quantity_text,
596                                   config.x_plot_unit_text))
597     ax.set_ylabel('{0} [{1}'].format(config.y_plot_quantity_text,
598                                   config.y_plot_unit_text))
599     # ax.set_aspect('equal')
600
601     fig.tight_layout()
602
603     fig.savefig('plots/scatter_{0}_{1}_{2:0>3}.png'.format(config.
604                   x_name, config.y_name, n), dpi=config.dpi)
605
606     mp.close(fig)
607     del fig
608
609 if __name__ == "__main__":
610     main()

```

## B.52 supernova/py/plot\_energy.py

Listing B.52: supernova/py/plot\_energy.py

```

1  """Plot snapshots
2
3  Usage:
4      plot_max.py [--title=<title> --max-n=<n>]
5
6  Options:
7      --title=<title>           Additional text in the title.
8      --max-n=<n>               Last snapshot used
9
10 """
11
12 import numpy as np

```

## B Source code

```
13 import matplotlib as mpl
14
15 from soapp.parser.arepo.parser import ArepoParser
16
17
18 mpl.use('Agg')
19
20 import matplotlib.pyplot as mp
21 from docopt import docopt
22 from util import *
23
24 unit = UnitRegistry()
25
26 # Units _l, _m, _e are the native units for length, mass and
   energy
27 # for the given Arepo config
28 unit.load_definitions('units.txt')
29
30 FONTSIZE = 10
31 DPI = 600
32
33
34 def plot_total_energy(times, total_internal_energy_list,
   total_mechanical_energy_list, additional_title):
35     fig = mp.figure()
36     ax = fig.add_subplot(1, 1, 1)
37     title = "Total_ energy"
38     if additional_title:
39         title += ",_"
40         title += additional_title
41     fig.suptitle(title)
42     ax.set_xlabel('Time_[years]')
43     ax.set_ylabel('Energy_[erg]')
44     ax.plot(times, total_internal_energy_list, label="Internal_
   energy")
45     ax.plot(times, total_mechanical_energy_list, label="Mechanical
   _energy")
46     ax.plot(times, total_mechanical_energy_list +
   total_internal_energy_list, label="Internal_+_mechanical_
   energy")
47     ax.legend(fontsize=FONTSIZE, labelspacing=0.25)
48     # ax.set_aspect('equal')
49     fig.tight_layout()
50     fig.savefig('plots/total_energy.png', dpi=DPI)
51     del fig
52
53
54 def plot_total_energy_percentage(times, total_energy_percentages,
   additional_title):
55     fig = mp.figure()
56     ax = fig.add_subplot(1, 1, 1)
57     title = "Total_ energy_ percentage "
```

```

58     if additional_title:
59         title += ", "
60         title += additional_title
61     fig.suptitle(title)
62     ax.set_xlabel('Time [years]')
63     ax.set_ylabel('Energy / Initial Energy [percent]')
64     ax.plot(times, total_energy_percentages)
65     # ax.set_aspect('equal')
66     fig.tight_layout()
67     fig.savefig('plots/total_energy_loss_percentage.png', dpi=DPI)
68     del fig
69
70
71 def plot_total_energy_loss_percentage(times,
72 total_energy_loss_percentages, additional_title):
73     fig = mp.figure()
74     ax = fig.add_subplot(1, 1, 1)
75     title = "Total energy loss percentage"
76     if additional_title:
77         title += ", "
78         title += additional_title
79     fig.suptitle(title)
80     ax.set_xlabel('Time [years]')
81     ax.set_ylabel('Energy loss [percent]')
82     ax.plot(times, total_energy_loss_percentages)
83     # ax.set_aspect('equal')
84     fig.tight_layout()
85     fig.savefig('plots/total_energy_percentage.png', dpi=DPI)
86     del fig
87
88 def plot_max(additional_title, max_n):
89     parser = ArepoParser()
90
91     n = 0
92
93     times = []
94     total_internal_energy_list = []
95     total_mechanical_energy_list = []
96
97     while os.path.exists('output/snap_{:0>3}'.format(n)) and (
98         max_n is None or n <= int(max_n)):
99         print "Reading snapshot", n
100
101         snapshot = parser.parse('output/snap_{:0>3}'.format(n))
102
103         times.append(snapshot.time)
104
105         n_gas = snapshot.n_all[0]
106
107         total_internal_energy = sum(snapshot["particle_mass"].data
108             [:n_gas] * snapshot["internal_energy"].data[:n_gas])

```

## B Source code

```
107         total_internal_energy_list.append(total_internal_energy)
108
109         speeds_squared = np.sum(snapshot["velocity"].data[:n_gas]
110             * snapshot["velocity"].data[:n_gas], 1)
111         total_mechanical_energy = np.sum(speeds_squared * snapshot
112             ["particle_mass"].data[:n_gas] * 0.5)
113         total_mechanical_energy_list.append(
114             total_mechanical_energy)
115
116         n += 1
117
118     times = (np.array(times) * unit._t).to(unit.years).magnitude
119     total_internal_energy_list = (np.array(
120         total_internal_energy_list) * unit._e).to(unit.erg).
121         magnitude
122     total_mechanical_energy_list = (np.array(
123         total_mechanical_energy_list) * unit._e).to(unit.erg).
124         magnitude
125
126     total_energy_list = total_internal_energy_list +
127         total_mechanical_energy_list
128     total_energy_percentages = total_energy_list /
129         total_energy_list[0] * 100.
130     total_energy_loss_percentages = 100. - total_energy_list /
131         total_energy_list[0] * 100.
132
133     plot_total_energy(times, total_internal_energy_list,
134         total_mechanical_energy_list, additional_title)
135     plot_total_energy_percentage(times, total_energy_percentages,
136         additional_title)
137     plot_total_energy_loss_percentage(times,
138         total_energy_loss_percentages, additional_title)
139
140
141 def main():
142     arguments = docopt(__doc__)
143
144     additional_title = arguments["--title"]
145     max_n = arguments["--max-n"]
146
147     mkdir("plots")
148
149     plot_max(additional_title, max_n)
150
151 if __name__ == "__main__":
152     main()
```

## B.53 supernova/py/plot\_radial.py

Listing B.53: supernova/py/plot\_radial.py

```

1  """Plot snapshots
2
3  Usage:
4      plot_radial.py <n> <name> [--title=<title>]
5
6  Options:
7      --title=<title>           Additional text in the title.
8
9  """
10
11 import numpy as np
12 import matplotlib as mpl
13
14 from soapp.parser.arepo.parser import ArepoParser
15
16
17 mpl.use('Agg')
18
19 import matplotlib.pyplot as mp
20 from docopt import docopt
21 from util import *
22
23 unit = UnitRegistry()
24
25 # Units _l, _m, _e are the native units for length, mass and
energy
26 # for the given Arepo config
27 unit.load_definitions('units.txt')
28
29 COLOR = "black"
30 MARKERSIZE = 1.5
31 DPI = 600
32
33
34 def plot_radial(n, name, additional_title):
35     parser = ArepoParser()
36     snapshot = parser.parse('output/snap_{:0>3}'.format(n))
37
38     with open("plot_radial.yaml") as f:
39         plot_config = yaml.safe_load(f)
40
41     config = plot_config[name]
42     description = config["description"]
43     input_data = config["input_data"]
44     input_unit = unit[config["input_unit"]]
45     plot_unit = unit[config["plot_unit"]]
46     plot_unit_text = config["plot_unit_text"]
47     base = config["output_prefix"]
48
49     time = snapshot.time * unit._t

```

## B Source code

```
50     center = np.array([[snapshot.box_size / 2, snapshot.box_size /
51         2, snapshot.box_size / 2], ] * len(snapshot["position"].
52         data))
53
54     distances_vectors = center - snapshot["position"].data
55     distances = np.sqrt((distances_vectors * distances_vectors).
56         sum(axis=1))
57     data = snapshot[input_data].data
58
59     sorting_indices = np.argsort(distances)
60     sorted_data = (np.array([data[i] for i in sorting_indices]) *
61         input_unit)
62     sorted_distances = (np.sort(distances) * unit._1).to(unit.
63         parsec).magnitude
64
65     if "convert_energy_to_temperature" in config:
66         sorted_data = temperature_of_ideal_gas(sorted_data, unit)
67
68     sorted_data = sorted_data.to(plot_unit).magnitude
69
70     fig = mp.figure()
71     ax = fig.add_subplot(1, 1, 1)
72
73     title = "{0}".format(description)
74     if additional_title:
75         title += ", "
76         title += additional_title
77     title += "\nt_{0}={0}y".format(time.to(unit.years).magnitude)
78
79     fig.suptitle(title)
80     ax.set_xlabel('distance from center [Parsec]')
81     ax.set_ylabel('{0} [{1}]'.format(description, plot_unit_text))
82     # ax.set_aspect('equal')
83     ax.plot(sorted_distances, sorted_data, '.', color=COLOR,
84         markersize=MARKERSIZE)
85
86     fig.tight_layout()
87
88     fig.savefig('plots/{0}_{1:0>3}.png'.format(base, n), dpi=DPI)
89     del fig
90
91 def main():
92     arguments = docopt(__doc__)
93
94     n = arguments["<n>"]
95     name = arguments["<name>"]
96     additional_title = arguments["--title"]
97
98     mkdir("plots")
99
100    plot_radial(n, name, additional_title)
```

```

96
97
98 if __name__ == "__main__":
99     main()

```

## B.54 supernova/py/plot\_sne.py

Listing B.54: supernova/py/plot\_sne.py

```

1  import math
2  import functools
3  import numpy
4  import matplotlib as mpl
5  import scipy
6  import util
7
8
9  mpl.use('Agg')
10
11 import matplotlib.pyplot as mp
12 import csv
13 from pint import UnitRegistry
14 import statsmodels as sm
15 import numpy as np
16
17 unit = UnitRegistry()
18
19 # Units _l, _m, _e are the native units for length, mass and
    energy
20 # for the given Arepo config
21 unit.load_definitions('units.txt')
22
23 DPI = 600
24
25
26 def main():
27     time_array = []
28     n_array = []
29     mass_array = []
30     radius_array = []
31     volume_array = []
32     energy_array = []
33     density_array = []
34
35     with open('output/supernovas.txt', 'r') as csvfile:
36         reader = csv.reader(csvfile, delimiter=',')
37         for row in reader:
38             if row[0][0] == '#': # ignore comments
39                 continue

```

## B Source code

```
40
41     rows_as_floats = [float(i) for i in row]
42
43     time, sne_x, sne_y, sne_z, n, mass, volume, radius,
44         energy = rows_as_floats
45
46     time_array.append(time)
47     n_array.append(n)
48     mass_array.append(mass)
49     radius_array.append(radius)
50     volume_array.append(volume)
51     energy_array.append(energy)
52     density_array.append(mass / volume)
53
54     plot_time_array = (numpy.array(time_array) * unit('native_time
55         ')).to(unit('megayears')).magnitude
56     plot_mass_array = (numpy.array(mass_array) * unit('native_mass
57         ')).to(unit('solar_mass')).magnitude
58     plot_radius_array = (numpy.array(radius_array) * unit('
59         native_length')).to(unit('parsec')).magnitude
60     plot_volume_array = (numpy.array(volume_array) * unit('
61         native_length^3')).to(unit('parsec^3')).magnitude
62     plot_energy_array = (numpy.array(energy_array) * unit('
63         native_energy')).to(unit('erg')).magnitude
64     plot_density_array = (numpy.array(density_array) * unit('
65         native_mass/native_length^3')).to(unit('u/cm^3')).
66         magnitude
67
68     plot_time_array = np.sort(plot_time_array)
69
70     thermal_energy_density_array = (numpy.array(energy_array) /
71         numpy.array(mass_array)) * unit('native_energy/native_mass
72         ')
73     plot_temperature_array = [util.temperature_of_ideal_gas(
74         thermal_energy_density, unit).to(unit("K")).magnitude for
75         thermal_energy_density in thermal_energy_density_array]
76
77     ind = numpy.argsort(plot_density_array)
78     plot_temperature_sorted_by_density = [plot_temperature_array[i
79         ] for i in ind]
80
81     time_differences = numpy.diff(plot_time_array)
82     time_mean = numpy.mean(time_differences)
83     print("Mean_time: {} kiloyears".format(time_mean))
84     print("Std_time: {} kiloyears".format(numpy.std(
85         time_differences)))
86
87     lambda_ = 1 / 0.1022
88     # lambda_ = 1 / time_mean
89     cdf_function = np.vectorize(functools.partial(exponential_cdf,
90         lambda_=lambda_))
```



```

76 plot_ecdf(time_differences, "Time␣difference␣[Myrs]", "CDF",
77           "sne_timedifference_ecdf",
78           cdf_function=cdf_function,
79           cdf_label="CDF,␣β=␣{: .4g}␣kys".format(1 / (
80               lambda_ / 1000)), ecdf_label="ECDF")
81
82 print("KS-Test:", scipy.stats.kstest(time_differences,
83                                     cdf_function))
84 print(time_differences)
85 print("Anderson-darling␣test:", scipy.stats.anderson(
86     time_differences / lambda_, "expon"))
87
88 plot(plot_time_array, plot_mass_array, "Time␣[Myrs]", "Mass␣[
89     m_{sol}]", "sne_mass")
90 plot(plot_time_array, plot_volume_array, "Time␣[Myrs]", "
91     Volume␣[pc^3]", "sne_volume")
92 plot(plot_time_array, plot_radius_array, "Time␣[Myrs]", "
93     Radius␣[pc]", "sne_radius")
94 plot(plot_time_array, plot_energy_array, "Time␣[Myrs]", "
95     Energy␣[erg]", "sne_energy")
96 plot(plot_time_array, plot_temperature_array, "Time␣[Myrs]",
97     "Temperature␣[KK]", "sne_temperature", log=True)
98 plot(plot_time_array, plot_density_array, "Time␣[Myrs]", "
99     Density␣[␣/cm^3]", "sne_density")
100 plot(numpy.sort(plot_density_array),
101     plot_temperature_sorted_by_density, "Density␣[␣/cm^3]",
102     "Temperature␣[KK]", "sne_temperature_by_density", log=
103     True)
104
105 def exponential_cdf(x, lambda_):
106     """
107     The CDF of the exponential function at x.
108     """
109     return 1 - math.exp(-lambda_ * x)
110
111 def plot_ecdf(sample, x_label, y_label, filename_prefix,
112             cdf_function=None, cdf_label=None, ecdf_label=None):
113     """
114     Plot the empirical cumulative distribution function (ECDF) for
115     the given sample.
116
117     Adapted from http://stackoverflow.com/questions/3209362/how-to-plot-empirical-cdf-in-matplotlib-in-python
118
119     :param sample: The sample used for the ECDF
120     :return:
121     """
122     fig = mp.figure()
123     ax = fig.add_subplot(1, 1, 1)

```

## B Source code

```
112
113     ecdf = sm.distributions.ECDF(sample)
114
115     x = np.sort(sample)
116     y = ecdf(x)
117
118     ax.set_xlabel(x_label)
119     ax.set_ylabel(y_label)
120
121     ax.step(x, y, label=ecdf_label)
122
123     if cdf_function is not None:
124         x_cdf = np.linspace(min(sample), max(sample), 100)
125         cdf = cdf_function(x_cdf)
126         ax.plot(x_cdf, cdf, label=cdf_label)
127
128     if cdf_label is not None or ecdf_label is not None:
129         ax.legend(loc="lower_right")
130
131     fig.tight_layout()
132
133     fig.savefig('plots/{}.png'.format(filename_prefix), dpi=DPI)
134
135     mp.close(fig)
136     del fig
137
138
139 def plot(x_data, y_data, x_label, y_label, filename_prefix, log=
False):
140     fig = mp.figure()
141     ax = fig.add_subplot(1, 1, 1)
142
143     ax.plot(x_data, y_data, '.')
144
145     if log == True:
146         ax.set_yscale('log')
147         ax.set_xscale('log')
148     else:
149         ax.set_ylim(ymin=0.0)
150
151     ax.set_xlabel(x_label)
152     ax.set_ylabel(y_label)
153
154     fig.tight_layout()
155
156     fig.savefig('plots/{}.png'.format(filename_prefix), dpi=DPI)
157
158     mp.close(fig)
159     del fig
160
161
162 if __name__ == "__main__":
```

```

163     util.mkdir("plots")
164     main()

```

## B.55 supernova/py/sim.py

Listing B.55: supernova/py/sim.py

```

1  #!/usr/bin/env python
2  """
3  Shock waves with Arepo
4
5  Usage:
6      sim.py random <n> [--systype=<systype>] [--radius=<r>|--no-
7          energy|--only-compile] [--seed=<random_seed> --dont-compile
8          --density=<density> --ambient-temperature=<temperature>]
9
10 Options:
11     <n>                Number of cells.
12     --no-energy       No energy.
13     --systype=<systype> Systype [default: Ubuntu
14         ].
15     --radius=<r>      Radius of supernova, if
16         0, only one cell is used.
17     --seed=<random_seed> The random seed of the
18         run. Defaults to the system time.
19     --dont-compile   Don't compile arepo.
20     --only-compile  Don't make ICs
21     --density=<density> Density in atomic units
22         per cubic centimeters [default: 1.0]
23     --ambient-temperature=<temperature> Ambient temperature in
24         Kelvin [default: 2523]
25 """
26
27 from __future__ import division
28 from math import pi
29 import time
30 import random
31
32 from pyaml import yaml
33 import docopt
34 from pint import UnitRegistry
35 from jelly.ics import write_icfile
36 from jelly.model import FunctionalGas, make_mesh
37 from jelly.util import Box, MonteCarloGrid3D
38 from jelly.vector import *
39 from jelly.wrapper import *
40
41 from util import internal_energy_mass_density_of_ideal_gas

```

## B Source code

```
36
37 unit = UnitRegistry()
38
39 # Units _l, _m, _e are the native units for length, mass and
    energy
40 # for the given Arepo config
41 unit.load_definitions('units.txt')
42
43
44 def gen_mesh(num_of_cells, density, energy_explosion_cell,
    energy_outer_cell, r, box_size):
45     """Generate the initial conditions."""
46     # Setup
47
48     if r != 0.0:
49         assert r > 0.0
50         assert box_size > r
51
52     assert box_size > 0.0
53
54     midpoint = Vector(box_size / 2., box_size / 2., box_size / 2.)
55
56     def in_sphere(point):
57         return abs(midpoint - point) <= r
58
59     def rho(x):
60         return density
61
62     def v(x):
63         return 0.0, 0.0, 0.0
64
65     def e(p):
66         x, y, z = (p[0], p[1], p[2])
67
68         if not in_sphere(Vector(x, y, z)):
69             return energy_outer_cell
70         else:
71             return energy_explosion_cell
72
73     # Describe the gas distribution
74     gas = FunctionalGas(
75         velocity=v,
76         density=rho,
77         internal_energy=e)
78
79     # Setup a grid to approximate the continuous gas
80
81     cells = MonteCarloGrid3D(
82         Box(Vector(0.0, 0.0, 0.0), Vector(box_size, box_size,
            box_size)),
83         num_of_cells - 1)
84
```

```

85     cells_list = list(cells)
86     cells_list.append(midpoint)
87
88     cells_in_sphere = [cell for cell in cells_list if in_sphere(
91         cell)]
89     n_in_sphere = len(cells_in_sphere)
90
91     # Combine everything into a mesh
92     return make_mesh(gas, set(cells_list)), n_in_sphere
93
94
95 def mass_in_sphere(radius, density):
96     volume = 4. / 3. * pi * radius ** 3
97     return volume * density
98
99
100 def write_ics(mesh, params, config):
101     with open(params["InitCondFile"], "w") as f:
102         write_icfile(f, mesh, boxsize=float(params["BoxSize"]))
103
104
105 def main():
106     args = docopt.dochopt(__doc__)
107
108     random_seed = args["--seed"] or str(long(time.time()))
109     random.seed(random_seed)
110
111     density = unit(args["--density"])
112     native_density = density.to(unit._m / unit._l ** 3)
113
114     mass_supernova = 40 * unit.m_sol
115     volume_supernova = mass_supernova / density
116     radius_supernova = (volume_supernova / (4 / 3. * pi)) ** (1 /
117         3.)
118
119     energy_supernova = 1e51 * unit.erg # Turbulent Structure
120         paper, sec. 2.3
121     energy_per_supernova_mass = energy_supernova / mass_supernova
122
123     print "The random seed is:"
124     print random_seed
125     print
126
127     print "Background density:"
128     print density
129     print native_density
130     print
131     print "Radius of sphere with 40 solar masses:"
132     print radius_supernova.to(unit.parsec)
133     print radius_supernova.to(unit._l)
134     print

```

## B Source code

```
134
135     print "Energy_per_supernova:"
136     print energy_supernova.to(unit.erg)
137     print energy_per_supernova_mass.to(unit._u)
138     print
139
140     params = ParameterSetup.from_file('params.txt')
141
142     box_size = float(params["BoxSize"]) * unit._l
143
144     print "Box_size"
145     print box_size
146     print box_size.to(unit.parsec)
147     print
148
149     ambient_energy_mass_density =
150         internal_energy_mass_density_of_ideal_gas(unit(args["--
151             ambient-temperature"]), unit)
152
153     if args['--radius'] is None:
154         radius = radius_supernova
155         energy_mass_density = energy_per_supernova_mass
156     elif float(args['--radius']) != 0.0:
157         radius = float(args['--radius']) * unit.parsec
158         mass = mass_in_sphere(radius, density)
159         energy_mass_density = energy_supernova / mass
160     else:
161         radius = 0.0 * unit.meter
162         mass_per_cell = density * box_size ** 3 / int(args['<n>'])
163         energy_mass_density = energy_supernova / mass_per_cell
164         print
165         print "Only_one_cell_will_receive_the_energy"
166         print "Mass_of_the_cell:"
167         print mass_per_cell
168         print mass_per_cell.to(unit._m)
169         print
170         print "Energy_of_the_cell_per_mass:"
171         print energy_mass_density
172         print energy_mass_density.to(unit._u)
173
174     print "Radius:"
175     print radius.to(unit.parsec)
176     print radius.to(unit._l)
177     print
178     print "Energy_per_mass_of_supernova_gas:"
179     print energy_mass_density.to(unit.erg / unit.kg)
180     print energy_mass_density.to(unit._u)
181     print
182     print "Energy_per_mass_of_ambient_gas:"
183     print ambient_energy_mass_density.to(unit.erg / unit.kg)
```

```

184     print ambient_energy_mass_density.to(unit._u)
185
186     if args['--no-energy']:
187         energy_mass_density = ambient_energy_mass_density
188
189     n_in_sphere = 0
190     mesh = None
191
192     if not args['--only-compile']:
193         mesh, n_in_sphere = gen_mesh(int(args['<n>']), density.to(
194             unit._m / unit._l ** 3).magnitude,
195             energy_mass_density.to(unit._u).magnitude,
196             ambient_energy_mass_density.to(unit._u).magnitude,
197             radius.to(unit._l).magnitude,
198             box_size=box_size.to(unit._l).magnitude
199         )
200         if not args['--no-energy'] and n_in_sphere == 0:
201             raise Exception("Not enough cells in supernova")
202
203     infos = dict()
204     infos['n'] = args['<n>']
205     infos['n_supernova'] = n_in_sphere
206     infos['radius'] = str(radius.to(unit.parsec))
207     infos['energy_mass_density'] = str(energy_mass_density.to(unit.erg / unit.kg))
208     infos['ambient_energy_mass_density'] = str(ambient_energy_mass_density.to(unit.erg / unit.kg))
209     infos['random_seed'] = random_seed
210     infos['density'] = str(density.to(unit.u / unit.cm ** 3))
211     infos['total_background_mass'] = str((density * box_size ** 3).to(unit.solar_mass))
212
213     with open("ics.yaml", "w") as f:
214         yaml.safe_dump(infos, f)
215
216     config = CompilerOptions.from_file('Config.sh')
217     simulation = ArepoRun(ArepoInstallation(), config, systype=
218         args['--systype'], proc_count=1)
219
220     if not args['--dont-compile']:
221         print 'compile arepo'
222         simulation.compile()
223     else:
224         print "don't compile arepo"
225
226     print "Render IC"
227
228     if mesh is not None:

```

## B Source code

```
228     write_ics(mesh, params, config)
229
230 if __name__ == '__main__':
231     main()
```

## B.56 supernova/py/util.py

Listing B.56: supernova/py/util.py

```
1 import collections
2 import os
3 from matplotlib.colors import LinearSegmentedColormap
4
5 from pint import UnitRegistry
6 from pyaml import yaml
7
8 # adapted from https://github.com/BIDS/colormap/blob/master/
9   option_b.py
10 cm_data = [[1.46159096e-03, 4.66127766e-04, 1.38655200e-02],
11            [2.26726368e-03, 1.26992553e-03, 1.85703520e-02],
12            [3.29899092e-03, 2.24934863e-03, 2.42390508e-02],
13            [4.54690615e-03, 3.39180156e-03, 3.09092475e-02],
14            [6.00552565e-03, 4.69194561e-03, 3.85578980e-02],
15            [7.67578856e-03, 6.13611626e-03, 4.68360336e-02],
16            [9.56051094e-03, 7.71344131e-03, 5.51430756e-02],
17            [1.16634769e-02, 9.41675403e-03, 6.34598080e-02],
18            [1.39950388e-02, 1.12247138e-02, 7.18616890e-02],
19            [1.65605595e-02, 1.31362262e-02, 8.02817951e-02],
20            [1.93732295e-02, 1.51325789e-02, 8.87668094e-02],
21            [2.24468865e-02, 1.71991484e-02, 9.73274383e-02],
22            [2.57927373e-02, 1.93306298e-02, 1.05929835e-01],
23            [2.94324251e-02, 2.15030771e-02, 1.14621328e-01],
24            [3.33852235e-02, 2.37024271e-02, 1.23397286e-01],
25            [3.76684211e-02, 2.59207864e-02, 1.32232108e-01],
26            [4.22525554e-02, 2.81385015e-02, 1.41140519e-01],
27            [4.69146287e-02, 3.03236129e-02, 1.50163867e-01],
28            [5.16437624e-02, 3.24736172e-02, 1.59254277e-01],
29            [5.64491009e-02, 3.45691867e-02, 1.68413539e-01],
30            [6.13397200e-02, 3.65900213e-02, 1.77642172e-01],
31            [6.63312620e-02, 3.85036268e-02, 1.86961588e-01],
32            [7.14289181e-02, 4.02939095e-02, 1.96353558e-01],
33            [7.66367560e-02, 4.19053329e-02, 2.05798788e-01],
34            [8.19620773e-02, 4.33278666e-02, 2.15289113e-01],
35            [8.74113897e-02, 4.45561662e-02, 2.24813479e-01],
36            [9.29901526e-02, 4.55829503e-02, 2.34357604e-01],
37            [9.87024972e-02, 4.64018731e-02, 2.43903700e-01],
38            [1.04550936e-01, 4.70080541e-02, 2.53430300e-01],
39            [1.10536084e-01, 4.73986708e-02, 2.62912235e-01],
40            [1.16656423e-01, 4.75735920e-02, 2.72320803e-01],
```



```

40 [1.22908126e-01, 4.75360183e-02, 2.81624170e-01],
41 [1.29284984e-01, 4.72930838e-02, 2.90788012e-01],
42 [1.35778450e-01, 4.68563678e-02, 2.99776404e-01],
43 [1.42377819e-01, 4.62422566e-02, 3.08552910e-01],
44 [1.49072957e-01, 4.54676444e-02, 3.17085139e-01],
45 [1.55849711e-01, 4.45588056e-02, 3.25338414e-01],
46 [1.62688939e-01, 4.35542881e-02, 3.33276678e-01],
47 [1.69575148e-01, 4.24893149e-02, 3.40874188e-01],
48 [1.76493202e-01, 4.14017089e-02, 3.48110606e-01],
49 [1.83428775e-01, 4.03288858e-02, 3.54971391e-01],
50 [1.90367453e-01, 3.93088888e-02, 3.61446945e-01],
51 [1.97297425e-01, 3.84001825e-02, 3.67534629e-01],
52 [2.04209298e-01, 3.76322609e-02, 3.73237557e-01],
53 [2.11095463e-01, 3.70296488e-02, 3.78563264e-01],
54 [2.17948648e-01, 3.66146049e-02, 3.83522415e-01],
55 [2.24762908e-01, 3.64049901e-02, 3.88128944e-01],
56 [2.31538148e-01, 3.64052511e-02, 3.92400150e-01],
57 [2.38272961e-01, 3.66209949e-02, 3.96353388e-01],
58 [2.44966911e-01, 3.70545017e-02, 4.00006615e-01],
59 [2.51620354e-01, 3.77052832e-02, 4.03377897e-01],
60 [2.58234265e-01, 3.85706153e-02, 4.06485031e-01],
61 [2.64809649e-01, 3.96468666e-02, 4.09345373e-01],
62 [2.71346664e-01, 4.09215821e-02, 4.11976086e-01],
63 [2.77849829e-01, 4.23528741e-02, 4.14392106e-01],
64 [2.84321318e-01, 4.39325787e-02, 4.16607861e-01],
65 [2.90763373e-01, 4.56437598e-02, 4.18636756e-01],
66 [2.97178251e-01, 4.74700293e-02, 4.20491164e-01],
67 [3.03568182e-01, 4.93958927e-02, 4.22182449e-01],
68 [3.09935342e-01, 5.14069729e-02, 4.23720999e-01],
69 [3.16281835e-01, 5.34901321e-02, 4.25116277e-01],
70 [3.22609671e-01, 5.56335178e-02, 4.26376869e-01],
71 [3.28920763e-01, 5.78265505e-02, 4.27510546e-01],
72 [3.35216916e-01, 6.00598734e-02, 4.28524320e-01],
73 [3.41499828e-01, 6.23252772e-02, 4.29424503e-01],
74 [3.47771086e-01, 6.46156100e-02, 4.30216765e-01],
75 [3.54032169e-01, 6.69246832e-02, 4.30906186e-01],
76 [3.60284449e-01, 6.92471753e-02, 4.31497309e-01],
77 [3.66529195e-01, 7.15785403e-02, 4.31994185e-01],
78 [3.72767575e-01, 7.39149211e-02, 4.32400419e-01],
79 [3.79000659e-01, 7.62530701e-02, 4.32719214e-01],
80 [3.85228383e-01, 7.85914864e-02, 4.32954973e-01],
81 [3.91452659e-01, 8.09267058e-02, 4.33108763e-01],
82 [3.97674379e-01, 8.32568129e-02, 4.33182647e-01],
83 [4.03894278e-01, 8.55803445e-02, 4.33178526e-01],
84 [4.10113015e-01, 8.78961593e-02, 4.33098056e-01],
85 [4.16331169e-01, 9.02033992e-02, 4.32942678e-01],
86 [4.22549249e-01, 9.25014543e-02, 4.32713635e-01],
87 [4.28767696e-01, 9.47899342e-02, 4.32411996e-01],
88 [4.34986885e-01, 9.70686417e-02, 4.32038673e-01],
89 [4.41207124e-01, 9.93375510e-02, 4.31594438e-01],
90 [4.47428382e-01, 1.01597079e-01, 4.31080497e-01],
91 [4.53650614e-01, 1.03847716e-01, 4.30497898e-01],

```

*B Source code*

```
92 [4.59874623e-01, 1.06089165e-01, 4.29845789e-01],
93 [4.66100494e-01, 1.08321923e-01, 4.29124507e-01],
94 [4.72328255e-01, 1.10546584e-01, 4.28334320e-01],
95 [4.78557889e-01, 1.12763831e-01, 4.27475431e-01],
96 [4.84789325e-01, 1.14974430e-01, 4.26547991e-01],
97 [4.91022448e-01, 1.17179219e-01, 4.25552106e-01],
98 [4.97257069e-01, 1.19379132e-01, 4.24487908e-01],
99 [5.03492698e-01, 1.21575414e-01, 4.23356110e-01],
100 [5.09729541e-01, 1.23768654e-01, 4.22155676e-01],
101 [5.15967304e-01, 1.25959947e-01, 4.20886594e-01],
102 [5.22205646e-01, 1.28150439e-01, 4.19548848e-01],
103 [5.28444192e-01, 1.30341324e-01, 4.18142411e-01],
104 [5.34682523e-01, 1.32533845e-01, 4.16667258e-01],
105 [5.40920186e-01, 1.34729286e-01, 4.15123366e-01],
106 [5.47156706e-01, 1.36928959e-01, 4.13510662e-01],
107 [5.53391649e-01, 1.39134147e-01, 4.11828882e-01],
108 [5.59624442e-01, 1.41346265e-01, 4.10078028e-01],
109 [5.65854477e-01, 1.43566769e-01, 4.08258132e-01],
110 [5.72081108e-01, 1.45797150e-01, 4.06369246e-01],
111 [5.78303656e-01, 1.48038934e-01, 4.04411444e-01],
112 [5.84521407e-01, 1.50293679e-01, 4.02384829e-01],
113 [5.90733615e-01, 1.52562977e-01, 4.00289528e-01],
114 [5.96939751e-01, 1.54848232e-01, 3.98124897e-01],
115 [6.03138930e-01, 1.57151161e-01, 3.95891308e-01],
116 [6.09330184e-01, 1.59473549e-01, 3.93589349e-01],
117 [6.15512627e-01, 1.61817111e-01, 3.91219295e-01],
118 [6.21685340e-01, 1.64183582e-01, 3.88781456e-01],
119 [6.27847374e-01, 1.66574724e-01, 3.86276180e-01],
120 [6.33997746e-01, 1.68992314e-01, 3.83703854e-01],
121 [6.40135447e-01, 1.71438150e-01, 3.81064906e-01],
122 [6.46259648e-01, 1.73913876e-01, 3.78358969e-01],
123 [6.52369348e-01, 1.76421271e-01, 3.75586209e-01],
124 [6.58463166e-01, 1.78962399e-01, 3.72748214e-01],
125 [6.64539964e-01, 1.81539111e-01, 3.69845599e-01],
126 [6.70598572e-01, 1.84153268e-01, 3.66879025e-01],
127 [6.76637795e-01, 1.86806728e-01, 3.63849195e-01],
128 [6.82656407e-01, 1.89501352e-01, 3.60756856e-01],
129 [6.88653158e-01, 1.92238994e-01, 3.57602797e-01],
130 [6.94626769e-01, 1.95021500e-01, 3.54387853e-01],
131 [7.00575937e-01, 1.97850703e-01, 3.51112900e-01],
132 [7.06499709e-01, 2.00728196e-01, 3.47776863e-01],
133 [7.12396345e-01, 2.03656029e-01, 3.44382594e-01],
134 [7.18264447e-01, 2.06635993e-01, 3.40931208e-01],
135 [7.24102613e-01, 2.09669834e-01, 3.37423766e-01],
136 [7.29909422e-01, 2.12759270e-01, 3.33861367e-01],
137 [7.35683432e-01, 2.15905976e-01, 3.30245147e-01],
138 [7.41423185e-01, 2.19111589e-01, 3.26576275e-01],
139 [7.47127207e-01, 2.22377697e-01, 3.22855952e-01],
140 [7.52794009e-01, 2.25705837e-01, 3.19085410e-01],
141 [7.58422090e-01, 2.29097492e-01, 3.15265910e-01],
142 [7.64009940e-01, 2.32554083e-01, 3.11398734e-01],
143 [7.69556038e-01, 2.36076967e-01, 3.07485188e-01],
```

```

144 [7.75058888e-01, 2.39667435e-01, 3.03526312e-01],
145 [7.80517023e-01, 2.43326720e-01, 2.99522665e-01],
146 [7.85928794e-01, 2.47055968e-01, 2.95476756e-01],
147 [7.91292674e-01, 2.50856232e-01, 2.91389943e-01],
148 [7.96607144e-01, 2.54728485e-01, 2.87263585e-01],
149 [8.01870689e-01, 2.58673610e-01, 2.83099033e-01],
150 [8.07081807e-01, 2.62692401e-01, 2.78897629e-01],
151 [8.12239008e-01, 2.66785558e-01, 2.74660698e-01],
152 [8.17340818e-01, 2.70953688e-01, 2.70389545e-01],
153 [8.22385784e-01, 2.75197300e-01, 2.66085445e-01],
154 [8.27372474e-01, 2.79516805e-01, 2.61749643e-01],
155 [8.32299481e-01, 2.83912516e-01, 2.57383341e-01],
156 [8.37165425e-01, 2.88384647e-01, 2.52987700e-01],
157 [8.41968959e-01, 2.92933312e-01, 2.48563825e-01],
158 [8.46708768e-01, 2.97558528e-01, 2.44112767e-01],
159 [8.51383572e-01, 3.02260213e-01, 2.39635512e-01],
160 [8.55992130e-01, 3.07038188e-01, 2.35132978e-01],
161 [8.60533241e-01, 3.11892183e-01, 2.30606009e-01],
162 [8.65005747e-01, 3.16821833e-01, 2.26055368e-01],
163 [8.69408534e-01, 3.21826685e-01, 2.21481734e-01],
164 [8.73740530e-01, 3.26906201e-01, 2.16885699e-01],
165 [8.78000715e-01, 3.32059760e-01, 2.12267762e-01],
166 [8.82188112e-01, 3.37286663e-01, 2.07628326e-01],
167 [8.86301795e-01, 3.42586137e-01, 2.02967696e-01],
168 [8.90340885e-01, 3.47957340e-01, 1.98286080e-01],
169 [8.94304553e-01, 3.53399363e-01, 1.93583583e-01],
170 [8.98192017e-01, 3.58911240e-01, 1.88860212e-01],
171 [9.02002544e-01, 3.64491949e-01, 1.84115876e-01],
172 [9.05735448e-01, 3.70140419e-01, 1.79350388e-01],
173 [9.09390090e-01, 3.75855533e-01, 1.74563472e-01],
174 [9.12965874e-01, 3.81636138e-01, 1.69754764e-01],
175 [9.16462251e-01, 3.87481044e-01, 1.64923826e-01],
176 [9.19878710e-01, 3.93389034e-01, 1.60070152e-01],
177 [9.23214783e-01, 3.99358867e-01, 1.55193185e-01],
178 [9.26470039e-01, 4.05389282e-01, 1.50292329e-01],
179 [9.29644083e-01, 4.11479007e-01, 1.45366973e-01],
180 [9.32736555e-01, 4.17626756e-01, 1.40416519e-01],
181 [9.35747126e-01, 4.23831237e-01, 1.35440416e-01],
182 [9.38675494e-01, 4.30091162e-01, 1.30438175e-01],
183 [9.41521384e-01, 4.36405243e-01, 1.25409440e-01],
184 [9.44284543e-01, 4.42772199e-01, 1.20354038e-01],
185 [9.46964741e-01, 4.49190757e-01, 1.15272059e-01],
186 [9.49561766e-01, 4.55659658e-01, 1.10163947e-01],
187 [9.52075421e-01, 4.62177656e-01, 1.05030614e-01],
188 [9.54505523e-01, 4.68743522e-01, 9.98735931e-02],
189 [9.56851903e-01, 4.75356048e-01, 9.46952268e-02],
190 [9.59114397e-01, 4.82014044e-01, 8.94989073e-02],
191 [9.61292850e-01, 4.88716345e-01, 8.42893891e-02],
192 [9.63387110e-01, 4.95461806e-01, 7.90731907e-02],
193 [9.65397031e-01, 5.02249309e-01, 7.38591143e-02],
194 [9.67322465e-01, 5.09077761e-01, 6.86589199e-02],
195 [9.69163264e-01, 5.15946092e-01, 6.34881971e-02],

```

## B Source code

```
196 [9.70919277e-01, 5.22853259e-01, 5.83674890e-02],
197 [9.72590351e-01, 5.29798246e-01, 5.33237243e-02],
198 [9.74176327e-01, 5.36780059e-01, 4.83920090e-02],
199 [9.75677038e-01, 5.43797733e-01, 4.36177922e-02],
200 [9.77092313e-01, 5.50850323e-01, 3.90500131e-02],
201 [9.78421971e-01, 5.57936911e-01, 3.49306227e-02],
202 [9.79665824e-01, 5.65056600e-01, 3.14091591e-02],
203 [9.80823673e-01, 5.72208516e-01, 2.85075931e-02],
204 [9.81895311e-01, 5.79391803e-01, 2.62497353e-02],
205 [9.82880522e-01, 5.86605627e-01, 2.46613416e-02],
206 [9.83779081e-01, 5.93849168e-01, 2.37702263e-02],
207 [9.84590755e-01, 6.01121626e-01, 2.36063833e-02],
208 [9.85315301e-01, 6.08422211e-01, 2.42021174e-02],
209 [9.85952471e-01, 6.15750147e-01, 2.55921853e-02],
210 [9.86502013e-01, 6.23104667e-01, 2.78139496e-02],
211 [9.86963670e-01, 6.30485011e-01, 3.09075459e-02],
212 [9.87337182e-01, 6.37890424e-01, 3.49160639e-02],
213 [9.87622296e-01, 6.45320152e-01, 3.98857472e-02],
214 [9.87818759e-01, 6.52773439e-01, 4.55808037e-02],
215 [9.87926330e-01, 6.60249526e-01, 5.17503867e-02],
216 [9.87944783e-01, 6.67747641e-01, 5.83286889e-02],
217 [9.87873910e-01, 6.75267000e-01, 6.52570167e-02],
218 [9.87713535e-01, 6.82806802e-01, 7.24892330e-02],
219 [9.87463516e-01, 6.90366218e-01, 7.99897176e-02],
220 [9.87123759e-01, 6.97944391e-01, 8.77314215e-02],
221 [9.86694229e-01, 7.05540424e-01, 9.56941797e-02],
222 [9.86174970e-01, 7.13153375e-01, 1.03863324e-01],
223 [9.85565739e-01, 7.20782460e-01, 1.12228756e-01],
224 [9.84865203e-01, 7.28427497e-01, 1.20784651e-01],
225 [9.84075129e-01, 7.36086521e-01, 1.29526579e-01],
226 [9.83195992e-01, 7.43758326e-01, 1.38453063e-01],
227 [9.82228463e-01, 7.51441596e-01, 1.47564573e-01],
228 [9.81173457e-01, 7.59134892e-01, 1.56863224e-01],
229 [9.80032178e-01, 7.66836624e-01, 1.66352544e-01],
230 [9.78806183e-01, 7.74545028e-01, 1.76037298e-01],
231 [9.77497453e-01, 7.82258138e-01, 1.85923357e-01],
232 [9.76108474e-01, 7.89973753e-01, 1.96017589e-01],
233 [9.74637842e-01, 7.97691563e-01, 2.06331925e-01],
234 [9.73087939e-01, 8.05409333e-01, 2.16876839e-01],
235 [9.71467822e-01, 8.13121725e-01, 2.27658046e-01],
236 [9.69783146e-01, 8.20825143e-01, 2.38685942e-01],
237 [9.68040817e-01, 8.28515491e-01, 2.49971582e-01],
238 [9.66242589e-01, 8.36190976e-01, 2.61533898e-01],
239 [9.64393924e-01, 8.43848069e-01, 2.73391112e-01],
240 [9.62516656e-01, 8.51476340e-01, 2.85545675e-01],
241 [9.60625545e-01, 8.59068716e-01, 2.98010219e-01],
242 [9.58720088e-01, 8.66624355e-01, 3.10820466e-01],
243 [9.56834075e-01, 8.74128569e-01, 3.23973947e-01],
244 [9.54997177e-01, 8.81568926e-01, 3.37475479e-01],
245 [9.53215092e-01, 8.88942277e-01, 3.51368713e-01],
246 [9.51546225e-01, 8.96225909e-01, 3.65627005e-01],
247 [9.50018481e-01, 9.03409063e-01, 3.80271225e-01],
```

```

248         [9.48683391e-01, 9.10472964e-01, 3.95289169e-01],
249         [9.47594362e-01, 9.17399053e-01, 4.10665194e-01],
250         [9.46809163e-01, 9.24168246e-01, 4.26373236e-01],
251         [9.46391536e-01, 9.30760752e-01, 4.42367495e-01],
252         [9.46402951e-01, 9.37158971e-01, 4.58591507e-01],
253         [9.46902568e-01, 9.43347775e-01, 4.74969778e-01],
254         [9.47936825e-01, 9.49317522e-01, 4.91426053e-01],
255         [9.49544830e-01, 9.55062900e-01, 5.07859649e-01],
256         [9.51740304e-01, 9.60586693e-01, 5.24203026e-01],
257         [9.54529281e-01, 9.65895868e-01, 5.40360752e-01],
258         [9.57896053e-01, 9.71003330e-01, 5.56275090e-01],
259         [9.61812020e-01, 9.75924241e-01, 5.71925382e-01],
260         [9.66248822e-01, 9.80678193e-01, 5.87205773e-01],
261         [9.71161622e-01, 9.85282161e-01, 6.02154330e-01],
262         [9.76510983e-01, 9.89753437e-01, 6.16760413e-01],
263         [9.82257307e-01, 9.94108844e-01, 6.31017009e-01],
264         [9.88362068e-01, 9.98364143e-01, 6.44924005e-01]]
265
266 option_b_cm = LinearSegmentedColormap.from_list(__file__, cm_data)
267
268
269 def mkdir(path):
270     """Creates a directory at path, but doesn't fail if already
271         one exists"""
272     try:
273         os.mkdir(path)
274     except OSError as e:
275         if not os.path.isdir(path):
276             raise (IOError(path + " exists and is not a directory"
277 ))
278
279
280 def temperature_of_ideal_gas(u, unit):
281     """
282     Converts an internal energy mass density to the corresponding
283     temperature of a mono atomic ideal gas.
284
285     >>> unit = UnitRegistry()
286     >>> temperature_of_ideal_gas(3.146622525e+14 * unit.erg / unit
287         .kg, unit).to(unit.K)
288     <Quantity(2523.0, 'kelvin')>
289
290     """
291     c_V = 3 / 2. # mono-atomic
292     R = 8.3145 * unit.J / (unit.K * unit.mol)
293     molar_HI = 1.0 * unit.g / unit.mol
294     return molar_HI / (R * c_V) * u
295
296
297 def internal_energy_mass_density_of_ideal_gas(T, unit):
298     """

```

## B Source code

```
295     Converts a temperature to the corresponding internal energy  
296     mass density.  
297     >>> unit = UnitRegistry()  
298     >>> internal_energy_mass_density_of_ideal_gas(2523 * unit.K,  
299           unit).to(unit.erg / unit.kg)  
300     <Quantity(3.146622525e+14, 'erg / kilogram')>  
301     """  
302     c_V = 3 / 2. # mono-atomic  
303     R = 8.3145 * unit.J / (unit.K * unit.mol)  
304     molar_HI = 1.0 * unit.g / unit.mol  
305     return c_V / molar_HI * R * T  
306  
307 def supernova_rate_from_kennicut_smidt(density, box_size, unit):  
308     """  
309     The approximated supernova rate from the Kennicutt-Smidt  
310     relation  
311     >>> unit = UnitRegistry()  
312     >>> unit.load_definitions('units.txt')  
313  
314     >>> supernova_rate_from_kennicut_smidt(unit.u/unit.cm**3, 256  
315           * unit.pc, unit).to(1 / unit.megayear)  
316     <Quantity(2.14530163588, '1 / megayear')>  
317  
318     >>> supernova_rate_from_kennicut_smidt(10 * unit.u/unit.cm  
319           **3, 256 * unit.pc, unit).to(1 / unit.megayear)  
320     <Quantity(53.8875407066, '1 / megayear')>  
321  
322     >>> supernova_rate_from_kennicut_smidt(unit.u/unit.cm**3, 400  
323           * unit.pc, unit).to(1 / unit.megayear)  
324     <Quantity(9.78309908998, '1 / megayear')>  
325  
326     :param density: Average density  
327     :param box_size: Box size  
328     :param unit: A pint UnitRegistry instance  
329     :return: supernova rate  
330     """  
331  
332     sigma_gas = density * box_size  
333     sigma_SFR = 2.5 * 1e-10 * (sigma_gas * unit('parsec**2/□  
334           solar_mass')) ** 1.4 * unit('solar_mass/□(year*□parsec  
335           **2)')  
336     SNR = sigma_SFR * box_size ** 2 / unit('100□solar_mass')  
337     return SNR.to("1□/□megayear")
```

```

338
339 def apply_units_on_dict(in_dict, unit):
340     """
341     Recursively converts unit strings in the given dict to Pint
342     units.
343
344     TODO: also convert nested iterables.
345
346     :param in_dict: dictionary to convert
347     :param unit: a pint UnitRegistry instance
348     :return: converted dictionary
349     """
350     out_dict = {}
351     for key, value in in_dict.iteritems():
352         if isinstance(value, dict):
353             out_dict[key] = apply_units_on_dict(value, unit)
354         elif isinstance(value, basestring):
355             out_dict[key] = unit(value)
356         elif isinstance(value, collections.Iterable):
357             new_list = []
358             for item in value:
359                 if isinstance(item, basestring):
360                     new_list.append(unit(item))
361                 else:
362                     new_list.append(item)
363             out_dict[key] = new_list
364         else:
365             out_dict[key] = value
366     return out_dict
367
368 def read_quantitites_file(unit):
369     with open("quantities.yaml") as f:
370         quantities = yaml.safe_load(f)
371
372     return apply_units_on_dict(quantities, unit)

```

## B.57 supernova/templates/Config.sh

Listing B.57: supernova/templates/Config.sh

```

1 PERIODIC
2 USE_ENTROPY_FOR_COLD_FLOWS
3 ENTROPY_MACH_THRESHOLD=1.1
4 IMPOSE_PINNING
5 VORONOI
6 RUNGE_KUTTA
7 GRADIENTS_LEAST_SQUARE_FIT
8 REGULARIZE_MESH_CM_DRIFT

```

## B Source code

```
9  REGULARIZE_MESH_CM_DRIFT_USE_SOUNDSPEED
10 REGULARIZE_MESH_FACE_ANGLE
11 TREE_BASED_TIMESTEPS      # non-local timestep criterion (take '
    signal speed' into account)
12 VORONOI_IMAGES_FOREACHSNAPSHOT
13 VORONOI_NEW_IMAGE
14 VORONOI_PROJ_TEMP          #project T instead of u
15 VORONOI_NOGRADS           # add an additional set of
    images where density gradients are not taken into account
16 {% if refinement_enabled|lower=="true" %}
17 REFINEMENT_SPLIT_CELLS
18 REFINEMENT_MERGE_CELLS
19 {% else %}
20 {% endif %}
21 MESHRELAX_DENSITY_IN_INPUT
22 {% if self_gravity|lower=="true" %}
23 SELFGRAVITY                # switch on for self-gravity
24 {% else %}
25 {% endif %}
26
    # but this routine only works
    well for homogeneously
    sampled boxes. It can also
    be used with threads, in
    this case both OPENMP
    NUM_THREADS should be set
27 CHUNKING                  # will calculated the gravity force in
    interleaved blocks. This can reduce imbalances in case
    multiple iterations due to insufficient buffer size need to be
    done
28 DOUBLEPRECISION=1
29 DOUBLEPRECISION_FFTW
30 VORONOI_DYNAMIC_UPDATE    # keeps track of mesh connectivity
    , which speeds up mesh construction
31 NO_FANCY_MPI_CONSTRUCTS
32 NO_MPI_IN_PLACE
33 NO_ISEND_IRecv_IN_DOMAIN
34 FIX_PATHSCALE_MPI_STATUS_IGNORE_BUG
35 ENLARGE_DYNAMIC_RANGE_IN_TIME # This extends the dynamic range
    of the integer timeline from 32 to 64 bit
36 HOST_MEMORY_REPORTING     # reports after start-up the
    available system memory by analyzing /proc/meminfo
37 SINKS                      #master switch
38 {% if chemistry|lower=="true" %}
39 SGCHEM
40 CHEMISTRYNETWORK=5
41 CHEM_IMAGE
42 TREE_RAD
43 TREE_RAD_H2
44 TREE_RAD_CO
45 NSIDE=2
46 {% endif %}
47 {% if feedback|lower=="true" %}
```



```

48 SNE_FEEDBACK
49 {% endif %}

```

## B.58 supernova/templates/clean.sh

Listing B.58: supernova/templates/clean.sh

```

1 #!/bin/sh
2
3 rm .arepo output *.log *.png -rfv

```

## B.59 supernova/templates/jellyrc

Listing B.59: supernova/templates/jellyrc

```

1 [jelly]
2
3 arepo-path = {{ arepo_path }}

```

## B.60 supernova/templates/movies.sh

Listing B.60: supernova/templates/movies.sh

```

1 #!/bin/sh
2
3 FRAMERATE=10
4 CRF=20
5
6 for i in temp_proj density_proj temp_slice density_slice {% if
  chemistry|lower == "true" %}xH2_proj xCO_proj tdust_proj
  xH2_slice xCO_slice tdust_slice{% endif %}
  scatter_density_temperature; do
7   ffmpeg -y -r ${FRAMERATE} -f image2 -i plots/${i}_%03d.png -
     crf ${CRF} -c:v libx264 -r ${FRAMERATE} -pix_fmt yuv420p
     plots/${i}_{{radius}}.mp4
8 done
9
10 for i in temp_proj density_proj; do
11   ffmpeg -y -r ${FRAMERATE} -f image2 -i plots/${i}_%03d_sinks.
     png -crf ${CRF} -c:v libx264 -r ${FRAMERATE} -pix_fmt
     yuv420p plots/${i}_{{radius}}_sinks.mp4

```

## B.61 supernova/templates/params.txt

Listing B.61: supernova/templates/params.txt

```

1  InitCondFile      ./test.dat
2  OutputDir         ./output
3  SnapshotFileBase snap
4  TimeLimitCPU      {{ timelimit_in_hours * 3600 }}
5  ResubmitOn        0
6  ResubmitCommand   xyz
7  MaxMemSize        {{ mem_arepo }}
8  ICFormat          1
9  SnapFormat        1
10 ComovingIntegrationOn 0
11 NumFilesPerSnapshot 1
12 NumFilesWrittenInParallel 1
13 CoolingOn         0
14 StarformationOn   0
15 TimeBegin          0.0
16 TimeMax            {{ time_max|unit_convert("native_time")|
    magnitude }}
17 Omega0             0.0   % total matter density
18 OmegaLambda        0.0
19 OmegaBaryon        0.0
20 HubbleParam        0.0   ; only needed for cooling
21 BoxSize            {{ box_size|unit_convert("native_length")|
    magnitude }}
22 PeriodicBoundariesOn 1
23 MinGasHsmlFractional 0.0 % minimum gas smoothing in terms of
    the gravitational softening length
24 GasSoftFactor      0.001
25 SofteningComovingType0 0.05
26 SofteningComovingType1 0.0
27 SofteningComovingType2 0.0
28 SofteningComovingType3 0.0
29 SofteningComovingType4 0.0
30 SofteningComovingType5 0.05
31 SofteningMaxPhysType0 0.05
32 SofteningMaxPhysType1 0.0
33 SofteningMaxPhysType2 0.0
34 SofteningMaxPhysType3 0.0
35 SofteningMaxPhysType4 0.0
36 SofteningMaxPhysType5 0.05
37 OutputListOn       0
38 OutputListFilename outputs.txt
39 TimeBetSnapshot     {{ snapshot_interval|unit_convert("
    native_time")|magnitude }}

```

```

40 TimeOfFirstSnapshot      0.0
41 CpuTimeBetRestartFile  1800.0 % every 30 mins
42 TimeBetStatistics       {{ snapshot_interval|unit_convert("
    native_time")|magnitude }}
43 MaxRMSDisplacementFac  0.25
44 TypeOfTimestepCriterion 0
45 ErrTolIntAccuracy       0.05
46 MaxSizeTimestep        0.05
47 MinSizeTimestep         1e-6
48 ErrTolTheta            0.4
49 TypeOfOpeningCriterion  1
50 ErrTolForceAcc         0.005
51 DesNumNgb              33
52 MaxNumNgbDeviation     0
53 InitGasTemp             40.0 % initial gas temperature in K, only
    used if not given in IC file
54 MinGasTemp             3.0
55 CourantFac              0.15
56 BufferSize              400
57 BufferSizeGravity       200
58 MultipleDomains        16
59 TopNodeFactor          4
60 ActivePartFracForNewDomainDecomp 0.1
61 UnitLength_in_cm       {{ "native_length"|unit_convert("cm")|
    magnitude }}
62 UnitMass_in_g          {{ "native_mass"|unit_convert("gram")|
    magnitude }}
63 UnitVelocity_in_cm_per_s {{ "native_velocity"|unit_convert("cm/s")
    |magnitude }}
64 GravityConstantInternal 0
65 LimitUBelowThisDensity 0
66 LimitUBelowCertainDensityToThisValue 0
67 MinimumDensityOnStartup 1.0e-10
68 MinEgySpec            0
69 CellMaxAngleFactor    2.0
70 CellShapingSpeed      0.5
71 {% if refinement_enabled|lower == "true" %}
72 ReferenceGasPartMass   {{ refinement_reference_gas_part_mass
    }}
73 TargetGasMassFactor    1.0 % gas mass below which
    REFINEMENT_HIGH_RES_GAS is applied
74 RefinementCriterion    1
75 DerefinementCriterion  1
76 {% endif %}
77 PicXpixels            500
78 PicYpixels            500
79 PicXaxis              0
80 PicYaxis              1
81 PicZaxis              2
82 PicXmin               0
83 PicYmin               0
84 PicZmin               0

```

## B Source code

```
85 PicXmax      {{ box_size|unit_convert("native_length")|
    magnitude }}
86 PicYmax      {{ box_size|unit_convert("native_length")|
    magnitude }}
87 PicZmax      {{ box_size|unit_convert("native_length")|
    magnitude }}
88 PicZval      {{ box_size|unit_convert("native_length")|
    magnitude / 2 }}
89 NHThresh      2.e+8
90 AccRad        0.30
91 {% if chemistry|lower == "true" %}
92 SGChemInitH2Abund  {{ initial_H2 }}
93 SGChemInitHPAbund  {{ initial_HP }}
94 SGChemInitCPAbund  1.4e-4
95 SGChemInitCOAbund  {{ initial_CO }}
96 SGChemInitCHxAbund  0.
97 SGChemInitOHxAbund  0.
98 SGChemInitHCOPAbund  0.
99 SGChemInitHePAbund  0.
100 SGChemInitMPAbund  0.
101 CarbAbund      1.4e-4
102 OxyAbund       3.2e-4
103 MAbund         1.0e-7
104 InitDustTemp   2
105 {% if optical_thin_chemistry|lower == "true" %}
106 UVFieldStrength 0.0      % UV field strength in units of Habing
    field
107 CosmicRayIonRate 0.0
108 {% else %}
109 UVFieldStrength 1.7      % UV field strength in units of Habing
    field
110 CosmicRayIonRate 3e-17
111 {% endif %}
112 DustToGasRatio  1.0      %dust to gas ratio in units of local (i.e
    . Z = Z_sun) value
113 InitRedshift    0.0
114 ExternalDustExtinction 0.0 %Visual magnitudes of dust
    extinction contributed by gas outside of simulation volume:
115 H2FormEx        0.84
116 H2FormKin       0.12
117 {% if optical_thin_chemistry|lower == "true" %}
118 PhotoApprox     0          % 0==optically thin, 6==Treecol
119 {% else %}
120 PhotoApprox     6          % 0==optically thin, 6==Treecol
121 {% endif %}
122 ISRFOption      1          % 1 == Mathis et al (1983), 2 ==
    Black (1994)
123 {% endif %}
124                                     % hydrogen number density in cm(-3)
125 {% if feedback|lower == "true" %}
126 {% if supernova_test|lower == "true" %}
```

```

127 SNERunOnlyOnce 1      % 1 = Only do one SNe explosion, 0 = Do SNe
      with given rate
128 {% else %}
129 SNERunOnlyOnce 0      % 1 = Only do one SNe explosion, 0 = Do SNe
      with given rate
130 {% endif %}
131 SNETargetMass 1.6 % Mass a supernova should have, in internal
      units
132 SNEPeriodInYears {{ supernova_period_in_years|unit_convert("years"
      )|magnitude }} % Mean time between supernovas
133 SNESeed 42
134 SNEMinimalParticleNumber 6
135 {% endif %}

```

## B.62 supernova/templates/plot\_radial.yaml

Listing B.62: supernova/templates/plot\_radial.yaml

```

1 ---
2 density:
3   description: "Density"
4   input_data: "density"
5   input_unit: "_m/_l**3"
6   plot_unit: "u/_cm**3"
7   plot_unit_text: "u/_cm**3"
8   output_prefix: "radial_density"
9 temperature:
10  description: "Temperature"
11  input_data: "internal_energy"
12  input_unit: "_u"
13  plot_unit: "K"
14  plot_unit_text: "Kelvin"
15  convert_energy_to_temperature: "yes"
16  output_prefix: "radial_temperature"
17 extra1:
18  description: "Extra_1"
19  input_data: "extra_1"
20  input_unit: "meter"
21  plot_unit: "meter"
22  plot_unit_text: "none"
23  output_prefix: "radial_extra1"
24 extra2:
25  description: "Extra_2"
26  input_data: "extra_2"
27  input_unit: "meter"
28  plot_unit: "meter"
29  plot_unit_text: "none"
30  output_prefix: "radial_extra2"
31 extra3:

```

## B Source code

```
32 description: "Extra_3"
33 input_data: "extra_3"
34 input_unit: "meter"
35 plot_unit: "meter"
36 plot_unit_text: "none"
37 output_prefix: "radial_extra3"
38 extra4:
39 description: "Extra_4"
40 input_data: "extra_4"
41 input_unit: "meter"
42 plot_unit: "meter"
43 plot_unit_text: "none"
44 output_prefix: "radial_extra4"
45 extra5:
46 description: "Extra_5"
47 input_data: "extra_5"
48 input_unit: "meter"
49 plot_unit: "meter"
50 plot_unit_text: "none"
51 output_prefix: "radial_extra5"
```

## B.63 supernova/templates/plots.sh

Listing B.63: supernova/templates/plots.sh

```
1 #!/bin/sh
2
3 PLOT_PY="python../py/plot.py"
4 PLOT_RADIAL_PY="python../py/plot_radial.py"
5 PLOT_SNE_PY="python../py/plot_sne.py"
6 PLOT_ENERGY_PY="python../py/plot_energy.py"
7 PLOT_MAX_PY="python../py/plot_max.py"
8
9 {% if chemistry|lower == "true" %}
10 TITLE="injection_radius={{radius}}pc"
11 {% else %}
12 TITLE="injection_radius={{radius}}pc,{{no_chemistry}}"
13 {% endif %}
14
15 rm plots -rf
16
17 ${PLOT_PY} scatter 0 1000 density temperature --resolution 500 --
    limit &
18 ${PLOT_PY} image 0 1000 density --resolution 500 --limit &
19 ${PLOT_PY} image 0 1000 temperature --resolution 500 --limit &
20 ${PLOT_PY} image 0 1000 density --resolution 500 --limit --
    projection &
21 ${PLOT_PY} image 0 1000 temperature --resolution 500 --limit --
    projection &
```

```

22  ${PLOT_PY} image 0 1000 density --resolution 500 --limit --
    projection --sinks &
23  ${PLOT_PY} image 0 1000 temperature --resolution 500 --limit --
    projection --sinks &
24  ${PLOT_PY} hist 0 1000 density --resolution 500 --limit &
25  ${PLOT_PY} hist 0 1000 temperature --resolution 500 --limit &
26  wait
27  {% if chemistry|lower == "true" %}
28  ${PLOT_PY} image 0 1000 h2 --resolution 500 --limit &
29  ${PLOT_PY} image 0 1000 co --resolution 500 --limit &
30  ${PLOT_PY} image 0 1000 tdust --resolution 500 --limit &
31  ${PLOT_PY} image 0 1000 h2 --resolution 500 --limit --projection
    &
32  ${PLOT_PY} image 0 1000 co --resolution 500 --limit --projection &
33  ${PLOT_PY} image 0 1000 tdust --resolution 500 --limit --
    projection &
34  ${PLOT_PY} quantities h2 --resolution 500 &
35  ${PLOT_PY} quantities hp --resolution 500 &
36  ${PLOT_PY} quantities co --resolution 500 &
37  ${PLOT_PY} quantities tdust --resolution 500 &
38  wait
39  {% endif %}
40
41  ${PLOT_PY} quantities velocity_dispersion --resolution 500 &
42  ${PLOT_PY} quantities mass_weighted_velocity_dispersion --
    resolution 500 &
43  ${PLOT_PY} quantities mass_weighted_velocity_dispersion_hatom --
    resolution 500 &
44  ${PLOT_PY} quantities mass_weighted_velocity_dispersion_h2 --
    resolution 500 &
45  ${PLOT_PY} quantities mass_weighted_velocity_dispersion_hplus --
    resolution 500 &
46  ${PLOT_PY} quantities mass_weighted_velocity_dispersion_co --
    resolution 500 &
47  ${PLOT_PY} quantities mass_weighted_velocity_dispersion_species --
    resolution 500 &
48  ${PLOT_PY} quantities volume_weighted_velocity_dispersion --
    resolution 500 &
49  ${PLOT_PY} quantities mass_fraction_below_1u --resolution 500 &
50  ${PLOT_PY} quantities mass_fraction_below_10u --resolution 500 &
51  ${PLOT_PY} quantities mass_fraction_below_100u --resolution 500 &
52  ${PLOT_PY} quantities mass_fraction_above_100u --resolution 500 &
53  ${PLOT_PY} quantities mass_fractions --resolution 500 &
54  wait
55  ${PLOT_PY} quantities mass_in_h2 --resolution 500 &
56  ${PLOT_PY} quantities mass_in_hp --resolution 500 &
57  ${PLOT_PY} quantities mass_in_hatom --resolution 500 &
58  ${PLOT_PY} quantities mass_in_co --resolution 500 &
59  ${PLOT_PY} quantities mass_fraction_in_h2 --resolution 500 &
60  ${PLOT_PY} quantities mass_fraction_in_hp --resolution 500 &
61  ${PLOT_PY} quantities mass_fraction_in_hatom --resolution 500 &
62  ${PLOT_PY} quantities mass_fraction_in_co --resolution 500 &

```

## B Source code

```
63 ${PLOT_PY} quantities mass_fractions_abundances --resolution 500 &
64 ${PLOT_PY} quantities density --resolution 500 &
65 ${PLOT_PY} quantities temperature --resolution 500 &
66 ${PLOT_PY} quantities volume --resolution 500 &
67 wait
68
69 for i in $(seq 0 1000); do
70
71     j='printf "%03i" "$i"' # padded version
72
73     if [ -e "output/snap_$j" ]
74     then
75
76         echo ${i}
77         ${PLOT_RADIAL_PY} $i density &
78         ${PLOT_RADIAL_PY} $i temperature &
79 {% if chemistry|lower == "true" %}
80         ${PLOT_RADIAL_PY} $i extra1 &
81         ${PLOT_RADIAL_PY} $i extra2 &
82         ${PLOT_RADIAL_PY} $i extra3 &
83 {% endif %}
84         wait
85     fi
86 done
87
88 ${PLOT_MAX_PY} &
89 ${PLOT_ENERGY_PY} &
90 ${PLOT_SNE_PY} &
91 wait
```

## B.64 supernova/templates/postprocess.sh

Listing B.64: supernova/templates/postprocess.sh

```
1 #!/bin/sh
2
3 python ../py/cache_quantities.py
4 sh plots.sh
5 sh movies.sh
```

## B.65 supernova/templates/prepare.sh

Listing B.65: supernova/templates/prepare.sh



```

1 #!/bin/sh
2
3 python ../py/sim.py random {{ n }} \
4     --ambient-temperature="{{_ambient_temperature_}}" \
5     --density="{{_density_}}" \
6     --systype={{ machine }} \
7     --seed=42 \
8 {%- if add_energy|lower=="false" %}
9     --no-energy
10 {%else%}
11     --radius={{ radius }}
12 {%endif%}
13
14 echo "ldd_ arepo/Arepo"
15 ldd .arepo/Arepo

```

## B.66 supernova/templates/print\_env.sh

Listing B.66: supernova/templates/print\_env.sh

```

1 #!/bin/sh
2
3 echo "export_ environment"
4 export
5
6 echo
7 echo "Paths:"
8 which icc
9 which gcc
10 which python
11 which pip
12
13 echo
14 echo "Versions:"
15 gcc --version
16 icc --version
17
18 python --version
19 pip --version
20 pip --freeze
21
22 echo "ulimit_v_(address_space_kbytes)"
23 ulimit -v
24
25 echo "ulimit_s_(stack_size_kbytes)"
26 ulimit -s
27
28 free -m

```

## B.67 supernova/templates/redo\_slices.sh

Listing B.67: supernova/templates/redo\_slices.sh

```
1  #!/bin/sh
2
3  for i in $(seq 0 1000); do
4
5      j='printf "%03i" "$i"' # padded version
6
7      if [ -e "output/snap_$(j)" ]
8      then
9          .arepo/Arepo params.txt 4 $(j) 500 500 0 1 2 0.0 {{ box_size|
              unit_convert("native_length")|magnitude }} 0.0 {{ box_size
              |unit_convert("native_length")|magnitude }} {{ box_size|
              unit_convert("native_length")|magnitude / 2 }}
10     fi
11 done
```

## B.68 supernova/templates/run\_clean.sh

Listing B.68: supernova/templates/run\_clean.sh

```
1  #!/bin/sh
2
3  sh clean.sh && sh prepare.sh && mpirun -np 8 ./arepo/Arepo params
    .txt | tee arepo.log
```

## B.69 supernova/templates/run\_mpi.sh

Listing B.69: supernova/templates/run\_mpi.sh

```
1  #!/bin/bash -x
2  {% if machine == "Milkyway" %}
3  #MSUB -M milkyway@andre-bubel.de
4  #MSUB -m abe
5  #MSUB -N {{ job_name }}{% if chemistry/lower == "true" %}
        _chemistry{% endif %}{{ job_name_suffix }}
6  #MSUB -j oe
7  #MSUB -l nodes={{ nodes }}:ppn={{ processors }}
8  #MSUB -l walltime={{ timelimit_in_hours }}:00:00
9  #MSUB -l mem={{ mem * ncpus }}MB
10 {% endif %}
```

```

11
12 NSLOTS={{ ncpus }}
13 MPIRUN={{ mpi_command }}
14
15 W={{ path }}
16 cd $W
17
18 DATE='date +%Y%m%d-%H%M'
19
20 sh print_env.sh | tee env-$(DATE).log
21
22 $MPIRUN -np ${NSLOTS} ../arepo/Arepo params.txt 2>&1 | tee arepo-
    $(DATE).log

```

## B.70 supernova/templates/run\_mpi\_plots.sh

Listing B.70: supernova/templates/run\_mpi\_plots.sh

```

1 #!/bin/bash -x
2 {% if machine == "Milkyway" %}
3 #MSUB -M milkyway@andre-bubel.de
4 #MSUB -m abe
5 #MSUB -N plots_{{ job_name }}{% if chemistry/lower == "true" %}
    _chemistry{% endif %}{{ job_name_suffix }}
6 #MSUB -j oe
7 #MSUB -l nodes=1:ppn=3
8 #MSUB -l walltime=03:00:00
9 {% endif %}
10
11 source {{ env }}/bin/activate
12
13 W={{ path }}
14 cd $W
15
16 DATE='date +%Y%m%d-%H%M'
17
18 sh postprocess.sh 2>&1 | tee -a plots-$(DATE).log

```

## B.71 supernova/templates/run\_mpi\_restart.sh

Listing B.71: supernova/templates/run\_mpi\_restart.sh

```

1 #!/bin/bash -x
2 {% if machine == "Milkyway" %}

```

## B Source code

```
3 #MSUB -M milkyway@andre-bubel.de
4 #MSUB -m abe
5 #MSUB -N {{ job_name }}{% if chemistry/lower == "true" %}
   _chemistry{% endif %}{{ job_name_suffix }}
6 #MSUB -j oe
7 #MSUB -l nodes={{ nodes }}:ppn={{ processors }}
8 #MSUB -l walltime={{ timelimit_in_hours }}:00:00
9 #MSUB -l mem={{ mem * ncpus }}MB
10 {% endif %}
11
12 NSLOTS={{ ncpus }}
13 MPIRUN={{ mpi_command }}
14
15 W={{ path }}
16 cd $W
17
18 DATE='date +%Y%m%d-%H%M'
19
20 sh print_env.sh | tee env-$(DATE).log
21
22 $MPIRUN -np ${NSLOTS} ./arepo/arepo params.txt 1 2>&1 | tee
   arepo-$(DATE).log
```

## B.72 supernova/templates/units.txt

Listing B.72: supernova/templates/units.txt

```
1 # arepo
2 parsec = 3.085678e16 * meter = pc
3 astronomical_unit = 1.49598e11 * meter = au
4 solar_mass = 1.989e30 * kilogram = m_sol
5
6 km_per_sec = kilometer / second
7
8 native_length = 1.0e+17 * cm = _l
9 native_mass = 1.991E33 * gram = _m
10 native_speed = 36447.2682 * cm / s = native_velocity = _s
11 native_time = native_length / native_speed = _t
12 native_energy = native_mass * native_speed ** 2 = _e
13 native_u = native_speed ** 2 = _u
14
15 mass_HI = 1.007825 * u # NIST
```

## B.73 supernova/templates/plot.yaml

Listing B.73: supernova/templates/plot.yaml

```

1  ---
2  density:
3    description: "Density"
4    hist_description: "Density_histogram"
5    input_prefix: "density_slice"
6    input_unit: "_m/_l**3"
7    plot_unit: "u/_cm**3"
8    plot_unit_text: "$\\mathdefault{u/_cm^3}$"
9    plot_quantity_text: "Density"
10   log: true
11   quantity_names: "density"
12   projection_input_prefix: "density_proj"
13   projection_input_unit: "_m/_l**2"
14   projection_plot_unit: "u/_cm**2"
15   projection_plot_unit_text: "$\\mathdefault{u/_cm^2}$"
16   projection_description: "Density_projection"
17
18  temperature:
19    description: "Temperature"
20    hist_description: "Temperature_histogram"
21    input_prefix: "temp_slice"
22    projection_input_prefix: "temp_proj"
23    input_unit: "K"
24    plot_unit: "K"
25    plot_unit_text: "$\\mathdefault{K}$"
26    quantity_names: "temperature"
27    log: true
28    plot_quantity_text: "Temperature"
29    projection_description: "Temperature_projection"
30
31  volume:
32    description: "Volume"
33    input_prefix: ""
34    input_unit: "_l**3"
35    plot_unit: "pc**3"
36    plot_unit_text: "$\\mathdefault{pc^3}$"
37    quantity_names: "volume"
38    plot_quantity_text: "Volume"
39    projection_description: "Volume_projection"
40    log: true
41
42  h2:
43    description: "H2"
44    hist_description: "H2_histogram"
45    input_prefix: "xH2_slice"
46    input_unit: ""
47    plot_unit: ""
48    plot_unit_text: ""
49    quantity_names: "h2"
50    plot_quantity_text: "H2"

```

## B Source code

```
51 projection_input_prefix: "xH2_proj"
52 projection_description: "H2_projection"
53
54 hp:
55   description: "$H^+$"
56   hist_description: "$H^+_projection"
57   input_prefix: ""
58   input_unit: ""
59   plot_unit: ""
60   plot_unit_text: ""
61   quantity_names: "hp"
62   plot_quantity_text: "$H^+$"
63   projection_input_prefix: ""
64   projection_description: "$H^+_projection"
65
66 co:
67   description: "CO"
68   hist_description: "CO_histogram"
69   input_prefix: "xCO_slice"
70   input_unit: ""
71   plot_unit: ""
72   plot_unit_text: ""
73   quantity_names: "co"
74   plot_quantity_text: "CO"
75   projection_input_prefix: "xCO_proj"
76   projection_description: "CO_projection"
77
78 tdust:
79   description: "Dust_temperature"
80   hist_description: "Dust_temperature_histogram"
81   input_prefix: "tdust_slice"
82   input_unit: "kelvin"
83   plot_unit: "kelvin"
84   plot_unit_text: "$\\mathdefault{K}$"
85   quantity_names: "temperature_dust"
86   plot_quantity_text: "Dust_temperature"
87   projection_input_prefix: "tdust_proj"
88   projection_description: "Dust_temperature_projection"
89
90 velocity_dispersion:
91   description: "Velocity_dispersion"
92   hist_description: ""
93   input_prefix: ""
94   input_unit: "native_speed"
95   plot_unit: "km/s"
96   plot_unit_text: "$\\mathdefault{km/s}$"
97   quantity_names: "velocity_dispersion"
98   plot_quantity_text: "Velocity_dispersion"
99   projection_input_prefix: ""
100  projection_description: ""
101
102 mass_weighted_velocity_dispersion:
```

```

103 description: "Mass-weighted_Velocity_dispersion"
104 hist_description: ""
105 input_prefix: ""
106 input_unit: "native_speed"
107 plot_unit: "km_/s"
108 plot_unit_text: "$\\mathdefault{km_/s}$"
109 quantity_names: "mass_weighted_velocity_dispersion"
110 plot_quantity_text: "Mass-weighted_Velocity_dispersion"
111 projection_input_prefix: ""
112 projection_description: ""
113
114 mass_weighted_velocity_dispersion_hatom:
115   description: "Mass-weighted_Velocity_dispersion_of_atomic_
      hydrogen"
116   hist_description: ""
117   input_prefix: ""
118   input_unit: "native_speed"
119   plot_unit: "km_/s"
120   plot_unit_text: "$\\mathdefault{km_/s}$"
121   quantity_names: "mass_weighted_velocity_dispersion_hatom"
122   plot_quantity_text: "Mass-weighted_Velocity_dispersion_(atomic_
      $H$)"
123   projection_input_prefix: ""
124   projection_description: ""
125
126 mass_weighted_velocity_dispersion_co:
127   description: "Mass-weighted_Velocity_dispersion_of_CO"
128   hist_description: ""
129   input_prefix: ""
130   input_unit: "native_speed"
131   plot_unit: "km_/s"
132   plot_unit_text: "$\\mathdefault{km_/s}$"
133   quantity_names: "mass_weighted_velocity_dispersion_co"
134   plot_quantity_text: "Mass-weighted_Velocity_dispersion_(CO)"
135   projection_input_prefix: ""
136   projection_description: ""
137
138 mass_weighted_velocity_dispersion_h2:
139   description: "Mass-weighted_Velocity_dispersion_of_molecular_
      hydrogen"
140   hist_description: ""
141   input_prefix: ""
142   input_unit: "native_speed"
143   plot_unit: "km_/s"
144   plot_unit_text: "$\\mathdefault{km_/s}$"
145   quantity_names: "mass_weighted_velocity_dispersion_h2"
146   plot_quantity_text: "Mass-weighted_Velocity_dispersion_(H_2)"
147   projection_input_prefix: ""
148   projection_description: ""
149
150 mass_weighted_velocity_dispersion_hp:

```

## B Source code

```
151     description: "Mass-weighted_Velocity_dispersion_of_ionized_
        hydrogen_"
152     hist_description: ""
153     input_prefix: ""
154     input_unit: "native_speed"
155     plot_unit: "km_/s"
156     plot_unit_text: "$\\mathdefault{km_/s}$"
157     quantity_names: "mass_weighted_velocity_dispersion_hp"
158     plot_quantity_text: "Mass-weighted_Velocity_dispersion_($H^+$)"
159     projection_input_prefix: ""
160     projection_description: ""
161
162 mass_weighted_velocity_dispersion_species:
163     description: "Mass-weighted_Velocity_dispersion_of_different_
        species"
164     hist_description: ""
165     input_prefix: ""
166     input_unit: "native_speed"
167     plot_unit: "km_/s"
168     plot_unit_text: "$\\mathdefault{km_/s}$"
169     quantity_names:
170         "mass_weighted_velocity_dispersion_hp": "$\\mathdefault{
            H^+}$"
171         "mass_weighted_velocity_dispersion_h2": "$\\mathdefault{
            H_2}$"
172         "mass_weighted_velocity_dispersion_hatom": "atomic_\\
            mathdefault{H}$"
173         "mass_weighted_velocity_dispersion_co": "$\\mathdefault{
            CO}$"
174         "mass_weighted_velocity_dispersion": "All"
175     plot_quantity_text: "Mass-weighted_Velocity_dispersion"
176     projection_input_prefix: ""
177     projection_description: ""
178
179 volume_weighted_velocity_dispersion:
180     description: "Volume-weighted_Velocity_dispersion"
181     hist_description: ""
182     input_prefix: ""
183     input_unit: "native_speed"
184     plot_unit: "km_/s"
185     plot_unit_text: "$\\mathdefault{km_/s}$"
186     quantity_names: "volume_weighted_velocity_dispersion"
187     plot_quantity_text: "Volume-weighted_Velocity_dispersion"
188     projection_input_prefix: ""
189     projection_description: ""
190
191 mass_fraction_below_1u:
192     description: "Mass_fraction_in_gas_below_a_density_of_10_u/cm$"
193     hist_description: ""
194     input_prefix: ""
195     input_unit: "dimensionless"
196     plot_unit: "dimensionless"
```



```

197 | plot_unit_text: ""
198 | quantity_names: "mass_fraction_below_1u"
199 | plot_quantity_text: "Mass_fraction_\$\\mathdefault{dM/M}\$"
200 | projection_input_prefix: ""
201 | projection_description: ""
202 |
203 | mass_fraction_below_10u:
204 |   description: "Mass_fraction_in_gas_below_a_density_of_10_u/cm$"
205 |   hist_description: ""
206 |   input_prefix: ""
207 |   input_unit: "dimensionless"
208 |   plot_unit: "dimensionless"
209 |   plot_unit_text: ""
210 |   quantity_names: "mass_fraction_below_10u"
211 |   plot_quantity_text: "Mass_fraction_\$\\mathdefault{dM/M}\$"
212 |   projection_input_prefix: ""
213 |   projection_description: ""
214 |
215 | mass_fraction_below_100u:
216 |   description: "Mass_fraction_in_gas_below_a_density_of_100_u/cm$"
217 |   hist_description: ""
218 |   input_prefix: ""
219 |   input_unit: "dimensionless"
220 |   plot_unit: "dimensionless"
221 |   plot_unit_text: ""
222 |   quantity_names: "mass_fraction_below_100u"
223 |   plot_quantity_text: "Mass_fraction_\$\\mathdefault{dM/M}\$"
224 |   projection_input_prefix: ""
225 |   projection_description: ""
226 |
227 | mass_fraction_above_100u:
228 |   description: "Mass_fraction_in_gas_above_a_density_of_100_u/cm$"
229 |   hist_description: ""
230 |   input_prefix: ""
231 |   input_unit: "dimensionless"
232 |   plot_unit: "dimensionless"
233 |   plot_unit_text: ""
234 |   quantity_names: "mass_fraction_above_100u"
235 |   plot_quantity_text: "Mass_fraction_\$\\mathdefault{dM/M}\$"
236 |   projection_input_prefix: ""
237 |   projection_description: ""
238 |
239 | mass_fractions:
240 |   description: "Mass_fractions"
241 |   hist_description: ""
242 |   input_prefix: ""
243 |   input_unit: "dimensionless"
244 |   plot_unit: "dimensionless"
245 |   plot_unit_text: "dimensionless"
246 |   quantity_names:

```

## B Source code

```
247         "mass_fraction_below_1u": "Mass_fraction_in_gas_below_
          a_density_of_1u $\mathdefault{u/cm^3}$ "
248         "mass_fraction_below_10u": "Mass_fraction_in_gas_below
          a_density_of_10u $\mathdefault{u/cm^3}$ "
249         "mass_fraction_below_100u": "Mass_fraction_in_gas_
          below_a_density_of_100u $\mathdefault{u/cm^3}$ "
250         "mass_fraction_above_100u": "Mass_fraction_in_gas_
          above_a_density_of_100u $\mathdefault{u/cm^3}$ "
251     plot_quantity_text: "Mass_fraction $\mathdefault{dM/M}$ "
252     projection_input_prefix: ""
253     projection_description: ""
254     log: true
255     quantity_legend_location: "lower_right"
256
257     mass_in_h2:
258         description: "Mass_in_H2_gas"
259         hist_description: ""
260         input_prefix: ""
261         input_unit: "solar_mass"
262         plot_unit: "solar_mass"
263         plot_unit_text: " $\mathdefault{m_{solar}}$ "
264         quantity_names: "mass_in_h2"
265         plot_quantity_text: "Mass"
266         projection_input_prefix: ""
267         projection_description: ""
268
269     mass_in_hp:
270         description: "Mass_in_H+gas"
271         hist_description: ""
272         input_prefix: ""
273         input_unit: "solar_mass"
274         plot_unit: "solar_mass"
275         plot_unit_text: " $\mathdefault{m_{solar}}$ "
276         quantity_names: "mass_in_hp"
277         plot_quantity_text: "Mass"
278         projection_input_prefix: ""
279         projection_description: ""
280
281     mass_in_hatom:
282         description: "Mass_in_atomic_H_gas"
283         hist_description: ""
284         input_prefix: ""
285         input_unit: "solar_mass"
286         plot_unit: "solar_mass"
287         plot_unit_text: " $\mathdefault{m_{solar}}$ "
288         quantity_names: "mass_in_hatom"
289         plot_quantity_text: "Mass"
290         projection_input_prefix: ""
291         projection_description: ""
292
293     mass_in_co:
294         description: "Mass_in_CO_gas"
```

```

295 hist_description: ""
296 input_prefix: ""
297 input_unit: "solar_mass"
298 plot_unit: "solar_mass"
299 plot_unit_text: "$\\mathdefault{m_{solar}}$"
300 quantity_names: "mass_in_co"
301 plot_quantity_text: "Mass"
302 projection_input_prefix: ""
303 projection_description: ""
304
305 mass_fraction_in_h2:
306   description: "Mass_fraction_in_H_2_gas"
307   hist_description: ""
308   input_prefix: ""
309   input_unit: "dimensionless"
310   plot_unit: "dimensionless"
311   plot_unit_text: ""
312   quantity_names: "mass_fraction_in_h2"
313   plot_quantity_text: "Mass_fraction"
314   projection_input_prefix: ""
315   projection_description: ""
316
317 mass_fraction_in_hp:
318   description: "Mass_fraction_in_H^+_gas"
319   hist_description: ""
320   input_prefix: ""
321   input_unit: "dimensionless"
322   plot_unit: "dimensionless"
323   plot_unit_text: ""
324   quantity_names: "mass_fraction_in_hp"
325   plot_quantity_text: "Mass_fraction"
326   projection_input_prefix: ""
327   projection_description: ""
328
329 mass_fraction_in_hatom:
330   description: "Mass_fraction_in_atomic_H_gas"
331   hist_description: ""
332   input_prefix: ""
333   input_unit: "dimensionless"
334   plot_unit: "dimensionless"
335   plot_unit_text: ""
336   quantity_names: "mass_fraction_in_hatom"
337   plot_quantity_text: "Mass_fraction"
338   projection_input_prefix: ""
339   projection_description: ""
340
341 mass_fraction_in_co:
342   description: "Mass_fraction_in_CO_gas"
343   hist_description: ""
344   input_prefix: ""
345   input_unit: "dimensionless"
346   plot_unit: "dimensionless"

```

## B Source code

```
347 plot_unit_text: ""
348 quantity_names: "mass_fraction_in_co"
349 plot_quantity_text: "Mass_fraction"
350 projection_input_prefix: ""
351 projection_description: ""
352
353 mass_fractions_abundances:
354   description: "Mass_fraction_in_different_chemical_species"
355   hist_description: ""
356   input_prefix: ""
357   input_unit: "dimensionless"
358   plot_unit: "dimensionless"
359   plot_unit_text: "dimensionless"
360   quantity_names:
361     mass_fraction_in_co: "Mass_fraction_in_\$\\
362       mathdefault{CO}\$_gas"
363     mass_fraction_in_hatom: "Mass_fraction_in_atomic_\$\\
364       mathdefault{H}\$_gas"
365     mass_fraction_in_h2: "Mass_fraction_in_\$\\
366       mathdefault{H_2}\$_gas"
367     mass_fraction_in_hp: "Mass_fraction_in_\$\\
368       mathdefault{H^+}\$_gas"
369   plot_quantity_text: "Mass_fraction"
370   projection_input_prefix: ""
371   projection_description: ""
372   log: true
373   quantity_legend_location: "lower_right"
```

## B.74 supernova/tests.sh

Listing B.74: supernova/tests.sh

```
1 #!/bin/sh
2
3 nosetests --with-doctest *.py
4 nosetests --with-doctest -w templates
```

## C Licenses

### C.1 Pint

The **Python** package **Pint** is available under the following license:

## *C Licenses*

Copyright (c) 2012 by Hernan E. Grecco and contributors. See AUTHORS for more details.

Some rights reserved.

Redistribution and use in source and binary forms of the software as well as documentation, with or without modification, are permitted provided that the following conditions are met:

- \* Redistributions of source code must retain the above copyright notice, this list of conditions and the following disclaimer.
- \* Redistributions in binary form must reproduce the above copyright notice, this list of conditions and the following disclaimer in the documentation and/or other materials provided with the distribution.
- \* The names of the contributors may not be used to endorse or promote products derived from this software without specific prior written permission.

THIS SOFTWARE AND DOCUMENTATION IS PROVIDED BY THE COPYRIGHT HOLDERS AND CONTRIBUTORS "AS IS" AND ANY EXPRESS OR IMPLIED WARRANTIES, INCLUDING, BUT NOT LIMITED TO, THE IMPLIED WARRANTIES OF MERCHANTABILITY AND FITNESS FOR A PARTICULAR PURPOSE ARE DISCLAIMED. IN NO EVENT SHALL THE COPYRIGHT OWNER OR CONTRIBUTORS BE LIABLE FOR ANY DIRECT, INDIRECT, INCIDENTAL, SPECIAL, EXEMPLARY, OR CONSEQUENTIAL DAMAGES (INCLUDING, BUT NOT LIMITED TO, PROCUREMENT OF SUBSTITUTE GOODS OR SERVICES; LOSS OF USE, DATA, OR PROFITS; OR BUSINESS INTERRUPTION) HOWEVER CAUSED AND ON ANY THEORY OF LIABILITY, WHETHER IN CONTRACT, STRICT LIABILITY, OR TORT (INCLUDING NEGLIGENCE OR OTHERWISE) ARISING IN ANY WAY OUT OF THE USE OF THIS SOFTWARE AND DOCUMENTATION, EVEN IF ADVISED OF THE POSSIBILITY OF SUCH DAMAGE.

Pint is written and maintained by Hernan E. Grecco <hernan.grecco@gmail.com>.

Other contributors, listed alphabetically, are:

- \* Alexander Böhn <fish2000@gmail.com>
- \* Brend Wanders <b.wanders@utwente.nl>
- \* choloepus
- \* Daniel Sokolowski <daniel.sokolowski@danols.com>
- \* Dave Brooks <dave@bcs.co.nz>
- \* David Linke
- \* Eduard Bopp <eduard.bopp@aeepsil0n.de>
- \* Felix Hummel <felix@felixhummel.de>
- \* Giel van Schijndel <me@mortis.eu>
- \* James Rowe <jnrowe@gmail.com>
- \* Jim Turner <jturner314@gmail.com>
- \* Joel B. Mohler <joel@kiwistrawberry.us>
- \* John David Reaver <jdreaver@adlerhorst.com>
- \* Jonas Olson <jolson@kth.se>
- \* Kenneth D. Mankoff <mankoff@gmail.com>
- \* Luke Campbell <luke.s.campbell@gmail.com>
- \* Matthieu Dartiailh <marul@laposte.net>
- \* Nate Bogdanowicz <natezb@gmail.com>
- \* Peter Grayson <jpgrayson@gmail.com>
- \* Richard Barnes <rbarnes@umn.edu>
- \* Ryan Kingsbury <RyanSKingsbury@alumni.unc.edu>
- \* Sundar Raman <cyberttoast@gmail.com>
- \* Tiago Coutinho <coutinho@esrf.fr>
- \* Tom Ritchford <tom@swirly.com>
- \* Virgil Dupras <virgil.dupras@savoirfairelinux.com>
- \* Ryan Dwyer <ryanpdwyer@gmail.com>

(If you think that your name belongs here, please let the maintainer know)

## **C.2 GPL**

The source code in B is available under the GNU General Public License version 3.0:



GNU GENERAL PUBLIC LICENSE

Version 3, 29 June 2007

Copyright (C) 2007 Free Software Foundation, Inc. <<http://fsf.org/>>  
Everyone is permitted to copy and distribute verbatim copies  
of this license document, but changing it is not allowed.

Preamble

The GNU General Public License is a free, copyleft license for  
software and other kinds of works.

The licenses for most software and other practical works are designed  
to take away your freedom to share and change the works. By contrast,  
the GNU General Public License is intended to guarantee your freedom to  
share and change all versions of a program--to make sure it remains free  
software for all its users. We, the Free Software Foundation, use the  
GNU General Public License for most of our software; it applies also to  
any other work released this way by its authors. You can apply it to  
your programs, too.

When we speak of free software, we are referring to freedom, not  
price. Our General Public Licenses are designed to make sure that you  
have the freedom to distribute copies of free software (and charge for  
them if you wish), that you receive source code or can get it if you  
want it, that you can change the software or use pieces of it in new  
free programs, and that you know you can do these things.

To protect your rights, we need to prevent others from denying you  
these rights or asking you to surrender the rights. Therefore, you have  
certain responsibilities if you distribute copies of the software, or if  
you modify it: responsibilities to respect the freedom of others.

For example, if you distribute copies of such a program, whether  
gratis or for a fee, you must pass on to the recipients the same

freedoms that you received. You must make sure that they, too, receive or can get the source code. And you must show them these terms so they know their rights.

Developers that use the GNU GPL protect your rights with two steps: (1) assert copyright on the software, and (2) offer you this License giving you legal permission to copy, distribute and/or modify it.

For the developers' and authors' protection, the GPL clearly explains that there is no warranty for this free software. For both users' and authors' sake, the GPL requires that modified versions be marked as changed, so that their problems will not be attributed erroneously to authors of previous versions.

Some devices are designed to deny users access to install or run modified versions of the software inside them, although the manufacturer can do so. This is fundamentally incompatible with the aim of protecting users' freedom to change the software. The systematic pattern of such abuse occurs in the area of products for individuals to use, which is precisely where it is most unacceptable. Therefore, we have designed this version of the GPL to prohibit the practice for those products. If such problems arise substantially in other domains, we stand ready to extend this provision to those domains in future versions of the GPL, as needed to protect the freedom of users.

Finally, every program is threatened constantly by software patents. States should not allow patents to restrict development and use of software on general-purpose computers, but in those that do, we wish to avoid the special danger that patents applied to a free program could make it effectively proprietary. To prevent this, the GPL assures that patents cannot be used to render the program non-free.

The precise terms and conditions for copying, distribution and modification follow.

TERMS AND CONDITIONS

0. Definitions.

"This License" refers to version 3 of the GNU General Public License.

"Copyright" also means copyright-like laws that apply to other kinds of works, such as semiconductor masks.

"The Program" refers to any copyrightable work licensed under this License. Each licensee is addressed as "you". "Licensees" and "recipients" may be individuals or organizations.

To "modify" a work means to copy from or adapt all or part of the work in a fashion requiring copyright permission, other than the making of an exact copy. The resulting work is called a "modified version" of the earlier work or a work "based on" the earlier work.

A "covered work" means either the unmodified Program or a work based on the Program.

To "propagate" a work means to do anything with it that, without permission, would make you directly or secondarily liable for infringement under applicable copyright law, except executing it on a computer or modifying a private copy. Propagation includes copying, distribution (with or without modification), making available to the public, and in some countries other activities as well.

To "convey" a work means any kind of propagation that enables other parties to make or receive copies. Mere interaction with a user through a computer network, with no transfer of a copy, is not conveying.

An interactive user interface displays "Appropriate Legal Notices" to the extent that it includes a convenient and prominently visible feature that (1) displays an appropriate copyright notice, and (2)

tells the user that there is no warranty for the work (except to the extent that warranties are provided), that licensees may convey the work under this License, and how to view a copy of this License. If the interface presents a list of user commands or options, such as a menu, a prominent item in the list meets this criterion.

1. Source Code.

The "source code" for a work means the preferred form of the work for making modifications to it. "Object code" means any non-source form of a work.

A "Standard Interface" means an interface that either is an official standard defined by a recognized standards body, or, in the case of interfaces specified for a particular programming language, one that is widely used among developers working in that language.

The "System Libraries" of an executable work include anything, other than the work as a whole, that (a) is included in the normal form of packaging a Major Component, but which is not part of that Major Component, and (b) serves only to enable use of the work with that Major Component, or to implement a Standard Interface for which an implementation is available to the public in source code form. A "Major Component", in this context, means a major essential component (kernel, window system, and so on) of the specific operating system (if any) on which the executable work runs, or a compiler used to produce the work, or an object code interpreter used to run it.

The "Corresponding Source" for a work in object code form means all the source code needed to generate, install, and (for an executable work) run the object code and to modify the work, including scripts to control those activities. However, it does not include the work's System Libraries, or general-purpose tools or generally available free programs which are used unmodified in performing those activities but which are not part of the work. For example, Corresponding Source

includes interface definition files associated with source files for the work, and the source code for shared libraries and dynamically linked subprograms that the work is specifically designed to require, such as by intimate data communication or control flow between those subprograms and other parts of the work.

The Corresponding Source need not include anything that users can regenerate automatically from other parts of the Corresponding Source.

The Corresponding Source for a work in source code form is that same work.

## 2. Basic Permissions.

All rights granted under this License are granted for the term of copyright on the Program, and are irrevocable provided the stated conditions are met. This License explicitly affirms your unlimited permission to run the unmodified Program. The output from running a covered work is covered by this License only if the output, given its content, constitutes a covered work. This License acknowledges your rights of fair use or other equivalent, as provided by copyright law.

You may make, run and propagate covered works that you do not convey, without conditions so long as your license otherwise remains in force. You may convey covered works to others for the sole purpose of having them make modifications exclusively for you, or provide you with facilities for running those works, provided that you comply with the terms of this License in conveying all material for which you do not control copyright. Those thus making or running the covered works for you must do so exclusively on your behalf, under your direction and control, on terms that prohibit them from making any copies of your copyrighted material outside their relationship with you.

Conveying under any other circumstances is permitted solely under

the conditions stated below. Sublicensing is not allowed; section 10 makes it unnecessary.

### 3. Protecting Users' Legal Rights From Anti-Circumvention Law.

No covered work shall be deemed part of an effective technological measure under any applicable law fulfilling obligations under article 11 of the WIPO copyright treaty adopted on 20 December 1996, or similar laws prohibiting or restricting circumvention of such measures.

When you convey a covered work, you waive any legal power to forbid circumvention of technological measures to the extent such circumvention is effected by exercising rights under this License with respect to the covered work, and you disclaim any intention to limit operation or modification of the work as a means of enforcing, against the work's users, your or third parties' legal rights to forbid circumvention of technological measures.

### 4. Conveying Verbatim Copies.

You may convey verbatim copies of the Program's source code as you receive it, in any medium, provided that you conspicuously and appropriately publish on each copy an appropriate copyright notice; keep intact all notices stating that this License and any non-permissive terms added in accord with section 7 apply to the code; keep intact all notices of the absence of any warranty; and give all recipients a copy of this License along with the Program.

You may charge any price or no price for each copy that you convey, and you may offer support or warranty protection for a fee.

### 5. Conveying Modified Source Versions.

You may convey a work based on the Program, or the modifications to

produce it from the Program, in the form of source code under the terms of section 4, provided that you also meet all of these conditions:

- a) The work must carry prominent notices stating that you modified it, and giving a relevant date.
- b) The work must carry prominent notices stating that it is released under this License and any conditions added under section 7. This requirement modifies the requirement in section 4 to "keep intact all notices".
- c) You must license the entire work, as a whole, under this License to anyone who comes into possession of a copy. This License will therefore apply, along with any applicable section 7 additional terms, to the whole of the work, and all its parts, regardless of how they are packaged. This License gives no permission to license the work in any other way, but it does not invalidate such permission if you have separately received it.
- d) If the work has interactive user interfaces, each must display Appropriate Legal Notices; however, if the Program has interactive interfaces that do not display Appropriate Legal Notices, your work need not make them do so.

A compilation of a covered work with other separate and independent works, which are not by their nature extensions of the covered work, and which are not combined with it such as to form a larger program, in or on a volume of a storage or distribution medium, is called an "aggregate" if the compilation and its resulting copyright are not used to limit the access or legal rights of the compilation's users beyond what the individual works permit. Inclusion of a covered work in an aggregate does not cause this License to apply to the other parts of the aggregate.

## 6. Conveying Non-Source Forms.

You may convey a covered work in object code form under the terms of sections 4 and 5, provided that you also convey the machine-readable Corresponding Source under the terms of this License, in one of these ways:

- a) Convey the object code in, or embodied in, a physical product (including a physical distribution medium), accompanied by the Corresponding Source fixed on a durable physical medium customarily used for software interchange.
- b) Convey the object code in, or embodied in, a physical product (including a physical distribution medium), accompanied by a written offer, valid for at least three years and valid for as long as you offer spare parts or customer support for that product model, to give anyone who possesses the object code either (1) a copy of the Corresponding Source for all the software in the product that is covered by this License, on a durable physical medium customarily used for software interchange, for a price no more than your reasonable cost of physically performing this conveying of source, or (2) access to copy the Corresponding Source from a network server at no charge.
- c) Convey individual copies of the object code with a copy of the written offer to provide the Corresponding Source. This alternative is allowed only occasionally and noncommercially, and only if you received the object code with such an offer, in accord with subsection 6b.
- d) Convey the object code by offering access from a designated place (gratis or for a charge), and offer equivalent access to the Corresponding Source in the same way through the same place at no further charge. You need not require recipients to copy the Corresponding Source along with the object code. If the place to copy the object code is a network server, the Corresponding Source



may be on a different server (operated by you or a third party) that supports equivalent copying facilities, provided you maintain clear directions next to the object code saying where to find the Corresponding Source. Regardless of what server hosts the Corresponding Source, you remain obligated to ensure that it is available for as long as needed to satisfy these requirements.

e) Convey the object code using peer-to-peer transmission, provided you inform other peers where the object code and Corresponding Source of the work are being offered to the general public at no charge under subsection 6d.

A separable portion of the object code, whose source code is excluded from the Corresponding Source as a System Library, need not be included in conveying the object code work.

A "User Product" is either (1) a "consumer product", which means any tangible personal property which is normally used for personal, family, or household purposes, or (2) anything designed or sold for incorporation into a dwelling. In determining whether a product is a consumer product, doubtful cases shall be resolved in favor of coverage. For a particular product received by a particular user, "normally used" refers to a typical or common use of that class of product, regardless of the status of the particular user or of the way in which the particular user actually uses, or expects or is expected to use, the product. A product is a consumer product regardless of whether the product has substantial commercial, industrial or non-consumer uses, unless such uses represent the only significant mode of use of the product.

"Installation Information" for a User Product means any methods, procedures, authorization keys, or other information required to install and execute modified versions of a covered work in that User Product from a modified version of its Corresponding Source. The information must suffice to ensure that the continued functioning of the modified object code is in no case prevented or interfered with solely because

modification has been made.

If you convey an object code work under this section in, or with, or specifically for use in, a User Product, and the conveying occurs as part of a transaction in which the right of possession and use of the User Product is transferred to the recipient in perpetuity or for a fixed term (regardless of how the transaction is characterized), the Corresponding Source conveyed under this section must be accompanied by the Installation Information. But this requirement does not apply if neither you nor any third party retains the ability to install modified object code on the User Product (for example, the work has been installed in ROM).

The requirement to provide Installation Information does not include a requirement to continue to provide support service, warranty, or updates for a work that has been modified or installed by the recipient, or for the User Product in which it has been modified or installed. Access to a network may be denied when the modification itself materially and adversely affects the operation of the network or violates the rules and protocols for communication across the network.

Corresponding Source conveyed, and Installation Information provided, in accord with this section must be in a format that is publicly documented (and with an implementation available to the public in source code form), and must require no special password or key for unpacking, reading or copying.

#### 7. Additional Terms.

"Additional permissions" are terms that supplement the terms of this License by making exceptions from one or more of its conditions. Additional permissions that are applicable to the entire Program shall be treated as though they were included in this License, to the extent that they are valid under applicable law. If additional permissions apply only to part of the Program, that part may be used separately

under those permissions, but the entire Program remains governed by this License without regard to the additional permissions.

When you convey a copy of a covered work, you may at your option remove any additional permissions from that copy, or from any part of it. (Additional permissions may be written to require their own removal in certain cases when you modify the work.) You may place additional permissions on material, added by you to a covered work, for which you have or can give appropriate copyright permission.

Notwithstanding any other provision of this License, for material you add to a covered work, you may (if authorized by the copyright holders of that material) supplement the terms of this License with terms:

- a) Disclaiming warranty or limiting liability differently from the terms of sections 15 and 16 of this License; or
- b) Requiring preservation of specified reasonable legal notices or author attributions in that material or in the Appropriate Legal Notices displayed by works containing it; or
- c) Prohibiting misrepresentation of the origin of that material, or requiring that modified versions of such material be marked in reasonable ways as different from the original version; or
- d) Limiting the use for publicity purposes of names of licensors or authors of the material; or
- e) Declining to grant rights under trademark law for use of some trade names, trademarks, or service marks; or
- f) Requiring indemnification of licensors and authors of that material by anyone who conveys the material (or modified versions of it) with contractual assumptions of liability to the recipient, for any liability that these contractual assumptions directly impose on

those licensors and authors.

All other non-permissive additional terms are considered "further restrictions" within the meaning of section 10. If the Program as you received it, or any part of it, contains a notice stating that it is governed by this License along with a term that is a further restriction, you may remove that term. If a license document contains a further restriction but permits relicensing or conveying under this License, you may add to a covered work material governed by the terms of that license document, provided that the further restriction does not survive such relicensing or conveying.

If you add terms to a covered work in accord with this section, you must place, in the relevant source files, a statement of the additional terms that apply to those files, or a notice indicating where to find the applicable terms.

Additional terms, permissive or non-permissive, may be stated in the form of a separately written license, or stated as exceptions; the above requirements apply either way.

#### 8. Termination.

You may not propagate or modify a covered work except as expressly provided under this License. Any attempt otherwise to propagate or modify it is void, and will automatically terminate your rights under this License (including any patent licenses granted under the third paragraph of section 11).

However, if you cease all violation of this License, then your license from a particular copyright holder is reinstated (a) provisionally, unless and until the copyright holder explicitly and finally terminates your license, and (b) permanently, if the copyright holder fails to notify you of the violation by some reasonable means prior to 60 days after the cessation.

Moreover, your license from a particular copyright holder is reinstated permanently if the copyright holder notifies you of the violation by some reasonable means, this is the first time you have received notice of violation of this License (for any work) from that copyright holder, and you cure the violation prior to 30 days after your receipt of the notice.

Termination of your rights under this section does not terminate the licenses of parties who have received copies or rights from you under this License. If your rights have been terminated and not permanently reinstated, you do not qualify to receive new licenses for the same material under section 10.

#### 9. Acceptance Not Required for Having Copies.

You are not required to accept this License in order to receive or run a copy of the Program. Ancillary propagation of a covered work occurring solely as a consequence of using peer-to-peer transmission to receive a copy likewise does not require acceptance. However, nothing other than this License grants you permission to propagate or modify any covered work. These actions infringe copyright if you do not accept this License. Therefore, by modifying or propagating a covered work, you indicate your acceptance of this License to do so.

#### 10. Automatic Licensing of Downstream Recipients.

Each time you convey a covered work, the recipient automatically receives a license from the original licensors, to run, modify and propagate that work, subject to this License. You are not responsible for enforcing compliance by third parties with this License.

An "entity transaction" is a transaction transferring control of an organization, or substantially all assets of one, or subdividing an organization, or merging organizations. If propagation of a covered

work results from an entity transaction, each party to that transaction who receives a copy of the work also receives whatever licenses to the work the party's predecessor in interest had or could give under the previous paragraph, plus a right to possession of the Corresponding Source of the work from the predecessor in interest, if the predecessor has it or can get it with reasonable efforts.

You may not impose any further restrictions on the exercise of the rights granted or affirmed under this License. For example, you may not impose a license fee, royalty, or other charge for exercise of rights granted under this License, and you may not initiate litigation (including a cross-claim or counterclaim in a lawsuit) alleging that any patent claim is infringed by making, using, selling, offering for sale, or importing the Program or any portion of it.

#### 11. Patents.

A "contributor" is a copyright holder who authorizes use under this License of the Program or a work on which the Program is based. The work thus licensed is called the contributor's "contributor version".

A contributor's "essential patent claims" are all patent claims owned or controlled by the contributor, whether already acquired or hereafter acquired, that would be infringed by some manner, permitted by this License, of making, using, or selling its contributor version, but do not include claims that would be infringed only as a consequence of further modification of the contributor version. For purposes of this definition, "control" includes the right to grant patent sublicenses in a manner consistent with the requirements of this License.

Each contributor grants you a non-exclusive, worldwide, royalty-free patent license under the contributor's essential patent claims, to make, use, sell, offer for sale, import and otherwise run, modify and propagate the contents of its contributor version.

In the following three paragraphs, a "patent license" is any express agreement or commitment, however denominated, not to enforce a patent (such as an express permission to practice a patent or covenant not to sue for patent infringement). To "grant" such a patent license to a party means to make such an agreement or commitment not to enforce a patent against the party.

If you convey a covered work, knowingly relying on a patent license, and the Corresponding Source of the work is not available for anyone to copy, free of charge and under the terms of this License, through a publicly available network server or other readily accessible means, then you must either (1) cause the Corresponding Source to be so available, or (2) arrange to deprive yourself of the benefit of the patent license for this particular work, or (3) arrange, in a manner consistent with the requirements of this License, to extend the patent license to downstream recipients. "Knowingly relying" means you have actual knowledge that, but for the patent license, your conveying the covered work in a country, or your recipient's use of the covered work in a country, would infringe one or more identifiable patents in that country that you have reason to believe are valid.

If, pursuant to or in connection with a single transaction or arrangement, you convey, or propagate by procuring conveyance of, a covered work, and grant a patent license to some of the parties receiving the covered work authorizing them to use, propagate, modify or convey a specific copy of the covered work, then the patent license you grant is automatically extended to all recipients of the covered work and works based on it.

A patent license is "discriminatory" if it does not include within the scope of its coverage, prohibits the exercise of, or is conditioned on the non-exercise of one or more of the rights that are specifically granted under this License. You may not convey a covered work if you are a party to an arrangement with a third party that is

in the business of distributing software, under which you make payment to the third party based on the extent of your activity of conveying the work, and under which the third party grants, to any of the parties who would receive the covered work from you, a discriminatory patent license (a) in connection with copies of the covered work conveyed by you (or copies made from those copies), or (b) primarily for and in connection with specific products or compilations that contain the covered work, unless you entered into that arrangement, or that patent license was granted, prior to 28 March 2007.

Nothing in this License shall be construed as excluding or limiting any implied license or other defenses to infringement that may otherwise be available to you under applicable patent law.

12. No Surrender of Others' Freedom.

If conditions are imposed on you (whether by court order, agreement or otherwise) that contradict the conditions of this License, they do not excuse you from the conditions of this License. If you cannot convey a covered work so as to satisfy simultaneously your obligations under this License and any other pertinent obligations, then as a consequence you may not convey it at all. For example, if you agree to terms that obligate you to collect a royalty for further conveying from those to whom you convey the Program, the only way you could satisfy both those terms and this License would be to refrain entirely from conveying the Program.

13. Use with the GNU Affero General Public License.

Notwithstanding any other provision of this License, you have permission to link or combine any covered work with a work licensed under version 3 of the GNU Affero General Public License into a single combined work, and to convey the resulting work. The terms of this License will continue to apply to the part which is the covered work, but the special requirements of the GNU Affero General Public License, section 13, concerning interaction through a network will apply to the



combination as such.

14. Revised Versions of this License.

The Free Software Foundation may publish revised and/or new versions of the GNU General Public License from time to time. Such new versions will be similar in spirit to the present version, but may differ in detail to address new problems or concerns.

Each version is given a distinguishing version number. If the Program specifies that a certain numbered version of the GNU General Public License "or any later version" applies to it, you have the option of following the terms and conditions either of that numbered version or of any later version published by the Free Software Foundation. If the Program does not specify a version number of the GNU General Public License, you may choose any version ever published by the Free Software Foundation.

If the Program specifies that a proxy can decide which future versions of the GNU General Public License can be used, that proxy's public statement of acceptance of a version permanently authorizes you to choose that version for the Program.

Later license versions may give you additional or different permissions. However, no additional obligations are imposed on any author or copyright holder as a result of your choosing to follow a later version.

15. Disclaimer of Warranty.

THERE IS NO WARRANTY FOR THE PROGRAM, TO THE EXTENT PERMITTED BY APPLICABLE LAW. EXCEPT WHEN OTHERWISE STATED IN WRITING THE COPYRIGHT HOLDERS AND/OR OTHER PARTIES PROVIDE THE PROGRAM "AS IS" WITHOUT WARRANTY OF ANY KIND, EITHER EXPRESSED OR IMPLIED, INCLUDING, BUT NOT LIMITED TO, THE IMPLIED WARRANTIES OF MERCHANTABILITY AND FITNESS FOR A PARTICULAR

PURPOSE. THE ENTIRE RISK AS TO THE QUALITY AND PERFORMANCE OF THE PROGRAM IS WITH YOU. SHOULD THE PROGRAM PROVE DEFECTIVE, YOU ASSUME THE COST OF ALL NECESSARY SERVICING, REPAIR OR CORRECTION.

16. Limitation of Liability.

IN NO EVENT UNLESS REQUIRED BY APPLICABLE LAW OR AGREED TO IN WRITING WILL ANY COPYRIGHT HOLDER, OR ANY OTHER PARTY WHO MODIFIES AND/OR CONVEYS THE PROGRAM AS PERMITTED ABOVE, BE LIABLE TO YOU FOR DAMAGES, INCLUDING ANY GENERAL, SPECIAL, INCIDENTAL OR CONSEQUENTIAL DAMAGES ARISING OUT OF THE USE OR INABILITY TO USE THE PROGRAM (INCLUDING BUT NOT LIMITED TO LOSS OF DATA OR DATA BEING RENDERED INACCURATE OR LOSSES SUSTAINED BY YOU OR THIRD PARTIES OR A FAILURE OF THE PROGRAM TO OPERATE WITH ANY OTHER PROGRAMS), EVEN IF SUCH HOLDER OR OTHER PARTY HAS BEEN ADVISED OF THE POSSIBILITY OF SUCH DAMAGES.

17. Interpretation of Sections 15 and 16.

If the disclaimer of warranty and limitation of liability provided above cannot be given local legal effect according to their terms, reviewing courts shall apply local law that most closely approximates an absolute waiver of all civil liability in connection with the Program, unless a warranty or assumption of liability accompanies a copy of the Program in return for a fee.

END OF TERMS AND CONDITIONS

How to Apply These Terms to Your New Programs

If you develop a new program, and you want it to be of the greatest possible use to the public, the best way to achieve this is to make it free software which everyone can redistribute and change under these terms.

To do so, attach the following notices to the program. It is safest to attach them to the start of each source file to most effectively

state the exclusion of warranty; and each file should have at least the "copyright" line and a pointer to where the full notice is found.

```
<one line to give the program's name and a brief idea of what it does.>  
Copyright (C) <year> <name of author>
```

This program is free software: you can redistribute it and/or modify it under the terms of the GNU General Public License as published by the Free Software Foundation, either version 3 of the License, or (at your option) any later version.

This program is distributed in the hope that it will be useful, but WITHOUT ANY WARRANTY; without even the implied warranty of MERCHANTABILITY or FITNESS FOR A PARTICULAR PURPOSE. See the GNU General Public License for more details.

You should have received a copy of the GNU General Public License along with this program. If not, see [<http://www.gnu.org/licenses/>](http://www.gnu.org/licenses/).

Also add information on how to contact you by electronic and paper mail.

If the program does terminal interaction, make it output a short notice like this when it starts in an interactive mode:

```
<program> Copyright (C) <year> <name of author>  
This program comes with ABSOLUTELY NO WARRANTY; for details type 'show w'.  
This is free software, and you are welcome to redistribute it  
under certain conditions; type 'show c' for details.
```

The hypothetical commands 'show w' and 'show c' should show the appropriate parts of the General Public License. Of course, your program's commands might be different; for a GUI interface, you would use an "about box".

You should also get your employer (if you work as a programmer) or school, if any, to sign a "copyright disclaimer" for the program, if necessary.

## *C Licenses*

For more information on this, and how to apply and follow the GNU GPL, see [<http://www.gnu.org/licenses/>](http://www.gnu.org/licenses/).

The GNU General Public License does not permit incorporating your program into proprietary programs. If your program is a subroutine library, you may consider it more useful to permit linking proprietary applications with the library. If this is what you want to do, use the GNU Lesser General Public License instead of this License. But first, please read [<http://www.gnu.org/philosophy/why-not-lgpl.html>](http://www.gnu.org/philosophy/why-not-lgpl.html).

## D Pint unit definitions

Pint is available under the License in C.1.

### D.1 pint/constants\_en.txt

Listing D.1: pint/constants\_en.txt

```
1 # Default Pint constants definition file
2 # Based on the International System of Units
3 # Language: english
4 # Source: http://physics.nist.gov/cuu/Constants/Table/allascii.txt
5 # :copyright: 2013 by Pint Authors, see AUTHORS for more details.
6
7 speed_of_light = 299792458 * meter / second = c
8 standard_gravity = 9.806650 * meter / second ** 2 = g_0 = g_n =
   gravity
9 vacuum_permeability = 4 * pi * 1e-7 * newton / ampere ** 2 = mu_0
   = magnetic_constant
10 vacuum_permittivity = 1 / (mu_0 * c **2 ) = epsilon_0 =
   electric_constant
11 Z_0 = mu_0 * c = impedance_of_free_space =
   characteristic_impedance_of_vacuum
12
13 # 0.000 000 29 e-34
14 planck_constant = 6.62606957e-34 J s = h
15 hbar = planck_constant / (2 * pi) = ħ
16
17 # 0.000 80 e-11
18 newtonian_constant_of_gravitation = 6.67384e-11 m^3 kg^-1 s^-2
19
20 # 0.000 000 035 e-19
21 # elementary_charge = 1.602176565e-19 C = e
22
23 # 0.000 0075
24 molar_gas_constant = 8.3144621 J mol^-1 K^-1 = R
25
26 # 0.000 000 0024 e-3
27 fine_structure_constant = 7.2973525698e-3
28
29 # 0.000 000 27 e23
30 avogadro_number = 6.02214129e23 mol^-1 = N_A
```

## D Pint unit definitions

```
31 |
32 | # 0.000 0013 e-23
33 | boltzmann_constant = 1.3806488e-23 J K^-1 = k
34 |
35 | # 0.000 021 e-8
36 | stefan_boltzmann_constant = 5.670373e-8 W m^-2 K^-4 =  $\sigma$ 
37 |
38 | # 0.000 0053 e10
39 | wien_frequency_displacement_law_constant = 5.8789254e10 Hz K^-1
40 |
41 | # 0.000 055
42 | rydberg_constant = 10973731.568539 m^-1
43 |
44 | # 0.000 000 40 e-31
45 | electron_mass = 9.10938291e-31 kg = m_e
46 |
47 | # 0.000 000 074 e-27
48 | neutron_mass = 1.674927351e-27 kg = m_n
49 |
50 | # 0.000 000 074 e-27
51 | proton_mass = 1.672621777e-27 kg = m_p
```

## D.2 pint/default\_en.txt

Listing D.2: pint/default\_en.txt

```
1 | # Default Pint units definition file
2 | # Based on the International System of Units
3 | # Language: english
4 | # :copyright: 2013 by Pint Authors, see AUTHORS for more details.
5 |
6 | # decimal prefixes
7 | yocto- = 1e-24 = y-
8 | zepto- = 1e-21 = z-
9 | atto- = 1e-18 = a-
10 | femto- = 1e-15 = f-
11 | pico- = 1e-12 = p-
12 | nano- = 1e-9 = n-
13 | micro- = 1e-6 = u-
14 | milli- = 1e-3 = m-
15 | centi- = 1e-2 = c-
16 | deci- = 1e-1 = d-
17 | deca- = 1e+1 = da-
18 | hecto- = 1e2 = h-
19 | kilo- = 1e3 = k-
20 | mega- = 1e6 = M-
21 | giga- = 1e9 = G-
22 | tera- = 1e12 = T-
23 | peta- = 1e15 = P-
```

```

24 | exa- = 1e18 = E-
25 | zetta- = 1e21 = Z-
26 | yotta- = 1e24 = Y-
27 |
28 | # binary_prefixes
29 | kibi- = 2**10 = Ki-
30 | mebi- = 2**20 = Mi-
31 | gibi- = 2**30 = Gi-
32 | tebi- = 2**40 = Ti-
33 | pebi- = 2**50 = Pi-
34 | exbi- = 2**60 = Ei-
35 | zebi- = 2**70 = Zi-
36 | yobi- = 2**80 = Yi-
37 |
38 | # reference
39 | meter = [length] = m = metre
40 | second = [time] = s = sec
41 | ampere = [current] = A = amp
42 | candela = [luminosity] = cd = candle
43 | gram = [mass] = g
44 | mole = [substance] = mol
45 | kelvin = [temperature]; offset: 0 = K = degK
46 | radian = [] = rad
47 | bit = []
48 | count = []
49 |
50 | @import constants_en.txt
51 |
52 | # acceleration
53 | [acceleration] = [length] / [time] ** 2
54 |
55 | # Angle
56 | turn = 2 * pi * radian = revolution = cycle = circle
57 | degree = pi / 180 * radian = deg = arcdeg = arcdegree =
    |         angular_degree
58 | arcminute = arcdeg / 60 = arcmin = arc_minute = angular_minute
59 | arcsecond = arcmin / 60 = arcsec = arc_second = angular_second
60 | steradian = radian ** 2 = sr
61 |
62 | # Area
63 | [area] = [length] ** 2
64 | are = 100 * m**2
65 | barn = 1e-28 * m ** 2 = b
66 | cmil = 5.067075e-10 * m ** 2 = circular_mils
67 | darcy = 9.869233e-13 * m ** 2
68 | acre = 4046.8564224 * m ** 2 = international_acre
69 | US_survey_acre = 160 * rod ** 2
70 |
71 | # EM
72 | esu = 1 * erg**0.5 * centimeter**0.5 = statcoulombs = statC =
    |         franklin = Fr
73 | esu_per_second = 1 * esu / second = statampere

```

## D Pint unit definitions

```
74 ampere_turn = 1 * A
75 gilbert = 10 / (4 * pi) * ampere_turn
76 coulomb = ampere * second = C
77 volt = joule / coulomb = V
78 farad = coulomb / volt = F
79 ohm = volt / ampere
80 siemens = ampere / volt = S = mho
81 weber = volt * second = Wb
82 tesla = weber / meter ** 2 = T
83 henry = weber / ampere = H
84 elementary_charge = 1.602176487e-19 * coulomb = e
85 chemical_faraday = 9.64957e4 * coulomb
86 physical_faraday = 9.65219e4 * coulomb
87 faraday = 96485.3399 * coulomb = C12_faraday
88 gamma = 1e-9 * tesla
89 gauss = 1e-4 * tesla
90 maxwell = 1e-8 * weber = mx
91 oersted = 1000 / (4 * pi) * A / m = Oe
92 statfarad = 1.112650e-12 * farad = statF = stF
93 stathenry = 8.987554e11 * henry = statH = stH
94 statmho = 1.112650e-12 * siemens = statS = stS
95 statohm = 8.987554e11 * ohm
96 statvolt = 2.997925e2 * volt = statV = stV
97 unit_pole = 1.256637e-7 * weber
98
99 # Energy
100 [energy] = [force] * [length]
101 joule = newton * meter = J
102 erg = dyne * centimeter
103 btu = 1.05505585262e3 * joule = Btu = BTU = british_thermal_unit
104 eV = 1.60217653e-19 * J = electron_volt
105 thm = 100000 * BTU = therm = EC_therm
106 cal = 4.184 * joule = calorie = thermochemical_calorie
107 international_steam_table_calorie = 4.1868 * joule
108 ton_TNT = 4.184e9 * joule = tTNT
109 US_therm = 1.054804e8 * joule
110 watt_hour = watt * hour = Wh = watthour
111 E_h = 4.35974394e-18 * joule = hartree = hartree_energy
112
113 # Force
114 [force] = [mass] * [acceleration]
115 newton = kilogram * meter / second ** 2 = N
116 dyne = gram * centimeter / second ** 2 = dyn
117 force_kilogram = g_0 * kilogram = kgf = kilogram_force = pond
118 force_gram = g_0 * gram = gf = gram_force
119 force_ounce = g_0 * ounce = ozf = ounce_force
120 force_pound = g_0 * lb = lbf = pound_force
121 force_ton = 2000 * force_pound = ton_force
122 poundal = lb * feet / second ** 2 = pdl
123 kip = 1000*lbf
124
125 # Frequency
```



```

126 [frequency] = 1 / [time]
127 hertz = 1 / second = Hz = rps
128 revolutions_per_minute = revolution / minute = rpm
129 counts_per_second = count / second = cps
130
131 # Heat
132 #RSI = degK * meter ** 2 / watt
133 #clo = 0.155 * RSI = clos
134 #R_value = foot ** 2 * degF * hour / btu
135
136 # Information
137 byte = 8 * bit = Bo = octet
138 baud = bit / second = Bd = bps
139
140 # Length
141 angstrom = 1e-10 * meter
142 inch = 2.54 * centimeter = in = international_inch = inches =
    international_inches
143 foot = 12 * inch = ft = international_foot = feet =
    international_feet
144 mile = 5280 * foot = mi = international_mile
145 yard = 3 * feet = yd = international_yard
146 mil = inch / 1000 = thou
147 parsec = 3.08568025e16 * meter = pc
148 light_year = speed_of_light * julian_year = ly = lightyear
149 astronomical_unit = 149597870691 * meter = au
150 nautical_mile = 1.852e3 * meter = nmi
151 printers_point = 127 * millimeter / 360 = point
152 printers_pica = 12 * printers_point = pica
153 US_survey_foot = 1200 * meter / 3937
154 US_survey_yard = 3 * US_survey_foot
155 US_survey_mile = 5280 * US_survey_foot = US_statute_mile
156 rod = 16.5 * US_survey_foot = pole = perch
157 furlong = 660 * US_survey_foot
158 fathom = 6 * US_survey_foot
159 chain = 66 * US_survey_foot
160 barleycorn = inch / 3
161 arpentlin = 191.835 * feet
162 kayser = 1 / centimeter = wavenumber
163
164 # Mass
165 dram = oz / 16 = dr = avoirdupois_dram
166 ounce = 28.349523125 * gram = oz = avoirdupois_ounce
167 pound = 0.45359237 * kilogram = lb = avoirdupois_pound
168 stone = 14 * lb = st
169 carat = 200 * milligram
170 grain = 64.79891 * milligram = gr
171 long_hundredweight = 112 * lb
172 short_hundredweight = 100 * lb
173 metric_ton = 1000 * kilogram = t = tonne
174 pennyweight = 24 * gram = dwt
175 slug = 14.59390 * kilogram

```

## D Pint unit definitions

```
176 troy_ounce = 480 * gram = toz = apounce = apothecary_ounce
177 troy_pound = 12 * toz = tlb = appound = apothecary_pound
178 drachm = 60 * gram = apdram = apothecary_dram
179 atomic_mass_unit = 1.660538782e-27 * kilogram = u = amu = dalton
    = Da
180 scruple = 20 * gram
181 bag = 94 * lb
182 ton = 2000 * lb = short_ton
183
184 # Textile
185 denier = gram / (9000 * meter)
186 tex = gram / (1000 * meter)
187 dtex = decitex
188
189 # Power
190 [power] = [energy] / [time]
191 watt = joule / second = W = volt_ampere = VA
192 horsepower = 33000 * ft * lbf / min = hp = UK_horsepower =
    British_horsepower
193 boiler_horsepower = 33475 * btu / hour
194 metric_horsepower = 75 * force_kilogram * meter / second
195 electric_horsepower = 746 * watt
196 hydraulic_horsepower = 550 * feet * lbf / second
197 refrigeration_ton = 12000 * btu / hour = ton_of_refrigeration
198
199 # Pressure
200 [pressure] = [force] / [area]
201 Hg = gravity * 13.59510 * gram / centimeter ** 3 = mercury =
    conventional_mercury
202 mercury_60F = gravity * 13.5568 * gram / centimeter ** 3
203 H2O = gravity * 1000 * kilogram / meter ** 3 = h2o = water =
    conventional_water
204 water_4C = gravity * 999.972 * kilogram / meter ** 3 = water_39F
205 water_60F = gravity * 999.001 * kilogram / m ** 3
206 pascal = newton / meter ** 2 = Pa
207 bar = 100000 * pascal
208 atmosphere = 101325 * pascal = atm = standard_atmosphere
209 technical_atmosphere = kilogram * gravity / centimeter ** 2 = at
210 torr = atm / 760
211 psi = pound * gravity / inch ** 2 = pound_force_per_square_inch
212 ksi = kip / inch ** 2 = kip_per_square_inch
213 barye = 0.1 * newton / meter ** 2 = barie = barad = barrie = baryd
    = Ba
214 mmHg = millimeter * Hg = mm_Hg = millimeter_Hg = millimeter_Hg_OC
215 cmHg = centimeter * Hg = cm_Hg = centimeter_Hg
216 inHg = inch * Hg = in_Hg = inch_Hg = inch_Hg_32F
217 inch_Hg_60F = inch * mercury_60F
218 inch_H2O_39F = inch * water_39F
219 inch_H2O_60F = inch * water_60F
220 footH2O = ft * water
221 cmH2O = centimeter * water
222 foot_H2O = ft * water = ftH2O
```

```

223 standard_liter_per_minute = 1.68875 * Pa * m ** 3 / s = slpm = slm
224
225 # Radiation
226 Bq = Hz = becquerel
227 curie = 3.7e10 * Bq = Ci
228 rutherford = 1e6*Bq = rd = Rd
229 Gy = joule / kilogram = gray = Sv = sievert
230 rem = 1e-2 * sievert
231 rads = 1e-2 * gray
232 roentgen = 2.58e-4 * coulomb / kilogram
233
234 # Temperature
235 degC = kelvin; offset: 273.15 = celsius
236 degR = 5 / 9 * kelvin; offset: 0 = rankine
237 degF = 5 / 9 * kelvin; offset: 255.372222 = fahrenheit
238
239 # Time
240 minute = 60 * second = min
241 hour = 60 * minute = hr
242 day = 24 * hour
243 week = 7 * day
244 fortnight = 2 * week
245 year = 31556925.9747 * second
246 month = year/12
247 shake = 1e-8 * second
248 sidereal_day = day / 1.00273790935079524
249 sidereal_hour = sidereal_day/24
250 sidereal_minute=sidereal_hour/60
251 sidereal_second =sidereal_minute/60
252 sidereal_year = 366.25636042 * sidereal_day
253 sidereal_month = 27.321661 * sidereal_day
254 tropical_month = 27.321661 * day
255 synodic_month = 29.530589 * day = lunar_month
256 common_year = 365 * day
257 leap_year = 366 * day
258 julian_year = 365.25 * day
259 gregorian_year = 365.2425 * day
260 millenium = 1000 * year = millenia = milenia = milenium
261 eon = 1e9 * year
262 work_year = 2056 * hour
263 work_month = work_year/12
264
265 # Velocity
266 [speed] = [length] / [time]
267 knot = nautical_mile / hour = kt = knot_international =
      international_knot = nautical_miles_per_hour
268 mph = mile / hour = MPH
269 kph = kilometer / hour = KPH
270
271 # Viscosity
272 [viscosity] = [pressure] * [time]
273 poise = 1e-1 * Pa * second = P

```

## D Pint unit definitions

```
274 stokes = 1e-4 * meter ** 2 / second = St
275 rhe = 10 / (Pa * s)
276
277 # Volume
278 [volume] = [length] ** 3
279 liter = 1e-3 * m ** 3 = l = L = litre
280 cc = centimeter ** 3 = cubic_centimeter
281 stere = meter ** 3
282 gross_register_ton = 100 * foot ** 3 = register_ton = GRT
283 acre_foot = acre * foot = acre_feet
284 board_foot = foot ** 2 * inch = FBM
285 bushel = 2150.42 * inch ** 3 = bu = US_bushel
286 dry_gallon = bushel / 8 = US_dry_gallon
287 dry_quart = dry_gallon / 4 = US_dry_quart
288 dry_pint = dry_quart / 2 = US_dry_pint
289 gallon = 231 * inch ** 3 = liquid_gallon = US_liquid_gallon
290 quart = gallon / 4 = liquid_quart = US_liquid_quart
291 pint = quart / 2 = pt = liquid_pint = US_liquid_pint
292 cup = pint / 2 = liquid_cup = US_liquid_cup
293 gill = cup / 2 = liquid_gill = US_liquid_gill
294 floz = gill / 4 = fluid_ounce = US_fluid_ounce = US_liquid_ounce
295 imperial_bushel = 36.36872 * liter = UK_bushel
296 imperial_gallon = imperial_bushel / 8 = UK_gallon
297 imperial_quart = imperial_gallon / 4 = UK_quart
298 imperial_pint = imperial_quart / 2 = UK_pint
299 imperial_cup = imperial_pint / 2 = UK_cup
300 imperial_gill = imperial_cup / 2 = UK_gill
301 imperial_floz = imperial_gill / 5 = UK_fluid_ounce =
    imperial_fluid_ounce
302 barrel = 42 * gallon = bbl
303 tablespoon = floz / 2 = tbsp = Tbsp = Tblsp = tblsp = tbs = Tbl
304 teaspoon = tablespoon / 3 = tsp
305 peck = bushel / 4 = pk
306 fluid_dram = floz / 8 = fldr = fluidram
307 firkin = barrel / 4
308
309
310 @context(n=1) spectroscopy = sp
311     # n index of refraction of the medium.
312     [length] <-> [frequency]: speed_of_light / n / value
313     [frequency] -> [energy]: planck_constant * value
314     [energy] -> [frequency]: value / planck_constant
315 @end
316
317 @context boltzmann
318     [temperature] -> [energy]: boltzmann_constant * value
319     [energy] -> [temperature]: value / boltzmann_constant
320 @end
```

# Erklärung

Ich versichere, dass ich diese Arbeit selbstständig verfasst habe und keine anderen als die angegebenen Quellen und Hilfsmittel benutzt habe.

Winnen, den 31. Juli 2015

(André-Patrick Bubel)