

# THE IMPACT OF A SUPERNOVA REMNANT ON FAST RADIO BURSTS

ANTHONY L. PIRO

Carnegie Observatories, 813 Santa Barbara Street, Pasadena, CA 91101, USA; piro@obs.carnegiescience.edu

*Submitted for publication in The Astrophysical Journal Letters*

## ABSTRACT

Fast radio bursts (FRBs) are millisecond bursts of radio radiation that appear to come from cosmological distances. Although their progenitors remain mysterious, the timescales and energetics of the events have lead to many theories associating FRBs with young neutron stars. Motivated by this, I explore the interaction of FRBs with young supernova remnants (SNRs), and I discuss the potential observational consequences and constraints of such a scenario. As the SN ejecta plows into the interstellar medium (ISM), a reverse shock is generated that passes back through the material and ionizes it. This leads to a dispersion measure (DM) associated with the SNR as well as a time derivative for DM. Times when DM is high are generally overshadowed by free-free absorption, which, depending on the mass of the ejecta and the density of the ISM, may be probed at frequencies of 400 MHz to 1.4 GHz on timescales of  $\sim 100 - 500$  yrs after the SN. Magnetic fields generated at the reverse shock may be high enough to explain Faraday rotation that has been measured for one FRB. If FRBs are powered by the spin energy of a young NS (rather than magnetic energy), the NS must have a short spin of  $\lesssim 2$  ms and a magnetic field  $\lesssim 10^{12}$  G to both reproduce the energetics of FRBs and not spin down too quickly while the SNR is still optically thick at radio frequencies.

*Subject headings:* pulsars: general — stars: magnetic fields — stars: neutron — radio continuum: general

## 1. INTRODUCTION

Fast radio bursts (FRBs) are millisecond bursts of radio radiation that have been discovered in pulsar surveys (Lorimer et al. 2007; Keane et al. 2012; Thornton et al. 2013; Ravi et al. 2015). They are generally thought to be occurring at cosmological distances (see discussions in Kulkarni et al. 2014; Luan & Goldreich 2014; Katz 2016, and references therein), with an incredible rate of  $\sim 10^4$  FRBs on the sky per day (Rane et al. 2016). Thus far, there has been no astrophysical object or event definitively connected to FRBs, which has inspired a large number of theoretical studies to solve the mystery of identifying their progenitor (perhaps more than the total number of FRBs now detected). This includes neutron stars (NSs) collapsing to black holes (BHs, Falcke & Rezzolla 2014), asteroids and comets falling onto NSs (Geng & Huang 2015; Dai et al. 2016), giant pulses or bursts from various age and magnetic field strength NSs (Cordes & Wasserman 2016; Connor et al. 2016; Lyutikov et al. 2016), circumnuclear magnetars (Pen & Connor 2015), flaring stars (Loeb et al. 2014), merging charged BHs (Zhang 2016), white dwarf mergers (Kashiyama et al. 2013), and magnetic NS mergers (Hansen & Lyutikov 2001; Piro 2012; Wang et al. 2016).

One of the most constraining properties of FRBs is that at least one is repetitive with 17 bursts over almost 3 years (Spitler et al. 2014, 2016; Scholz et al. 2016). It is still not clear whether other FRBs repeat like this, but if they do it would be difficult to reconcile with any catastrophic scenario. This has inspired a range of discussions on whether FRBs might be related to soft gamma-ray repeaters (SGRs, Kulkarni et al. 2014, 2015; Lyubarsky 2014) or giants pulses from young pulsars (Katz 2015; Cordes & Wasserman 2016; Lyutikov et al. 2016). In such cases, the supernova remnant (SNR) that was generated in the event that made this NS may still be present, and it may affect the ability of radio waves to propagate out of the system.

Motivated by this, here I study the impact of SNRs on the propagation of FRBs generated within their interiors. In Sec-

tion 2, I describe the general properties of the SNR and then use this to calculate the interaction of SNRs with FRBs. In Section 3, I revisit young NS models in which the spin energy is meant to power the FRB, and I discuss the additional constraints places by the conclusions here. In Section 4, I summarize my main results and discuss potential future work.

## 2. SUPERNOVA REMNANT EVOLUTION AND IMPACT

As an SN expands and cools, the material recombines over the timescale of  $\sim$  months to a  $\sim$  year. This would be great for the propagation of radio emission from an FRB-producing NS down in the center of the ejecta, but unfortunately this situation does not last. The interaction of the SNR with the interstellar medium (ISM) creates a reverse shock that passes back through the ejecta. This shock reaches temperatures sufficient to reionize the material, producing free electrons that can now once again disperse radio emission. The key is to understand what timescales this should be occurring over with respect to when FRBs are expected to be generated.

### 2.1. Supernova Remnant Properties

To investigate this general picture, I make use of the analytic models presented in McKee & Truelove (1995). Here I summarize the main features that are relevant for this work. Consider an explosion with energy  $E$  and ejecta mass  $M_{\text{ej}}$ . The remnant goes through two main stages: (1) the ejecta dominated stage where the ejecta is still moving out at roughly the velocity set by the SN, and (2) the Sedov-Taylor stage when the ejecta begins to slow from interaction with the ISM. The latter begins when the swept up mass is roughly 1.5 times the ejecta mass and on a timescale

$$t_{\text{ST}} = 1.4 \times 10^3 E_{51}^{-1/2} M_{10}^{5/6} n_0^{-1/3} \text{ yr}, \quad (1)$$

where  $E_{51} = E/10^{51}$  erg,  $M_{10} = M_{\text{ej}}/10 M_{\odot}$ , and  $n_0$  is the number density of the ISM. Also associated with this is a characteristic lengthscale,

$$R_{\text{ST}} = 4.8 M_{10}^{1/3} n_0^{-1/3} \text{ pc}, \quad (2)$$

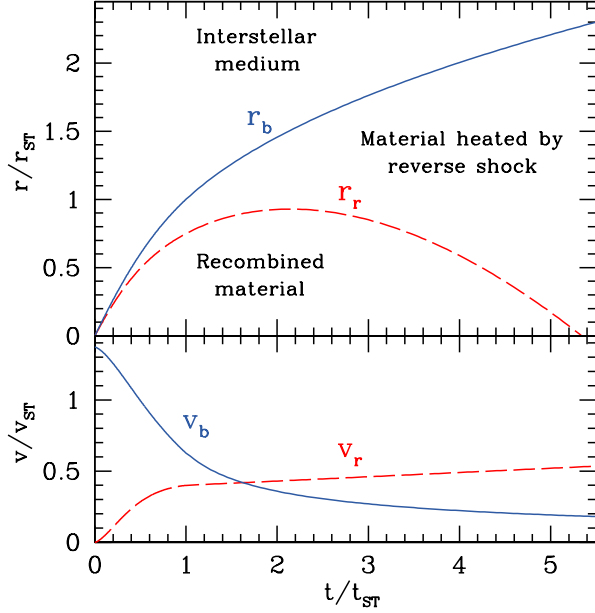


FIG. 1.— The evolution of an SNR using the analytic solutions from McKee & Truelove (1995). The values  $t_{ST}$ ,  $r_{ST}$ , and  $v_{ST}$  summarize the main properties of the Sedov-Taylor phase, as described in the text below. In the top panel, the radii of the blastwave  $r_b$  and reverse shock  $r_r$  are plotted. The general picture is that material between these two radii has been shock heated sufficiently for ionization and contributes to dispersing radio waves. The bottom panel summarizes the blastwave shock velocity  $v_b$ , and the velocity of the reverse shock in the rest frame of the unshocked ejecta just ahead of it  $v_r$ .

and velocity,

$$v_{ST} = R_{ST}/t_{ST} = 3.3 \times 10^3 E_{51}^{1/2} M_{10}^{-1/2} \text{ km s}^{-1}. \quad (3)$$

The main features of the analytic solutions are summarized in Figure 1. Here  $r_b$  represents the radius of the blastwave radius,  $r_r$  is the radius of the reverse shock,  $v_b$  is the blastwave shock velocity, and  $v_r$  is the velocity of the reverse shock in the rest frame of the unshocked ejecta just ahead of it. Given these dimensionless solutions, the properties of the SNR can be rescaled for consideration of any specific SN scenario.

One of the key aspects of the ejecta for propagation of radio waves is its temperature. The characteristic scale of the temperature of the shocked gas is

$$T_{TS} = \frac{3\mu m_p}{16k_B} v_{ST}^2 = 1.5 \times 10^8 E_{51} M_{10}^{-1} \text{ K}, \quad (4)$$

where  $\mu$  is the mean molecular weight,  $m_p$  is the proton mass, and  $k_B$  is Boltzmann's constant. This generally shows that the temperatures are sufficient to ionize the gas. The postshock temperatures for the blastwave and reverse shock are

$$T_b = (v_b/v_{ST})^2 T_{ST}, \quad (5)$$

and

$$T_r = (v_r/v_{ST})^2 T_{ST}, \quad (6)$$

respectively. These are plotted in Figure 2 for a range of  $M_{ej}$  and  $n_0$ . The two mass choices of  $3 M_\odot$  and  $10 M_\odot$  are meant to roughly represent stripped and non-stripped SNe, respectively. Generally speaking, a smaller  $n_0$  results in a cooler reverse shock temperature. A larger  $M_{ej}$  results in smaller temperatures overall.

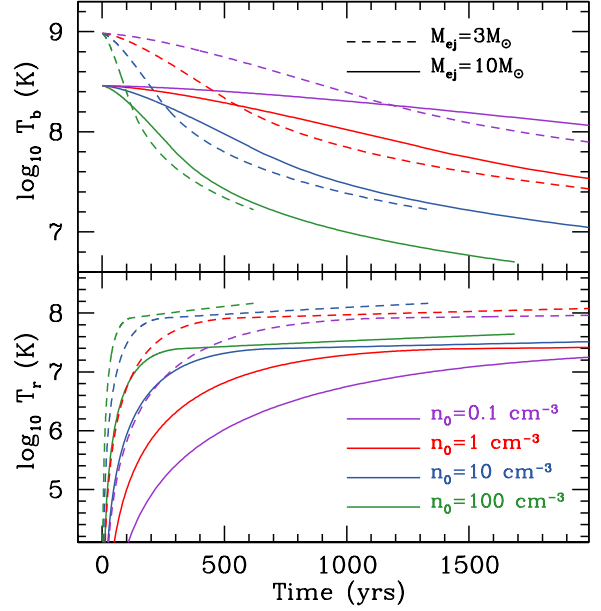


FIG. 2.— Postshock temperatures for the blastwave  $T_b$  (upper panel) and the reverse shock  $T_r$  (bottom panel) for  $M_{ej} = 3 M_\odot$  (dashed lines) and  $10 M_\odot$  (solid lines). The colors indicate the density of the ISM with  $n_0 = 0.1 \text{ cm}^{-3}$  (purple),  $1 \text{ cm}^{-3}$  (red),  $10 \text{ cm}^{-3}$  (blue), and  $100 \text{ cm}^{-3}$  (green). Lines are only plotted up to the end of the Sedov-Taylor phase, which occurs at a time  $\approx 5.3 t_{ST}$ .

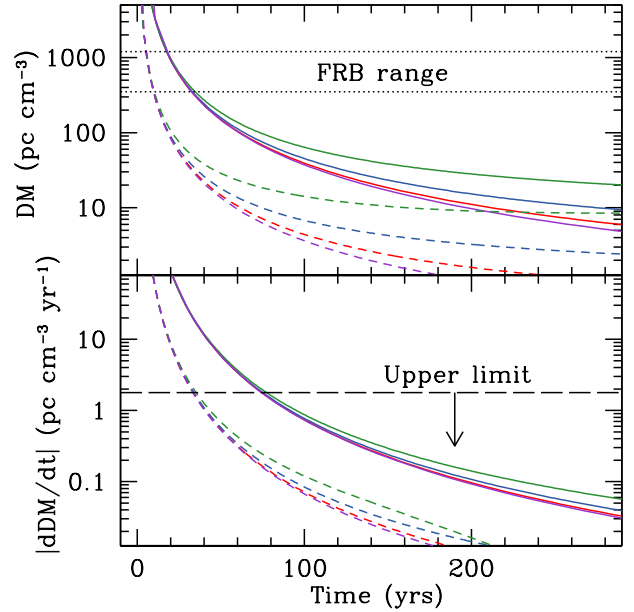


FIG. 3.— The DM (upper panel) and its derivative  $dDM/dt$  (bottom panel) for the same set of models plotted in Figure 2. In the upper panel, I also include the range of DM values typically seen for FRBs of  $350 - 1200 \text{ pc cm}^{-3}$  (black, dotted lines). In the bottom panel, I note limits on the change in the DM of the repeating FRB 121102, which I estimate as  $\lesssim 2 \text{ pc cm}^{-3} \text{ yr}^{-1}$  (black, dashed line).

## 2.2. Dispersion Measure and Faraday Rotation

With this general picture in mind, one can now estimate how FRBs will be impacted by the remnant. The first consideration is the dispersion measure (DM) added by the SNR. If I only consider regions that have been reionized by the reverse

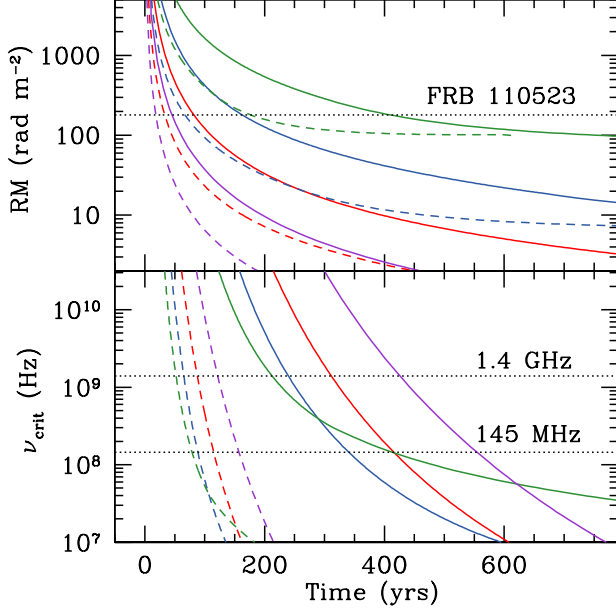


FIG. 4.— The upper panel plots the RM calculated using Equation (8) and a magnetic field set to equipartition with  $\epsilon_B = 0.1$ . The models are the same as in Figure 2. This shows that the Faraday rotation seen for at least one FRB could be explained from the magnetic field in the SNR. In the lower panel I plot the critical frequency  $\nu_{\text{crit}}$ , below which radio emission cannot escape the SNR. Horizontal dotted lines indicate a range of frequencies that radio transient searches will probe.

shock, then

$$\text{DM} = n_e \Delta r, \quad (7)$$

where  $n_e = 3M_{\text{ej}}/(4\pi r_b^3 \mu_e m_p)$  is the electron number density, with  $\mu_e$  the mean molecular weight per electron and  $\Delta r = r_b - r_r$ . This is summarized in the upper panel of Figure 3 for a range of models. This generally shows that  $n_0$  plays less of a role than  $M_{\text{ej}}$  on the timescales where the DM is large since  $t \lesssim t_{\text{ST}}$ . Nevertheless, the SNR can contribute  $\sim 10\%$  of the DM on a timescale of  $\sim 100$  yrs. The bottom panel of Figure 3 shows the derivative  $d\text{DM}/dt$ . Detection of a decreasing DM may be a way to infer the presence of material local to the FRB even when the SNR DM does not dominate. As a comparison, I consider the repeating burst FRB 121102. Given the error estimate for the DM measured over the few years this burst repeated (Spitler et al. 2014, 2016; Scholz et al. 2016), I estimate that the derivative is probably  $\lesssim 2 \text{ pc cm}^{-3} \text{ yr}^{-1}$ .

Magnetic fields generated within the SNR can also have an observable impact on the FRB by generating Faraday rotation. In fact, Masui et al. (2015) find a rotation measure  $\text{RM} = -186.1 \text{ rad m}^{-2}$  for one FRB. This is related to the DM by

$$\text{RM} = \frac{e^3 B}{2\pi m_e^2 c^4} \text{DM}, \quad (8)$$

where  $B$  is the magnetic field the radiation is passing through. To set the magnetic field, I assume that it is roughly in equipartition with the reverse shock. This results in  $B \approx (4\pi\epsilon_B \rho v_r^2)^{1/2}$ , where  $\rho$  is the density and  $\epsilon_B$  is a parameter that sets how much of the shock energy goes into the magnetic field. The resulting values of RM are plotted in the upper panel of Figure 4. As a comparison, the RM from FRB 110523 is also indicated (Masui et al. 2015). This shows that this RM could be reasonably explained by SNR magnetic

fields. A large range of other values for RM are also possible, which will hopefully be explored by future FRB observations.

### 2.3. Free-free Absorption

An especially important way in which the SNR can impact the FRB is through free-free absorption. For radiation at frequencies  $h\nu \ll k_B T_r$ , the absorption coefficient is (Rybicki & Lightman 1979)

$$\alpha_{\text{ff}} = 1.9 \times 10^{-2} T_r^{-3/2} Z^2 n_e n_i \nu^{-2} g_{\text{ff}} \text{ cm}^{-1}, \quad (9)$$

where  $Z$  is the average charge per ion,  $n_i$  is the ion number density,  $g_{\text{ff}} \sim 1$  is the Gaunt factor, and all quantities are in cgs units. Note I use the reverse shock temperature  $T_r$ , since this will be setting the temperature for most of the ionized SNR material. Setting  $\alpha \Delta r = 1$ , I solve for the critical frequency  $\nu_{\text{crit}}$ , below which radio radiation will not escape.

The results for  $\nu_{\text{crit}}$  are summarized in the lower panel of Figure 4. This shows that free-free absorption can dominate on timescales of  $\sim 100 - 500$  yrs, which will probably make it difficult to measure the DM and its derivative as summarized previously. On the other hand, comparing the upper and lower panels of Figure 4, RM can still be appreciable when free-free absorption is weak. Again  $M_{\text{ej}}$  plays a large role in setting when the emission can escape, but  $n_0$  also has an impact. For smaller  $n_0$ , the reverse shock is weaker, which in turn causes the temperature to be smaller with more associated free-free absorption. This can change the time when radio emission can leave by hundreds of years. If this process explains why low frequency observations have not detected FRBs (Karastergiou et al. 2015; Rowlinson et al. 2016), it would imply NSs younger than  $\approx 600$  yrs old (or even younger depending on the amount of ejecta mass).

## 3. CONSTRAINTS ON NEUTRON STAR PARAMETERS

The calculations in the previous section constrain the NS producing FRBs to be greater than  $\sim 50 - 100$  yrs old at the least and potentially  $\gtrsim 500$  yrs if the ejecta mass is especially large and the ISM density small. What does this imply for the properties of this NS? It is difficult to address the radio emission directly, since even in the case of normal pulsars the radio emission is difficult to derive from first principles. Nevertheless, basic energy and timescale arguments can still be applied (e.g., Lyutikov et al. 2016; Katz 2016).

Here I consider what constraints are placed if the FRB is powered by a NS's spin energy. Consider an NS spinning down due to its magnetic dipole. The amount of energy available in a time  $\Delta t$  is

$$\Delta E(t) = \frac{(B_* R_*)^2 \Omega_i^4 \Delta t}{c^3} \left(1 + \frac{t}{t_{\text{sd}}}\right)^{-2}, \quad (10)$$

where  $B_*$  is the dipole magnetic field,  $R_*$  is the radius,  $\Omega_i$  is the initial spin frequency, and the spin down timescale is

$$t_{\text{sd}} = \frac{I c^3}{2(B_* R_*)^2 \Omega_i^2}, \quad (11)$$

where  $I$  is the NS's moment of inertia.

To produce FRBs powered by the NS spin down,  $\Delta E$  must be sufficiently large and  $t_{\text{sd}}$  must be sufficiently long that the emission is not strongly impacted by free-free absorption. In Figure 5, I present the constraints implied by this. Here I use  $I = 10^{45} \text{ g cm}^2$ ,  $R_* = 10 \text{ km}$ , and  $\Delta t = 10^{-3} \text{ s}$ . The red shaded region indicates where  $\Delta E < 10^{39} \text{ erg}$ , and thus

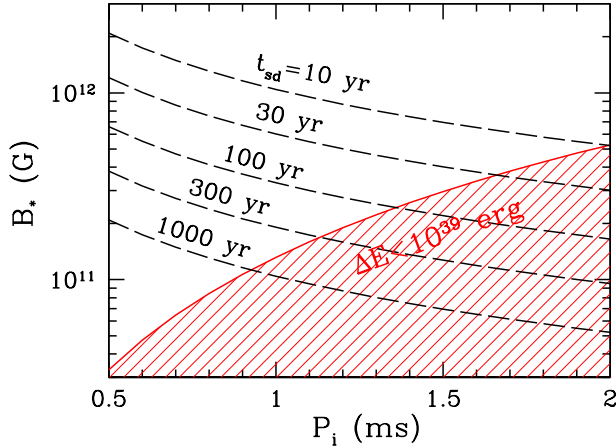


FIG. 5.— Constraints on the possible NS magnetic field  $B_*$  and initial spin period  $P_i$  to produce FRBs powered by the NS spin energy. The red shaded area indicates regions that are disallowed because  $\Delta E < 10^{39}$  erg, where I have used  $\Delta t = 10^{-3}$  s. The black, dashed curves are lines of constant spin down time.

FRBs are not energetically possible. Lines of constant spin down time are labeled. To have  $t_{sd}$  sufficiently long that free-free absorption does not dominate, the NS must have a relatively low magnetic field in the range of  $B_* \approx 10^{11} - 10^{12}$  G. A magnetar strength field of  $\approx 10^{14} - 10^{15}$  G would cause the NS to spin down much too fast, putting out most of its energy when the SNR is still optically thick to radio emission.

#### 4. DISCUSSION AND CONCLUSIONS

I have considered the impact of an SNR on FRBs as a function of the ejecta mass  $M_{ej}$  and ISM density  $n_0$ . The reverse shock generated as ejecta interacts with the ISM heats the SNR, ionizing the material and impacting any potential radio emission coming from within the SNR. This could potentially contribute to the DM of the FRB and add a time dependent component to the DM. These effects are likely difficult to measure because free-free absorption attenuates the radio waves before times of  $\approx 100 - 500$  yrs after the SN. This

timescale scales up with increasing  $M_{ej}$  and down with increasing  $n_0$ . Magnetic fields generated at the reverse shock may produce Faraday rotation on the FRB at a level consistent with one observed RM. Depending on  $M_{ej}$  and  $n_0$ , this can occur late enough that it will not be affected by free-free absorption. A wide range of RM values are expected as summarized in the upper panel Figure 4, and this may provide an additional useful probe of the FRB environment.

Going into the future, detecting  $\nu_{crit}$  as plotted in the lower panel of Figure 4 will be key for constraining the properties of the region around the FRB. The upcoming Canadian Hydrogen Intensity Mapping Experiment (CHIME, Bandura et al. 2014) will be ideally suited to do this since it will collect a large number of FRBs (estimated at  $\sim 1 - 10$  per hour) and be sensitive to a frequency range of 400 – 800 MHz where the free-free absorption is expected to occur. Note though that  $\nu_{crit}$  passes through the radio bands of interest relatively quickly in comparison to the full evolution, which may make finding sources with just the right range of ages challenging.

The combined requirements of a large amount of spin energy and a long spin down time puts tight constraints on the properties of the NS, as summarized in Figure 5. This begs the question of whether the high rate observed for FRBs, one of their most outstanding features, can be met by such stringent conditions. Note that these constraints are specific to spin energy and that bursts from a NS tapping its magnetic energy instead are not constrained in the same way. Perhaps this means that some sort of outburst from a magnetar analogous to SGRs is a better candidate. Constraining the FRB rate, environment, and how often they repeat will be key questions to address in the future. Associating an FRB with a young, star-forming environment would lend strong support for a model similar to as described here. On the other hand, finding an FRB in an old stellar environment would be difficult to reconcile with this picture, and might even indicate that there are multiple progenitors.

I thank the organizers and participants of the UNLV Transients Workshop where much of this work was inspired. I also thank Jonathan Katz for feedback on a previous draft.

#### REFERENCES

- Bandura, K., Addison, G. E., Amiri, M., et al. 2014, in Proc. SPIE, Vol. 9145, Ground-based and Airborne Telescopes V, 914522
- Connor, L., Sievers, J., & Pen, U.-L. 2016, MNRAS, 458, L19
- Cordes, J. M., & Wasserman, I. 2016, MNRAS, 457, 232
- Dai, Z. G., Wang, J. S., Wu, X. F., & Huang, Y. F. 2016, ArXiv e-prints, arXiv:1603.08207
- Falcke, H., & Rezzolla, L. 2014, A&A, 562, A137
- Geng, J. J., & Huang, Y. F. 2015, ApJ, 809, 24
- Hansen, B. M. S., & Lyutikov, M. 2001, MNRAS, 322, 695
- Karastergiou, A., Chennamangalam, J., Armour, W., et al. 2015, MNRAS, 452, 1254
- Kashiyama, K., Ioka, K., & Mészáros, P. 2013, ApJ, 776, L39
- Katz, J. I. 2015, ArXiv e-prints, arXiv:1512.04503
- . 2016, ArXiv e-prints, arXiv:1604.01799
- Keane, E. F., Stappers, B. W., Kramer, M., & Lyne, A. G. 2012, MNRAS, 425, L71
- Kulkarni, S. R., Ofek, E. O., & Neill, J. D. 2015, ArXiv e-prints, arXiv:1511.09137
- Kulkarni, S. R., Ofek, E. O., Neill, J. D., Zheng, Z., & Juric, M. 2014, ApJ, 797, 70
- Loeb, A., Shvartzvald, Y., & Maoz, D. 2014, MNRAS, 439, L46
- Lorimer, D. R., Bailes, M., McLaughlin, M. A., Narkevic, D. J., & Crawford, F. 2007, Science, 318, 777
- Luan, J., & Goldreich, P. 2014, ApJ, 785, L26
- Lyubarsky, Y. 2014, MNRAS, 442, L9
- Lyutikov, M., Burzawa, L., & Popov, S. B. 2016, ArXiv e-prints, arXiv:1603.02891
- Masui, K., Lin, H.-H., Sievers, J., et al. 2015, Nature, 528, 523
- McKee, C. F., & Truelove, J. K. 1995, Phys. Rep., 256, 157
- Pen, U.-L., & Connor, L. 2015, ApJ, 807, 179
- Piro, A. L. 2012, ApJ, 755, 80
- Rane, A., Lorimer, D. R., Bates, S. D., et al. 2016, MNRAS, 455, 2207
- Ravi, V., Shannon, R. M., & Jameson, A. 2015, ApJ, 799, L5
- Rowlinson, A., Bell, M. E., Murphy, T., et al. 2016, MNRAS, 458, 3506
- Rybicki, G. B., & Lightman, A. P. 1979, Radiative processes in astrophysics
- Scholz, P., Spitler, L. G., Hessels, J. W. T., et al. 2016, ArXiv e-prints, arXiv:1603.08880
- Spitler, L. G., Cordes, J. M., Hessels, J. W. T., et al. 2014, ApJ, 790, 101
- Spitler, L. G., Scholz, P., Hessels, J. W. T., et al. 2016, Nature, 531, 202
- Thornton, D., Stappers, B., Bailes, M., et al. 2013, Science, 341, 53
- Wang, J.-S., Yang, Y.-P., Wu, X.-F., Dai, Z.-G., & Wang, F.-Y. 2016, ArXiv e-prints, arXiv:1603.02014
- Zhang, B. 2016, ArXiv e-prints, arXiv:1602.04542