

Modular invariant inflation

Tatsuo Kobayashi^a, Daisuke Nitta^b, Yuko Urakawa^b

a. Department of Physics, Hokkaido University, Sapporo, 060-0810 Japan

b. Department of Physics and Astrophysics, Nagoya University, Chikusa, Nagoya 464-8602, Japan

ABSTRACT: Modular invariance is a striking symmetry in string theory, which may keep stringy corrections under control. In this paper, we investigate a phenomenological consequence of the modular invariance, assuming that this symmetry is preserved as well as in a four dimensional (4D) low energy effective field theory. As a concrete setup, we consider a modulus field T whose contribution in the 4D effective field theory remains invariant under the modular transformation and study inflation driven by T . The modular invariance restricts a possible form of the scalar potential. As a result, large field models of inflation are hardly realized. Meanwhile, a small field model of inflation can be still accommodated in this restricted setup. The scalar potential traced during the slow-roll inflation mimics the hilltop potential V_{ht} , but it also has a non-negligible deviation from V_{ht} . Detecting the primordial gravitational waves predicted in this model is rather challenging. Yet, we argue that it may be still possible to falsify this model by combining the information in the reheating process which can be determined self-completely in this setup.

KEYWORDS: Moduli inflation, Modular invariance, Primordial perturbations.

Contents

1. Introduction	1
2. Modular invariance in supergravity	3
2.1 Kähler potential and superpotential with modular invariance	4
2.2 Lagrangian and equations of motion	6
2.3 Scalar potential	6
2.4 Gross feature of V : Hilltop potential	10
3. Exploring inflationary solution	10
3.1 Background evolution and slow-roll parameters	11
3.2 Case studies	12
3.2.1 Case1: $B > 0$	12
3.2.2 Case2: $B \leq 0$	13
4. Primordial perturbations	14
4.1 Formulae of the primordial perturbations	14
4.2 Results	16
4.3 Reheating process and estimation of N_k	19
5. Conclusion	20

1. Introduction

Moduli fields T , which ubiquitously appear in superstring theory on six-dimensional (6D) compact space, play an important role in string phenomenology and cosmology. Their vacuum expectation values (VEVs) determine the size and shape of the 6D compact space. Moduli fields also appear in four-dimensional (4D) low-energy effective field theory, where their VEVs determine couplings such as gauge couplings, Yukawa couplings, higher order couplings [1, 2, 3] and so on. (See for a review, e.g. Ref. [4].)

When the radius of a cycle of the 6D compact space, R , is much bigger than the string scale, i.e., $R^2 \gg \alpha'$, stringy corrections stay small and we can calculate their contributions in the 4D theory based on a classical geometrical description. On the other hand, for $R^2 \simeq \alpha'$, where the stringy corrections become large, multi instanton effects would be important and it is, in general, difficult to compute them. However, superstring theory leads a very unique property, the T-duality. A theory with R would be equivalent to another with $1/R$. For instance, the 4D low energy effective field theory of heterotic string

theory on torus and orbifold compactifications at the tree level is invariant under the T-duality. The parameter change $R \rightarrow 1/R$ is a subgroup of the modular transformation of complex moduli parameter, which will be shown explicitly. Thus, in order to investigate the stringy corrections, including also the case with a smaller R , one may want to impose the modular invariance.

Stringy one-loop corrections have definite properties under modular transformation [5, 6, 7]. Contributions of the moduli fields to the 4D low energy effective action which originate, e.g., from multi (world-sheet) instanton effects and infinite tower of Kaluza-Klein modes are described by a $SL(2, \mathbf{Z})$ modular function, which is a meromorphic function. Indeed, the T dependencies thus appear in Yukawa couplings and higher order couplings [3], threshold corrections on gauge couplings [5, 6, 7], and other perturbative and non-perturbative corrections are given by modular functions. (See for a review, e.g. Ref. [4].) Ferrara et al. derived, in Ref. [8], an ansatz of the 4D effective Lagrangian which is modular invariant, including non-perturbative effects, in order to study moduli stabilization and supersymmetry (SUSY) breaking. (See, for a generalization, Ref. [9].)

Whether the modular invariance is kept inside of a 4D effective field theory or not depends on a way of the compactification. However, since the modular invariance is a striking symmetry in string theory, taking it for granted, in this paper, we study a phenomenological consequence, in case the modular invariance is preserved in the 4D low energy effective field theory, in particular, by considering the period of the cosmological inflation.

As a concrete setup, we assume the presence of a modulus field which contributes to the 4D effective field theory in such a way that the modular invariance is preserved. Applying the studies in Refs. [8, 9] to an inflationary setup, we ask the following questions:

- Can a modulus field T which preserves the modular invariance drive a successful inflation, which is compatible with cosmological observations?
- If yes, is there a distinguishable aspect in the presence of the modular invariance?

To be more explicit, we consider a 4D low energy effective action which remains invariant when we change the modulus field T under the $SL(2, \mathbf{Z})$ modular transformation and investigate whether T can lead to a successful inflation or not. To keep the generality, we do not presume any concrete models of string theory and compactification mechanisms, which may lead to the 4D effective field theory with the modular invariance.

To address an impact of the stringy corrections, in Ref. [10], Abe et al. studied an inflation model where the scalar potential is given by the Dedekind eta function, which is in the modular form. (See also Refs. [11, 12].) The scalar potential in this model is given by the one for the natural inflation with a small modulation, which adds a tiny oscillatory feature to the potential of the natural inflation. This small modulation may lead to a phenomenologically interesting feature; a primordial spectrum with a detectable running or the one which may explain the deficit of the CMB temperature power spectrum at $l = 20 - 40$ [13]. Since the modulation is typically suppressed by $e^{-2\pi T_R}$, where T_R is the real part of the modulus field and describes the size of the 6D compact space, in order to have a non-negligible contribution from the modulation, one may want to consider a

smaller value of T_R . However, the analysis in Refs. [10, 11, 12] cannot be straightforwardly extended to study the case $T_R \lesssim 1$, because in this case, the neglected stringy corrections can alter the theory in 4D. This may also motivate us to consider an inflation model where the stringy corrections are kept under control.

In the absence of the modular invariance in 4D, it is known that the imaginary part of a modulus field, so called axion, can serve a good candidate of the inflaton. At a perturbative level, axions have shift symmetries, while they may be broken into discrete symmetries due to non-perturbative effects such as world-sheet instanton effects. As a consequence, a potential of axions can be generated. Usually, the inflation driven by axions is periodic like the natural inflation [14] (for a review of the axion inflation, see e.g., [15]). In such a case, in order to maintain a slow-roll evolution sufficiently long, the axion decay constant f needs to be larger than the Planck scale M_{pl} . The recent Planck measurement [13] puts the lower bound on the decay constant in the natural inflation as $\log_{10}(f/M_{pl}) > 0.84$ at 95% CL. However, it was suggested that controlled axion inflation models constructed in string theory may generically predict $f < M_{pl}$ [16]. This difficulty has been challenged and it was shown that (even if a bare value of the decay constant is smaller than M_{pl}) an effective value of the decay constant can be increased to be compatible with the observations by considering an alignment of several axions [17] and alternatively by considering one-loop effects [10, 18].

In this paper, we show that an inflationary solution which successfully ends can be accommodated in the low energy effective field theory with the modular invariance. We name this model *modular invariant inflation*. Since the modular invariance prohibits us to introduce a constant term in the superpotential, the corresponding scalar potential differs from the one studied in Ref. [10]. A notable aspect of the modular invariant inflation is that it is a small field model and a slow-roll trajectory can be realized without an additional machinery which increases the decay constant. In this paper, for simplicity, we consider one modulus field T , which yields two independent fields as T is a complex field.

This paper is organized as follows. In Sec. 2, after giving a brief explanation of the modular invariance, we describe our setup of the modular invariant inflation. Then, we study in detail our modulus potential, paying attention to several features which are implemented by the modular invariance. In Sec. 3, after we give the basic equations in this model, we explore an inflationary solution and show that the slow-roll evolution can be indeed taken place around the edge of the fundamental region in the T space. In Sec. 4, we compute the primordial spectrums and discuss the consistency with the Planck measurements. Section 5 is devoted to conclusion and discussion.

2. Modular invariance in supergravity

In this paper, we consider a modulus field which remains invariant under the modular transformation in the 4D low-energy effective action of superstring theory. (See for a review, e.g. Ref. [4].) For a notational brevity, we express chiral superfields and their lowest components by the same letters. We omit the Planck mass, setting $M_{pl}^2 = 8\pi G = 1$, unless necessary.

2.1 Kähler potential and superpotential with modular invariance

Using the Kähler potential K and the superpotential W , the scalar part of the Lagrangian in supergravity is expressed as

$$\frac{\mathcal{L}}{\sqrt{-g}} = -K_{I\bar{J}}\partial_\mu\Phi^I\partial^\mu\bar{\Phi}^{\bar{J}} - V(\Phi^I, \bar{\Phi}^{\bar{J}}), \quad (2.1)$$

where K_I and $K_{I\bar{J}}$ are given by

$$K_I \equiv \frac{\partial K}{\partial\Phi^I}, \quad K_{I\bar{J}} \equiv \frac{\partial^2 K}{\partial\Phi^I\partial\bar{\Phi}^{\bar{J}}}. \quad (2.2)$$

The scalar potential in supergravity is given by

$$V = e^K \left[K^{I\bar{J}} D_I W D_{\bar{J}} \bar{W} - 3|W|^2 \right], \quad (2.3)$$

with

$$D_I W \equiv K_I W + W_I. \quad (2.4)$$

Using the Kähler function G ,

$$G = K + \ln W + \ln \bar{W}, \quad (2.5)$$

we can rewrite the scalar potential as

$$V = e^G \left(G^{I\bar{J}} G_I G_{\bar{J}} - 3 \right). \quad (2.6)$$

We consider a model with a modulus T and other chiral superfields X such as other moduli fields and matter fields. We do not impose the modular invariance on the superfields X ¹. Their Kähler potential is written by

$$K = -n \ln(T + \bar{T}) + \kappa(X, \bar{X}). \quad (2.7)$$

Here, the parameter n depends on properties of the modulus such as the geometrical aspects. Typically, n is $n = 1, 2, 3$ or a fractional number. For example, the overall Kähler modulus has $n = 3$. When the 6D compact space is $T^2 \times T^4$, the Kähler modulus corresponding to T^2 has $n = 1$, while the volume modulus for T^4 has $n = 2$. In what follows, we focus on the case with $n = 1, 2, 3$.

Under the $SL(2, \mathbf{Z})$ modular transformation,

$$T \rightarrow \frac{aT - ib}{icT + d} \quad (2.8)$$

with $ad - bc = 1$ and $a, b, c, d \in \mathbf{Z}$, the kinetic term of T derived from the Kähler potential given in Eq. (2.7):

$$K_{T\bar{T}}\partial_\mu T\partial^\mu\bar{T} = \frac{n}{(T + \bar{T})^2}\partial_\mu T\partial^\mu\bar{T} \quad (2.9)$$

¹In Ref. [19], the modular invariance was imposed on a waterfall field, which drives the transition from the false vacuum to the true vacuum.

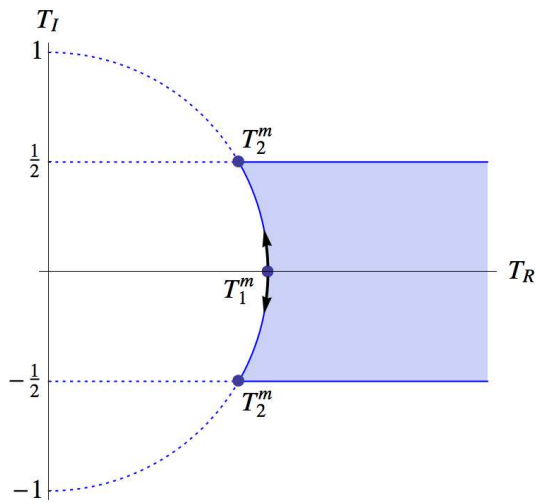


Figure 1: The shaded region is the fundamental domain, to which all points in the T space can be mapped by performing the modular transformation. We will find that the scalar potential V has the extreme values at $T_1^m = 1$ and $T_2^m = e^{\pm i\frac{\pi}{6}}$. The arrows denote the trajectories of the inflationary solution which will be found for $B > 0$.

remains invariant ². The modular transformation is generated by two transformations:

$$T \rightarrow \frac{1}{T}, \quad T \rightarrow T + i, \quad (2.10)$$

and the invariance under the transformation is the stringy symmetry on the compact space. In the following, we express T as

$$T = T_R + iT_I \quad (2.11)$$

with $T_R > 0$. Performing the modular transformation, one can map an arbitrary point in the modulus space T to a corresponding point within the fundamental domain, $|T| \geq 1$ and $-\frac{1}{2} \leq T_I \leq \frac{1}{2}$. (See Fig. 1.)

To preserve the modular invariance of the whole Lagrangian, the scalar potential should be also modular invariant. Since the Kähler potential changes under the modular transformation as

$$K \rightarrow K + \ln |icT + d|^{2n}, \quad (2.12)$$

the Kähler function G and the scalar potential remain invariant if the superpotential transforms as

$$W \rightarrow (icT + d)^{-n} W, \quad (2.13)$$

that is, the modular weight of W should be $-n$. Using the the Dedekind eta function:

$$\eta(T) = e^{-\frac{\pi}{12}T} \prod_{n=1}^{\infty} (1 - e^{-2\pi nT}) \quad (T_R > 0), \quad (2.14)$$

²This kinetic term is invariant under $SL(2, \mathbf{R})$, but it is broken to the discrete symmetry $SL(2, \mathbf{Z})$ on the compact space, e.g. by world-sheet instanton effects.

which is in the modular form with the modular weight $1/2$, i.e., transforms as

$$\eta(T) \rightarrow (icT + d)^{1/2}\eta(T), \quad (2.15)$$

we can construct a superpotential $W(T)$ whose modular weight is $-n$ as

$$W = \frac{\omega(X)}{\eta(T)^{2n}}. \quad (2.16)$$

Then, since the change of the Kähler potential in G is canceled by the change of the superpotential, the scalar potential and the Lagrangian density for the effective field theory in 4D are now guaranteed to be modular invariant [8, 9].

Notice that the modular invariance prohibits to introduce a constant term in the superpotential. In the absence of the constant term, the cosine term, which introduces the deviation from the cosmological constant in the natural inflation, does not appear in the scalar potential. As a result, in the modular invariant inflation, we obtain a qualitatively different scalar potential from the usual axion inflation models with the natural inflation type potential (see, e.g., Ref. [10]).

2.2 Lagrangian and equations of motion

The Lagrangian density is given by

$$\mathcal{L} = -\sqrt{-g} \left[\frac{n}{4T_R^2} (\partial_\mu T_R \partial^\mu T_R + \partial_\mu T_I \partial^\mu T_I) + V(T_R, T_I) \right]. \quad (2.17)$$

Taking the derivative of the Lagrangian density (2.17) with respect to T_R and T_I , we obtain the equations of motion as

$$\frac{1}{\sqrt{-g}} \partial_\mu \left(\frac{n}{2T_R^2} \sqrt{-g} g^{\mu\nu} \partial_\nu T_R \right) + \frac{n}{2T_R^3} (\partial_\mu T_R \partial^\mu T_R + \partial_\mu T_I \partial^\mu T_I) - V_R = 0, \quad (2.18)$$

$$\frac{1}{\sqrt{-g}} \partial_\mu \left(\frac{n}{2T_R^2} \sqrt{-g} g^{\mu\nu} \partial_\nu T_I \right) - V_I = 0, \quad (2.19)$$

where we defined

$$V_R \equiv \frac{\partial V}{\partial T_R}, \quad V_I \equiv \frac{\partial V}{\partial T_I}. \quad (2.20)$$

As is usual in inflation models from supergravity, the fields T_R and T_I have the non-canonical kinetic term.

2.3 Scalar potential

In our setup, we assume that the modulus fields T_R and T_I are the inflaton fields and the other fields X are stabilized to constant values during inflation. Using

$$D_T W = -n \left(\frac{1}{T + \bar{T}} + 2 \frac{\eta_T(T)}{\eta(T)} \right) W, \quad (2.21)$$

$$D_X W = \left(\kappa_X + \frac{\omega_X}{\omega} \right) W, \quad (2.22)$$

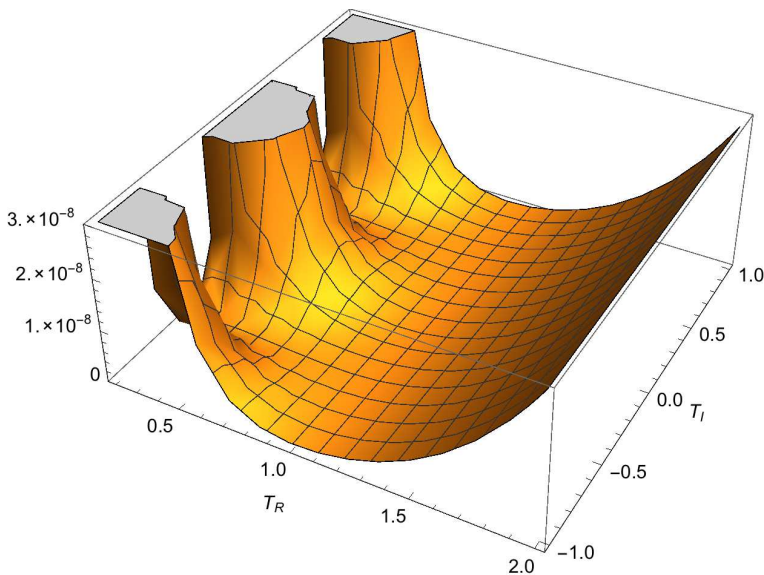


Figure 2: Scalar potential for $n = 1$, $B = 0.6$, and $A = 10^{-8}$.

where η_T denotes the derivative of $\eta(T)$ with respect to T , we can compute the scalar potential V as

$$V = \frac{A}{(T + \bar{T})^n} \frac{1}{|\eta(T)|^{4n}} \left[n \left| 1 + 2(T + \bar{T}) \frac{\eta_T(T)}{\eta(T)} \right|^2 + B \right] + \delta V \quad (2.23)$$

with

$$A \equiv e^{\kappa(X, \bar{X})} |\omega(X)|^2 \geq 0, \quad (2.24)$$

$$B \equiv \kappa^{X\bar{X}} \left| \kappa_X + \frac{\omega_X}{\omega} \right|^2 - 3 \geq -3. \quad (2.25)$$

Since the fields X are stabilized, A and B stay constant and serve free parameters. Here, we added a correction δV to the tree-level supergravity scalar potential, which may appear because of explicit supersymmetry breaking and/or loop effects.³ The correction δV can be positive and negative and the value of δV depends on the detail of each model. In our setup, we assume that the correction δV is independent of T ⁴ and δV can take both positive and negative values.

The modular invariance implies that the values of V at two points, which are related by the modular transformation, should coincide. Therefore, when V at a point outside the fundamental domain takes a particular value, we can find another point inside the fundamental domain which has the same value of V . As one may expect from this fact, the extreme values of the scalar potential can be found on the edge of the fundamental

³Loop effects can be sizable, when there exist a sufficiently large number of modes, e.g. in the hidden sector[20].

⁴The modular invariance is unbroken unless T develops its VEV.

domain. Among the points on the edge of the fundamental region,

$$T_1^m \equiv 1, \quad (2.26)$$

and

$$T_2^m \equiv \frac{1}{2}(\sqrt{3} \pm i) = e^{\pm i\frac{\pi}{6}} \quad (2.27)$$

are mapped into themselves under $T \rightarrow \frac{1}{T}$ with the identification of T and $T \pm i$. We find that the scalar potential V takes extreme values at these points T_1^m and T_2^m . In particular, for $B > 0$, T_2^m becomes the global minimum and for $-3 < B < 0$, T_1^m becomes the global minimum⁵. For $B = 0$, both T_1^m and T_2^m become the global minimum. For the particular ansatz of W and K , which ensures the modular invariance, the absolute value in the square brackets in Eq. (2.23), i.e.,

$$\left| 1 + 2(T + \bar{T}) \frac{\eta_T(T)}{\eta(T)} \right| \left(\propto \left| \frac{D_T W}{W} \right| \right),$$

vanishes at both T_1^m and T_2^m . Therefore, setting $V = 0$ at the global minimum, we find the relation between δV , A , and B as

$$\delta V = - \frac{AB}{(T_a^m + \bar{T}_a^m)^n |\eta(T_a^m)|^{4n}}, \quad (2.28)$$

and obtain the scalar potential as

$$V = \frac{A}{(T + \bar{T})^n} \frac{1}{|\eta(T)|^{4n}} \times \left[n \left| 1 + 2(T + \bar{T}) \frac{\eta_T(T)}{\eta(T)} \right|^2 + B \left\{ 1 - \left(\frac{T + \bar{T}}{T_a^m + \bar{T}_a^m} \right)^n \left| \frac{\eta(T)}{\eta(T_a^m)} \right|^{4n} \right\} \right]. \quad (2.29)$$

For $B > 0$, the global minimum is located at T_2^m , i.e., $a = 2$ and for $B < 0$, it is at T_1^m , i.e., $a = 1$.

Notice that the scalar potential V is determined solely by the three parameters A , B , and $n = 1, 2, 3$. The positive parameter A determines the magnitude of the scalar potential and B and n determine the gradient of V . In particular, whether an inflationary evolution can be realized or not is only determined by B and n , since A can be absorbed into the normalization of the Hubble parameter (by using the e -folding number as a time coordinate).

The scalar potential shows various features depending on the value of B and also on the position in the T space. In Fig. 2, we plot the scalar potential $V(T_R, T_I)$ for $n = 1$, $B = 0.6$, and $A = 10^{-8}$. Because of the invariance under $T \rightarrow T + i$, the potential in the direction of the axion T_I becomes periodic. The scalar potential V blows up in the limit $T_R \gg 1$ and in the limit $T_R \ll 1$ for some range of T_I . As a consequence of the modular invariance, a region with a gentle slope can be found around $|T| = 1$, which is the edge of the fundamental region (see Fig. 1). This feature may become more obvious in the contour

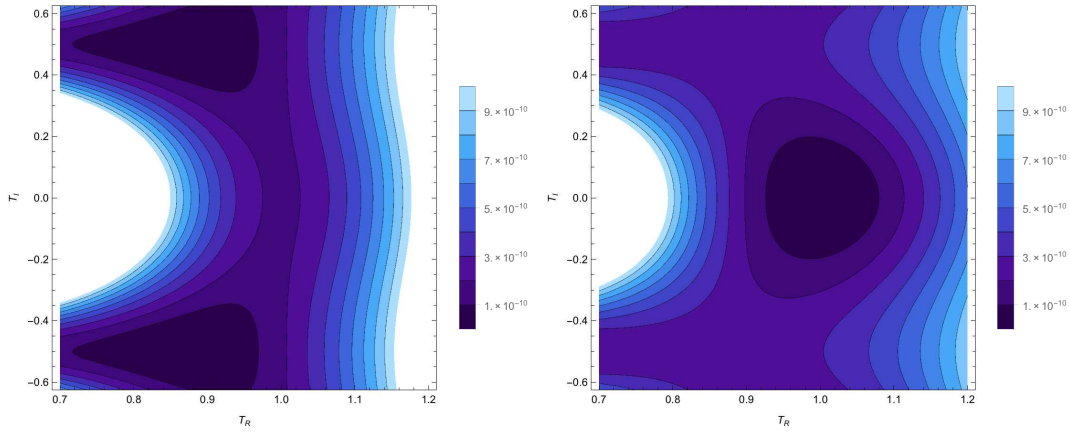


Figure 3: The left panel shows the scalar potential V for $n = 1$ and $B = 0.6$ and the right panel shows V for $n = 1$ and $B = -0.8$. A region with a darker/brighter color has a smaller/larger value of V . For $B > 0$ (the left panel), the global minimum is located at $T_2^m = e^{\pm i\pi/6}$ and for $B < 0$ (the right panel), it is located at $T_1^m = 1$.

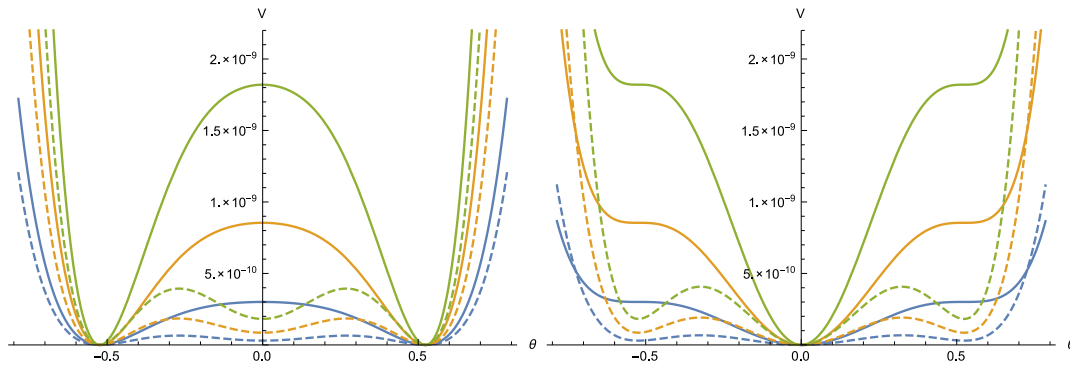


Figure 4: The left panel shows the scalar potential V for positive values of B and the right panel shows the scalar potential V for negative values of B . The blue lines are for $n = 1$, the orange lines are for $n = 2$, and the green lines are for $n = 3$. The solid lines are for $B = \pm 1$ and the dashed lines are for $B = \pm 0.1$. We set $A = 10^{-8}$.

plot. In Fig. 3, we show the contour plots of the scalar potential V for $A = 10^{-1}$ and $B = 0.6$ (Left) and $B = -0.8$ (Right). For these values of B , indeed, the gradient of V around $|T| = 1$ becomes comparatively shallow.

To capture the potential feature in more detail, in Fig. 4, we present the scalar potential on $|T| = 1$, i.e., $T = e^{i\theta}$. As described previously, the extreme values can be found at $\theta = 0$ and $\theta = \frac{\pi}{6}$. For $B > 0$, as we decrease B , the point $\theta = 0$ (T_1^m) is transformed from the local maximum to the local minimum. In particular, the potential around $\theta \simeq 0$ becomes almost flat for $B \simeq 0.6$. Meanwhile, for $B < 0$, $\theta = \frac{\pi}{6}$ (T_2^m) is transformed from the

⁵We found that for $B \simeq -3$, the global minimum may be located at another point near T_1^m . In the rest of this paper, we do not discuss such a value of B , but the gradient of V for these values of B is steep and hence it seems difficult to find a successful inflationary solution

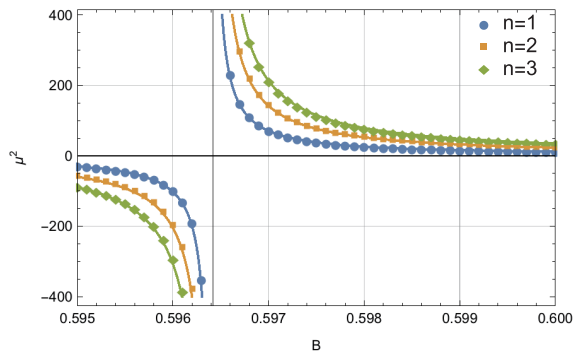


Figure 5: This figure shows the B dependence of μ^2 . The solid line shows the function $\mu^2(B) = 0.042 n/(B - B_c)$.

inflection point to the local minimum. The potential for $\frac{\pi}{7} \lesssim \theta \lesssim \frac{\pi}{6}$ becomes nearly flat for $B \simeq -0.8$.

2.4 Gross feature of V : Hilltop potential

To get a better intuition on the gross feature of the scalar potential for $B \simeq 0.6$ on $|T| \simeq 1$, where V becomes almost flat namely around $T \simeq 1$, we look for a simpler function which can approximate V well. Expressing T as $T = e^{i\theta}$, we consider the scalar potential for $|\theta| \ll 1$. Then, the modular invariance, namely the invariance under $T \rightarrow 1/T$, requires the invariance under the change $\theta \rightarrow -\theta$. Since $T_I \simeq \theta$ for $|\theta| \ll 1$, keeping only the terms which are invariant under $T_I \rightarrow -T_I$, we approximate the scalar potential as

$$V_{ht} = \Lambda^4 \left[1 - \left(\frac{T_I}{\mu} \right)^2 \right], \quad (2.30)$$

which agrees with the leading terms of the hilltop inflation during inflation. The value of μ^2 which well approximates V for each value of B is presented in Fig. 5. Here, we determined Λ , setting $V = V_{ht}$ at $\theta = 0$, and determined μ , setting $V = V_{ht}$ at $\theta = 10^{-3}$. As is shown in Fig. 5, the B dependence of μ^2 can be approximately given by the following function

$$\mu^2(B) = \frac{0.042 \times n}{B - B_c}, \quad B_c \equiv 0.59641 \dots \quad (2.31)$$

For $B \lesssim B_c$, the curvature of the potential in the direction T_I is positive and $\theta = 0$ becomes the local minimum. Meanwhile, for $B \gtrsim B_c$, the curvature is negative and $\theta = 0$ becomes the local maximum. This suggests that for $B \gtrsim B_c$ we may find an inflationary solution which ends successfully. This will be verified in the next section.

3. Exploring inflationary solution

In this section, after we give the background equations of motion, we explore an inflationary solution with a sufficiently large e -folding number.

3.1 Background evolution and slow-roll parameters

In the Friedmann-Robertson-Walker background, the field equations for T_R and T_I are given by

$$\ddot{T}_R + 3H\dot{T}_R + \frac{1}{T_R}(\dot{T}_I^2 - \dot{T}_R^2) + \frac{2}{n}T_R^2 V_R = 0, \quad (3.1)$$

$$\ddot{T}_I + 3H\dot{T}_I - 2\frac{\dot{T}_R}{T_R}\dot{T}_I + \frac{2}{n}T_R^2 V_I = 0, \quad (3.2)$$

where H is the Hubble parameter. As an action for gravity, we assume the Einstein-Hilbert action. Then, the Hamiltonian constraint equation gives the Friedmann equation:

$$H^2 = \frac{1}{3} \left[\frac{n}{4T_R^2} (\dot{T}_R^2 + \dot{T}_I^2) + V \right]. \quad (3.3)$$

Taking the time derivative of the Friedmann equation and using Eqs. (3.1) and (3.2), we obtain

$$\dot{H} = -\frac{n}{4T_R^2} (\dot{T}_R^2 + \dot{T}_I^2). \quad (3.4)$$

We introduce the slow-roll parameters for T_R and T_I as

$$\varepsilon_{1,\alpha} \equiv \frac{n}{4T_R^2} \left(\frac{\dot{T}_\alpha}{H} \right)^2, \quad \varepsilon_{m+1,\alpha} \equiv \frac{\dot{\varepsilon}_{m,\alpha}}{H\varepsilon_{m,\alpha}} \quad (\text{for } m \geq 1), \quad (3.5)$$

with $\alpha = R, I$. We also introduce the slow-roll parameter or the Hubble flow functions:

$$\varepsilon_1 \equiv -\frac{\dot{H}}{H^2}, \quad \varepsilon_{m+1} \equiv \frac{\dot{\varepsilon}_m}{H\varepsilon_m} \quad (\text{for } m \geq 1). \quad (3.6)$$

The slow-roll parameters ε_1 and $\varepsilon_{1,\alpha}$ are related as

$$\varepsilon_1 = \varepsilon_{1,R} + \varepsilon_{1,I}.$$

Using the slow-roll parameters, we obtain

$$\frac{\ddot{T}_\alpha}{H\dot{T}_\alpha} = \frac{1}{2}\varepsilon_{2,\alpha} + 2\sqrt{\frac{\varepsilon_{1,R}}{n}} - \varepsilon_1. \quad (3.7)$$

When the magnitude of the slow-roll parameters stay small, i.e., $|\varepsilon_{m,\alpha}| \ll 1$, the field equations are given by

$$H^2 \simeq \frac{1}{3}V, \quad (3.8)$$

$$\frac{\dot{T}_R}{H} \simeq -\frac{2T_R^2}{n} \frac{V_R}{V} - \frac{4T_R^3}{3n^2} \left(\frac{V_I}{V} \right)^2, \quad (3.9)$$

$$\frac{\dot{T}_I}{H} \simeq -\frac{2T_R^2}{n} \frac{V_I}{V}. \quad (3.10)$$

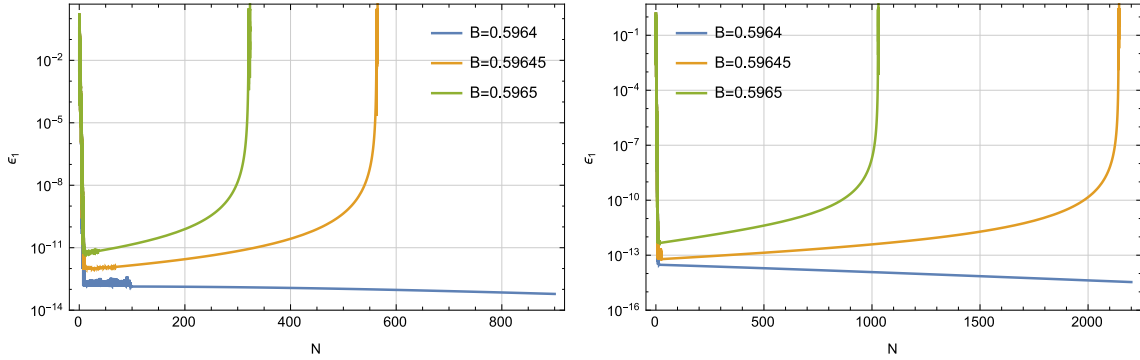


Figure 6: We plot the time variation of the slow-roll parameter ε_1 for $n = 1$ and $n = 2$, setting B to several different values. The blue line is for $B = 0.5964 (< B_c)$, the orange line is for $B = 0.59645 (> B_c)$, and the green line is for $B = 0.5965 (> B_c)$.

3.2 Case studies

We investigate an inflationary solution for $B > 0$ in Sec. 3.2.1 and for $-3 < B \leq 0$ in Sec. 3.2.2.

3.2.1 Case1: $B > 0$

In Sec. 2.4, we examined the gross feature of the scalar potential around $T \simeq 1$. As is suggested there, for $B_c < B \lesssim 0.6$, we indeed find an inflationary solution, which successfully ends. For $B \gtrsim 0.6$, the gradient of the scalar potential is too steep to realize an inflationary evolution. For $B < B_c$, where the effective mass becomes positive, the trajectory is either not realizing inflation (with a larger initial velocity) or approaching to the eternal de Sitter, being settled at the local maximum $T_1^m = 1$ (with a smaller initial velocity).

In Fig. 6, we plot the time evolution of ε_1 for $n = 1$. Here, N denotes the e -folding number counted from the initial time $N_i = 0$. For $B = 0.5964 (< B_c)$, after the oscillation (in the direction of T_R), it approaches to the exact de Sitter solution. Meanwhile, for $B = 0.59645, 0.5965 (> B_c)$, after the oscillation, the modulus field T starts to roll down the potential slowly all along $|T| \simeq 1$. After a sufficiently long e -folding, T starts to oscillate again, terminating the slow-roll phase. In Fig. 6, we show the result in case we set the initial condition as

$$\left(T_R, \frac{dT_R}{dN}, T_I, \frac{dT_I}{dN} \right) = (0.9, 0.1, 0.0001, 0.0001) \quad (3.11)$$

at $N_i = 0$. As expected from the fact that the potential around $T \simeq 1$ is approximated by the hilltop potential, which is small field, we need to fine tune the initial values of T_I and dT_I/dN . (To have an inflationary solution, $|T_I| \ll 1$ and $|dT_I/dN| \ll 1$ are preferred). We can vary the initial values of T_R and dT_R/dN in a broader region, since V takes a minimum value at T_1^m under the variation of T_R around $T_R \simeq 1$ with T_I fixed at $T_I \simeq 0$.

During the inflationary stage, the trajectory almost traces the edge of the fundamental domain $|T| = 1$, changing the angle θ from 0 towards $\pm\pi/6$. In this stage, the trajectory is

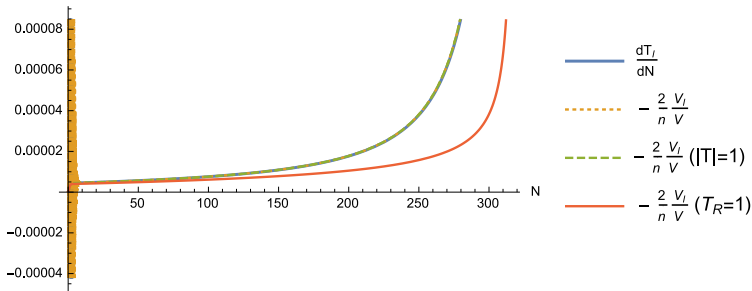


Figure 7: We examine the validity of the slow-roll approximation and the assumptions $T_R \simeq 1$ and $|T| = 1$.

predominantly determined by the axion T_I and T_R almost stays $T_R \simeq 1$, i.e., $|\dot{T}_R/\dot{T}_I| \ll 1$. Then, the non-canonical kinetic term does not affect the evolution much, and the equation of motion is approximated by

$$\frac{dT_I}{dN} \simeq -\frac{2T_R^2 V_I}{n V} \simeq -\frac{2 V_I}{n V}. \quad (3.12)$$

Indeed, as shown in Fig. 7, dT_I/dN (the blue solid line) agrees with $-2V_I/(nV)$ (the orange dashed line) in a good precision.

While the change of T_R is tiny, this does not mean that we can neglect the curvature of the trajectory on $|T| \simeq 1$ by setting $T_R = 1$, because the potential gradient in the direction of T_R is large. Therefore, in order to compute the accurate value of, say, $\frac{dT_I}{dN}$, we need to take into account the variation of V_I/V due to the tiny change of T_R . As shown in Fig. 7, the value of $-(2V_I/nV)$ evaluated for $T(N) = 1 + iT_I(N)$ (the red solid line) sizably deviates from the one evaluated for the actual value of $T(N)$ (the orange dashed line). By contrast, the value of $-(2V_I/nV)$ evaluated for $T(N) = \sqrt{1 - T_I^2(N)} + iT_I(N)$ (the green dashed line) almost agrees with the actual value, which indicates the importance to take into account the curvature of the trajectory on $|T| \simeq 1$.

When θ approaches to $\theta = \pi/6$, the slow-roll evolution abruptly ends. In this stage, the deviation from the canonical kinetic term is onset and the trajectory depends on the two fields T_R and T_I . Therefore, in order to determine the total e -folding number, we need to solve the two-field system with the non-canonical kinetic terms. Because of the non-linear velocity terms in the equations of motion for T_R and T_I , once T_R and T_I acquire non-negligible velocities, the slow-roll phase finishes much faster than the case with the same scalar potential V , but with the canonical kinetic term.

In Fig. 8, we plot the value of $\delta V/A = \mathcal{O}(\delta V/V)$ which was introduced to set $V = 0$ at the global minimum T_2^m for $0.55 \leq B \leq 0.65$, which includes the range of B where we found the inflationary solution. Since δV and B are related as in Eq. (2.28), δV takes a negative value for $B > 0$.

3.2.2 Case2: $B \leq 0$

For $B < 0$, δV becomes positive and for $B = 0$, δV becomes 0. For $B < 0$, one may simply

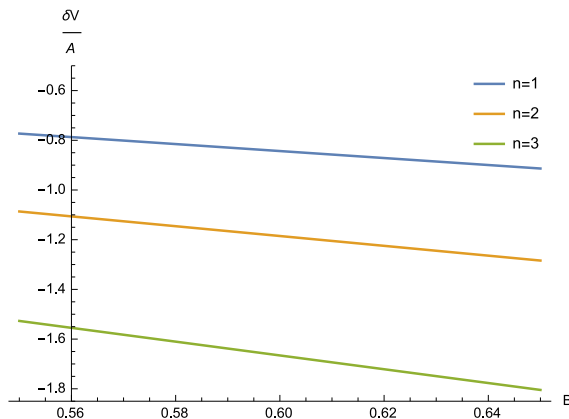


Figure 8: This plot shows the value of $\delta V/A$ for each value of B and n .

identify δV with an explicit SUSY breaking uplift term. For $B < 0$, $\theta = \pi/6$ becomes the local minimum or the inflection point. We especially searched an inflationary solution which starts around $T = e^{i\pi/6}$ and terminates around $T \simeq 1$. However, all the solutions we found are either the one which does not embark an inflationary trajectory ($-3 \leq B \lesssim -0.8$) or the one which approaches to the eternal de Sitter phase ($-0.8 \lesssim B < 0$). We leave an extensive study of this case for a future study. For $B = 0$, we did not find an inflationary solution with a sufficiently large e -folding either.

As we have seen so far, requesting the modular invariance restricts a possible form of the scalar potential. As T_R becomes larger, the scalar potential V increases and for $T_R > 1$, the gradient of V appears to be too steep to have an inflationary solution. The region where V becomes nearly flat can be found only around $|T| \simeq 1$. An inflationary solution with a successful exit was found only in the small parameter space of B , i.e, $B_c \leq B \lesssim 0.6$ and it is a small field inflation. We found that a large field inflation is hardly realized in moduli inflation with the modular invariance, which is crucially different from the axion inflation models where the modular invariance is broken ⁶.

4. Primordial perturbations

In the previous section, for $B_c \leq B \lesssim 0.6$, we found a new inflationary solution, whose gross potential during the slow-roll phase is approximately given by the hilltop type potential. In this section, we compute the primordial perturbations generated in this model and discuss the consistency with the CMB measurements.

4.1 Formulae of the primordial perturbations

As discussed in the previous section, the trajectory during inflation is mostly determined by the single degree of freedom θ , the angular direction. Following Gordon et al. [23], we define the adiabatic perturbation as the fluctuation in the direction of the background

⁶Small-field axion inflation also can be realized. See, e.g., Refs. [21, 22].

trajectory:

$$\delta\sigma = \frac{\dot{T}_R}{\dot{\sigma}} \delta T_R + \frac{\dot{T}_I}{\dot{\sigma}} \delta T_I \quad (4.1)$$

with

$$\dot{\sigma} \equiv \sqrt{\dot{T}_R^2 + \dot{T}_I^2}. \quad (4.2)$$

Performing the time coordinate transformation, we obtain the relation between the curvature perturbation on the slicing $\delta\sigma = 0$, ζ , and $\delta\sigma$ on the flat slicing, $\delta\sigma_f$, as

$$\zeta = -\frac{H}{\dot{\sigma}} \delta\sigma_f. \quad (4.3)$$

During inflation, since $|\dot{T}_R/\dot{T}_I| \ll 1$, which implies $\varepsilon_1 \simeq \varepsilon_{1,I}$, and δT_R is suppressed due to the large mass, the curvature perturbation ζ is predominantly determined by the fluctuation of the axion field T_I as

$$\zeta \simeq -\frac{H}{\dot{T}_I} \delta T_{I,f}, \quad (4.4)$$

where $\delta T_{I,f}$ is the fluctuation of T_I on the flat slicing. Using this formula, we can compute the power spectrum of ζ simply by quantizing the canonically normalized scalar field

$$\sqrt{\frac{n}{2}} \frac{\delta T_{I,f}}{T_R}.$$

The primordial spectrum of ζ , defined by

$$\mathcal{P}_\zeta(k) \equiv \frac{k^3}{2\pi^2} |\zeta_k|^2, \quad (4.5)$$

is given by the standard formula

$$\mathcal{P}_\zeta(k) \simeq \frac{1}{8\pi^2} \frac{H_k^2}{\varepsilon_{1,I,k}} \simeq \frac{1}{8\pi^2} \frac{H_k^2}{\varepsilon_{1,k}}. \quad (4.6)$$

Here and hereafter, we put the index k on background quantities which are evaluated at the Hubble crossing time of the mode k . Then, the spectral index n_s and the tensor to scalar ratio r are given by the standard formulae as

$$n_s - 1 \simeq -2\varepsilon_{1,k} - \varepsilon_{2,k}, \quad (4.7)$$

$$r \simeq 16\varepsilon_{1,k}. \quad (4.8)$$

During inflation, since $|\varepsilon_{1,k}| \ll |\varepsilon_{2,k}|$, the spectral index is almost determined only by ε_2 at the Hubble crossing as

$$n_s - 1 \simeq -\varepsilon_{2,k}. \quad (4.9)$$

As seen in this subsection, the primordial spectrum in our model is superficially given by the same expression as the one for the canonical scalar field, because they are determined during the slow-roll phase, when the deviation from the canonical kinetic term is not effectively important.

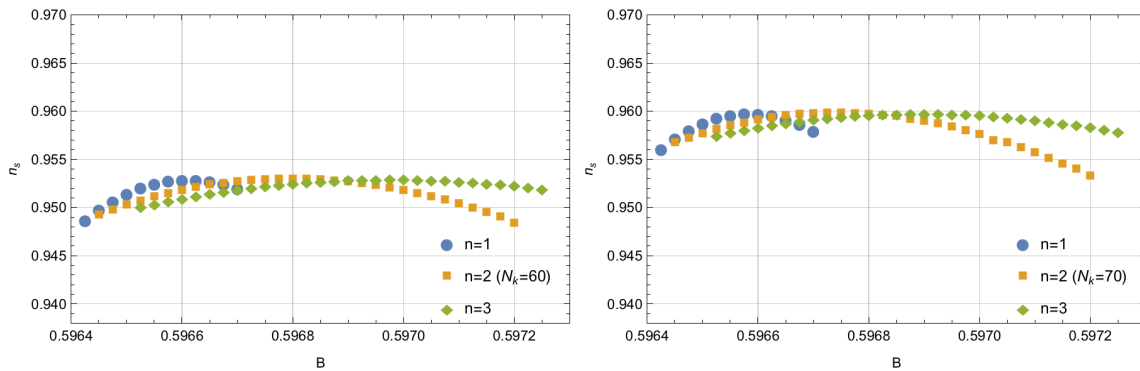


Figure 9: These figures show the values of the scalar spectral index for different values of B and $n = 1, 2, 3$. The left panel is for $N_k = 60$ and the right panel is for $N_k = 70$.

4.2 Results

We compute the primordial spectrum for the values of B which can yield the inflationary solution ($B_c \lesssim B \lesssim 0.6$). The result is presented in Fig. 9. We determined the end of inflation as the time when ε_1 becomes $\mathcal{O}(1)$ and N_k denotes the e -folding number from the Hubble crossing time of the mode k to the end of inflation. As we increase B , at a certain value of B , some of the slow-roll parameters ε_m with $m \geq 1$ become larger than 1. In this paper, we only analyze the parameter space of B where all of ε_m stay smaller than 1 during inflation, deferring the study of the case with the violation of the slow-roll condition for our future publication [24].

As we decrease the value of B , the spectral index n_s increases, approaching to the scale invariant spectrum. However, at a certain value of B , the spectral index starts to decrease. The value of B at which n_s reaches the maximum, depends on n . For a larger value of B (in the right sides of two panels of Fig. 9), the spectral index n_s is closer to 1 for $n = 3$ than the one for $n = 1$ and for smaller values (in the left sides), this becomes opposite.

This behaviour can be better understood by using the approximate expression of V in the limit $|\theta| \ll 1$. Using Eqs. (2.30) and (2.31), we find that the curvature of the potential for the canonically normalized field is given by

$$(-\varepsilon_2 \simeq) \frac{4}{n} \frac{1}{V} \frac{d^2 V}{dT_I^2} \simeq -\frac{8}{n\mu^2(B)} \propto -\frac{B - B_c}{n^2}. \quad (4.10)$$

As is mentioned previously, since ε_1 is much smaller than ε_2 , $n_s - 1$ is determined by $-\varepsilon_2 \simeq (4/n)(d^2 V/dT_I^2)/V$. Therefore, if the potential during inflation is all along given by the hilltop potential (2.30), the deviation from the scale invariant spectrum becomes smaller for a larger value of n and for a smaller value of $B - B_c$.

Obviously, this does not fully explain our result, which has the maximum value of n_s and shows the more complicated dependence on n . In addition, if the potential during inflation is accurately given by Eq. (2.30), the spectral index does not depend on N_k , i.e., the spectral index can be determined without knowing when inflation ends. By contrast, our result significantly depends on N_k . Because of that, there should be a non-negligible

deviation from the hilltop potential (2.30), while it is useful simply to understand the gross feature of the scalar potential. In fact, while ε_m with $m \geq 3$ become negligibly small in case the potential is precisely given by Eq. (2.30), in this model, ε_m with $m \geq 3$ take non-vanishing values, letting ε_2 vary in time.

For a larger value of $B - B_c$ and a smaller value of n , the total e -folding number becomes smaller (see Fig. 6) and the value of $T_I(N_k)$ for a particular value of N_k becomes smaller (as there was not enough time until N_k to proceed towards the global minimum). Then, for a large value of $B - B_c$ and a small value of n , $\theta \simeq T_I$ tends to explore a region with a more gentle potential gradient at each N_k , which makes the spectrum closer to the scale-invariant spectrum. The spectral index n_s is determined as a result of the competition of these two effects. When the absolute value of the curvature of the gross potential given by Eq. (4.10) is small, the second effect is more important and the deviation from the scale invariance becomes larger for a smaller value of $B - B_c (> 0)$ and a larger value of n . Thus, as presented in Fig. 9, the deviation of the scale invariant spectrum $1 - n_s$ has the minimum value in $B_c \lesssim B \lesssim 0.6$.

The left panel of Fig. 10 shows the (n_s, r) -plot. The dark blue region is compatible with the Planck measurement in 68% CL and the light blue region is in 95% CL [13]. Here, we marginalized the running $dn_s/d \ln k$. Since $\varepsilon_1 \simeq \varepsilon_{1,I}$ is $\mathcal{O}(10^{-8})$, the upper bound on the tensor to scalar ratio r does not place any meaningful constraint on the parameter space of B and n . The amplitude of the primordial gravitational waves is rather small even among the small field models of inflation. This is because ε_1 rapidly grows at the end of inflation due to the non-canonical kinetic term. Therefore, the value of ε_1 for the CMB scales becomes much smaller than the one for the model with the same scalar potential and canonical kinetic term. In order to be compatible with the observations, the parameter B should be fine tuned with 0.1 % level accuracy of its value. This may require a contrived setup in string theory, in particular in the presence of non-negligible radiative corrections, while the fine tuning problem is somehow common in small field models of inflation. In the right panel of Fig. 10, we show the running of the scalar spectral index. Since the slow-roll parameters at the Hubble crossing are sufficiently small, there is no enhancement of the running and the predicted value is obviously consistent with

$$\frac{dn_s}{d \ln k} = -0.0057 \pm 0.0071 \quad (68\%CL, \text{PlanckTT, TE, EE, +lowP}). \quad (4.11)$$

Inserting the value of the tensor to scalar ratio r into

$$V_k \simeq \frac{3\pi^2 A_s}{2} r M_{pl}^4 \simeq (1.88 \times 10^{16} \text{GeV})^4 \frac{r}{0.10} \quad (4.12)$$

where A_s is the amplitude of the scalar power spectrum [13], we obtain the value of the scalar potential at the Hubble crossing, V_k . (See Fig. 11.) Since the tensor to scalar ratio r is extremely small as $r = \mathcal{O}(10^{-8})$, the scale of the scalar potential is of $\mathcal{O}(10^{14}[\text{GeV}])$, which is lower than the GUT scale. The Hubble scale during inflation is also low as $\mathcal{O}(10^{10})[\text{GeV}]$. Thus, the cosmological history is different from the one in large-field axion inflation with higher V_k and H .

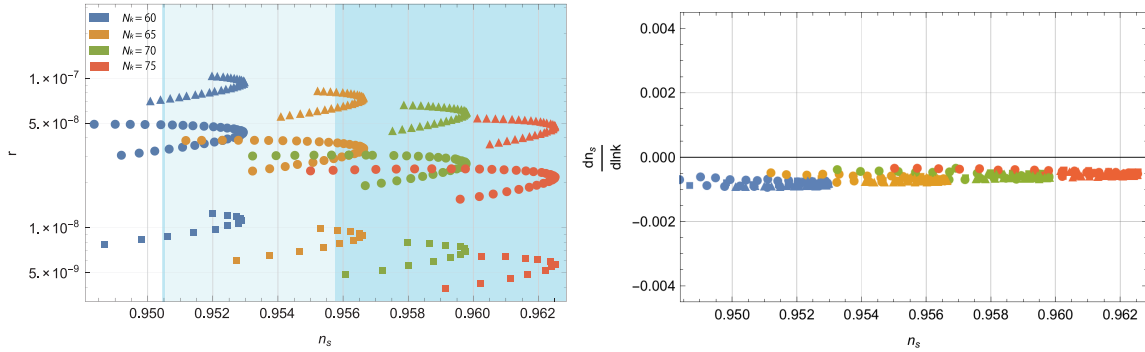


Figure 10: The left panel shows the plot of the tilt and the tensor to scalar ratio and the right panel shows the plot of the tilt and the running. The dark blue region is compatible with the Planck measurement in 68% CL and the light blue region is in 95% CL [13]. The blue markers are for $N_k = 60$, the orange ones are for $N_k = 65$, the green ones are for $N_k = 70$, and the red ones are for $N_k = 75$. The square markers are for $n = 1$, the circle ones are for $n = 2$, and the triangle ones are for $n = 3$. As we increase N_k , more values of B come to be observationally allowed.

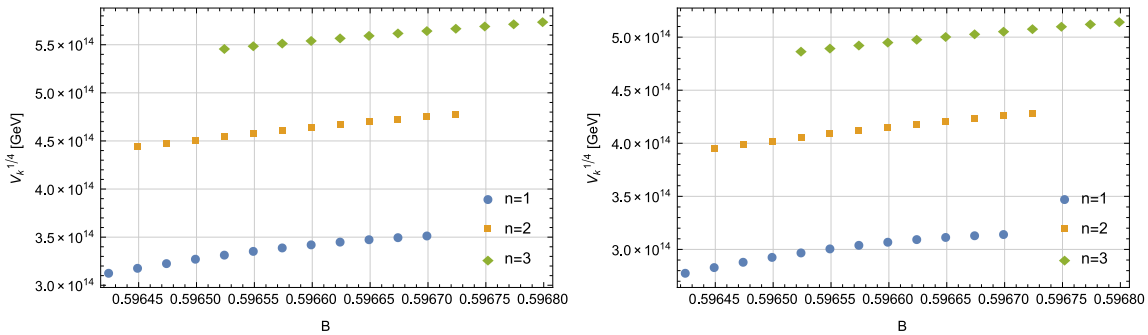


Figure 11: The left panel shows the value of the scalar potential $V^{\frac{1}{4}}[\text{GeV}]$ at the Hubble crossing for $N_k = 60$ and the right panel shows the one for $N_k = 70$.

As was discussed in Refs. [25, 26], the CMB observations suggest that the spectral index n_s is related to N_k as

$$n_s - 1 = -\frac{\alpha}{N_k}. \quad (4.13)$$

In such a case, solving

$$n_s - 1 \simeq -\varepsilon_1(N_k) + \frac{d \ln \varepsilon_1(N_k)}{dN_k} \simeq \frac{d \ln \varepsilon_1(N_k)}{dN_k}, \quad (4.14)$$

we can compute $\varepsilon_1(N_k)$ and the tensor to scalar ratio. Figure 12 shows that when the parameter B is set to the ones which are compatible with the Planck measurements, the spectral index in this model is given by Eq. (4.13) in a good accuracy. For instance, for $n = 3$ and $B = 0.5968, 0.5969, 0.597$, α is given by $\alpha = 2.85, 2.83, 2.82$, respectively.

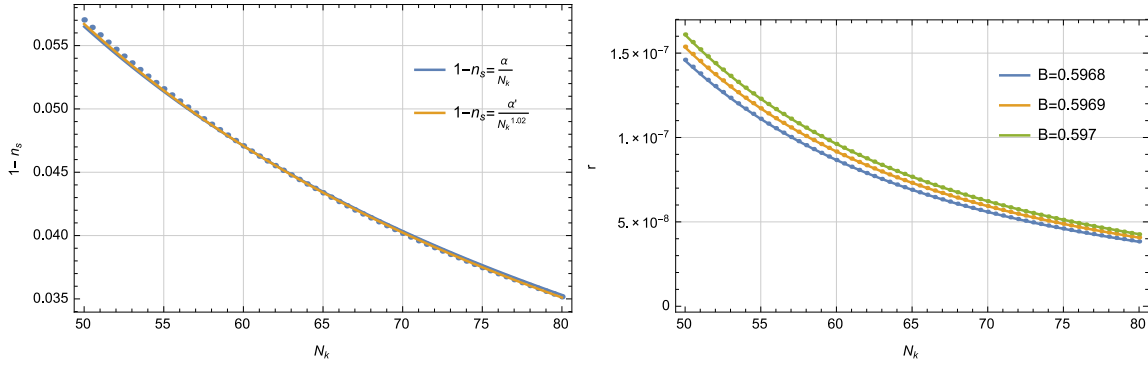


Figure 12: The left panel shows the $N_k - (n_s - 1)$ plot for $n = 3$ and $B = 0.5968$ and it can be well fitted by $n_s - 1 \simeq -\alpha/N_k$ with $\alpha = 2.83$. (Slightly better for $n_s - 1 \propto 1/N_k^{1.02}$.) The right panel shows that the $N_k - r$ plot is almost on the line of $r \simeq \frac{16}{\beta} N_k^{-\alpha}$.

Then, using Eqs. (4.13) and (4.14) and integrating about N_k , we obtain r as

$$r \simeq \frac{16}{\beta} N_k^{-\alpha}, \quad (4.15)$$

where β is an integration constant. With an appropriate choice of β , this expression reproduces the numerical result of r as it should be (see the right panel of Fig. 12).

4.3 Reheating process and estimation of N_k

The presence of the minimum value of $1 - n_s$ is very important, because it gives a lower bound on N_k to be compatible with the observations. The e -folding N_k should depend on the various physics after inflation and is given by [13, 27]

$$N_k \approx 66 - \ln\left(\frac{k}{a_0 H_0}\right) + \frac{1}{4} \ln\left(\frac{V_k^2}{M_{pl}^2 \rho_{end}}\right) + \frac{1 - 3w_r}{12(1 + w_r)} \ln\left(\frac{\rho_{th}}{\rho_{end}}\right), \quad (4.16)$$

where a_0 and H_0 are the scale factor and the Hubble parameter at present and ρ_{end} and ρ_{th} are the energy densities at the end of inflation and at the time when the universe was thermalized after inflation, respectively. The parameter $w_r \equiv p_r/\rho_r$ characterizes the effective equation of state during the oscillatory phase after inflation. When we insert the typical value of V_k in this model and $V_k \simeq \rho_{end}$ into the above expression, we obtain

$$N_k \approx 58 - \ln\left(\frac{k}{a_0 H_0}\right) + \frac{1 - 3w_r}{12(1 + w_r)} \ln\left(\frac{\rho_{th}}{\rho_{end}}\right). \quad (4.17)$$

Therefore, in particular, when the thermalization process is completed instantaneously, giving $\rho_{th} \simeq \rho_{end}$, this model is almost marginal at 95% CL.

Meanwhile, when $\rho_{th} < \rho_{end}$ and $w_r < 1/3$, a smaller value of N_k will be predicted, which makes more unlikely to be compatible with the Planck data. In a single field model with the canonical kinetic term and a power-law scalar potential, $w_r > 1/3$ requires the power of the scalar potential should be larger than 4. In our setup, the computation of w_r

will be more complicated because the evolution of the oscillatory phase is determined by the coupled two fields T_R and T_I with the non-canonical kinetic term. To calculate ρ_{th} , we need to know the coupling between the inflaton and the standard model sector. In this model, since the inflaton is the modulus field, whose coupling to the standard model sector can be identified, ρ_{th} will be predictable. Thus, by combining the information about the reheating, it may be possible to testify this model. A further study will be reported in our forthcoming publication [24].

5. Conclusion

In this paper, we investigated a phenomenological consequence of the modular invariance. In particular, we studied the moduli inflation with the Lagrangian which preserves the modular invariance. In this model, the minimum of the scalar potential, is located at the edge of the fundamental region for the explored values of B . Setting the scalar potential at the global minimum to 0, we find that the Lagrangian density is determined only by the three parameters A , B , and $n = 1, 2, 3$. The modular invariance constrains the shape of the scalar potential (which is mainly determined by B) and the region with the flat potential was found only around $|T| = 1$.

A successful inflation model was found only in the restricted parameter region of B , $B_c < B \lesssim 0.6$. The background trajectory during the slow-roll phase is almost determined by the axion, the imaginary part of the modulus field. Unlike in most of the successful axion inflation models, whose trajectory traces the large field periodic scalar potential, the scalar potential in this model is given by the hilltop potential V_{ht} with the small modulation, i.e., small field inflation. Then, the slow-roll inflation can take place without the super-Planckian excursion as in the natural inflation, which may give rise to a conflict to the UV completion of quantum gravity.

The predicted primordial gravitational waves are too tiny to be able to detect them in a near future. Then, it is unlikely to falsify this model only by examining the primordial perturbations. However, since the coupling of the modulus field to the standard model sector can be determined, the reheating temperature and the equation of state during inflation are potentially calculable in a self-complete way. Therefore, by studying possible values of N_k , it may be possible to further examine the observational consistency of this model. This result will be reported in our future study [24].

In this paper, we considered the simplest form of the superpotential which preserves the modular invariance. In Ref. [9], a generalization of the modular invariant model was explored. It may be interesting to see if this generalization allows us to find a new type of inflation. In the generalized setup, one may want to look for an inflation model where the global minimum can be set to $V = 0$ by introducing a positive δV , since in such a case, we can identify δV with an explicit SUSY breaking uplift term. This investigation is left for a future study.

Acknowledgements

We would like to thank T. Higaki, K. Ichiki, and H. Otsuka for useful discussions. This project was initiated and completed under the support of Building of Consortia for the Development of Human Resources in Science and Technology. T. K. was supported in part by the Grant-in-Aid for Scientific Research No. 25400252 and No. 26247042 from the Ministry of Education, Culture, Sports, Science and Technology (MEXT) in Japan. D. N. is supported in part by MEXT Grant-in-Aid for Scientific Research on Innovation Areas, Nos. 15H05890. Y. U. is supported by JSPS Grant-in-Aid for Research Activity Start-up under Contract No. 26887018.

References

- [1] S. Hamidi and C. Vafa, Nucl. Phys. B **279**, 465 (1987); L. J. Dixon, D. Friedan, E. J. Martinec and S. H. Shenker, Nucl. Phys. B **282**, 13 (1987); T. T. Burwick, R. K. Kaiser and H. F. Muller, Nucl. Phys. B **355**, 689 (1991); J. Erler, D. Jungnickel, M. Spalinski and S. Stieberger, Nucl. Phys. B **397**, 379 (1993) [hep-th/9207049]; K. -S. Choi and T. Kobayashi, Nucl. Phys. B **797**, 295 (2008) [arXiv:0711.4894 [hep-th]].
- [2] M. Cvetič and I. Papadimitriou, Phys. Rev. D **68**, 046001 (2003) [Erratum-ibid. D **70**, 029903 (2004)] [hep-th/0303083]; S. A. Abel and A. W. Owen, Nucl. Phys. B **663**, 197 (2003) [hep-th/0303124]; D. Cremades, L. E. Ibanez and F. Marchesano, JHEP **0307**, 038 (2003) [hep-th/0302105]; S. A. Abel and A. W. Owen, Nucl. Phys. B **682**, 183 (2004) [hep-th/0310257].
- [3] D. Cremades, L. E. Ibanez and F. Marchesano, JHEP **0405**, 079 (2004) [hep-th/0404229];
- [4] L. E. Ibanez and A. M. Uranga, “String theory and particle physics: An introduction to string phenomenology,” Cambridge University Press (2012).
H. Abe, K. S. Choi, T. Kobayashi and H. Ohki, JHEP **0906**, 080 (2009) [arXiv:0903.3800 [hep-th]].
- [5] V. S. Kaplunovsky, Nucl. Phys. B **307**, 145 (1988) [Erratum-ibid. B **382**, 436 (1992)] [hep-th/9205068].
- [6] L. J. Dixon, V. Kaplunovsky and J. Louis, Nucl. Phys. B **355**, 649 (1991).
- [7] J. P. Derendinger, S. Ferrara, C. Kounnas and F. Zwirner, Nucl. Phys. B **372**, 145 (1992).
- [8] S. Ferrara, N. Magnoli, T. R. Taylor and G. Veneziano, Phys. Lett. B **245**, 409 (1990). doi:10.1016/0370-2693(90)90666-T
- [9] M. Cvetič, A. Font, L. E. Ibanez, D. Lust and F. Quevedo, Nucl. Phys. B **361**, 194 (1991). doi:10.1016/0550-3213(91)90622-5
- [10] H. Abe, T. Kobayashi and H. Otsuka, JHEP **1504** (2015) 160 [arXiv:1411.4768 [hep-th]].
- [11] T. Higaki and F. Takahashi, JHEP **1503**, 129 (2015) doi:10.1007/JHEP03(2015)129 [arXiv:1501.02354 [hep-ph]].
- [12] R. Kappl, H. P. Nilles and M. W. Winkler, Phys. Lett. B **753**, 653 (2016) doi:10.1016/j.physletb.2015.12.073 [arXiv:1511.05560 [hep-th]].
- [13] P. A. R. Ade *et al.* [Planck Collaboration], arXiv:1502.02114 [astro-ph.CO].

- [14] K. Freese, J. A. Frieman and A. V. Olinto, *Phys. Rev. Lett.* **65**, 3233 (1990).
- [15] E. Pajer and M. Peloso, *Class. Quant. Grav.* **30**, 214002 (2013)
doi:10.1088/0264-9381/30/21/214002 [arXiv:1305.3557 [hep-th]].
- [16] P. Svrcek and E. Witten, *JHEP* **0606**, 051 (2006) doi:10.1088/1126-6708/2006/06/051
[hep-th/0605206].
- [17] J. E. Kim, H. P. Nilles and M. Peloso, *JCAP* **0501** (2005) 005 [hep-ph/0409138].
- [18] H. Abe, T. Kobayashi and H. Otsuka, *PTEP* **2015** 6, 063E02 [arXiv:1409.8436 [hep-th]].
- [19] E. J. Copeland, A. R. Liddle, D. H. Lyth, E. D. Stewart and D. Wands, *Phys. Rev. D* **49**,
6410 (1994) doi:10.1103/PhysRevD.49.6410 [astro-ph/9401011].
- [20] K. Choi, J. E. Kim and H. P. Nilles, *Phys. Rev. Lett.* **73**, 1758 (1994)
doi:10.1103/PhysRevLett.73.1758 [hep-ph/9404311].
- [21] M. Peloso and C. Unal, *JCAP* **1506**, no. 06, 040 (2015) doi:10.1088/1475-7516/2015/06/040
[arXiv:1504.02784 [astro-ph.CO]].
- [22] T. Kobayashi, A. Oikawa and H. Otsuka, arXiv:1510.08768 [hep-ph].
- [23] C. Gordon, D. Wands, B. A. Bassett and R. Maartens, *Phys. Rev. D* **63**, 023506 (2001)
doi:10.1103/PhysRevD.63.023506 [astro-ph/0009131].
- [24] R. Iida, T. Kobayashi, D. Nitta, and Y. Urakawa, in preparation.
- [25] D. Roest, *JCAP* **1401**, 007 (2014) doi:10.1088/1475-7516/2014/01/007 [arXiv:1309.1285
[hep-th]].
- [26] P. Creminelli, S. Dubovsky, D. Lopez Nacir, M. Simonovic, G. Trevisan, G. Villadoro and
M. Zaldarriaga, *Phys. Rev. D* **92**, no. 12, 123528 (2015) doi:10.1103/PhysRevD.92.123528
[arXiv:1412.0678 [astro-ph.CO]].
- [27] A. R. Liddle and S. M. Leach, *Phys. Rev. D* **68**, 103503 (2003)
doi:10.1103/PhysRevD.68.103503 [astro-ph/0305263].