

THE EFFECT OF ²²NE DIFFUSION IN THE EVOLUTION AND PULSATONAL PROPERTIES OF WHITE DWARFS WITH SOLAR METALLICITY PROGENITORS

MARÍA E. CAMISASSA, LEANDRO G. ALTHAUS, ALEJANDRO H. CÓRSICO

Facultad de Ciencias Astronómicas y Geofísicas, Universidad Nacional de La Plata, Paseo del Bosque s/n, 1900 La Plata, Argentina and
Instituto de Astrofísica de La Plata, UNLP-CONICET, Paseo del Bosque s/n, 1900 La Plata, Argentina

NÚRIA VINYOLES, ALDO M. SERENELLI, JORDI ISERN

Instituto de Ciencias del Espacio (CSIC), Carrer de Can Magrans s/n, 08193, Cerdanyola del Vallés, Spain and
Institute for Space Studies of Catalonia, c/Gran Capità 2-4, Edif. Nexus 201, 08034 Barcelona, Spain

MARCELO M. MILLER BERTOLAMI

Max-Planck-Institut für Astrophysik, Karl-Schwarzschild-Str. 1, 85748, Garching, Germany and
Instituto de Astrofísica de La Plata, UNLP-CONICET, Paseo del Bosque s/n, 1900 La Plata, Argentina

AND

ENRIQUE GARCÍA-BERRO

Departament de Física, Universitat Politècnica de Catalunya, c/Esteve Terrades 5, 08860 Castelldefels, Spain and
Institute for Space Studies of Catalonia, c/Gran Capità 2-4, Edif. Nexus 201, 08034 Barcelona, Spain

Draft version September 6, 2018

ABSTRACT

Because of the large neutron excess of ²²Ne, this isotope rapidly sediments in the interior of the white dwarfs. This process releases an additional amount of energy, thus delaying the cooling times of the white dwarf. This influences the ages of different stellar populations derived using white dwarf cosmochronology. Furthermore, the overabundance of ²²Ne in the inner regions of the star, modifies the Brunt-Väisälä frequency, thus altering the pulsational properties of these stars. In this work, we discuss the impact of ²²Ne sedimentation in white dwarfs resulting from Solar metallicity progenitors ($Z = 0.02$). We performed evolutionary calculations of white dwarfs of masses 0.528, 0.576, 0.657 and 0.833 M_{\odot} , derived from full evolutionary computations of their progenitor stars, starting at the Zero Age Main Sequence all the way through central hydrogen and helium burning, thermally-pulsing AGB and post-AGB phases. Our computations show that at low luminosities ($\log(L/L_{\odot}) \lesssim -4.25$), ²²Ne sedimentation delays the cooling of white dwarfs with Solar metallicity progenitors by about 1 Gyr. Additionally, we studied the consequences of ²²Ne sedimentation on the pulsational properties of ZZ Ceti white dwarfs. We find that ²²Ne sedimentation induces differences in the periods of these stars larger than the present observational uncertainties, particularly in more massive white dwarfs.

Subject headings: dense matter — diffusion — stars: evolution — stars: interiors — stars: white dwarfs — asteroseismology

1. INTRODUCTION

White dwarf stars are the most common end-point of stellar evolution. They provide a wealth of information about the evolution of their progenitor stars, and the physical processes occurring in stars. They also provide valuable information about the star formation history of the Solar neighborhood, and allow us to study the properties of various stellar populations – see Fontaine & Brassard (2008); Winget & Kepler (2008), and Althaus et al. (2010b) for reviews. In particular, white dwarfs are used as accurate age indicators for a wide variety of Galactic populations, including the disk, and open and globular clusters – see Winget et al. (2009); García-Berro et al. (2010); Jeffery et al. (2011); Bono et al. (2013); Hansen et al. (2013) and Torres et al. (2015) for some recent applications.

The use of white dwarfs as reliable and precise clocks to date stellar populations has prompted the computation of detailed and complete evolutionary models for

these stars, taking into account all the relevant sources and sinks of energy, and the evolutionary history of progenitor stars (Renedo et al. 2010; Salaris et al. 2010; Althaus et al. 2012, 2015). The computation of such models requires a detailed knowledge of the main physical processes responsible for their evolution. Among these processes, and relevant for the present paper, is the slow gravitational settling of ²²Ne in the liquid phase, that has been shown to strongly decrease the cooling rate of white dwarfs resulting from high-metallicity ($Z \gtrsim 0.03$) progenitors (García-Berro et al. 2008; Althaus et al. 2010c). ²²Ne is the most abundant impurity present in the carbon-oxygen interiors of typical white dwarfs, and is the result of helium burning of the ¹⁴N built up during the CNO cycle. In particular, the two additional neutrons present in the ²²Ne nucleus (relative to $A = 2Z$) results in a net downward gravitational force and a slow settling of ²²Ne in the liquid regions towards the center of the white dwarf (Bravo et al. 1992). The role of ²²Ne sedimentation in the energetics of crystallizing white dwarfs was first addressed

TABLE 1

BASIC MODEL PROPERTIES FOR OUR SEQUENCES. WE LIST THE MASS AT THE ZERO-AGE MAIN SEQUENCE (M_{ZAMS}), THE MASS OF THE RESULTING WHITE DWARF (M_{WD}), THE AGE AT THE BEGINNING OF WHITE DWARF COOLING SEQUENCE, DEFINED AT THE MOMENT WHEN THE STAR REACHES THE MAXIMUM EFFECTIVE TEMPERATURE, t_{pre-WD} , AND SURFACE CARBON TO OXYGEN RATIO AT THE BEGINNING OF THE WHITE DWARF STAGE (C/O).

M_{ZAMS} (M_{\odot})	M_{WD} (M_{\odot})	t_{pre-WD} (Gyr)	C/O
1.0	0.528	11.813	0.3009
1.5	0.576	2.820	1.6488
3.0	0.657	0.443	1.1434
4.0	0.833	0.196	4.0894

by Isern et al. (1991), and quantitatively explored later by Deloye & Bildsten (2002) and Althaus et al. (2010c). These studies showed that ^{22}Ne sedimentation releases substantial energy to modify appreciably the cooling of massive white dwarfs, delaying the evolution by about 10^9 yrs at low luminosities ($\log L/L_{\odot} \lesssim -4.5$). The occurrence of this process in the interior of cool white dwarfs has been shown to be a key factor in solving the longstanding age discrepancy of the metal-rich cluster NGC 6791 (García-Berro et al. 2010)

The studies of García-Berro et al. (2008) and Althaus et al. (2010c) revealed the necessity of including the gravitational energy released by ^{22}Ne sedimentation in the calculations of detailed white dwarf cooling sequences. Motivated by these findings, in this paper we investigate the impact of ^{22}Ne sedimentation on the cooling age of white dwarfs resulting from Solar metallicity progenitors. Our aim is to provide an accurate assessment of the differences in the cooling ages when this process is neglected. The results presented here improve our previous works in two ways. First, the calculations presented here include realistic initial ^{22}Ne abundance distributions in the white dwarf interior, resulting from the evolutionary history of progenitor stars. In particular, we compute the full evolution of progenitor stars starting from the ZAMS all the way through the phases of hydrogen and helium core burning and the thermally pulsing asymptotic giant branch (AGB). In this way we obtained realistic initial ^{22}Ne profiles at the beginning of the white dwarf cooling sequence, necessary to accurately compute the energy released by the slow ^{22}Ne sedimentation along the entire white dwarf cooling track. And, secondly, the physical description of ^{22}Ne diffusion in strongly coupled plasma mixtures is substantially improved. Specifically, in our calculations we employ the new diffusion coefficients for ^{22}Ne based on the molecular dynamics simulations of ^{12}C , ^{16}O , and ^{22}Ne mixtures of Hughto et al. (2010). These diffusion coefficients are now accurately known. Thus, the remaining uncertainties in their specific values should not be relevant for white dwarf evolutionary calculations.

We extend the scope of the paper by exploring the consequences of ^{22}Ne sedimentation for the adiabatic pulsational properties of ZZ Ceti stars. To this end, we perform an adiabatic, nonradial pulsation analysis of g -modes. The results presented here are the first ones in showing the impact of ^{22}Ne sedimentation on the expected spectrum of pulsation periods of evolving ZZ Ceti star models.

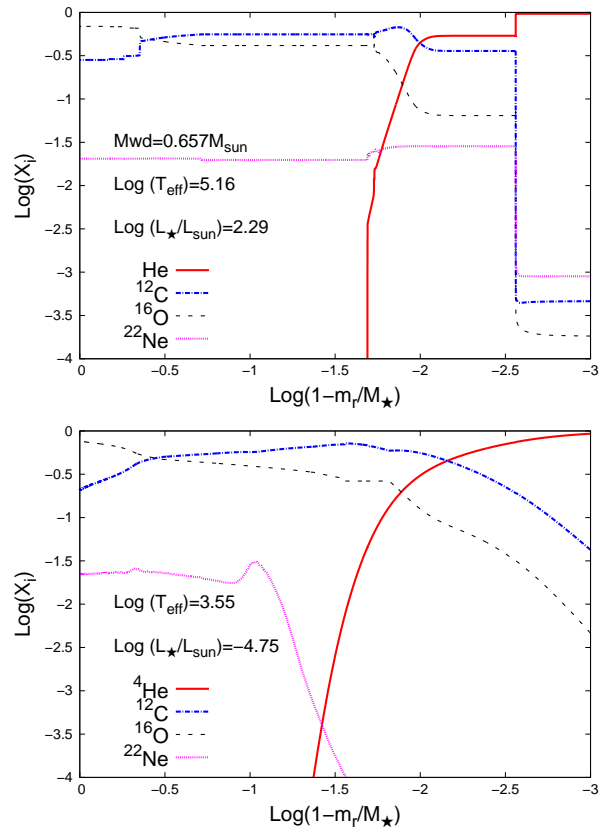


FIG. 1.— Logarithmic mass fractions of the elements in the $0.657 M_{\odot}$ white dwarf model. The top panel shows the abundances at the beginning of the white dwarf cooling sequences, while the bottom panel shows the final abundances.

2. NUMERICAL SETUP AND INPUT PHYSICS

The evolutionary calculations discussed in this paper were done with an updated version of the LPCODE stellar evolutionary code, see Althaus et al. (2005) and references therein. This is a well-tested and calibrated code that has been amply used in the study of different aspects of the evolution of low-mass stars. Particularly, it has been used to compute very accurate and realistic white dwarf models (Miller Bertolami et al. 2008; García-Berro et al. 2010; Althaus et al. 2010a; Renedo et al. 2010; Miller Bertolami et al. 2011; Wachlin et al. 2011; Córscico et al. 2012; Althaus et al. 2013, 2015). A recent test comparing LPCODE with a different white dwarf evolutionary code shows that uncertainties in the white dwarf cooling ages that result from the different numerical implementations of the stellar evolution equations are less than 2% (Salaris et al. 2013). A detailed description of the input physics and numerical procedures can be found in these works. In this section we briefly summarize the main input physics for this work.

In this work initial white dwarf models have been derived from the full evolutionary history of their progenitor stars, including the central hydrogen and helium burning, the thermally-pulsing AGB and the post AGB. The initial metallicity of the sequences has been set to $Z = 0.02$. The initial masses of our sequences and the resulting white dwarf masses are listed in Table 1, together with the pre-white dwarf age and the carbon-to-oxygen ratio at the beginning of the white dwarf stage, before

gravitational settling modifies it. The evolution of the models before the white dwarf stage is described in detail in Miller Bertolami (2015), to which the reader is referred.

In contrast with our previous studies of the impact of ^{22}Ne sedimentation on white dwarf evolution, in this work we have considered realistic initial ^{22}Ne profiles at the beginning of the cooling track. Relevant to this aspect, we mention that LPCODE considers a simultaneous treatment of non-instantaneous mixing (and extra-mixing if present), element diffusion (chemical and thermal diffusion plus gravitational settling) and nuclear burning of elements. The code treats convective boundary mixing as a diffusion process by assuming that mixing velocities decay exponentially beyond each convective boundary (Freytag et al. 1996; Herwig et al. 1997). Specifically, we assumed a diffusion coefficient $D_{\text{OV}} = D_{\text{O}} \exp(-2z/fH_{\text{p}})$, where H_{p} is the pressure scale height at the convective boundary, D_{O} is the diffusion coefficient of unstable regions close to the convective boundary, and z is the geometric distance from the edge of the convective boundary. Convective boundary mixing has been considered during the core hydrogen and helium burning phases and in the thermally-pulsing AGB. The convective boundary mixing efficiency f has been calibrated to different values in different convective boundaries in order to reproduce different observables during the pre-white dwarf phase – see Miller Bertolami (2015) for details. Radiative and conductive opacities are taken from the OPAL database (Iglesias & Rogers 1996) and from Cassisi et al. (2007), respectively. For the low-temperature regime we used the molecular opacities with varying carbon-to-oxygen ratios of Ferguson et al. (2005), presented in Weiss & Ferguson (2009). These opacities are necessary for a realistic treatment of the evolution of the progenitor during the thermally-pulsing AGB phase. At low effective temperatures in the white dwarf regime, outer boundary conditions for the evolving models are derived from non-grey model atmospheres (Rohrman et al. 2012). Latent heat and phase separation of carbon and oxygen due to crystallization have been included as energy sources, using the phase diagram of Horowitz et al. (2010).

Another improvement with respect to our previous studies, is that we have included in this work the most recent determination of the ^{22}Ne diffusion coefficients (Hughto et al. 2010). We have also improved our numerical treatment for ^{22}Ne sedimentation by assuming that ^{22}Ne diffuses in a one component plasma background, consisting of a fictitious element with atomic weight (A) and atomic number (Z). In contrast with our previous treatment, here A and Z of the fictitious element are defined by the average A and Z in each layer, and not assumed constant through different layers. Finally, the energy released by ^{22}Ne sedimentation as well as from crystallization is included locally in the equation of luminosity, following García-Berro et al. (2008) and Althaus et al. (2010c). The calculations presented here constitute the first grid of Solar-metallicity white dwarf evolutionary sequences that include the effects of ^{22}Ne sedimentation in a consistent way. Finally, for the sake of comparison, we have also performed additional evolutionary calculations in which ^{22}Ne sedimentation has

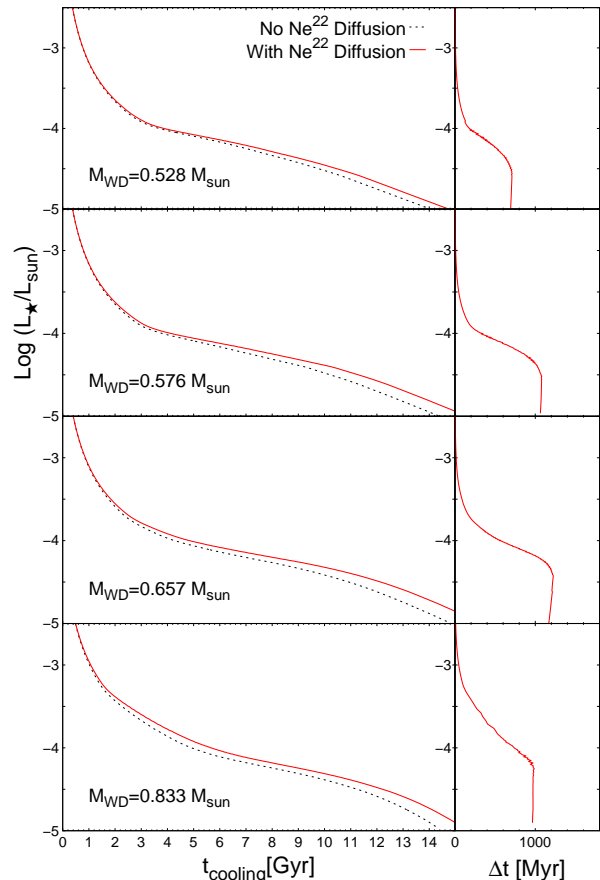


FIG. 2.— Impact of ^{22}Ne sedimentation on the cooling times, defined as the time since the star reaches its maximum effective temperature, for our four sequences. The dashed line shows the evolution when ^{22}Ne sedimentation is disregarded, while the solid red line shows the evolution for the white dwarf when ^{22}Ne sedimentation is included. Time delays in Myr are also shown in the right panels.

been suppressed.

In order to improve upon previous works we also analyze the impact of ^{22}Ne sedimentation in the predicted pulsational spectrum of ZZ Ceti stars. For this we employ the adiabatic version of the LP-PUL pulsation code described in detail in Córscico & Althaus (2006), that is coupled to the LPCODE evolutionary code. The LP-PUL pulsation code is based on a general Newton-Raphson technique that solves the full fourth-order set of real equations and boundary conditions governing linear, adiabatic, nonradial pulsations following the dimensionless formulation of Dziembowski (1971) – see Unno et al. (1989). The prescription we follow to assess the run of the Brunt-Väisälä frequency (N) for a degenerate environment typical of the deep interior of a white dwarf is the so-called “Ledoux Modified” treatment (Tassoul et al. 1990):

$$N^2 = \frac{g^2 \rho \chi_{\text{T}}}{P \chi_{\rho}} [\nabla_{\text{ad}} - \nabla + B], \quad (1)$$

where the compressibilities are defined as

$$\chi_{\rho} = \left(\frac{\partial \ln P}{\partial \ln \rho} \right)_{\text{T}, \{X_i\}} \quad \chi_{\text{T}} = \left(\frac{\partial \ln P}{\partial \ln T} \right)_{\rho, \{X_i\}}. \quad (2)$$

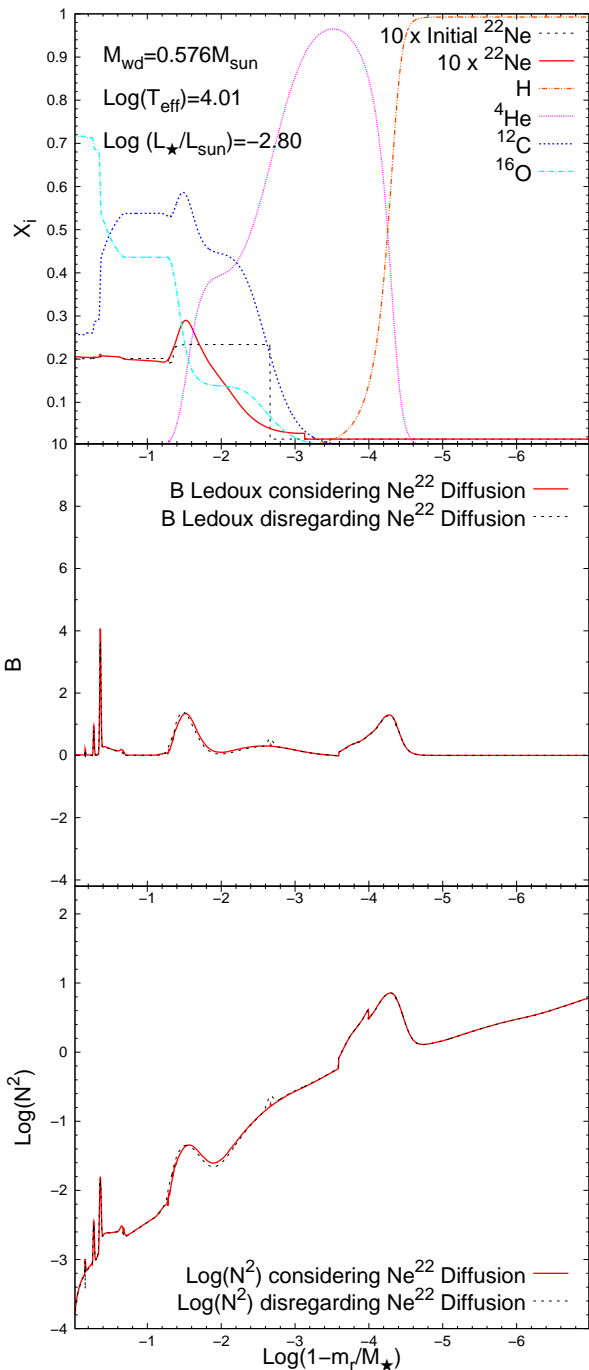


FIG. 3.— Top panel: chemical abundance distribution of a selected $0.576 M_\odot$ white dwarf model at $\text{log}(T_{\text{eff}}) = 4.01$. For comparison purposes, the initial ^{22}Ne distribution at the beginning of the cooling track is also shown. Middle panel: Ledoux term for the same model. Solid (dotted) line corresponds to the case when ^{22}Ne sedimentation is included (disregarded). Bottom panel: run of the corresponding Brunt-Väisälä frequency.

The Ledoux term B is computed as (Tassoul et al. 1990):

$$B = -\frac{1}{\chi_T} \sum_1^{M-1} \chi_{X_i} \frac{d \ln X_i}{d \ln P}, \quad (3)$$

where:

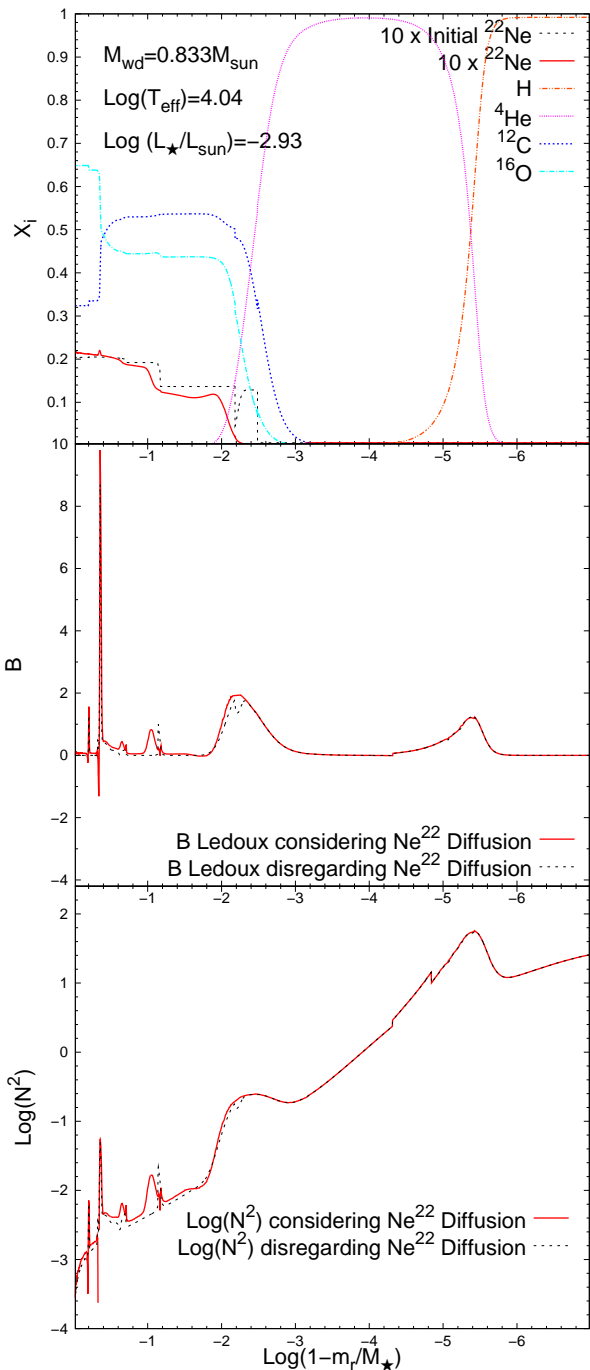


FIG. 4.— Same as Fig. 3 for a $0.833 M_\odot$ white dwarf model at $\text{log}(T_{\text{eff}}) = 4.04$.

$$\chi_{X_i} = \left(\frac{\partial \ln P}{\partial \ln X_i} \right)_{\rho, T, \{X_{j \neq i}\}}. \quad (4)$$

3. RESULTS

3.1. Impact on white dwarf evolution

The inner chemical abundance distribution in terms of the outer mass fraction at the beginning of the cooling track of our $0.657 M_\odot$ white dwarf sequence is shown in the upper panel of Fig. 1. This figure shows the chemical stratification as given by the evolutionary history of the progenitor star. In particular, the ^{22}Ne

abundance by mass is about 0.02 throughout the innermost region of the white dwarf. This abundance was mostly built up during the helium core burning phase and results from helium burning on ^{14}N via the reactions $^{14}\text{N}(\alpha, \gamma)^{18}\text{F}(\beta^+)^{18}\text{O}(\alpha, \gamma)^{22}\text{Ne}$. It is also worth noting the abrupt change of ^{22}Ne abundance at $\log(1 - m_r/M_\star) \sim -2.5$, just below the pure helium buffer. This abrupt change in all chemical abundances shown in the figure marks the extent reached by the pulse-driven convection zone during the last thermal pulse on the AGB experienced by the progenitor star.

The bottom panel of Fig. 1 shows the corresponding chemical stratification at the end of the cooling track, when the surface luminosity is $\log(L/L_\odot) = -4.75$. Note that element diffusion has markedly changed the initial chemical abundance distribution. In particular, chemical transitions have been smoothed out by the diffusion processes. Note also that element diffusion has depleted ^{22}Ne in the outer regions of the core, and enhanced it in the central region of the white dwarf. This takes place during those stages of the evolution during which the white dwarf core is liquid, and is more relevant for massive white dwarfs, owing to their larger gravities.

Deloye & Bildsten (2002); García-Berro et al. (2008) and Althaus et al. (2010c) have convincingly shown that the slow ^{22}Ne sedimentation process releases enough energy to strongly alter the evolution of white dwarfs characterized by a high metal content in their interiors. Here, we find that cooling times are substantially modified in the case of white dwarf with solar metallicity progenitors. This can be inferred from Fig. 2, that shows the white dwarf surface luminosity as a function of age for all our sequences. The solid (dotted) lines show the prediction when ^{22}Ne sedimentation is considered (suppressed). Time delays are shown in the right side panels. Note the substantial lengthening of the evolutionary times at low luminosities. At the luminosities typical of the cut-off of the white dwarf luminosity function, $\log(L/L_\odot) \approx -4.5$, time delays range from 0.7 to 1.2 Gyr, depending on the stellar mass (see Table 2). It should be mentioned that the oldest white dwarfs in the Galactic disk are likely low metallicity, so the impact of ^{22}Ne sedimentation on those white dwarfs should be less relevant. Also note that massive white dwarfs have larger gravities, and therefore ^{22}Ne sedimentation is more effective. At low luminosities, when the white dwarf crystallizes, ^{22}Ne stops diffusing inwards through the solid phase, therefore the time delay stops growing. This is reflected in the curve of the right side panels, as it becomes constant after crystallization. Time delays are slightly shorter in the $0.833 M_\odot$ white dwarf model than in the $0.657 M_\odot$ model, because more massive white dwarf crystallize at a higher luminosity, preventing ^{22}Ne to keep diffusing. In summary, ^{22}Ne sedimentation, a process not considered in most existing grids of white dwarf evolutionary sequences used to date stellar populations, induces substantial delays in the cooling times of white dwarfs with Solar metallicity progenitors. Moreover, the lengthening of the cooling times is much larger than the uncertainties arising from current uncertainties in the microphysics and numerical inputs (Salaris et al. 2013). A more detailed comparison between model cooling sequences and the observed white dwarf luminosity function is thus desirable. We

defer these comparisons to future work.

3.2. Asteroseismological consequences

Early estimates of the impact of ^{22}Ne diffusion on the pulsation properties of ZZ Ceti stars was done by Deloye & Bildsten (2002), who found that this process could change the period of the high radial order g -modes by about 1 %. In this section, we perform a detailed analysis to provide a reliable assessment of the adiabatic pulsation properties of our white dwarf evolutionary models that take into account ^{22}Ne diffusion. We compute pulsation periods in the range $100 \lesssim \Pi \lesssim 3500$ s corresponding to dipole ($\ell = 1$) g modes. Quantities relevant for the pulsational properties of our models are shown in Fig. 3 for a selected $0.576 M_\odot$ white dwarf model at $\log(T_{\text{eff}}) = 4.01$. For comparison purposes, we show in the upper panel the chemical stratification of the model. Note that at this stage of the evolution, which corresponds to the domain of ZZ Ceti stars, element diffusion has markedly altered the initial ^{22}Ne distribution in the star. In particular, it has strongly smoothed out the abrupt change of the ^{22}Ne abundance at $\log(1 - m_r/M_\star) \sim -2.6$, and it has produced a bump in its abundance at $\log(1 - m_r/M_\star) \sim -1.5$. This bump is located at the tail of the helium distribution, where the average values of Z and A grow inwards, leading to a change in the diffusion coefficients at those layers. In particular, the diffusion coefficients decrease inwards at that interface, thus ^{22}Ne ions tend to accumulate. As the white dwarf evolves, this bump diffuses inwards.

In the middle and bottom panels of Fig. 3 we plot the run of the Ledoux term B and the logarithm of the squared Brunt-Väisälä frequency, respectively, for the same white dwarf model. We show the model including Ne^{22} sedimentation using solid lines, while dotted lines are employed for the model for which Ne^{22} sedimentation was neglected. As can be seen, ^{22}Ne sedimentation barely affects the shape of the Brunt-Väisälä frequency, being almost unnoticeable in the plot.

Because of the two additional neutrons of the ^{22}Ne nucleus (relative to $A = 2 Z$ nuclei), changes in the ^{22}Ne abundance directly translate into appreciable changes in the pressure of the degenerate electron gas. By the time evolution has proceeded to the domain of the ZZ Ceti stars, ^{22}Ne has diffused toward the central regions of the star, so the outer layers of the core have already been depleted of this element. This behavior turns out to be markedly more noticeable for larger gravities. This can be appreciated in the upper panel of Fig. 4, which shows the chemical abundance distribution of a selected $0.833 M_\odot$ white dwarf model at $\log(T_{\text{eff}}) = 4.04$. The consequences for the Ledoux term and the Brunt-Väisälä frequency can be inferred from the middle and bottom panels, respectively. Note in particular that the overabundance of ^{22}Ne in the inner regions of the star leads to an increase of the density and therefore to a global increase in the Brunt-Väisälä frequency in those regions.

The precise shape of the Brunt-Väisälä frequency largely determines the structure of the g -mode period spectrum. Since this quantity is modified by the overabundance of the ^{22}Ne in the inner regions of the star, particularly in massive white dwarfs, the value of the pulsation periods are thus expected to be affected when sedimentation of ^{22}Ne is allowed to operate. This is

TABLE 2
WHITE DWARF COOLING AGES FOR SEQUENCES WITH ^{22}Ne DIFFUSION AND THEIR CORRESPONDING TIME DELAYS COMPARED TO THE SEQUENCES IN WHICH THIS PROCESS IS DISREGARDED.

$-\log(L/L_{\odot})$	t_{cool} (Gyr)			
	$0.528 M_{\odot}$	$0.576 M_{\odot}$	$0.657 M_{\odot}$	$0.833 M_{\odot}$
1.0	0.02	0.02	0.01	0.01
2.0	0.16	0.16	0.17	0.21
3.0	0.77	0.80	0.86	1.06
4.0	3.92	4.15	4.83	5.65
4.5	10.45	11.33	12.10	12.13
5.0	14.68	15.29	16.01	15.52
δt (Gyr)				
3.0	0.006	0.009	0.015	0.046
4.0	0.18	0.34	0.56	0.74
4.5	0.69	1.07	1.22	0.97

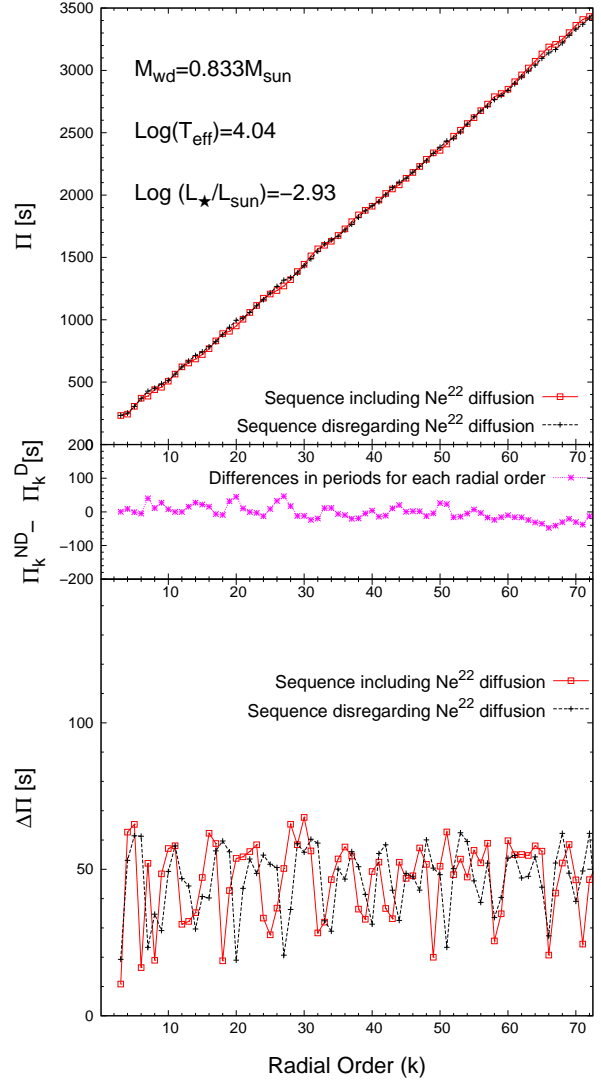
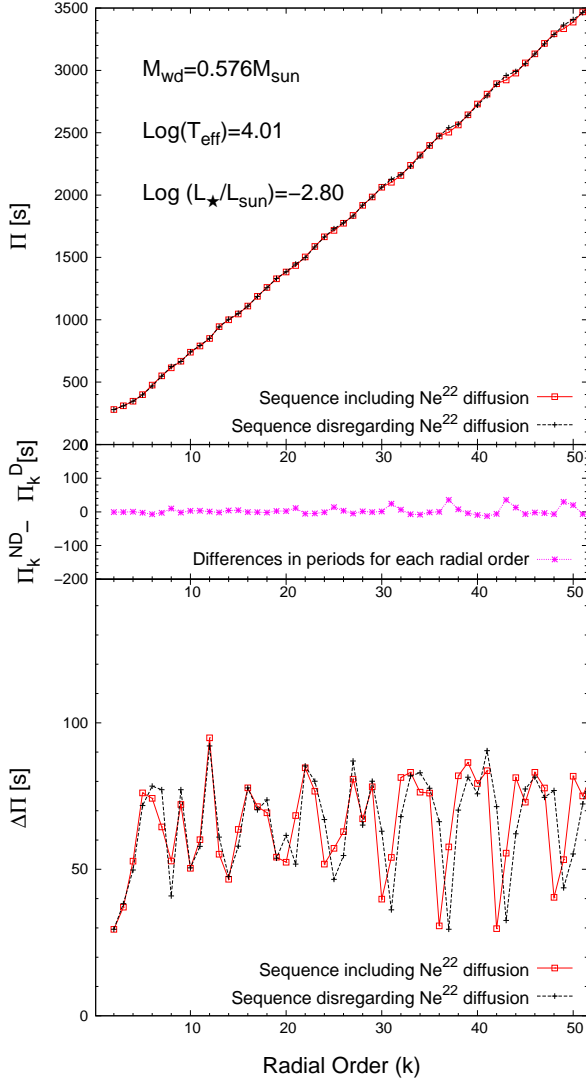


FIG. 5.— Top, middle and bottom panel show, respectively, the pulsation periods in terms of the radial order k , the difference in the periods induced by ^{22}Ne sedimentation for each radial order, and the forward period spacing. The square (cross) symbols correspond to the case in which ^{22}Ne diffusion process is included (disregarded). Quantities are for a $0.576 M_{\odot}$ white dwarf model at $\log(T_{\text{eff}}) = 4.01$.

demonstrated with the help of Figs. 5 and 6 for the same models analyzed in the previous paragraph. The upper panel of each figure shows the $\ell = 1$ pulsation periods, Π , as a function of the radial order k . The middle and bottom panels illustrate, respectively, the difference

FIG. 6.— Same as Fig. 5, but for a $0.833 M_{\odot}$ white dwarf with $\log(T_{\text{eff}}) = 4.04$.

in the periods induced by the sedimentation process of ^{22}Ne , $\Pi_k^{\text{ND}} - \Pi_k^{\text{D}}$, and the forward period spacing, $\Delta\Pi_k$ ($\equiv \Pi_{k+1} - \Pi_k$). The squared symbols (in red) correspond to the case when ^{22}Ne sedimentation is considered and the cross symbols (in black) for the case in which diffusion is disregarded. In the case of the low-mass white dwarf model, the impact of ^{22}Ne sedimentation on the pulsation periods is small and barely appreciable in the plot. The period differences, $|\Pi_k^{\text{ND}} - \Pi_k^{\text{D}}|$, between the

models with and without ^{22}Ne sedimentation in the range of the periods observed in ZZ Ceti stars (from 100 to 1500 s) are on average ~ 3 s, reaching values as high as ~ 11 s. Although these differences are not large, they are still comparable to the typical average residual in model fits to the observed periods of pulsating white dwarfs (1 – 3 s). Finally, the forward period spacing (which is extremely sensitive to the precise shape of the chemical profiles) also experiences a noticeable change when we take into account ^{22}Ne sedimentation, as it is displayed in the bottom panel of this figure. In summary, the effects of ^{22}Ne sedimentation on the pulsational properties of our model are appreciable for modes with very long periods (high radial orders). However, we do not expect a large impact on the g -mode period spectrum of average-mass ZZ Ceti stars in the range of periods typically observed in these pulsating white dwarfs.

The situation is quite different for the case of more massive white dwarfs, where ^{22}Ne sedimentation becomes much more relevant. This can be deduced from Fig. 6 for a selected white dwarf model of our most massive sequence. Now the differences in the theoretical periods that result from including ^{22}Ne sedimentation are on average ~ 15 s, with values as high as ~ 47 s. These differences are, by far, much larger than the typical average residual in model fits to the observed periods of pulsating white dwarfs. The impact of considering ^{22}Ne sedimentation on the forward period spacing is also noteworthy for this massive white dwarf model. Note that the effects are larger for higher radial orders (long periods). Although our results show that ^{22}Ne sedimentation affects the pulsation periods, it could still be difficult to infer its presence from a particular signature in the pulsation spectrum, since these differences may be mimicked by other changes in the models.

The rate of period change, $d\Pi/dt$, which depends on the chemical composition of the core, is also affected by ^{22}Ne sedimentation. This quantity is related to the rate of change in the temperature of the isothermal core (T) through the equation:

$$\frac{\dot{P}}{P} = -a\frac{\dot{T}}{T} + b\frac{\dot{R}_*}{R_*} \quad (5)$$

where a and b are dimensionless constants of order unity depending on the equation of state, thicknesses of the hydrogen and helium layers, chemical composition, amongst others parameters (Winget et al. 1983). Usually, for white dwarfs with hydrogen-rich atmospheres in the ZZ Ceti instability strip the second term of the right hand side of equation 5 is negligible. The impact of considering ^{22}Ne sedimentation on the rates of period change, at $\log(T_{\text{eff}}) \sim 4$, is larger for the more massive white dwarf model ($0.833 M_\odot$) than for the $0.576 M_\odot$ model. In the case of the more massive white dwarf model with $\log(T_{\text{eff}}) = 4.04$, the temporal rates of period change obtained by the calculations are, on average, $\sim 3 \times 10^{-15}$ s/s larger for the sequences that neglect ^{22}Ne diffusion. This result was somehow expected since these sequences cool faster than the ones that include ^{22}Ne diffusion. In the case of the $0.576 M_\odot$ white dwarf model with $\log(T_{\text{eff}}) = 4.01$, no appreciable difference, on average, in the temporal rates of period change induced by ^{22}Ne diffusion was obtained. At this point in the evo-

lution ($\log(L/L_\odot) = -2.8$), the rate of change in the temperature of the isothermal core is still not affected by the ^{22}Ne sedimentation process (see 2). Thus, no difference in $d\Pi/dt$ is expected to occur as a consequence of this process.

4. SUMMARY AND CONCLUSIONS

The sedimentation of ^{22}Ne is a well established physical process that has been shown to be an important source of gravitational energy during the cooling of white dwarfs descending from metal-rich progenitor stars (Deloye & Bildsten 2002; García-Berro et al. 2008; Althaus et al. 2010c). The reason behind this is that the neutron excess that characterizes the ^{22}Ne nucleus yields a net downward force and, consequently, in the liquid regions of the star ^{22}Ne slowly diffuses towards the center of the white dwarf (Bravo et al. 1992).

Observational evidence for the occurrence of ^{22}Ne sedimentation in the liquid interior of white dwarfs has been provided by García-Berro et al. (2010). However, most of the existing cooling sequences do not take this process into account. The only exceptions are the works of García-Berro et al. (2008) and Althaus et al. (2010c), who calculated grids of evolutionary cooling sequences of white dwarfs descending from metal-rich progenitors, hence with high ^{22}Ne abundances. In summary, a realistic assessment of the delay caused by ^{22}Ne sedimentation in the cooling of white dwarfs resulting from Solar metallicity progenitors was lacking. Although the role of ^{22}Ne sedimentation becomes less relevant when the metal content of white dwarf progenitors is smaller, the effect of ^{22}Ne diffusion on the cooling of white dwarfs with solar metallicity might not be entirely negligible (Althaus et al. 2010c). In this context, the aim of this paper was to provide a grid of cooling sequences for such white dwarfs incorporating for the first time the effect of ^{22}Ne sedimentation. To this end, we computed the full evolution of 0.528 , 0.576 , 0.657 , and $0.833 M_\odot$ white dwarf models resulting from the complete evolution of progenitor stars of 1.0 , 1.5 , 3.0 and $4.0 M_\odot$ from the ZAMS all the way through the phases of hydrogen and helium core burning to the thermally pulsing AGB phase. In this way, our white dwarf cooling sequences incorporate realistic initial ^{22}Ne profiles as dictated by nuclear burning history of the progenitor star. In addition, we computed ^{22}Ne sedimentation using the most recent and reliable ^{22}Ne diffusion coefficients (Hughto et al. 2010). Our computations also take into account all of the relevant energy sources, including latent heat and phase separation during crystallization.

We found that ^{22}Ne sedimentation leads to a substantial lengthening of the evolutionary times at low luminosities of white dwarfs resulting from Solar metallicity progenitors. In particular, at $\log(L/L_\odot) \approx -4.5$, time delays range from 0.7 to 1.2 Gyr, depending on the stellar mass. These delays in the cooling times are non negligible whatsoever. In fact, they are much longer than the uncertainties in white dwarf cooling times due to current uncertainties in the stellar microphysics.

We extend the scope of the paper by investigating the impact of ^{22}Ne sedimentation on the adiabatic pulsational properties of ZZ Ceti models. To this end, we performed a pulsation analysis of nonradial g modes. By the time evolution has proceeded to the ZZ Ceti domain,

element diffusion has notably altered the ^{22}Ne distribution in the inner regions of the star. This has consequences for the Brunt-Väisälä frequency. In particular, for low-mass ZZ Ceti models we find that the period differences in the range of the periods observed in ZZ Ceti stars (100 – 1500 s) are up to ~ 11 s. The rate of period change in low-mass ZZ Ceti models are not affected by ^{22}Ne sedimentation process. The situation is different in the case of more massive stars, for which ^{22}Ne sedimentation becomes much more relevant. Here, we find that differences in the theoretical periods that result from including ^{22}Ne sedimentation reach values as high as ~ 47 s. The forward period spacings and the rate of period change are also affected.

We conclude that ^{22}Ne sedimentation is a relevant source of energy for white dwarfs resulting from Solar metallicity progenitors, that should be taken into account in the computation of realistic cooling sequences for these stars, as well as in attempts to perform precise asteroseismology of ZZ Ceti stars. In particular, in the light of our findings, ^{22}Ne sedimentation induces non-negligible changes in the pulsation periods and the period spacings of ZZ Ceti stars. Therefore, new aster-

oseismological analysis of ZZ Ceti stars should be done using stellar models that include ^{22}Ne sedimentation. In particular, a re-analysis on G117–B15A – the most well-studied ZZ Ceti star – could help to find out whether its main period (at ~ 215 s), for which it has been possible to measure the secular rate of change, is indeed a mode trapped in the stellar envelope or not. This is a crucial aspect in the context of the derivation of the mass of the axion from pulsating white dwarfs Isern et al. (2010); Córscico et al. (2012).

We acknowledge the valuable comments of our referee which improved the original version of this paper. Part of this work was supported by AGENCIA through the Programa de Modernización Tecnológica BID 1728/OC-AR, by the PIP 112-200801-00940 grant from CONICET, by MINECO grants AYA2014-59084-P and ESP2014-56003-R, by the European Union FEDER funds, and by grants 2014SGR-1458 and 2014SGR-0038 (Generalitat of Catalunya). This research has made use of NASA Astrophysics Data System.

REFERENCES

- Althaus, L. G., Camisassa, M. E., Miller Bertolami, M. M., Córscico, A. H., & García-Berro, E. 2015, *A&A*, 576, A9
- Althaus, L. G., Córscico, A. H., Bischoff-Kim, A., et al. 2010a, *ApJ*, 717, 897
- Althaus, L. G., Córscico, A. H., Isern, J., & García-Berro, E. 2010b, *A&A Rev.*, 18, 471
- Althaus, L. G., García-Berro, E., Isern, J., & Córscico, A. H. 2005, *A&A*, 441, 689
- Althaus, L. G., García-Berro, E., Isern, J., Córscico, A. H., & Miller Bertolami, M. M. 2012, *A&A*, 537, A33
- Althaus, L. G., García-Berro, E., Renedo, I., et al. 2010c, *ApJ*, 719, 612
- Althaus, L. G., Miller Bertolami, M. M., & Córscico, A. H. 2013, *A&A*, 557, A19
- Bono, G., Salaris, M., & Gilmozzi, R. 2013, *A&A*, 549, A102
- Bravo, E., Isern, J., Canal, R., & Labay, J. 1992, *A&A*, 257, 534
- Cassisi, S., Potekhin, A. Y., Pietrinferni, A., Catelan, M., & Salaris, M. 2007, *ApJ*, 661, 1094
- Córscico, A. H., & Althaus, L. G. 2006, *A&A*, 454, 863
- Córscico, A. H., Althaus, L. G., Miller Bertolami, M. M., et al. 2012, *MNRAS*, 424, 2792
- Deloye, C. J., & Bildsten, L. 2002, *ApJ*, 580, 1077
- Dziembowski, W. A. 1971, *Acta Astron.*, 21, 289
- Ferguson, J. W., Alexander, D. R., Allard, F., et al. 2005, *ApJ*, 623, 585
- Fontaine, G., & Brassard, P. 2008, *PASP*, 120, 1043
- Freytag, B., Ludwig, H.-G., & Steffen, M. 1996, *A&A*, 313, 497
- García-Berro, E., Althaus, L. G., Córscico, A. H., & Isern, J. 2008, *ApJ*, 677, 473
- García-Berro, E., Torres, S., Althaus, L. G., et al. 2010, *Nature*, 465, 194
- Hansen, B. M. S., Kalirai, J. S., Anderson, J., et al. 2013, *Nature*, 500, 51
- Herwig, F., Bloeker, T., Schoenberner, D., & El Eid, M. 1997, *A&A*, 324, L81
- Horowitz, C. J., Schneider, A. S., & Berry, D. K. 2010, *Physical Review Letters*, 104, 231101
- Hughto, J., Schneider, A. S., Horowitz, C. J., & Berry, D. K. 2010, *Phys. Rev. E*, 82, 066401
- Iglesias, C. A., & Rogers, F. J. 1996, *ApJ*, 464, 943
- Isern, J., García-Berro, E., Althaus, L. G., & Córscico, A. H. 2010, *A&A*, 512, A86
- Isern, J., Hernanz, M., Mochkovitch, R., & Garcia-Berro, E. 1991, *A&A*, 241, L29
- Jeffery, E. J., von Hippel, T., DeGennaro, S., et al. 2011, *ApJ*, 730, 35
- Miller Bertolami, M. M. 2015, ArXiv e-prints, arXiv:1512.04129
- Miller Bertolami, M. M., Althaus, L. G., Unglaub, K., & Weiss, A. 2008, *A&A*, 491, 253
- Miller Bertolami, M. M., Rohrmann, R. D., Granada, A., & Althaus, L. G. 2011, *ApJ*, 743, L33
- Renedo, I., Althaus, L. G., Miller Bertolami, M. M., et al. 2010, *ApJ*, 717, 183
- Rohrmann, R. D., Althaus, L. G., García-Berro, E., Córscico, A. H., & Miller Bertolami, M. M. 2012, *A&A*, 546, A119
- Salaris, M., Althaus, L. G., & Garcia-Berro, E. 2013, *A&A*, 555, A96
- Salaris, M., Cassisi, S., Pietrinferni, A., Kowalski, P. M., & Isern, J. 2010, *ApJ*, 716, 1241
- Tassoul, M., Fontaine, G., & Winget, D. E. 1990, *ApJS*, 72, 335
- Torres, S., García-Berro, E., Althaus, L. G., & Camisassa, M. E. 2015, *A&A*, 581, A90
- Unno, W., Osaki, Y., Ando, H., Saio, H., & Shibahashi, H. 1989, *Nonradial oscillations of stars*, ed. Unno, W., Osaki, Y., Ando, H., Saio, H., & Shibahashi, H.
- Wachlin, F. C., Miller Bertolami, M. M., & Althaus, L. G. 2011, *A&A*, 533, A139
- Weiss, A., & Ferguson, J. W. 2009, *A&A*, 508, 1343
- Winget, D. E., Hansen, C. J., & van Horn, H. M. 1983, *Nature*, 303, 781
- Winget, D. E., & Kepler, S. O. 2008, *ARA&A*, 46, 157
- Winget, D. E., Kepler, S. O., Campos, F., et al. 2009, *ApJ*, 693, L6