

Pattern recognition on the quantum Bloch sphere

Giuseppe Sergioli · Enrica Santucci ·
Luca Didaci · Jarosław A. Miszczak ·
Roberto Giuntini

Received: date / Accepted: date

Abstract We introduce a framework suitable for describing pattern recognition task using the mathematical language of density matrices. In particular, we provide a one-to-one correspondence between patterns and pure density operators. This correspondence enables us to: *i*) represent the Nearest Mean Classifier (NMC) in terms of quantum objects, *ii*) introduce a Quantum Classifier (QC). By comparing the QC with the NMC on different 2D datasets, we show the first classifier can provide additional information that are particularly beneficial on a classical computer with respect to the second classifier.

Keywords Bloch sphere · pattern recognition · geometry of quantum states

PACS 03.67.Ac · 03.65.Aa

Giuseppe Sergioli
Università di Cagliari, Via Is Mirrionis 1, I-09123 Cagliari, Italy.
E-mail: giuseppe.sergioli@gmail.com

Enrica Santucci
Università di Cagliari, Via Is Mirrionis 1, I-09123 Cagliari, Italy.
E-mail: enrica.santucci@gmail.com

Luca Didaci
Università di Cagliari, Via Is Mirrionis 1, I-09123 Cagliari, Italy.
E-mail: didaci@diee.unica.it

Jarosław A. Miszczak
Institute of Theoretical and Applied Informatics, Polish Academy of Sciences,
Bałtycka 5, 44-100 Gliwice, Poland
Università di Cagliari, Via Is Mirrionis 1, I-09123 Cagliari, Italy.
E-mail: miszczak@iitis.pl

Roberto Giuntini
Università di Cagliari, Via Is Mirrionis 1, I-09123 Cagliari, Italy.
E-mail: giuntini@unica.it

1 Introduction

Quantum machine learning aims at merging the methods from quantum information processing and pattern recognition to provide new solutions for problems in the areas of pattern recognition and image understanding [40, 51, 49]. In the first aspect the research in this area is focused on the application of the methods of quantum information processing [34] for solving problems related to classification and clustering [47, 9]. One of the possible directions in this field is to provide a representation of computational models using quantum mechanical concepts. From the other perspective the methods for classification developed in computer engineering are used to find solutions for problems like quantum state discrimination [21, 10, 20, 31], which are tightly connected with the recent developments in quantum cryptography.

Using quantum states for the purpose of representing patterns is naturally motivated by the possibility to exploit quantum algorithms to boost the computational intensive parts of the classification process. In particular, it has been demonstrated that quantum algorithms can be used to improve the time complexity of the *k-nearest neighbor* (*k*NN) method. Using the algorithms presented in [49] it is possible to obtain polynomial reductions in query complexity in comparison to the corresponding classical algorithm.

Another motivation comes from the possibility of using quantum-inspired algorithms for the purpose of solving classical problems. Such an approach has been exploited by various authors. In [46] authors propose an extension of Gaussian mixture models by using the statistical mechanics point of view. In their approach the probability density functions of conventional Gaussian mixture models are expressed by using density matrix representations. On the other hand, in [38] authors utilize the quantum representation of images to construct measurements used for classification. Such approach might be particularly useful for the physical implementation of the classification procedure on quantum machines.

In the last few years, many efforts to apply the quantum formalism to non-microscopic contexts [1, 2, 14, 35, 37, 43, 45] and to signal processing [15] have been made. Moreover, some attempts to connect quantum information to pattern recognition can be found in [40, 41, 42]. Exhaustive survey and bibliography of the developments concerning applications of quantum computing in computational intelligence are provided in [32, 51]. Even if these results seem to suggest some possible computational advantages of an approach of this sort, an extensive and universally recognized treatment of the topic is still missing [40, 30, 29].

The main contribution of our work is the introduction of a new framework to encode the classification process by means of the mathematical language of density matrices [6, 5]. We show that this representation leads to two different developments: *i*) it enables us to provide a representation of the *Nearest Mean Classifier* (NMC) in terms of quantum objects; *ii*) it can be used to introduce a *Quantum Classifier* (QC) that can provide a significative improvement of the performances on a classical computer with respect to the NMC.

The paper is organized as follows. In Section 2 basic notions of quantum information and pattern recognition are introduced. In Section 3 we formalize the correspondence between arbitrary two-feature patterns and pure density operators and we define the notion of *density pattern*. In Section 4 we provide a representation of NMC by using density patterns and by the introduction of an *ad hoc* definition of distance between quantum states. In Section 5 is devoted to describe a new quantum classifier QC that has not a classical counterpart in the standard classification process. Numerical simulations for both QC and NMC are presented. In Section 6 a geometrical idea to generalize the model to arbitrary n -feature patterns is proposed. Finally, in Section 7 concluding remarks and further developments are discussed.

2 Representing classical and quantum information quantities

In the standard quantum information theory [7,44], the states of physical systems are described by unit vectors and their evolution is expressed in term of unitary matrices (*i.e.* quantum gates). However, this representation can be applied for an ideal case only, because it does not take into account some unavoidable physical phenomena, such as interactions with the environment and irreversible transformations. In modern quantum information theory [22,23,50], another approach is adopted. The states of physical systems are described by density operators – also called *mixed states* [3,12,17] – and their evolution is described by quantum operations. The space Ω_n of density operators for n -dimensional system consists of positive semidefinite matrices with unit trace.

A quantum state can be *pure* or *mixed*. We say that a state of a physical system is pure if it represents “maximal” information about the system, *i.e.* an information that can not be improved by further observations. A probabilistic mixture of pure states is said to be a *mixed* state. Generally, both pure and mixed states are represented by density operators, that are positive and Hermitian operators (with unitary trace) living in a n -dimensional complex Hilbert space \mathcal{H} . Formally, a density operator ρ is pure iff $\text{tr}(\rho)^2 = 1$ and it is mixed iff $\text{tr}(\rho)^2 < 1$.

If we confine ourselves in the 2-dimensional Hilbert space \mathcal{H} , a suitable representation of an arbitrary density operator $\rho \in \Omega_2$ is provided by

$$\begin{aligned} \rho &= \frac{1}{2}(I + r_1\sigma_1 + r_2\sigma_2 + r_3\sigma_3) = \\ &= \frac{1}{2} \begin{pmatrix} 1 + r_3 & r_1 - ir_2 \\ r_1 + ir_2 & 1 - r_3 \end{pmatrix}, \end{aligned} \quad (1)$$

where σ_i are the Pauli matrices. This expression comes to be useful in order to provide a geometrical representation of ρ . Indeed, each density operator $\rho \in \Omega_2$ can be geometrically represented as a point of a radius-one sphere centered in the origin (the so called *Bloch sphere*), whose coordinates (*i.e.* *Pauli components*) are r_i (with $\sum_i r_i^2 \leq 1$). By using the generalized Pauli

matrices [8,26] it is also possible to provide a geometrical representation for an arbitrary n -dimensional density operator, as it will be showed in Section 6. Again, by restricting to a 2-dimensional Hilbert space, the points on the surface of the Bloch sphere represent pure states, while the inner points represent mixed states.

Quantum formalism turns out to be very useful not only in the microscopic scenario but also to encode classical data. This has naturally suggested several attempts to represent the standard framework of machine learning through the quantum formalism [29,40]. In particular, pattern recognition [48,13] is the scientific discipline which deals with theories and methodologies for designing algorithms and machines capable of automatically recognizing “objects” (i.e. patterns) in noisy environments. Some typical applications are multimedia document classification, remote-sensing image classification, people identification using biometrics traits as fingerprints.

A pattern is a representation of an object. The object could be concrete (i.e., an animal, and the pattern recognition task could be to identify the kind of animal) or an abstract one (i.e. a facial expression, and the task could be to identify the emotion expressed by the facial expression). The pattern is characterized via a set of measurements called *features*¹. Features can assume the forms of categories, structures, names, graphs, or, most commonly, a vector of real number (feature vector) $\mathbf{x} = (x_1, x_2, \dots, x_d) \in \mathbb{R}^d$. Intuitively, a class is the set of all similar patterns. For the sake of simplicity, and without loss of generality, we assume that each object belongs to one and only one class, and we will limit our attention to 2-class problems. For example, in the domain of ‘cats and dogs’ we can consider the classes C_{cats} (the class of all cats) and C_{dogs} (the class of all dogs). The pattern at hand is either a cat or a dog, and a possible representation of the pattern could consist in the height of the pet and the length of its tail. In this way, the feature vector $\mathbf{x}_1 = (x_{11}, x_{12})$ is the pattern representing a pet whose height and length of the tail are x_{11} and x_{12} , respectively.

Now, let us consider an object \mathbf{x}_t whose membership class is unknown. The basic aim of the classification process is to establish which class \mathbf{x}_t belongs to. To reach this goal, standard pattern recognition designs a *classifier* that, given the feature vector \mathbf{x}_t , has to determine the true class of the pattern. The classifier should take into account all the available information about the task at hand (i.e., information about the statistical distributions of the patterns and information obtained from a set of patterns whose true class is known). This set of patterns is called ‘training set’, and it will be used to define the behavior of the classifier.

If no information about the statistical distributions of the patterns is available, an easy classification algorithm that could be used is the *Nearest Mean Classifier* (NMC) [33,19], or minimum distance classifier. The NMC

¹ Hence, as a pattern is an object characterized by the knowledge of its features, analogously, in quantum mechanics a state of a physical system is represented by a density operator, characterized by the knowledge of its observables.

- computes the centroids of each class, using the patterns on the training set $\mu_i^* = \frac{1}{n_i} \sum_{\mathbf{x} \in C_i} \mathbf{x}$ where n_i is the number of patterns of the training set belonging to the class C_i ;
- assigns the unknown pattern \mathbf{x}_t to the class with the closest centroid.

In the next Section we provide a representation of arbitrary 2D patterns by means of density matrices, while in Section 4 we introduce a representation of NMC in terms of quantum objects.

3 Representation of 2-dimensional patterns

Let $\mathbf{x}_i = (x_{i1}, \dots, x_{ik})$ be a generic pattern, *i.e.* a point in \mathbb{R}^k . By means of this representation, we consider all the k features of \mathbf{x}_i as perfectly known. Therefore, \mathbf{x}_i represents a maximal kind of information, and its natural quantum counterpart is provided by a pure state. For the sake of simplicity, we will confine ourselves to an arbitrary two-feature pattern indicated by $\mathbf{x} = (x, y)^2$. In this section, a one-to-one correspondence between each pattern and its corresponding pure density operator is provided.

The pattern \mathbf{x} can be represented as a point in \mathbb{R}^2 . The stereographic projection [11] allows to unequivocally map any point $r = (r_1, r_2, r_3)$ of the surface of a radius-one sphere \mathbb{S}^2 (except for the north pole) onto a point $\mathbf{x} = (x, y)$ of \mathbb{R}^2 as

$$SP : (r_1, r_2, r_3) \mapsto \left(\frac{r_1}{1 - r_3}, \frac{r_2}{1 - r_3} \right). \quad (2)$$

The inverse of the stereographic projection is given by

$$SP^{-1} : (x, y) \mapsto \left(\frac{2x}{x^2 + y^2 + 1}, \frac{2y}{x^2 + y^2 + 1}, \frac{x^2 + y^2 - 1}{x^2 + y^2 + 1} \right). \quad (3)$$

Therefore, by using the Bloch representation given by Eq. (1) and placing

$$r_1 = \frac{2x}{x^2 + y^2 + 1}, \quad r_2 = \frac{2y}{x^2 + y^2 + 1}, \quad r_3 = \frac{x^2 + y^2 - 1}{x^2 + y^2 + 1}, \quad (4)$$

we obtain the following definition.

Definition 1 (Density Pattern) Given an arbitrary pattern $\mathbf{x} = (x, y)$, the density pattern (DP) $\rho_{\mathbf{x}}$ associated to \mathbf{x} is the following pure density operator

$$\rho_{\mathbf{x}} = \frac{1}{2} \begin{pmatrix} 1 + r_3 & r_1 - ir_2 \\ r_1 + ir_2 & 1 - r_3 \end{pmatrix} = \frac{1}{x^2 + y^2 + 1} \begin{pmatrix} x^2 + y^2 & x - iy \\ x + iy & 1 \end{pmatrix}. \quad (5)$$

It is easy to check that $\text{tr}(\rho_{\mathbf{x}}^2) = 1$. Hence, $\rho_{\mathbf{x}}$ always represents a pure state for any value of the features x and y .

Following the standard definition of the Bloch sphere, it can be verified that $r_i = \text{tr}(\rho_{\mathbf{x}} \cdot \sigma_i)$, with $i \in \{1, 2, 3\}$ and σ_i are Pauli matrices.

² In the standard pattern recognition theory, the symbol y is generally used to identify the label of the pattern. In this paper, for the sake of simplicity, we agree with a different notation.

Example 1 Let us consider the pattern $\mathbf{x} = (1, 3)$. The corresponding $\rho_{\mathbf{x}}$ reads

$$\rho_{\mathbf{x}} = \frac{1}{11} \begin{pmatrix} 10 & 1 - 3i \\ 1 + 3i & 1 \end{pmatrix}.$$

The introduction of the density pattern leads to two different developments. The first is showed in the next Section and consists in the representation of the NMC in quantum terms. Moreover, in Section 5, starting from the framework of density patterns, it will be possible to introduce a Quantum Classifier that exhibits better performances than the NMC.

4 Classification process for density patterns

As introduced in Section 2, the NMC is based on the computation of the minimum Euclidean distance between the pattern to be classified and the centroids of each class. In the previous Section, a quantum counterpart of an arbitrary “classical” pattern was provided. In order to obtain a quantum counterpart of the standard classification process, we need to provide a suitable definition of distance d between DPs. In addition to satisfy the standard conditions of metric, the distance d also needs to satisfy the *preservation of the order*: given three arbitrary patterns a, b, c such that $d_E(a, b) \leq d_E(b, c)$, if ρ_a, ρ_b, ρ_c are the DPs related to a, b, c respectively, then $d(\rho_a, \rho_b) \leq d(\rho_b, \rho_c)$. In order to fulfill all the previous conditions, we obtain the following definition.

Definition 2 (Normalized Trace Distance) The normalized trace distance \bar{d}_{tr} between two arbitrary density patterns ρ_a and ρ_b is given by formula

$$\bar{d}_{\text{tr}}(\rho_a, \rho_b) = K_{a,b} d_{\text{tr}}(\rho_a, \rho_b), \quad (6)$$

where $d_{\text{tr}}(\rho_a, \rho_b)$ is the standard trace distance, $d_{\text{tr}}(\rho_a, \rho_b) = \frac{1}{2} \sum_i |\lambda_i|$, with λ_i representing the eigenvalues of $\rho_a - \rho_b$ [4,36], and $K_{a,b}$ is a normalization factor given by $K_{a,b} = \frac{2}{\sqrt{(1-r_{a3})(1-r_{b3})}}$, with r_{a3} and r_{b3} representing the third Pauli components of ρ_a and ρ_b , respectively.

Proposition 1 Given two arbitrary patterns $a = (x_a, y_a)$ and $b = (x_b, y_b)$ and their respective density patterns, ρ_a and ρ_b , we have that

$$\bar{d}_{\text{tr}}(\rho_a, \rho_b) = d_E(a, b). \quad (7)$$

Proof It can be verified that the eigenvalues of the matrix $\rho_a - \rho_b$ are given by

$$\text{Eig}(\rho_a - \rho_b) = \pm \frac{d_E(a, b)}{\sqrt{(1+x_a^2+y_a^2)(1+x_b^2+y_b^2)}}. \quad (8)$$

Using the definition of trace distance, we have

$$\text{tr} \sqrt{(\rho_a - \rho_b)^2} = \frac{d_E(a, b)}{\sqrt{(1+x_a^2+y_a^2)(1+x_b^2+y_b^2)}}. \quad (9)$$

By applying formula (4) to both r_{a_3} and r_{b_3} , we obtain that

$$K_{a,b} = \frac{2}{\sqrt{(1-r_{a_3})(1-r_{b_3})}} = \sqrt{(1+x_a^2+y_a^2)(1+x_b^2+y_b^2)}. \quad (10)$$

Using Proposition 1, one can see that the normalized trace distance \bar{d}_{tr} satisfies the standard metric conditions and the preservation of the order.

Due to the computational advantage of a quantum algorithm able to faster calculate the Euclidean distance [49], the equivalence between the normalized trace distance and the Euclidean distance turns out to be potentially beneficial for the classification process we are going to introduce.

Let us now consider two classes, C_A and C_B , and the respective centroids³ $a^* = (x_a, y_a)$ and $b^* = (x_b, y_b)$. The classification process based on NMC consists of finding the space regions given by the points closest to the first centroid a^* or to the second centroid b^* . The patterns belonging to the first region are assigned to the class C_A , while patterns belonging to the second region are assigned to the class C_B . The points equidistant from both the centroids represent the *discriminant function* (DF), given by

$$f_{\text{DF}}(x, y) = 2(x_a - x_b)x + 2(y_a - y_b)y + (|b^*|^2 - |a^*|^2) = 0. \quad (11)$$

Thus, an arbitrary pattern $c = (x, y)$ is assigned to the class C_A (or C_B) if $f_{\text{DF}}(x, y) > 0$ (or $f_{\text{DF}}(x, y) < 0$).

Let us notice that the Eq. (11) is obtained by imposing the equality between the Euclidean distances $d_E(c, a^*)$ and $d_E(c, b^*)$. Similarly, we obtain the quantum counterpart of the classical discriminant function.

Proposition 2 *Let ρ_{a^*} and ρ_{b^*} be the DPs related to the centroids a^* and b^* , respectively. Then, the quantum discriminant function (QDF) is defined as*

$$f_{\text{QDF}}(r_1, r_2, r_3) = \mathbf{F}(r_{a^*}, r_{b^*})^T \cdot \mathbf{r} + \tilde{K}^2 - 1 = 0 \quad (12)$$

where

- $\mathbf{r} = (r_1, r_2, r_3)$,
- $\{r_{a_i^*}\}, \{r_{b_i^*}\}$ are Pauli components of ρ_{a^*} and ρ_{b^*} respectively,
- $\tilde{K} = \tilde{K}(r_{a_3^*}, r_{b_3^*}) = \frac{K_{c,a^*}}{K_{c,b^*}} = \sqrt{\frac{1-r_{a_3^*}}{1-r_{b_3^*}}}$,
- $\mathbf{F}(r_{a^*}, r_{b^*}) = (r_{a_1^*} - \tilde{K}^2 r_{b_1^*}, r_{a_2^*} - \tilde{K}^2 r_{b_2^*}, r_{a_3^*} - \tilde{K}^2 r_{b_3^*})$.

Proof In order to find the QDF, we use the equality between the normalized trace distances $K_{c,a^*} d_{\text{tr}}(\rho_c, \rho_{a^*})$ and $K_{c,b^*} d_{\text{tr}}(\rho_c, \rho_{b^*})$, where ρ_c is a generic DP with Pauli components r_1, r_2, r_3 . We have

$$\begin{aligned} K_{c,a^*} d_{\text{tr}}(\rho_c, \rho_{a^*}) &= \sqrt{\frac{(r_1 - r_{a_1^*})^2 + (r_2 - r_{a_2^*})^2 + (r_3 - r_{a_3^*})^2}{(1 - r_{a_3^*})(1 - r_3)}}, \\ K_{c,b^*} d_{\text{tr}}(\rho_c, \rho_{b^*}) &= \sqrt{\frac{(r_1 - r_{b_1^*})^2 + (r_2 - r_{b_2^*})^2 + (r_3 - r_{b_3^*})^2}{(1 - r_{b_3^*})(1 - r_3)}}. \end{aligned} \quad (13)$$

³ Let us remark that, in general, a^* and b^* do not represent true centroids, but centroids estimated on the training set.

The equality $K_{c,a^*} d_{\text{tr}}(\rho_c, \rho_{a^*}) = K_{c,b^*} d_{\text{tr}}(\rho_c, \rho_{b^*})$ reads

$$\sum_{i=1}^3 r_i^2 + \sum_{i=1}^3 r_{a_i^*}^2 - 2 \sum_{i=1}^3 r_i r_{a_i^*} = \frac{1 - r_{a_3^*}}{1 - r_{b_3^*}} \left(\sum_{i=1}^3 r_i^2 + \sum_{i=1}^3 r_{b_i^*}^2 - 2 \sum_{i=1}^3 r_i r_{b_i^*} \right). \quad (14)$$

In view of the fact that ρ_{a^*} , ρ_{b^*} and ρ_c are pure states, we use the conditions $\sum_{i=1}^3 r_{a_i^*}^2 = \sum_{i=1}^3 r_{b_i^*}^2 = \sum_{i=1}^3 r_i^2 = 1$ and we get

$$\sum_{i=1}^3 \left(r_{a_i^*} - \frac{1 - r_{a_3^*}}{1 - r_{b_3^*}} r_{b_i^*} \right) r_i + \frac{1 - r_{a_3^*}}{1 - r_{b_3^*}} - 1 = 0. \quad (15)$$

This completes the proof.

Similarly to the classical case, we assign the DP ρ_c to the class C_A (or C_B) if $f_{\text{QDF}}(r_1, r_2, r_3) > 0$ (or $f_{\text{QDF}}(r_1, r_2, r_3) < 0$). Geometrically, Eq. (12) represents the surface equidistant from the DPs ρ_{a^*} and ρ_{b^*} .

Let us remark that, if we express the Pauli components $\{r_{a_i^*}\}$, $\{r_{b_i^*}\}$ and $\{r_i\}$ in terms of classical features by Eq. (4), then Eq. (12) exactly corresponds to Eq. (11). As a consequence, given an arbitrary pattern $c = (x, y)$, if $f_{\text{DF}}(c) > 0$ (or $f_{\text{DF}}(c) < 0$) then its relative DP ρ_c will satisfy $f_{\text{QDF}}(\rho_c) > 0$ (or $f_{\text{QDF}}(\rho_c) < 0$, respectively).

The comparison between the classical and quantum discrimination functions for the *Moon* dataset is presented in Fig. 1. Plots in Figs. 1(a) and 1(b) present the classical and quantum discrimination, respectively.

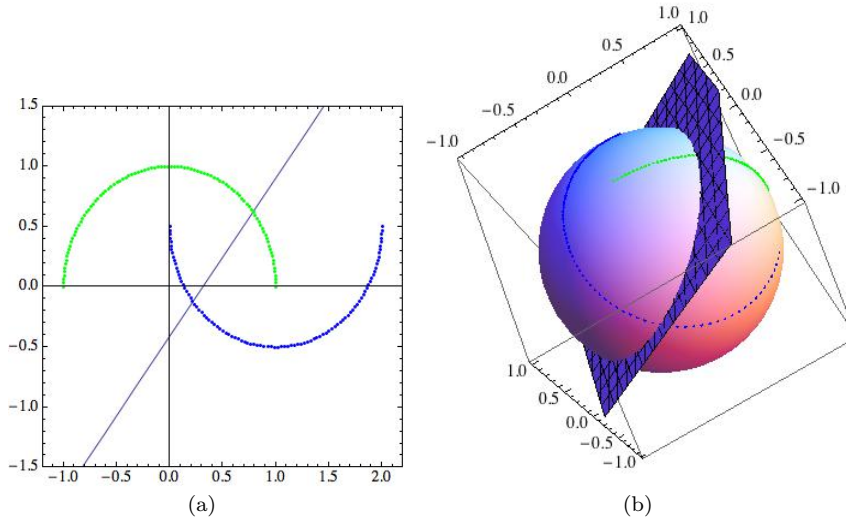


Fig. 1 Comparison between the discrimination procedures for the *Moon* dataset in \mathbb{R}^2 (a) and in the Bloch sphere \mathbb{S}^2 (b).

It is worth noting that the correspondence between pattern expressed as a feature vector (according to the standard pattern recognition approach) and pattern expressed as a density operator is quite general. Indeed, it is not related to a particular classification algorithm (NMC, in the previous case) nor to the specific metric at hand (the Euclidean one). Therefore, it is possible to develop a similar correspondence by using other kinds of metrics and/or classification algorithms, different from NMC, adopting exactly the same approach.

This result suggests potential developments which consist in finding a quantum algorithm able to implement the normalized trace distance between density patterns. So, it would correspond to implement the NMC on a quantum computer with the consequent well known advantages. The next Section is devoted to explore another development, that consists in using the framework of density patterns in order to introduce a purely quantum classification process (without any classical counterpart) more convenient than the NMC on a classical computer.

5 Quantum classification procedure

In Section 4 we have shown that the NMC can be expressed by means of quantum formalism, where each pattern is replaced by a corresponding density pattern and the Euclidean distance is replaced by the normalized trace distance. Representing classical data in terms of quantum objects seems to be particularly promising in quantum machine learning. Quoting Lloyd et al.[29] “Estimating distances between vectors in N -dimensional vector spaces takes time $O(\log N)$ on a quantum computer. Sampling and estimating distances between vectors on a classical computer is apparently exponentially hard”. This convenience was already exploited in machine learning for similar tasks [49, 18]. Hence, finding a quantum algorithm for pattern classification using our proposed encoding could be particularly beneficial to speed up the classification process and it can suggest interesting developments, that, however, are beyond the scopes of this paper.

What we propose in this Section is to exhibit some explicative examples to show how, on a classical computer, our formulation can lead to meaningful improvements with respect to the standard NMC. We also show that these improvements could be further enhanced by combining classical and quantum procedures.

5.1 Description of the Quantum Classifier (QC)

In order to get a real advantage in the classification process we need to be not confined in a pure representation of the classical procedure in quantum terms. For this reason, we introduce a purely quantum representation where we consider a new definition of centroid. The basic idea is to define a *quantum centroid* not as the stereographic projection of the classical centroid, but as a convex combination of density patterns.

Definition 3 (Quantum Centroid) Given a dataset $\{P_1, \dots, P_n\}$ with $P_i = (x_i, y_i)$ let us consider the respective set of density patterns $\{\rho_1, \dots, \rho_n\}$. The Quantum Centroid is defined as:

$$\rho_{QC} = \frac{1}{n} \sum_{i=1}^n \rho_i.$$

Generally, ρ_{QC} is a mixed state that has not an intuitive counterpart in the standard representation of pattern recognition, but it turns out to be convenient in the classification process. Indeed, the quantum centroid includes some further information that the classical centroid generally discards. In fact, the classical centroid does not involve all the information about the distribution of a given dataset, *i.e.* the classical centroid is invariant under uniform scaling transformations of the data. Consequently, the classical centroid does not take into account any dispersion phenomena. Standard pattern recognition compensates for this lack by involving the covariance matrix [13].

On the other hand the quantum centroid is not invariant under uniform scaling. Let us consider the set of n points $\{P_1, \dots, P_n\}$ where $P_i = (x_i, y_i)$ and let $C = (c_x, c_y) = (\frac{1}{n} \sum_{j=1}^n x_j, \frac{1}{n} \sum_{j=1}^n y_j)$ be the respective classical centroid. A uniform rescaling of the n points of the dataset corresponds to move each point P_i along the line joining itself with C , whose generic expression is given by: $y_{x_i} = \frac{x-c_x}{x_i-c_x}(y-c_y) + c_y$. Let $\tilde{P}_i = (\tilde{x}_i, y_{\tilde{x}_i})$ be a generic point on this line. Obviously, a uniform rescaling of P_i by a real factor α is represented by the map: $\tilde{P}_i = (\tilde{x}_i, y_{\tilde{x}_i}) \mapsto \alpha \tilde{P}_i = (\alpha \tilde{x}_i, y_{\alpha \tilde{x}_i})$. Even if the classical centroid is not dependent on the rescaling factor α , on the other hand the expression of the quantum centroid is:

$$\rho_{QC} = \frac{1}{n} \left(\begin{array}{c} \sum_{i=1}^n \frac{(\alpha \tilde{x}_i)^2 + (y_{\alpha \tilde{x}_i})^2}{(\alpha \tilde{x}_i)^2 + (y_{\alpha \tilde{x}_i})^2 + 1} \sum_{i=1}^n \frac{\alpha \tilde{x}_i - i y_{\alpha \tilde{x}_i}}{(\alpha \tilde{x}_i)^2 + (y_{\alpha \tilde{x}_i})^2 + 1} \\ \sum_{i=1}^n \frac{\alpha \tilde{x}_i + i y_{\alpha \tilde{x}_i}}{(\alpha \tilde{x}_i)^2 + (y_{\alpha \tilde{x}_i})^2 + 1} \sum_{i=1}^n \frac{1}{(\alpha \tilde{x}_i)^2 + (y_{\alpha \tilde{x}_i})^2 + 1} \end{array} \right)$$

that, clearly, is dependent on α . According to the same framework used in Section 4, given two classes C_A and C_B of real data, let ρ_{QC_a} and ρ_{QC_b} the respective quantum centroids. Given a pattern P and its respective density pattern ρ_P , P is assigned to the class C_A (or C_B) if $d_{tr}(\rho_P, \rho_{QC_a}) < d_{tr}(\rho_P, \rho_{QC_b})$ (or $d_{tr}(\rho_P, \rho_{QC_a}) > d_{tr}(\rho_P, \rho_{QC_b})$, respectively). Let us remark that we do not need any normalization parameter to be added to the trace distance d_{tr} , because the exact correspondence with the Euclidean distance is no more a necessary requirement in this framework. From now on we refer to the classification process based on density patterns, quantum centroids and trace distances as the *Quantum Classifier* (QC).

We have shown that the quantum centroid is not independent on the dispersion of the patterns and, intuitively, it could contain some additional information with respect to the classical centroid. Consequently, it is reasonable to expect that QC could provide some better performances than the NMC. The next subsection will be devoted to exploit this convenience by means of numerical simulations on different datasets.

Before presenting the experimental results, let briefly remark in what consists the “convenience” of a classification process with respect to another. In order to evaluate the performances of a supervised learning algorithm, for each class it is typical to refer to the respective confusion matrix [16]. It is based on four possible kinds of outcome after the classification of a certain pattern:

- True positive (TP): pattern correctly assigned to its class;
- True negative (TN): pattern correctly assigned to another class;
- False positive (FP): pattern uncorrectly assigned to its class;
- False negative (FN): pattern uncorrectly assigned to another class.

According to above, it is possible to recall the following definitions able to evaluate the performance of an algorithm⁴.

True Positive Rate (TPR), or Sensitivity or Recall: $TPR = \frac{TP}{TP+FN}$; False Positive Rate (FPR): $FPR = \frac{FP}{FP+TN}$; True Negative Rate (TNR): $TNR = \frac{TN}{TN+FP}$; False Negative Rate (FNR): $FNR = \frac{FN}{FN+TP}$.

Let us consider a dataset of C elements allocated in m different classes. We also recall the following basic statistical notions:

- Error: $E = 1 - \frac{TP}{C}$;
- Accuracy: $Ac = \frac{TP+TN}{C}$;
- Precision: $Pr = \frac{TP}{TP+FP}$.

Further, another statistical index that is very useful to indicate the reliability of a classification process is given by the Cohen’s k , that is $k = \frac{Pr(a)-Pr(e)}{1-Pr(e)}$, where $Pr(a) = \frac{TP+TN}{C}$ and $Pr(e) = \frac{(TP+FP)(TP+FN)+(FP+TN)(TN+FN)}{C^2}$. The value of k is such that $-1 \leq k \leq 1$, where the case $k = 1$ corresponds to a perfect classification procedure.

5.2 Implementing the Quantum Classifier

In this subsection we implement the QC on different datasets and we show the difference between QC and NMC in terms of the values of error, accuracy, precision and other probabilistic indexes summarized above.

We will show how our quantum classification procedure exhibits a convenience with respect to the NMC on a classical computer by using different datasets. We refer to the following very popular two-features datasets, extracted from common machine learning repositories: the *Gaussian* and the *Moon* datasets, composed of 200 patterns allocated in two different classes, the *Banana* dataset, composed of 5300 patterns allocated in two classes and the *3ClassGaussian*, composed of 150 patterns allocated in three classes.

⁴ For the sake of the simplicity, from now on we indicate $\sum_{j=1}^C TP_j$ with TP. Similarly for TN, FP and FN.

5.2.1 Gaussian dataset

This dataset consists of 200 patterns allocated in two classes (with equal size), following Gaussian distributions whose means are $\mu_1 = (1, 1)$, $\mu_2 = (2, 2)$ and covariance matrices are $\Sigma_1 = \text{diag}(20, 50)$, $\Sigma_2 = \text{diag}(5, 5)$, respectively.

As depicted in Figure 2, the classes appear particularly mixed and the QC is able to classify a number of true positive patterns that is significantly larger than the NMC. Hence, the error of the QC is (about 20%) smaller than the error of the NMC. In particular, the QC turns out to be strongly beneficial in the classification of the patterns of the second class. Further, also the values related to accuracy, precision and the other statistical indexes exhibit relevant improvements with respect to the NMC.

On the other hand, there are some patterns correctly classified by the NMC which are neglected by the QC.

On this basis, exploiting their complementarity, it makes sense to consider a combination of both classifiers. The so-called *oracle* is an hypothetical selection rule that, for each pattern, is able to select the most appropriate classifier. Its aim is to show the potentiality of an ensemble of classifiers (in this case, QC and NMC) if we were able to select the most appropriate classifier depending on the test pattern. Fig 2(d) shows the effect of the oracle whose performances are summarized in Table 1. These performances represent the theoretical upper bound of the ensemble composed by QC and NMC.

We denote the variables listed in the tables as follows: E= Error; Ei= Error on the class i; Ac= Accuracy; Pr= Precision; k=Cohen's k; TPR= True positive rate; FPR=False positive rate; TNR= True negative rate; FNR= False negative rate. Let us remark that: *i*) the values listed in the table are referred to the mean values over the classes; *ii*) in case the number of classes is equal to 2, is $TPR = TNR$, $FPR = FNR$ and $Ac = Pr$.

Table 1 Gaussian Dataset

	E	E1	E2	Pr	k	TPR	FPR
NMC	0.445	0.41	0.48	0.555	0.11	0.555	0.445
QC	0.24	0.28	0.2	0.762	0.52	0.76	0.24
NMC-QC	0.13	0.14	0.12	0.87	0.74	0.87	0.13

5.2.2 The Moon dataset

This dataset consists of 200 patterns equally distributed in two classes. In this case, the correctly classified patterns of the first class are exactly the same for both classifiers but the QC turns out to be beneficial in the classification of the second class.

Differently from the Gaussian dataset, for this dataset the patterns correctly classified by the NMC are a proper subset of the ones correctly classified by

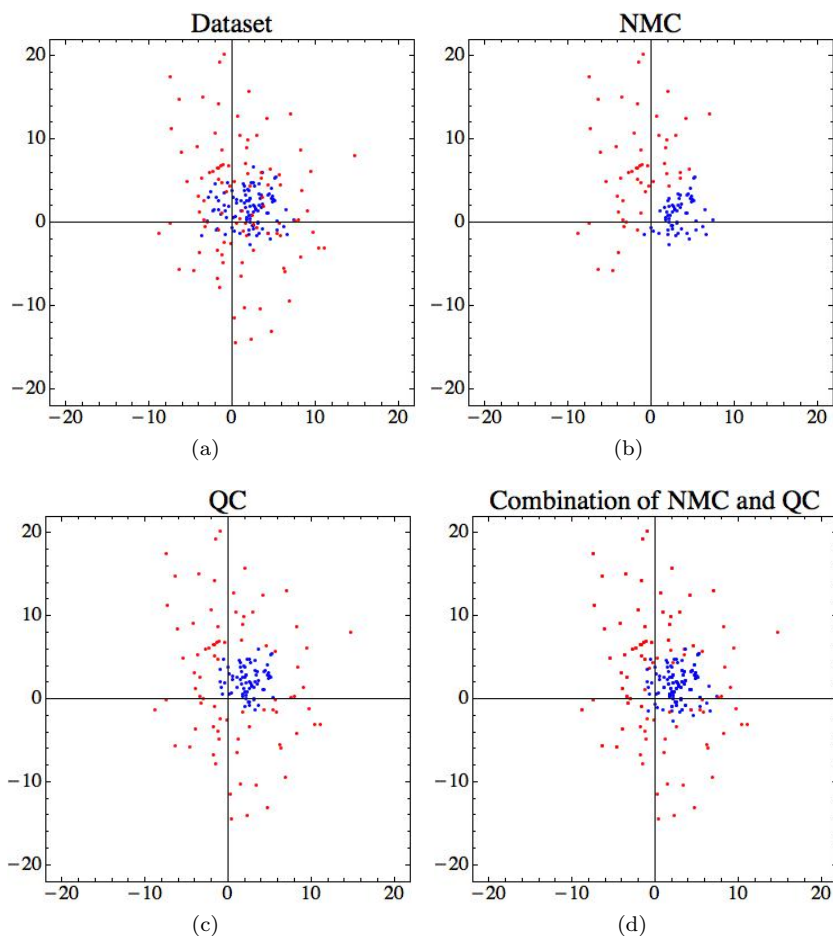


Fig. 2 Experimental results obtained from the Gaussian dataset: (a) dataset used in the experiments, (b) classification obtained using NMC, (c) classification obtained using QC, (d) classification using the combination of NMC and QC.

the QC. On this basis, the QC is fully convenient with respect to the NMC and a combination of the two classifiers is useless.

Table 2 Moon Dataset

	E	E1	E2	Pr	k	TPR	FPR
NMC	0.22	0.22	0.22	0.78	0.56	0.78	0.22
QC	0.18	0.14	0.22	0.822	0.64	0.82	0.18

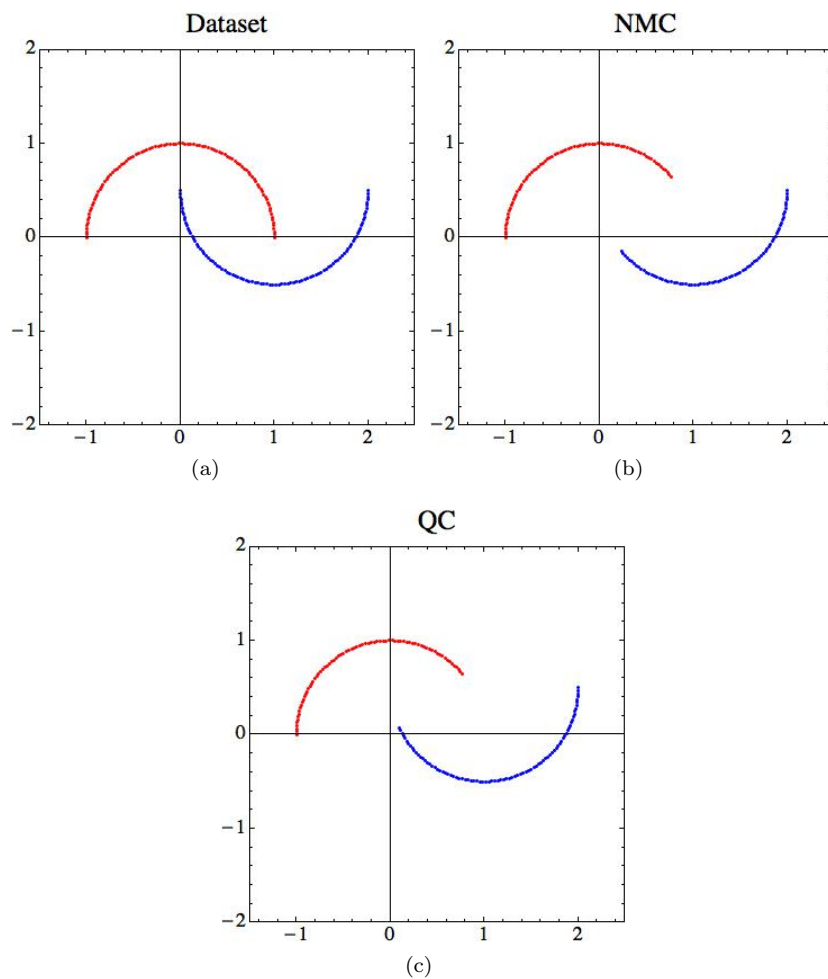


Fig. 3 Experimental results obtained from the Moon dataset: (a) dataset used in the experiments, (b) classification obtained using NMC, (c) classification obtained using QC.

5.2.3 The Banana dataset

The Banana dataset presents a particularly complex distribution that is very hard to deal with the NMC. It consists of 5300 patterns not equally distributed between the two classes (2376 patterns belonging to the first class and 2924 belonging to the second one). In this case, the QC turns out to be beneficial in terms of all statistical indexes and for both classes. Similarly to the gaussian case, also for the Banana dataset the NMC is able to correctly classify some points unclassified by the QC. Indeed, the contribution that the QC provides to the NMC is noticeable by the result of the combination of both classifiers, depicted in Fig. 4(d).

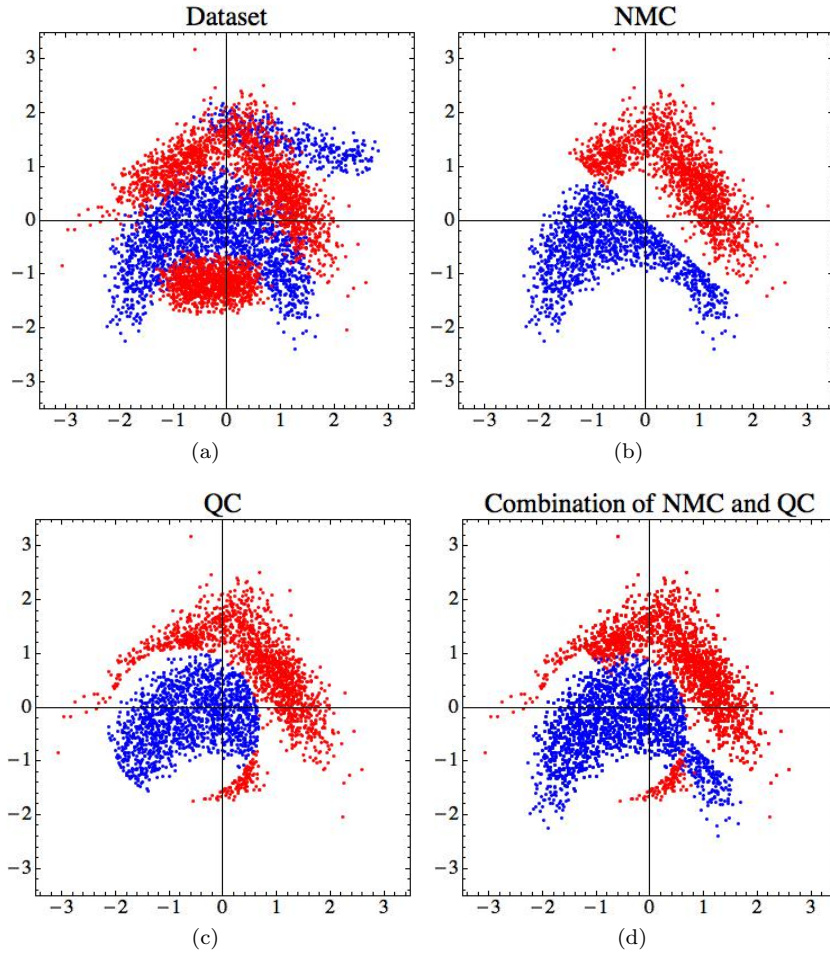


Fig. 4 Experimental results obtained from the Banana dataset: (a) dataset used in the experiments, (b) classification obtained using NMC, (c) classification obtained using QC, (d) classification using the combination of NMC and QC.

5.2.4 The 3ClassGaussian dataset

In this last example we consider an equally distributed three-class dataset, consisting of 450 total number of patterns. The classes are distributed as Gaussian random variables whose means are $\mu_1 = (-3, -3)$, $\mu_2 = (5, 5)$, $\mu_3 = (7, 7)$ and covariance matrices are $\Sigma_1 = \text{diag}(50, 100)$, $\Sigma_2 = \text{diag}(10, 5)$, $\Sigma_3 = \text{diag}(30, 70)$, respectively.

Once again, the computation of the error and the other statistical indexes evaluated for both QC and NMC shows that the first is more convenient. Also in this case a further convenience could be reached by combining QC and NMC together. In this case the mean error decreases up to about 0.244.

Table 3 Banana Dataset

	E	E1	E2	Pr	k	TPR	FPR
NMC	0.447	0.423	0.468	0.554	0.108	0.555	0.445
QC	0.418	0.382	0.447	0.585	0.168	0.585	0.415
NMC-QC	0.345	0.271	0.406	0.661	0.317	0.662	0.338

Table 4 3Gaussian Dataset

	E	E1	E2	E3	Ac	Pr	k	TPR	FPR	TNR	FNR
NMC	0.358	0.367	0.433	0.273	0.762	0.653	0.466	0.642	0.179	0.821	0.358
QC	0.284	0.287	0.307	0.26	0.81	0.724	0.575	0.716	0.142	0.858	0.284

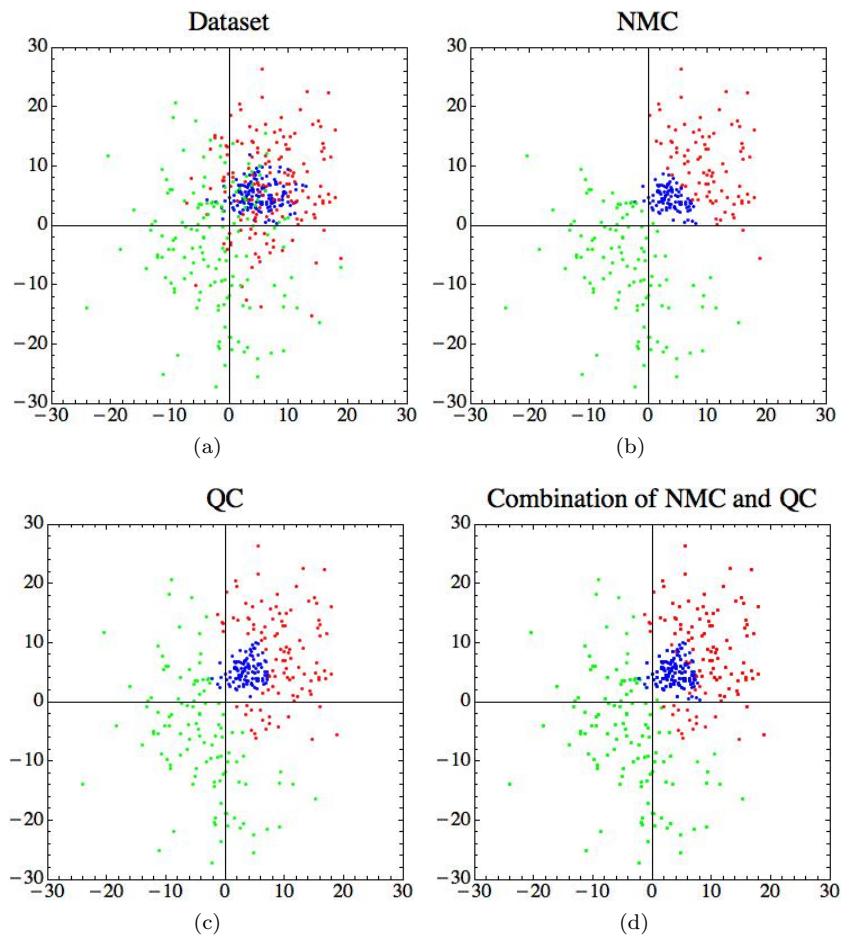


Fig. 5 Experimental results obtained from the 3Gaussian dataset: (a) dataset used in the experiments, (b) classification obtained using NMC, (c) classification obtained using QC, (d) classification using the combination of NMC and QC.

Even if the previous examples have shown how the QC can be particularly beneficial with respect to the NMC, according to the well known *No Free Lunch Theorem* [13], there is no a classifier whose performance is better than the others for any dataset [13]. This paper is focused on the comparison between the NMC and the QC because these methods are exclusively based on the pattern-centroid distance. Anyway, a widely comparison among the QC and other commonly used classifiers (such as the LDA - Linear Discriminant Analysis - and the QDA - Quadratic Discriminant Analysis -) will be proposed for future works, where also other quantum metrics (such as the Fidelity, the Bures distance etc) instead of the trace distance will be considered to provide an adaptive version of the quantum classifier.

6 Geometrical generalization of the model

In Section 3 we provided a representation of an arbitrary two-feature pattern \mathbf{x} in the terms of a point on the surface of the Bloch sphere \mathbb{S}^2 , *i.e.* a density operator $\rho_{\mathbf{x}}$. A geometrical extension of this model to the case of n -feature patterns inspired by quantum framework is possible.

In this section we introduce a method for representing an arbitrary n -dimensional real pattern as a point in the radius-one hypersphere \mathbb{S}^n , centered in the origin.

A quantum system described by a density operator ρ in an n -dimensional Hilbert space \mathcal{H} , can be represented by a linear combination of the n -dimensional identity I and 2^n $n \times n$ -square matrices $\{\sigma_i\}$ (*i.e.* *generalized Pauli matrices* [8,26]):

$$\rho = \frac{1}{n}I + \frac{1}{2} \sum_{i=1}^{n^2-1} r_i \sigma_i, \quad (16)$$

where the real numbers $\{r_i\}$ are the Pauli components of ρ . Hence, by Eq. (16), a density operator ρ acting on an n -dimensional Hilbert space can be geometrically represented as a $(n^2 - 1)$ -dimensional point $P = (r_1, r_2, \dots, r_{\tilde{n}})$ in the Bloch hypersphere $\mathbb{S}^{\tilde{n}-1}$, with $\tilde{n} = n^2 - 1$. Therefore, by using the generalization of the stereographic projection [25] we obtain the vector $\mathbf{x} = (x_1, x_2, \dots, x_{\tilde{n}-1})$, that is the correspondent of P in \mathbb{R}^{n^2-2} . In fact, the generalization of Eqs. (2)–(3) are given by

$$SP_{(\tilde{n})} : (r_1, r_2, \dots, r_{\tilde{n}}) \mapsto \left(\frac{r_1}{1 - r_{\tilde{n}}}, \frac{r_2}{1 - r_{\tilde{n}}}, \dots, \frac{r_{\tilde{n}-1}}{1 - r_{\tilde{n}}} \right) = (x_1, x_2, \dots, x_{\tilde{n}-1}) \quad (17)$$

$$SP_{(\tilde{n})}^{-1} : (x_1, x_2, \dots, x_{\tilde{n}-1}) \mapsto \left(\frac{2x_1}{\sum_{i=1}^{\tilde{n}} x_i^2 + 1}, \dots, \frac{2x_{\tilde{n}-1}}{\sum_{i=1}^{\tilde{n}} x_i^2 + 1}, \frac{\sum_{i=1}^{\tilde{n}} x_i^2 - 1}{\sum_{i=1}^{\tilde{n}} x_i^2 + 1} \right) = (r_1, r_2, \dots, r_{\tilde{n}}). \quad (18)$$

Hence, by Eq. (17), a 2-dimensional density matrix is determined by three Pauli components and it can be mapped onto a 2-dimensional real vector.

Analogously, a 3-dimensional density matrix is determined by eight Pauli components and it can be mapped onto a 7-dimensional real vector. Generally, an n -dimensional density matrix is determined by $n^2 - 1$ Pauli components and it can be mapped onto an $n^2 - 2$ dimensional real vector.

Now, let consider an arbitrary vector $\mathbf{x} = (x_1, x_2, \dots, x_m)$ with $(n-1)^2 - 1 < m < n^2 - 2$. In this case Eq. (18) can not be applied because $m \neq n^2 - 2$. In order to represent a in an n -dimensional Hilbert space, it is sufficient to involve only $m + 1$ Pauli components (instead of all the $n^2 - 1$ Pauli components of the n -dimensional space). Hence, we need to project the Bloch hypersphere \mathbb{S}^{n^2-2} onto the hypersphere \mathbb{S}^m . We perform this projection by using Eq. (18) and by assigning some fixed values to a number of Pauli components equal to $n^2 - m - 2$. In this way, we obtain a representation in \mathbb{S}^m that involves $m + 1$ Pauli components and it finally allows the representation of an m -dimensional real vector.

Example 2 Let us consider a vector $\mathbf{x} = (x_1, x_2, x_3)$. By Eq. (18) we can map \mathbf{x} onto a vector $r_{\mathbf{x}} = (r_1, r_2, r_3, r_4) \in \mathbb{S}^3$. Hence, we need to consider a 3-dimensional Hilbert space \mathcal{H} . Then, an arbitrary density operator $\rho \in \Omega_3$ can be written as

$$\rho = \frac{1}{3} \left(I + \sqrt{3} \sum_{i=1}^8 r_i \sigma_i \right) \quad (19)$$

with $\{r_i\}$ Pauli components such that $\sum_{i=1}^8 r_i^2 \leq 1$ and $\{\sigma_i\}$ generalized Pauli matrices. In this case $\{\sigma_i\}$ is the set of eight 3×3 matrices also known as *Gell-Mann matrices*, namely

$$\begin{aligned} \sigma_1 &= \begin{pmatrix} 0 & 1 & 0 \\ 1 & 0 & 0 \\ 0 & 0 & 0 \end{pmatrix}, \sigma_2 = \begin{pmatrix} 0 & -i & 0 \\ i & 0 & 0 \\ 0 & 0 & 0 \end{pmatrix}, \sigma_3 = \begin{pmatrix} 1 & 0 & 0 \\ 0 & -1 & 0 \\ 0 & 0 & 0 \end{pmatrix}, \\ \sigma_4 &= \begin{pmatrix} 0 & 0 & 1 \\ 0 & 0 & 0 \\ 1 & 0 & 0 \end{pmatrix}, \sigma_5 = \begin{pmatrix} 0 & 0 & -i \\ 0 & 0 & 0 \\ i & 0 & 0 \end{pmatrix}, \sigma_6 = \begin{pmatrix} 0 & 0 & 0 \\ 0 & 0 & 1 \\ 0 & 1 & 0 \end{pmatrix}, \\ \sigma_7 &= \begin{pmatrix} 0 & 0 & 0 \\ 0 & 0 & -i \\ 0 & i & 0 \end{pmatrix}, \sigma_8 = \frac{1}{\sqrt{3}} \begin{pmatrix} 1 & 0 & 0 \\ 0 & 1 & 0 \\ 0 & 0 & -2 \end{pmatrix}. \end{aligned} \quad (20)$$

Consequently, the generic form of a density operator ρ in the 3-dimensional Hilbert space is given by

$$\rho = \frac{1}{3} \begin{pmatrix} \sqrt{3}r_3 + r_8 + 1 & \sqrt{3}(r_1 - ir_2) & \sqrt{3}(r_4 - ir_5) \\ \sqrt{3}(r_1 + ir_2) & -\sqrt{3}r_3 + r_8 + 1 & \sqrt{3}(r_6 - ir_7) \\ \sqrt{3}(r_4 + ir_5) & \sqrt{3}(r_6 + ir_7) & 1 - 2r_8 \end{pmatrix}. \quad (21)$$

Then, for any ρ it is possible to associate an 8-dimensional Bloch vector $r = (r_1, \dots, r_8) \in \mathbb{S}^7$. However, by taking $r_j = 0$ for $j = 5, \dots, 8$ we obtain

$$\rho_{\mathbf{x}} = \frac{1}{3} \begin{pmatrix} \sqrt{3}r_3 + 1 & \sqrt{3}(r_1 - ir_2) & \sqrt{3}r_4 \\ \sqrt{3}(r_1 + ir_2) & -\sqrt{3}r_3 + 1 & 0 \\ \sqrt{3}r_4 & 0 & 1 \end{pmatrix} \quad (22)$$

that, by Eq. (18), can be seen as point projected in \mathbb{S}^3 , where

$$SP_{(4)}^{-1}(\mathbf{x}) = r_{\mathbf{x}} = \left(\frac{2x_1}{\sum_{i=1}^3 x_i^2 + 1}, \frac{2x_2}{\sum_{i=1}^3 x_i^2 + 1}, \frac{2x_3}{\sum_{i=1}^3 x_i^2 + 1}, \frac{\sum_{i=1}^3 x_i^2 - 1}{\sum_{i=1}^3 x_i^2 + 1} \right). \quad (23)$$

The generalization introduced above, allows the representation of arbitrary patterns $\mathbf{x} \in \mathbb{R}^n$ as points $\rho_{\mathbf{x}} \in \mathbb{S}^n$. Also the classification procedure introduced in Section 4 can be naturally extended for an arbitrary n -feature pattern where the normalized trace distance between two DPs ρ_a and ρ_b can be expressed using Eq. (17) in terms of the respective Pauli components as

$$\bar{d}_{\text{tr}}(\rho_a, \rho_b) = \frac{\sqrt{\sum_{i=1}^n [(r_{a_i} - r_{b_i}) - (r_{a_i} r_{a_{n+1}} - r_{b_i} r_{b_{n+1}})]^2}}{(1 - r_{a_{n+1}})(1 - r_{b_{n+1}})}. \quad (24)$$

Analogously, also the QC could be naturally extended to a n -dimensional problem (without loss of generality) by introducing a n -dimensional quantum centroid.

7 Conclusions and further developments

In this work a quantum representation of the standard objects used in pattern recognition has been provided. In particular, we have introduced a one-to-one correspondence between two-feature patterns and pure density operators by using the concept of *density patterns*. Starting from this representation, firstly we have described the NMC in terms of quantum objects by introducing an *ad hoc* definition of *normalized trace distance*. We have found a quantum version of the discrimination function by means of Pauli components. The equation of this surface was obtained by using the normalized trace distance between density patterns and geometrically it corresponds to a surface that intersects the Bloch sphere. This result could be considered potentially useful because suggests to find an appropriate quantum algorithm able to implement the normalized trace distance between density patterns. In this way, we could reach a replacement of the NMC in a quantum computer, with a consequent significant reduction of the computational complexity of the process.

Secondly, the definition of a *quantum centroid* that has not any kind of classical counterpart permits to introduce a purely quantum classifier. The convenience of using this new quantum centroid lies in the fact that it seems to contain some additional information with respect to the classical one because the first takes into account also the distribution of the patterns. The main implementative result of the paper consists in showing how the quantum classifier performs a meaningful reduction of the error and improvement of the accuracy, precision and other statistical parameters of the algorithm with respect to the NMC. Further developments will be devoted to compare our quantum classifier with other kinds of commonly used classical classifiers.

Finally, we have presented a generalization of our model that allows to express arbitrary n -feature patterns as points on the hypersphere S^n , obtained by using the generalized stereographic projection. However, even if it is possible to associate points of a n -hypersphere to n -feature patterns, those points do not generally represent density operators. In [26, 24, 27] the authors found some conditions that guarantee the one-to-one correspondence between points on particular regions of the hypersphere and density matrices. A full development of our work is therefore intimately connected to the study on the geometrical properties of the generalized Bloch sphere.

Acknowledgements This work has been partly supported by the project “Computational quantum structures at the service of pattern recognition: modeling uncertainty” [CRP-59872] funded by Regione Autonoma della Sardegna, L.R. 7/2007 (2012).

References

1. D. Aerts, B. D’Hooghe. Classical logical versus quantum conceptual thought: examples in economics, decision theory and concept theory. *Quantum interaction, Lecture Notes in Comput. Sci.*, **5494**: 128–142. Springer, Berlin (2009).
2. D. Aerts, L. Gabora, S. Sozzo. Concepts and their dynamics: A quantum-theoretic modeling of human thought. *Topics in Cognitive Science*, **5**(4): 737–772 (2013).
3. D. Aharonov, A. Kitaev, N. Nisan. Quantum circuits with mixed states. In *Proceedings of the 30th Annual ACM Symposium on Theory of Computing*, 20–30. ACM (1998).
4. S.M. Barnett. *Quantum information*, **16**, *Oxford Master Series in Physics*. Oxford University Press, Oxford. Oxford Master Series in Atomic, Optical, and Laser Physics (2009).
5. E. Beltrametti, M. L. Dalla Chiara, R. Giuntini, R. Leporini, G. Sergioli. A quantum computational semantics for epistemic logical operators. part ii: Semantics. *Int. J. Theor. Phys.*, **53**(10): 3293–3307 (2014).
6. E. Beltrametti, M.L. Dalla Chiara, R. Giuntini, R. Leporini, G. Sergioli. A quantum computational semantics for epistemic logical operators. part i: epistemic structures. *Int. J. Theor. Phys.*, **53**(10): 3279–3292 (2014).
7. C.H. Bennett, P.W. Shor. Quantum information theory. *IEEE Trans. Inform. Theory*, 1998.
8. R.A. Bertlmann, P. Krammer. Bloch vectors for qudits. *J. Phys. A*, **41**(23):235303, 21 (2008).
9. S. Caraiman and V. Manta. Image processing using quantum computing. In *System Theory, Control and Computing (ICSTCC), 2012 16th International Conference on*, 1–6, IEEE (2012).
10. A. Chefles. Quantum state discrimination. *Contemp. Phys.*, **41**(6):401–424, arXiv:quant-ph/0010114 (2000).
11. H.S.M. Coxeter. *Introduction to geometry*. John Wiley & Sons, Inc., New York-London-Sydney, 2nd edition (1969).
12. M.L. Dalla Chiara, R. Giuntini, R. Greechie. *Reasoning in quantum theory: sharp and unsharp quantum logics*, volume 22. Springer Science & Business Media (2004).
13. R.O. Duda, P.E. Hart, D.G. Stork. *Pattern Classification*. Wiley Interscience, 2nd edition (2000).
14. J. Eisert, M. Wilkens, and M. Lewenstein. Quantum games and quantum strategies. *Phys. Rev. Lett.*, **83**(15):3077 (1999).
15. Y.C. Eldar and A.V. Oppenheim. Quantum signal processing. *Signal Processing Magazine, IEEE*, **19**(6):12–32 (2002).
16. T. Fawcet. An Introduction to ROC Analysis *Pattern Recognition Letters*, **27** (8): 861–874 (2006).

17. H. Freytes, G. Sergioli, and A. Aricò. Representing continuous t -norms in quantum computation with mixed states. *J. Phys. A*, **43**(46):465306, 12 (2010).
18. V. Giovannetti, S. Lloyd, L. Maccone. Quantum random access memory. *Phys. Rev. L*, **100**(16):160501, (2008).
19. T. Hastie, R. Tibshirani, J. Friedman. *The Elements of Statistical Learning*. Springer (2001).
20. A. Hayashi, M. Horibe, and T. Hashimoto. Quantum pure-state identification. *Phys. Rev. A*, **72**(5):052306 (2005).
21. C.W. Helstrom. *Quantum detection and estimation theory*. Academic Press (1976).
22. G. Jaeger. *Quantum information*. Springer, New York, An overview, With a foreword by Tommaso Toffoli (2007).
23. G. Jaeger. *Entanglement, information, and the interpretation of quantum mechanics*. Frontiers Collection. Springer-Verlag, Berlin (2009).
24. L. Jakóbczyk and M. Siemnicki. Geometry of bloch vectors in two-qubit system. *Phys. Lett. A*, **286**(6):383–390 (2001).
25. B. Karliğa. On the generalized stereographic projection. *Beiträge Algebra Geom.*, **37**(2):329–336 (1996).
26. G. Kimura. The Bloch vector for N-level systems. *Phys. Lett. A*, **314**(56):339–349 (2003).
27. G. Kimura and A. Kossakowski. The Bloch-vector space for N-level systems: the spherical-coordinate point of view. *Open Systems & Information Dynamics*, **12**(03):207–229, arXiv:quant-ph/0408014 (2005).
28. D. Kolossa and R. Haeb-Umbach. *Robust speech recognition of uncertain or missing data: theory and applications*. Springer Science & Business Media (2011).
29. S. Lloyd, M. Mohseni, and P. Rebentrost. Quantum algorithms for supervised and unsupervised machine learning. arXiv:1307.0411 (2013).
30. S. Lloyd, M. Mohseni, and P. Rebentrost. Quantum principal component analysis. *Nature Physics*, **10**(9):631–633 (2014).
31. S. Lu, S.L. Braunstein. Quantum decision tree classifier. *Quantum Inf. Process.*, **13**(3):757–770 (2014).
32. A. Manju, M.J. Nigam. Applications of quantum inspired computational intelligence: a survey. *Artificial Intelligence Review*, **42**(1):79–156 (2014).
33. C.D Manning, P. Raghavan, and H. Schütze. *Introduction to information retrieval*, volume 1. Cambridge university press Cambridge (2008).
34. J.A. Miszczak. *High-level Structures for Quantum Computing*, **6 Synthesis Lectures on Quantum Computing. Morgan & Claypool Publishers (2012).**
35. E. Nagel. Assumptions in economic theory. *The American Economic Review*, 211–219 (1963).
36. M.A. Nielsen and I.L. Chuang. *Quantum computation and quantum information*. Cambridge University Press, Cambridge (2000).
37. M. Ohya and I. Volovich. *Mathematical foundations of quantum information and computation and its applications to nano- and bio-systems*. Theoretical and Mathematical Physics. Springer, Dordrecht (2011).
38. M. Ostaszewski, P. Sadowski, P. Gawron. Quantum image classification using principal component analysis. *Theoretical and Applied Informatics*, **27**:3 arXiv:1504.00580 (2015).
39. M.G.R. Sause, S. Horn. Quantification of the uncertainty of pattern recognition approaches applied to acoustic emission signals. *Journal of Nondestructive Evaluation*, **32**(3):242–255 (2013).
40. M. Schuld, I. Sinayskiy, F. Petruccione. An introduction to quantum machine learning. *Contemp. Phys.*, **56**(2), arXiv:1409.3097 (2014).
41. M. Schuld, I. Sinayskiy, F. Petruccione. Quantum computing for pattern classification. In *PRICAI 2014: Trends in Artificial Intelligence*, 208–220, Springer (2014).
42. M. Schuld, I. Sinayskiy, F. Petruccione. The quest for a Quantum Neural Network. *Quantum Inf. Process.*, **13**(11):2567–2586 (2014).
43. J.M. Schwartz, H.P. Stapp, M. Beauregard. Quantum physics in neuroscience and psychology: a neurophysical model of mind-brain interaction. *Philosophical Transactions of the Royal Society B: Biological Sciences*, **360**(1458):1309–1327 (2005).

44. C.E. Shannon. A mathematical theory of communication. *Bell System Tech. J.*, **27**:379–423, 623–656 (1948).
45. H.P. Stapp. *Mind, matter, and quantum mechanics*. Springer-Verlag, Berlin (1993).
46. K. Tanaka, K. Tsuda. A quantum-statistical-mechanical extension of gaussian mixture model. *Journal of Physics: Conference Series*, **95**(1):012023 (2008).
47. C.A. Trugenberger. Quantum pattern recognition. *Quantum Inf. Process.*, **1**(6):471–493 (2002).
48. A.R. Webb, K.D. Copsey. *Statistical Pattern Recognition*. Wiley, 3rd edition (2011).
49. N. Wiebe, A. Kapoor, K.M. Svore. Quantum nearest-neighbor algorithms for machine learning. *Quantum Inform. Comput.*, **15**(34):0318–0358 (2015).
50. M.M. Wilde. *Quantum information theory*. Cambridge University Press, Cambridge (2013).
51. P. Wittek. *Quantum Machine Learning: What Quantum Computing Means to Data Mining*. Academic Press (2014).