

Reciprocal and unidirectional scattering of parity-time symmetric structures

L. Jin,^{1,*} X. Z. Zhang,² G. Zhang,¹ and Z. Song¹

¹*School of Physics, Nankai University, Tianjin 300071, China*

²*College of Physics and Materials Science,
Tianjin Normal University, Tianjin 300387, China*

Abstract

Parity-time (\mathcal{PT}) symmetry is of great interest. The reciprocal and unidirectional features are intriguing besides the \mathcal{PT} symmetry phase transition. Recently, the reciprocal transmission, unidirectional reflectionless and invisibility are intensively studied. Here, we show the reciprocal reflection/transmission in \mathcal{PT} -symmetric system is closely related to the type of \mathcal{PT} symmetry, that is, the axial (reflection) \mathcal{PT} symmetry leads to reciprocal reflection (transmission). The results are further elucidated by studying the scattering of rhombic ring form coupled resonators with enclosed synthetic magnetic flux. The nonreciprocal phase shift induced by the magnetic flux and gain/loss break the parity (\mathcal{P}) and time-reversal (\mathcal{T}) symmetry but keep the parity-time (\mathcal{PT}) symmetry. The reciprocal reflection (transmission) and unidirectional transmission (reflection) are found in the axial (reflection) \mathcal{PT} -symmetric ring centre. The explorations of symmetry and asymmetry from \mathcal{PT} symmetry may shed light on novel one-way optical devices and application of \mathcal{PT} metamaterials.

* jinliang@nankai.edu.cn

INTRODUCTION

Parity-time (\mathcal{PT}) symmetric quantum system may possess entirely real spectrum although being non-Hermitian [1–13]. \mathcal{PT} symmetric system is invariant under the combined \mathcal{PT} operator in the presence of balanced gain and loss. In the past decade, \mathcal{PT} -symmetric system has attracted tremendous interests as it possesses unintuitive but intriguing implications. Due to the similarity between the paraxial wave equation describing spatial light wave propagation and the temporal Schrödinger equation for quantum system, the complex refractive index distribution satisfying $n^*(x) = n(-x)$ mimics \mathcal{PT} -symmetric potentials $V^*(x) = V(-x)$, \mathcal{PT} -symmetric systems are proposed and realized in coupled optical waveguides through index guiding and a inclusion of balanced gain and loss regions [14–17]. A number of novel and non-trivial phenomena are found, such as power oscillation [17], coherent perfect absorbers [18–20], nonreciprocal light propagation [21] in coupled waveguides, and recently the \mathcal{PT} -symmetric microcavity lasing [22–24] and gain induced large optical nonlinear [25–29] in coupled resonators.

The spectral singularity [30–36] and invisibility [37–43] in \mathcal{PT} -symmetric system are hot topics, where reciprocal transmission and unidirectional reflectionless in \mathcal{PT} -symmetric metamaterial are intriguing features for novel optical devices. These devices are useful for light transport, control and manipulation [44–47]. The symmetric scattering properties are usually attributed to certain internal symmetry of a scattering centre. For instance, the parity (\mathcal{P}) symmetry, or time-reversal (\mathcal{T}) symmetry of a scattering centre leads to symmetric reflection and transmission [48] (\mathcal{T} -symmetric system without unequal tunnelling amplitude is Hermitian, otherwise, only reciprocal reflection or transmission holds [49]). Here, we report reciprocal reflection, similar as reciprocal transmission, are both related to the \mathcal{PT} symmetry of a scattering centre: The axial (reflection) \mathcal{PT} symmetry, with respect to the input and output channels, induces reciprocal reflection (transmission). Recent efforts on photonic Aharonov-Bohm effect enable photons behaving like electrons in magnetic field. Effective magnetic field for photons can be introduced in coupled waveguides by bending the waveguides [50], periodically modulating the refractive index [51], and the photon-phonon interactions [52]; or in coupled resonators by magneto-optical effect [53], dynamic modulation [54], and off-resonance coupling paths imbalance [55, 56]. In this work, we focus on the \mathcal{PT} -symmetric structure with balanced gain and loss threading by synthetic magnetic flux,

where photons feel a nonreciprocal tunnelling phase between neighbour resonators. The nonreciprocal tunnellings and balanced gain and loss break the \mathcal{P} and \mathcal{T} symmetry but keep the \mathcal{PT} symmetry of the scattering centre. The axial (reflection) \mathcal{PT} symmetry will lead to reciprocal reflection (transmission) and unidirectional transmission (reflection). Our findings provide new insights of \mathcal{PT} symmetry and the symmetric/asymmetric scattering, which are instrumental for the applications of \mathcal{PT} -symmetric metamaterial for light transport and one-way optical devices.

RESULTS

Reciprocal and unidirectional scattering of \mathcal{PT} -symmetric structures. The symmetric scattering properties of a \mathcal{PT} -symmetric structure are closely related to the classification of \mathcal{PT} -symmetry. The parity operator \mathcal{P} is the spatial reflection operator, \mathcal{T} is the time-reversal operator. In Fig. 1a,b, we schematically show two types of \mathcal{PT} symmetry. The Hamiltonian of the scattering centre is \mathcal{PT} -invariant, i.e., $(\mathcal{PT}) H_c (\mathcal{PT})^{-1} = H_c$. The input and output leads are connected to the \mathcal{PT} -symmetric scattering centre at sites L and R . If the connection sites under the parity operation satisfies $\mathcal{P}L\mathcal{P}^{-1} = L$, $\mathcal{P}R\mathcal{P}^{-1} = R$, the system is called axial \mathcal{PT} symmetric (Fig. 1a). If the connection sites under the parity operation satisfies $\mathcal{P}L\mathcal{P}^{-1} = R$, $\mathcal{P}R\mathcal{P}^{-1} = L$, the system is called reflection \mathcal{PT} symmetric (Fig. 1b). The red plane indicates the up-to-down (left-to-right) spatial reflection correspondence of axial (reflection) \mathcal{PT} symmetry.

In order to address the reciprocal and unidirectional scattering behavior. We study the reflection and transmission of a scattering centre for the left side and right side inputs, respectively. We denote the two scattering states as ψ_L^k and ψ_R^k for the input with wave vector k . The forward going and backward going waves are in form of $e^{\pm ikj}$. Combining with the reflection and transmission coefficient, we assume the scattering state wave function (not at the spectral singularities, see Methods) of left side input as,

$$\psi_L^k(j) = \begin{cases} e^{ikj} + r_L e^{-ikj}, j < 0 \\ t_L e^{ikj}, j > 0 \end{cases} . \quad (1)$$

where r_L and t_L represent the reflection and transmission coefficients for the left side input

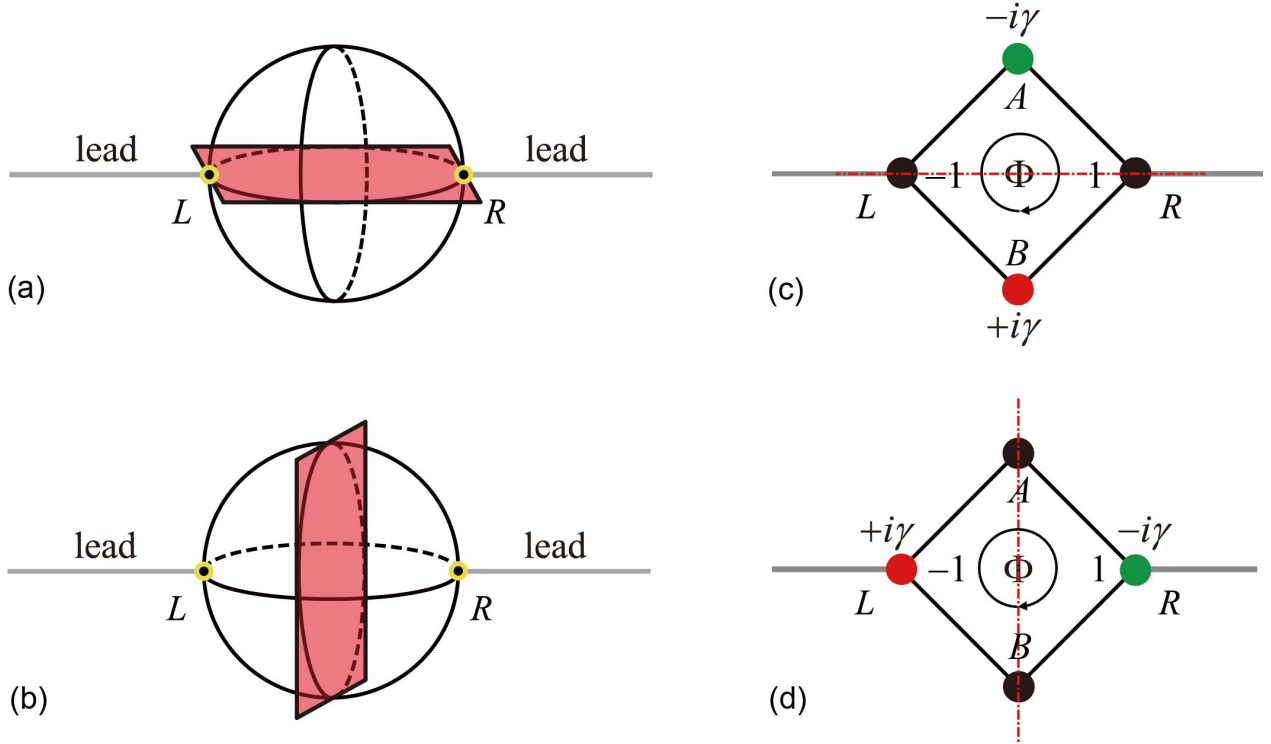


FIG. 1. **The type of \mathcal{PT} symmetry.** Two semi-infinite input and output leads (solid grey) are connected to the \mathcal{PT} -symmetric structures (black sphere) at sites L and R (yellow circle). (a) The axial \mathcal{PT} symmetry, defined as self-correspondence of L, R under parity operation. (b) The reflection \mathcal{PT} symmetry, defined as reflection-correspondence of L, R under parity operation. The axial (c) and reflection (d) \mathcal{PT} -symmetric rhombic ring configurations with enclosed magnetic flux Φ are schematically illustrated. The \mathcal{PT} symmetry axes are in dash dotted red. The red (green) site represents the gain (loss).

with wave vector k . Similarly, the wave function of right side input is in form of

$$\psi_R^k(j) = \begin{cases} t_R e^{-ikj}, j < 0 \\ e^{-ikj} + r_R e^{ikj}, j > 0 \end{cases}. \quad (2)$$

where r_R and t_R represent the reflection and transmission coefficients for the right side input with wave vector k .

Reciprocal reflection under axial \mathcal{PT} symmetry. As shown in Fig. 1a, this type of \mathcal{PT} -symmetric scattering centres have connection sites under parity operation satisfying $\mathcal{P}L\mathcal{P}^{-1} = L$, $\mathcal{P}R\mathcal{P}^{-1} = R$. In the axial \mathcal{PT} -symmetric configuration, the \mathcal{PT} symmetry is defined as $(\mathcal{PT})H_L(\mathcal{PT})^{-1} = H_L$, $(\mathcal{PT})H_R(\mathcal{PT})^{-1} = H_R$ in the leads, and as

$(\mathcal{PT})H_c(\mathcal{PT})^{-1} = H_c$ in the centre. The whole scattering system is axial \mathcal{PT} -symmetric with respect to the leads. The axial \mathcal{PT} symmetry results in symmetric relations on the scattering coefficients as (see Supplementary Information Note 1 for details),

$$|r_L|^2 + t_R t_L^* = 1, \quad (3)$$

$$|r_R|^2 + t_L t_R^* = 1. \quad (4)$$

From equations (3,4), we notice the reflection probabilities for the left and right side inputs are the same, i.e.,

$$|r_L|^2 = |r_R|^2. \quad (5)$$

In other words, the axial \mathcal{PT} symmetry leads to the reciprocal reflection. Notice that we have reciprocal reflection $|r_L|^2 = |r_R|^2 = 1$ at any transmission zero $t_{L,R} = 0$, where one-way pass through is possible. Furthermore, considering the waves with vectors k and $-k$, the reflection and transmission coefficients further satisfy $r_L(-k) = r_L^*(k)$, $t_L(-k) = t_L^*(k)$, $r_R(-k) = r_R^*(k)$, and $t_R(-k) = t_R^*(k)$.

Reciprocal transmission under reflection \mathcal{PT} symmetry. As shown in Fig. 1b, this type of \mathcal{PT} -symmetric scattering centres have connection sites under parity operation satisfying $\mathcal{P}L\mathcal{P}^{-1} = R$, $\mathcal{P}R\mathcal{P}^{-1} = L$. In the reflection \mathcal{PT} -symmetric configuration, the \mathcal{PT} symmetry is defined as $(\mathcal{PT})H_L(\mathcal{PT})^{-1} = H_R$, $(\mathcal{PT})H_R(\mathcal{PT})^{-1} = H_L$ in the leads, and as $(\mathcal{PT})H_c(\mathcal{PT})^{-1} = H_c$ in the centre. The whole scattering system is reflection \mathcal{PT} -symmetric with respect to the leads. The reflection \mathcal{PT} symmetry results in symmetric relations on the scattering coefficients as (see Supplementary Information Note 2 for details),

$$|t_L|^2 + r_R r_L^* = 1, \quad (6)$$

$$|t_R|^2 + r_L r_R^* = 1. \quad (7)$$

From equations (6, 7), we notice the transmission probabilities for the left side and right side inputs are the same, i.e.,

$$|t_L|^2 = |t_R|^2. \quad (8)$$

This indicates the reflection \mathcal{PT} symmetry leads to the reciprocal transmission, as observed in Bragg gratings and other \mathcal{PT} -symmetric structures [45–47]. Notice that we have reciprocal transmission $|t_L|^2 = |t_R|^2 = 1$ at any reflection zero $r_{L,R} = 0$, where unidirectional reflectionless is possible [37–43]. Furthermore, considering the waves with vectors k and $-k$,

the reflection and transmission coefficients further satisfy $r_L(-k) = r_R^*(k)$, $t_L(-k) = t_R^*(k)$, $r_R(-k) = r_L^*(k)$, and $t_R(-k) = t_L^*(k)$.

We show that in the present of \mathcal{PT} symmetry, the reciprocal reflection or transmission in a scattering centre is protected when the axial or reflection \mathcal{PT} symmetry holds even though the \mathcal{P} and \mathcal{T} symmetry are absent. Moreover, \mathcal{PT} symmetry structure may exhibit unidirectional scattering behavior.

\mathcal{PT} -symmetric rhombic ring structures. We use a rhombic ring structure (Fig. 1c,d) to elucidate the results. The scattering centre encloses with an effective magnetic flux Φ , photons moving along the rhombic ring structure in clockwise (counterclockwise) direction will acquire an additional direction-dependent phase factor $e^{+i\Phi}$ ($e^{-i\Phi}$), thus photons tunnelling is nonreciprocal except when $\Phi = n\pi$, $n \in \mathbb{Z}$. This is an effective photon Aharonov-Bohm effect creating by synthetic magnetic field [50–56]. The phase factor $e^{\pm i\Phi}$ is an analytical function of Φ with period of 2π , it is sufficient to understand the influence of magnetic flux on the scattering by studying Φ in the region $[0, 2\pi)$. To realize a synthetic magnetic field, two ring resonators are coupled through an auxiliary off-resonant ring resonator. The auxiliary resonator introduces optical paths imbalance when coupling to two primary resonators, the auxiliary resonator can be effectively reduced and create a coupling phase factor between two primary resonators. The coupled resonators under synthesized magnetic field is described by a magnetic tight-binding Hamiltonian [55, 56],

$$H_0 = -e^{i\phi}(a_1^\dagger a_A + a_A^\dagger a_{-1} + a_{-1}^\dagger a_B + a_B^\dagger a_1) + \text{h.c.}, \quad (9)$$

where $\phi = \Phi/4$ is a nonreciprocal phase shift induced by the magnetic flux in the tunnelling constant. In Fig. 1c, the Hamiltonian of the scattering centre is $H_c = H_0 - i\gamma a_A^\dagger a_A + i\gamma a_B^\dagger a_B$, where γ is the gain/loss rate. The balanced gain and loss are the origin of the non-Hermiticity realized in the optical systems [14–17, 23–27]. The configuration is axial \mathcal{PT} -symmetric with the parity operator acting on the rhombic ring sites defined as $\mathcal{P}(-1)\mathcal{P}^{-1} = -1$, $\mathcal{P}A\mathcal{P}^{-1} = B$, $\mathcal{P}1\mathcal{P}^{-1} = 1$, $\mathcal{P}B\mathcal{P}^{-1} = A$. In Fig. 1d, the Hamiltonian of the scattering centre is $H_c = H_0 + i\gamma a_{-1}^\dagger a_{-1} - i\gamma a_1^\dagger a_1$, the parity operator \mathcal{P} is defined as $\mathcal{P}(-1)\mathcal{P}^{-1} = 1$, $\mathcal{P}A\mathcal{P}^{-1} = A$, $\mathcal{P}1\mathcal{P}^{-1} = -1$, $\mathcal{P}B\mathcal{P}^{-1} = B$, and the configuration is reflection \mathcal{PT} -symmetric. In the system, the magnetic flux is inverted meanwhile the gain and loss are switched under the \mathcal{P} or \mathcal{T} operation. However, the system is invariant under the combined \mathcal{PT} operator, i.e., the presence of non-trivial magnetic flux as well as balanced gain and loss both break

the \mathcal{P} and \mathcal{T} symmetry but keep the \mathcal{PT} symmetry of the system.

The scattering centre is actually a two-arm Aharonov-Bohm interferometer. Light wave propagates through two pathways (A and B) between the connection sites $-1, 1$ and interfere with each other. The interference generates the output which varies as the enclosed magnetic flux. The effective magnetic field is gauge invariant and the magnetic flux acts globally, thus the reflection and transmission are not affected by the nonreciprocal phase distribution in the tunnelling for fixed magnetic flux. In the following, we discuss the reflection and transmission of the \mathcal{PT} -symmetric rhombic ring structures in details.

The reflection and transmission coefficients for the axial \mathcal{PT} -symmetric rhombic ring structure (Fig. 1c) are calculated from the Schrödinger equations (see Methods), yielding

$$r_L = r_R = \frac{\gamma^2 + 4[\sin^2 k - \cos^2(\Phi/2)]}{4e^{2ik} \cos^2(\Phi/2) + 4 \sin^2 k - \gamma^2}, \quad (10)$$

$$t_L = \frac{4i \sin k [2 \cos k \cos(\Phi/2) - \gamma \sin(\Phi/2)]}{4e^{2ik} \cos^2(\Phi/2) + 4 \sin^2 k - \gamma^2}, \quad (11)$$

$$t_R = \frac{4i \sin k [2 \cos k \cos(\Phi/2) + \gamma \sin(\Phi/2)]}{4e^{2ik} \cos^2(\Phi/2) + 4 \sin^2 k - \gamma^2}. \quad (12)$$

The reflection and transmission probabilities are functions of the magnetic flux Φ , gain/loss rate γ , and wave vector k . They satisfy $|r_L(\Phi, \gamma, k)|^2 = |r_R(\Phi, \gamma, k)|^2$ (see Fig. 2a,d), $|t_L(\Phi, \gamma, k)|^2 = |t_R(-\Phi, \gamma, k)|^2$ (see Fig. 2b,c), and $|t_L(\Phi, \gamma, k)|^2 = |t_R(\Phi, -\gamma, k)|^2$ (see Fig. 2e,f). In the absence of non-trivial magnetic flux Φ , or gain/loss γ , the system is \mathcal{P} -symmetric (reflection- \mathcal{P} -symmetric for Φ absence, i.e., left to right by mirror imaging; inversion- \mathcal{P} -symmetric for γ absence, i.e., left to right by 180° rotation), the reflection and transmission are both reciprocal. The non-trivial magnetic flux Φ together with balanced gain and loss γ break the \mathcal{P} symmetry. The symmetric transmission in the \mathcal{PT} -symmetric system at $k \neq \pi/2$ is broken, i.e., the transmission is unidirectional at $k \neq \pi/2$. Moreover, the axial \mathcal{PT} symmetry protects the symmetric reflection, therefore, the reflection is reciprocal but the transmission is unidirectional. The white curves in Fig. 2 show the reflection/transmission zeros. At $\gamma = \pm 2 \cos k \cot(\Phi/2) \neq 0$, we have $t_L = 0$ or $t_R = 0$ with total reflection $|r_{L,R}|^2 = 1$. This indicates that we only have a non-zero transmission for the right side or left side input, thus the axial \mathcal{PT} -symmetric rhombic ring structure allows one-way pass through.

Photons circle in the scattering centre either in a clockwise direction or in a counterclockwise direction, we schematically illustrate the two pathways in the Supplementary (Fig. 6).

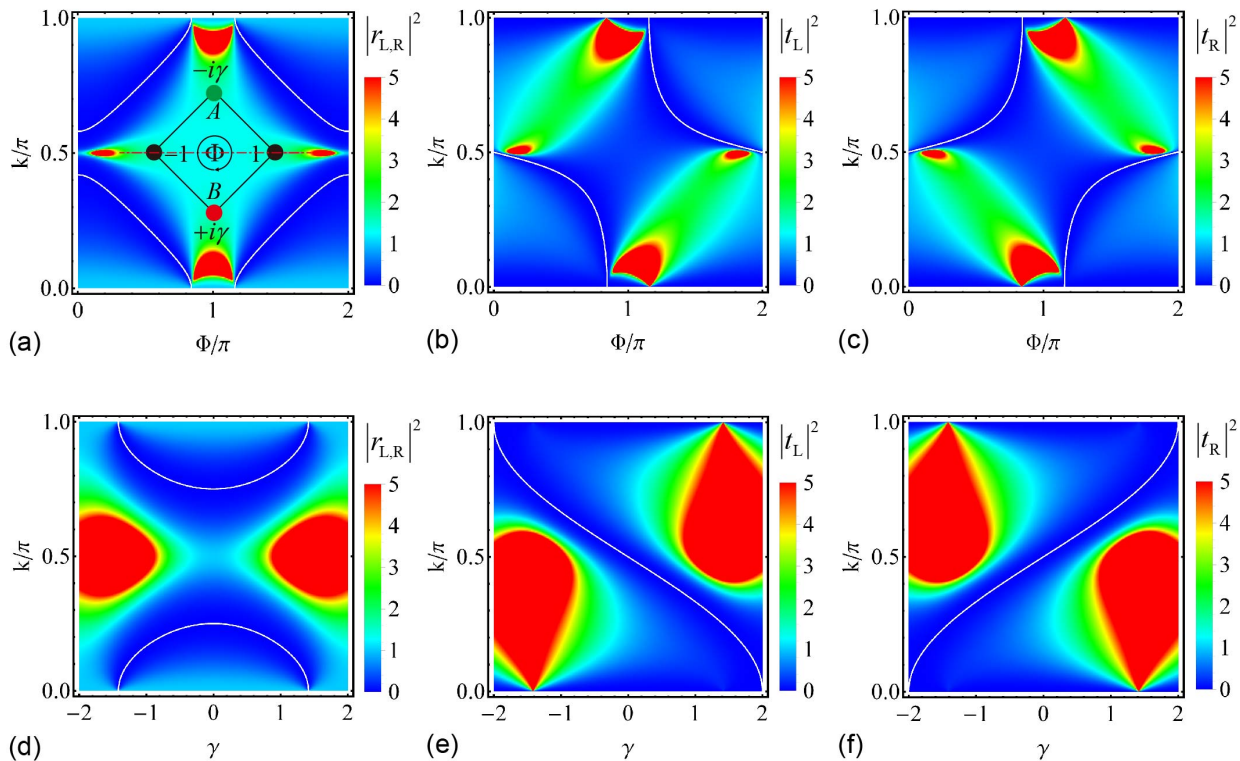


FIG. 2. **Reciprocal reflection and unidirectional transmission under axial \mathcal{PT} symmetry.**

(a-c) The reflection and transmission probabilities $|r_{L,R}|^2$, $|t_L|^2$, $|t_R|^2$ at $\gamma = 1/2$ as functions of Φ and k . (d-f) The reflection and transmission probabilities $|r_{L,R}|^2$, $|t_L|^2$, $|t_R|^2$ at $\Phi = \pi/2$ as functions of γ and k . The insert in (a) schematically illustrates the axial \mathcal{PT} -symmetric rhombic ring structure. The white curves are the reflection and transmission zeros. At $k = \pi/2$ and $\Phi = 0, 2\pi$, the reflections in (a) are 1, the transmissions in (b,c) are 0.

The phase difference between two pathways affects the interference in the scattering centre, thus the transmission varies as the effective magnetic flux induced phase difference. The phase difference between clockwise direction and counterclockwise direction of transmission pathways is Φ for the left side input (Supplementary, see Fig. 6c) or $-\Phi$ for the right side input (Supplementary, see Fig. 6d). The transmission pathways are not equivalent in the presence of gain/loss, the interference of phase difference being Φ is different from the interference of phase difference being $-\Phi$. Therefore, the unidirectional transmission is enabled in the presence of nonreciprocal tunneling phase factor ($e^{+i\Phi} \neq e^{-i\Phi}$) attributed to non-trivial magnetic flux ($\Phi \neq n\pi$, $n \in \mathbb{Z}$).

In Fig. 3, we plot the reflection and transmission probabilities for an axial \mathcal{PT} -symmetric

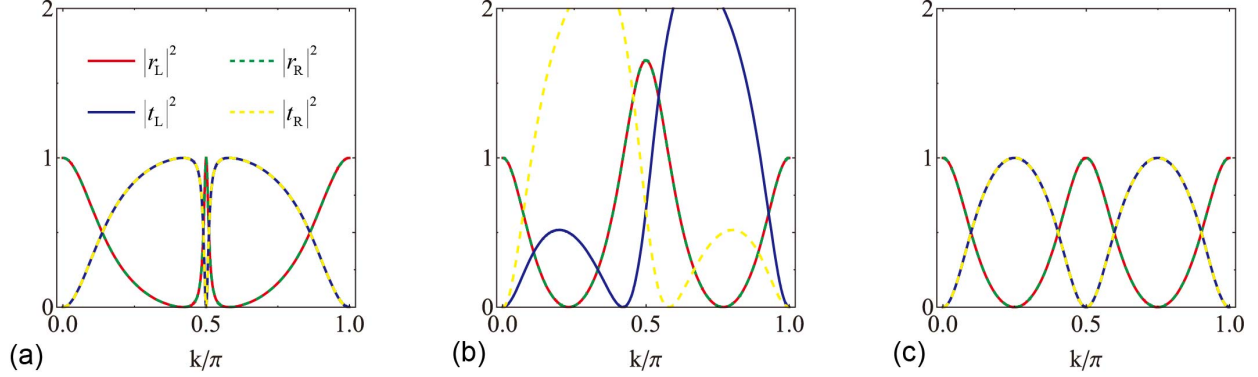


FIG. 3. **Symmetric reflection under axial \mathcal{PT} symmetry.** (a) $\gamma = 1/2$, $\Phi = 0$, (b) $\gamma = 1/2$, $\Phi = \pi/2$, (c) $\gamma = 0$, $\Phi = \pi/2$.

rhombic ring structure (Fig. 1c) at several set parameters. Figure 3a is for a system with balanced gain and loss in the absence of magnetic flux, i.e., $\gamma = 1/2$, $\Phi = 0$. The gain/loss, being non-Hermitian, plays the role of on-site potentials and is the origin of unidirectional behavior. However, the presence of balanced gain and loss alone does not ensure unidirectional scattering. We notice the reflection and transmission in Fig. 3a are both reciprocal. The scattering is unitary even though the system is non-Hermitian (the balanced gain and loss of this rhombic ring structure $i\gamma(A^\dagger A - B^\dagger B)$ can be reduced to an anti-Hermitian interaction $i\gamma(A'^\dagger B' + B'^\dagger A')$ by composing $A', B' = (B \pm A)/\sqrt{2}$, and the non-Hermiticity of the scattering centre only arises from the anti-Hermitian interaction between A', B' , which is proved to have unitary scattering [57]). By introducing magnetic flux to the system, the \mathcal{P} and \mathcal{T} symmetry is destroyed but the \mathcal{PT} symmetry holds. The interference between light waves from the loss arm and the gain arm generates unidirectional transmission for non-trivial magnetic flux. Figure 3b is for a system in the presence of non-trivial magnetic flux, i.e., $\gamma = 1/2$, $\Phi = \pi/2$. The unidirectional transmission zero happens at $k = \arccos(\pm 1/4)\pi$, i.e., at $k \approx 0.420\pi$, $|t_L|^2 = 0$, $|t_R|^2 \approx 1.369$; at $k \approx 0.580\pi$, $|t_L|^2 \approx 1.369$, $|t_R|^2 = 0$, which indicates a one-way pass through. Figure 3c is for a Hermitian scattering centre in the presence of non-trivial magnetic flux, i.e., $\gamma = 0$, $\Phi = \pi/2$, we have Hermitian scattering without unidirectional behavior.

In the rhombic ring structure under axial \mathcal{PT} symmetry (Fig. 1c), the reflection and transmission coefficients r_L , r_R , t_L , t_R diverge at the spectral singularities [30]. When $k = \pi/2$, we have the reflection and transmission coefficients $r_L = r_R = [4 \sin^2(\Phi/2) +$

$\gamma^2]/[4\sin^2(\Phi/2) - \gamma^2]$ and $t_L = -t_R = -4i\gamma \sin(\Phi/2)/[4\sin^2(\Phi/2) - \gamma^2]$. We notice the spectral singularities are at $\gamma = \pm 2\sin(\Phi/2) \neq 0$. When $\Phi = \pi$, we have the reflection and transmission coefficients $r_L = r_R = (4\sin^2 k + \gamma^2)/(4\sin^2 k - \gamma^2)$ and $t_L = -t_R = -4i\gamma \sin k/(4\sin^2 k - \gamma^2)$. The spectral singularities are at $\gamma = \pm 2\sin k \neq 0$. At the spectral singularities, the scattering states are in form of a self-sustained emission $f_{j<0}^k = e^{-ikj}$, $f_{j>0}^k = \mp i e^{ikj}$ and a reflectionless absorption $f_{j<0}^k = e^{ikj}$, $f_{j>0}^k = \pm i e^{-ikj}$ (see Method) [58]. The transfer matrix of the scattering centre is $M_{11} = M_{22} = 0$, $M_{12} = \mp i$, $M_{21} = \pm i$ with matrix-element M_{22} vanishes.

Now, we turn to discuss the rhombic ring structure under reflection \mathcal{PT} symmetry. The configuration is shown in Fig. 1d. In Supplementary, Figure 7 schematically illustrates the pathways of photons. The connection sites are linked by two same pathways. In the presence of magnetic flux Φ , photons travelling from left lead to right lead in clockwise direction and counterclockwise direction acquire additional phases $+\Phi/2$ and $-\Phi/2$ in the two pathways (Supplementary, see Fig. 7c), respectively. The situation is unchanged for photons travelling inversely from right lead to left lead (Supplementary, see Fig. 7d). Equivalently, the upper and lower pathways are undistinguishable. Therefore, only relative phase difference Φ matters (affecting the transmission coefficient) and the transmission is directionless. The reflection and transmission coefficients are calculated as (see Methods)

$$r_L = \frac{(\gamma^2 + 2\gamma \sin k - 1) \cos^2 k + \sin^2(\Phi/2)}{\sin^2 k - e^{2ik}[\gamma^2 \cos^2 k - \cos^2(\Phi/2)]}, \quad (13)$$

$$r_R = \frac{(\gamma^2 - 2\gamma \sin k - 1) \cos^2 k + \sin^2(\Phi/2)}{\sin^2 k - e^{2ik}[\gamma^2 \cos^2 k - \cos^2(\Phi/2)]}, \quad (14)$$

$$t_L = t_R = \frac{i \sin(2k) \cos(\Phi/2)}{\sin^2 k - e^{2ik}[\gamma^2 \cos^2 k - \cos^2(\Phi/2)]}. \quad (15)$$

The reflection and transmission coefficients are functions of the magnetic flux Φ , gain/loss rate γ , and wave vector k . They satisfy $|t_L(\Phi, \gamma, k)|^2 = |t_R(\Phi, \gamma, k)|^2$ and $|r_L(\Phi, \gamma, k)|^2 = |r_R(\Phi, -\gamma, k)|^2$. Figure 4 implies a reciprocal transmission (Fig. 4a,d) and unidirectional reflection (Fig. 4b,c,e,f). In this configuration, the scattering with both reflection and transmission being reciprocal happens in the absence of gain and loss ($\gamma = 0$), that is when the system is \mathcal{P} -symmetric. In the presence of gain and loss ($\gamma \neq 0$), the reflection probability is unidirectional, but the reflection \mathcal{PT} symmetry protects the reciprocal transmission. Due to the presence of gain and loss, the probability of the total reflection and transmission after scattering is not unitary, being balanced gain and loss rate dependent. The white curves

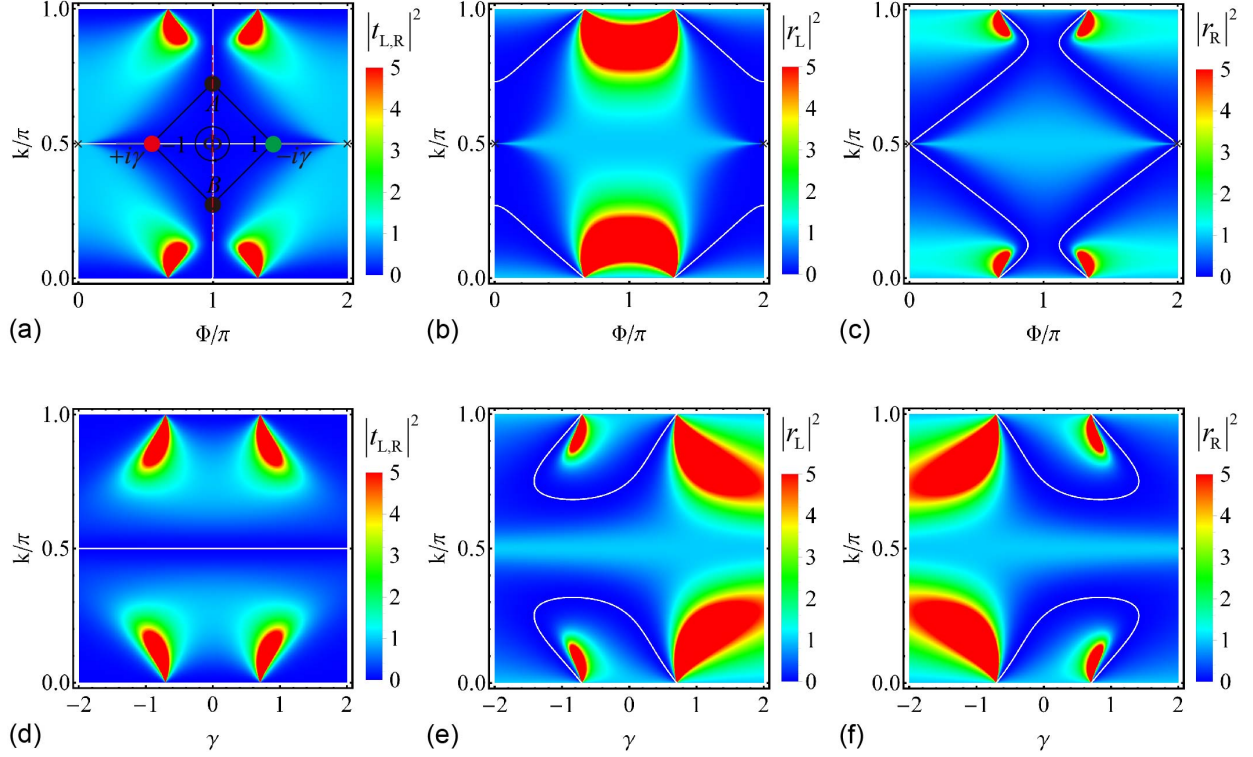


FIG. 4. **Reciprocal transmission and unidirectional reflection under reflection \mathcal{PT} symmetry.** (a-c) The reflection and transmission probabilities $|t_{L,R}|^2$, $|r_L|^2$, $|r_R|^2$ at $\gamma = 1/2$ as functions of Φ and k . (d-f) The reflection and transmission probabilities $|t_{L,R}|^2$, $|r_L|^2$, $|r_R|^2$ at $\Phi = \pi/2$ as functions of γ and k . The insert in (a) schematically illustrates the reflection \mathcal{PT} -symmetric rhombic ring structure. The white curves are the reflection and transmission zeros. At $k = \pi/2$ and $\Phi = 0, 2\pi$, the transmissions in (a) are 1, the reflections in (b,c) are 0 as marked by black crosses.

in Fig. 4 show the reflection and transmission zeros. At $k = \pi/2$ and $\Phi = 0$, $|r_{L,R}|^2 = 0$, $|t_{L,R}|^2 = 1$. At the reflection zeros, $|r_{L(R)}|^2 = 0$, $|r_{R(L)}|^2 \neq 0$, and $|t_{L,R}|^2 = 1$, the system exhibits unidirectional reflectionless with reciprocal transmission.

In Fig. 5, we plot the reflection and transmission probabilities for a reflection \mathcal{PT} -symmetric rhombic ring structure (Fig. 1d) at several set parameters. Figure 5a,b are for balanced gain and loss rate $\gamma = 1/2$ with two different magnetic flux $\Phi = 0$ and $\pi/2$, respectively. The reciprocal transmission and unidirectional reflection are clearly seen. In Fig. 5a, the unidirectional reflectionless happens at $k \approx 0.27\pi, 0.73\pi$, $|r_L|^2 = 0$, $|r_R|^2 = 0.437$, $|t_L|^2 = |t_R|^2 = 1$. In Fig. 5b, the unidirectional reflectionless happens at $k \approx 0.072\pi, 0.928\pi$,

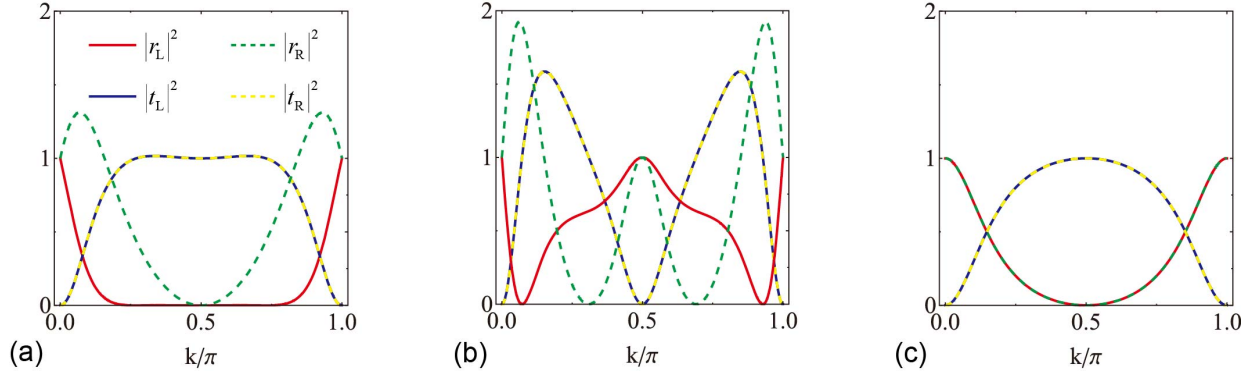


FIG. 5. **Symmetric transmission under reflection \mathcal{PT} symmetry.** (a) $\gamma = 1/2$, $\Phi = 0$, (b) $\gamma = 1/2$, $\Phi = \pi/2$, (c) $\gamma = 0$, $\Phi = 0$.

$|r_L| = 0$, $|r_R| = 1.899$, $|t_L|^2 = |t_R|^2 = 1$; or at $k \approx 0.310\pi, 0.690\pi$, $|r_L|^2 = |r_R|^2 = 0$, $|t_L|^2 = |t_R|^2 = 1$. In the absence of gain and loss $\gamma = 0$, the reflection and axial \mathcal{PT} -symmetric rhombic ring configurations reduce to an identical system. In Fig. 5c, we plots the reflection and transmission probabilities of a scattering centre in the absence of both gain and loss and magnetic flux, i.e., $\gamma = 0$, $\Phi = 0$, we observe Hermitian scattering behavior of reciprocal reflection and transmission similar as $\gamma = 0$, $\Phi = \pi/2$ shown in Fig. 3c. Notice that no spectral singularity emerges in the scattering of reflection \mathcal{PT} -symmetric rhombic ring system. The system with $\Phi = 0$ leads to input with wave vector $k = \pi/2$ both sides invisible that $r_L = r_R = 0$, $t_L = t_R = 1$ (black crosses in Fig. 4a-c); The system with $\Phi \neq 0$ leads to input with vector $k = \pi/2$ both sides opaque that $r_L = r_R = 1$, $t_L = t_R = 0$. For the input with wave vector $k = \pi/2$, the scattering behavior is very sensitive to the magnetic flux.

CONCLUSION

We investigate the reciprocal and unidirectional scattering of \mathcal{PT} -symmetric structures. We show an insightful understanding of the symmetric scattering behavior, that is associated with the type of \mathcal{PT} symmetry, defined as the \mathcal{PT} symmetry of the connection sites on the \mathcal{PT} -symmetric structures. We find that the axial (reflection) \mathcal{PT} symmetry leads to reciprocal reflection (transmission). The transmission (reflection) is unidirectional affected by the magnetic flux and gain/loss, this is because the magnetic flux induced nonreciprocal phase and the gain/loss break the \mathcal{P} or \mathcal{T} symmetry of the scattering centre. The

results are further elucidated using a \mathcal{PT} -symmetric rhombic ring structure with enclosed effective magnetic flux describing by tight-binding model. The physical realization of such scattering centre is possible in optical systems such as coupled waveguides array and coupled resonators. Notice that our conclusions are also applicable to the system with nonreciprocal tunnelling being unequal tunnelling amplitude [60]. We believe our findings may shed light on coherent light transport and would be useful for applications of quantum devices with inherent symmetry, in particular, for novel unidirectional optical device designs that not limited to optical diodes using synthetic \mathcal{PT} -symmetric metamaterial.

METHODS

Schrödinger equations. The input and output leads are described by two semi-infinite tight-binding chain. The left lead is $H_L = -\sum_{j=-\infty}^{-1} (a_{j-1}^\dagger a_j + a_j^\dagger a_{j-1})$, the right lead is $H_R = -\sum_{j=1}^{\infty} (a_j^\dagger a_{j+1} + a_{j+1}^\dagger a_j)$, where a_j^\dagger (a_j) is the creation (annihilation) operator of the site j , the tunnelling between sites is uniform and set unity. The Hamiltonian of the scattering system is $H = H_L + H_c + H_R$. The eigenstate of the scattering system is set $|\psi_{L,R}^k\rangle = \sum_{j=-\infty}^{+\infty} f_j^k a_j^\dagger |\text{vac}\rangle + f_A^k a_A^\dagger |\text{vac}\rangle + f_B^k a_B^\dagger |\text{vac}\rangle$.

For the axial \mathcal{PT} -symmetric configuration shown in Fig. 1c, the Hamiltonian of the scattering system is $H_c = H_0 - i\gamma a_A^\dagger a_A + i\gamma a_B^\dagger a_B$. The Schrödinger equations $H|\psi_{L,R}^k\rangle = E_k|\psi_{L,R}^k\rangle$ on the scattering centre yield four independent equations

$$-f_{-2}^k - e^{-i\phi} f_A^k - e^{i\phi} f_B^k = E_k f_{-1}^k, \quad (16)$$

$$-f_2^k - e^{i\phi} f_A^k - e^{-i\phi} f_B^k = E_k f_1^k, \quad (17)$$

$$-e^{i\phi} f_{-1}^k - e^{-i\phi} f_1^k = (E_k + i\gamma) f_A^k, \quad (18)$$

$$-e^{-i\phi} f_{-1}^k - e^{i\phi} f_1^k = (E_k - i\gamma) f_B^k, \quad (19)$$

For the reflection \mathcal{PT} -symmetric configuration shown in Fig. 1d, the Hamiltonian of the scattering centre is $H_c = H_0 + i\gamma a_{-1}^\dagger a_{-1} - i\gamma a_1^\dagger a_1$. Correspondingly, four independent equations from the Schrödinger equations $H|\psi_{L,R}^k\rangle = E_k|\psi_{L,R}^k\rangle$ on the scattering centre are

in form of

$$-f_{-2}^k - e^{-i\phi} f_A^k - e^{i\phi} f_B^k = (E_k - i\gamma) f_{-1}^k, \quad (20)$$

$$-f_2^k - e^{i\phi} f_A^k - e^{-i\phi} f_B^k = (E_k + i\gamma) f_1^k, \quad (21)$$

$$-e^{i\phi} f_{-1}^k - e^{-i\phi} f_1^k = E_k f_A^k, \quad (22)$$

$$-e^{-i\phi} f_{-1}^k - e^{i\phi} f_1^k = E_k f_B^k, \quad (23)$$

where $\phi = \Phi/4$. The Schrödinger equations on the leads give the energy $E_k = -2 \cos k$ for the input with wave vector k . Notice that $k = \pi/2$ in the reflection \mathcal{PT} -symmetric rhombic ring with $\Phi = 2n\pi$ ($n \in \mathbb{Z}$) results in $f_{-1} = -f_1$ and the transmissions are 1. Otherwise, $k = \pi/2$ in system with $\Phi \neq 2n\pi$ ($n \in \mathbb{Z}$) leads to $f_{-1} = f_1 = 0$ and the transmissions are 0.

Reflection and transmission coefficients. To calculate the reflection and transmission coefficients, we set the left side input wave functions equation (32) as

$$f_{-2}^k = e^{-2ik} + r_L e^{2ik}, \quad (24)$$

$$f_{-1}^k = e^{-ik} + r_L e^{ik}, \quad (25)$$

$$f_1^k = t_L e^{ik}, \quad (26)$$

$$f_2^k = t_L e^{2ik}, \quad (27)$$

and the right side input wave functions equation (33) as

$$f_{-2}^k = t_R e^{2ik}, \quad (28)$$

$$f_{-1}^k = t_R e^{ik}, \quad (29)$$

$$f_1^k = e^{-ik} + r_R e^{ik}, \quad (30)$$

$$f_2^k = e^{-2ik} + r_R e^{2ik}, \quad (31)$$

Substituting $f_{-2}^k, f_{-1}^k, f_1^k, f_2^k$ of equations (24-31) into equations (16-19) and eliminating f_A^k, f_B^k , we get equations of r_L, t_L, r_R, t_R for the axial \mathcal{PT} -symmetric rhombic ring configuration. Through directly algebraic calculation and simplification, we obtain the reflection and transmission coefficients r_L, t_L, r_R, t_R as functions of k, Φ, γ given in equations (10-12). Using the same procedure, we get the reflection and transmission coefficients for the reflection \mathcal{PT} -symmetric rhombic ring configuration. After substituting $f_{-2}^k, f_{-1}^k, f_1^k, f_2^k$ of equations (24-31) into equations (20-23) and eliminating f_A^k, f_B^k , we get equations of $r_L, t_L,$

r_R, t_R . Through directly algebraic calculation and simplification, we obtain the reflection and transmission coefficients r_L, t_L, r_R, t_R as functions of k, Φ, γ given in equations (13-15).

Scattering states at the spectral singularities. The scattering coefficients diverge at the spectral singularities, to calculate the scattering states, we have the wave functions of equation (32) replaced by $f_{j<0}^k = A_k e^{ikj} + B_k e^{-ikj}, f_{j>0}^k = C_k e^{ikj} + D_k e^{-ikj}$. Substituting $f_{-2}^k, f_{-1}^k, f_1^k, f_2^k$ into equations (16-19) of the axial \mathcal{PT} -symmetric rhombic ring configuration, we obtain the coefficients satisfying $A_k = \mp i D_k, B = \pm i C_k$ at the spectral singularities that i) $k = \pi/2, \gamma = \pm 2 \sin(\Phi/2) \neq 0$; and ii) $\Phi = \pi, \gamma = \pm 2 \sin k \neq 0$. These indicate the scattering states are a self-sustained emission and a reflectionless absorption.

ACKNOWLEDGEMENTS

This work is partly supported by the National Basic Research Program (973 Program) of China (Grant No. 2012CB921900). L.J. also appreciates the support of Nankai University Baiqing Plan foundation (Grant No. ZB15006104). X.Z.Z. also appreciates the support of National Natural Science Foundation of China (Grant No. 11505126) and PhD research startup foundation of Tianjin Normal University (Grant No. 52XB1415). Z.S. also appreciates the support of CNSF (Grant No. 11374163).

AUTHOR CONTRIBUTIONS STATEMENT

L.J. conceived the idea, carried out the study. Z.S. supervised the project. L.J. wrote the manuscript with helpful suggestions from X.Z.Z., G.Z., and Z.S. All authors discussed the results and reviewed the manuscript. Correspondence and requests for materials should be addressed to L. Jin.

-
- [1] Bender, C. M. & Boettcher, S. Real spectra in non-Hermitian Hamiltonians having \mathcal{PT} symmetry. *Phys. Rev. Lett.* **80**, 5243-5246 (1998).
 - [2] Bender, C. M., Brody, D. C., & Jones, H. F. Complex extension of quantum mechanics. *Phys. Rev. Lett.* **89**, 270401 (2002).

- [3] Mostafazadeh, A. Pseudo-Hermiticity versus \mathcal{PT} symmetry: The necessary condition for the reality of the spectrum of a non-Hermitian Hamiltonian. *J. Math. Phys.* **43**, 205-214 (2002).
- [4] Znojil, M. Spiked potentials and quantum toboggans. *J. Phys. A: Math. Gen.* **39**, 13325-13336 (2006).
- [5] Znojil, M. Scattering theory with localized non-Hermiticities. *Phys. Rev. D* **78**, 025026 (2008).
- [6] Klaiman, S., Günther, U. & Moiseyev, N. Visualization of branch points in \mathcal{PT} -symmetric waveguides. *Phys. Rev. Lett.* **101**, 080402 (2008).
- [7] Jin, L. & Song, Z. Solutions of \mathcal{PT} -symmetric tight-binding chain and its equivalent Hermitian counterpart. *Phys. Rev. A* **80**, 052107 (2009).
- [8] Joglekar, Y. N., Scott, D., Babbey, M. & Saxena, A. Robust and fragile \mathcal{PT} -symmetric phases in a tight-binding chain. *Phys. Rev. A* **82**, 030103(R) (2010)
- [9] Gong, J. & Wang, Q.-H. Geometric phase in \mathcal{PT} -symmetric quantum mechanics. *Phys. Rev. A* **82**, 012103 (2010).
- [10] Scott, D. D. & Joglekar, Y. N. \mathcal{PT} -symmetry breaking and ubiquitous maximal chirality in a \mathcal{PT} -symmetric ring. *Phys. Rev. A* **85**, 062105 (2012).
- [11] Gong, J. & Wang, Q.-H. Time-dependent \mathcal{PT} -symmetric quantum mechanics. *J. Phys. A: Math. Theor.* **46**, 485302 (2013).
- [12] Zhu, B., Lü, R. & Chen, S. \mathcal{PT} symmetry in the non-Hermitian Su-Schrieffer-Heeger model with complex boundary potentials. *Phys. Rev. A* **89**, 062102 (2014).
- [13] Wang, X., Liu, T., Xiong, Y. & Tong, P. Spontaneous \mathcal{PT} -symmetry breaking in non-Hermitian Kitaev and extended Kitaev models. *Phys. Rev. A* **92**, 012116 (2015).
- [14] El-Ganainy, R., Makris, K. G., Christodoulides, D. N. & Musslimani, Z. H. Theory of coupled optical \mathcal{PT} -symmetric structures. *Opt. Lett.* **32**, 2632-2634 (2007).
- [15] Makris, K. G., El-Ganainy, R., Christodoulides, D. N. & Musslimani, Z. H. Beam dynamics in \mathcal{PT} symmetric optical lattices. *Phys. Rev. Lett.* **100**, 103904 (2008).
- [16] Guo, A. *et al.* Observation of \mathcal{PT} -symmetry breaking in complex optical potentials. *Phys. Rev. Lett.* **103**, 093902 (2009).
- [17] Rüter, C. E. *et al.* Observation of parity-time symmetry in optics. *Nature Phys.* **6**, 192-195 (2010).
- [18] Chong, Y. D., Ge, L., Cao, H. & Stone, A. D. Coherent perfect absorbers: Time-reversed lasers. *Phys. Rev. Lett.* **105**, 053901 (2010).

- [19] Longhi, S. \mathcal{PT} -symmetric laser absorber. *Phys. Rev. A* **82**, 031801(R) (2010).
- [20] Hasan, M., Ghatak, A. & Mandal, B. P. Critical coupling and coherent perfect absorption for ranges of energies due to a complex gain and loss symmetric system. *Ann. Phys. (N.Y.)* **344**, 17-28 (2014).
- [21] Regensburger, A. *et al.* Parity-time synthetic photonic lattices. *Nature* **488**, 167-171 (2012).
- [22] Jing, H. *et al.* \mathcal{PT} -symmetric phonon laser. *Phys. Rev. Lett.* **113**, 053604 (2014).
- [23] Feng, L., Wong, Z. J., Ma, R.-M., Wang, Y. & Zhang, X. Single-mode laser by parity-time symmetry breaking. *Science* **346**, 972-975 (2014).
- [24] Hodaei, H., Miri, M.-A., Heinrich, M., Christodoulides, D. N. & Khajavikhan, M. Parity-time-symmetric microring lasers. *Science* **346**, 975-978 (2014).
- [25] Peng, B. *et al.* Parity-time-symmetric whispering-gallery microcavities. *Nature Phys.* **10**, 394-398 (2014).
- [26] Peng, B., Özdemir, S. K., Chen, W., Nori, F. & Yang, L. What is and what is not electromagnetically induced transparency in whispering-gallery microcavities. *Nat. Commun.* **5**, 5082 (2014).
- [27] Chang, L. *et al.* Parity-time symmetry and variable optical isolation in active-passive-coupled microresonators. *Nature Photon.* **8**, 524-529 (2014).
- [28] Jing, H. *et al.* Optomechanically-induced transparency in parity-time-symmetric microresonators. *Sci. Rep.* **5**, 9663 (2015).
- [29] Zhang, J. *et al.* Giant nonlinearity via breaking parity-time symmetry: A route to low-threshold phonon diodes. *Phys. Rev. B* **92**, 115407 (2015).
- [30] Mostafazadeh, A. Spectral singularities of complex scattering potentials and infinite reflection and transmission coefficients at real energies. *Phys. Rev. Lett.* **102**, 220402 (2009).
- [31] Longhi, S. Spectral singularities and Bragg scattering in complex crystals. *Phys. Rev. A* **81**, 022102 (2010).
- [32] Mostafazadeh, A. Optical spectral singularities as threshold resonances. *Phys. Rev. A* **83**, 045801 (2011).
- [33] Ghatak, A., Nathan, J. A., Mandal, B. P. & Ahmed, Z. Spectral singularity and reflectionlessness in non-Hermitian (complex) Ginocchio potential. *J. Phys. A: Math. Theor.* **45**, 465305 (2012).

- [34] Mostafazadeh, A. Nonlinear spectral singularities for confined nonlinearities. *Phys. Rev. Lett.* **110**, 260402 (2013).
- [35] Mostafazadeh, A. Nonlinear spectral singularities of a complex barrier potential and the lasing threshold condition. *Phys. Rev. A* **87**, 063838 (2013).
- [36] Ramezani, H., Li, H.-K., Wang, Y. & Zhang, X. Unidirectional spectral singularities. *Phys. Rev. Lett.* **113**, 263905 (2014).
- [37] Lin, Z. *et al.* Unidirectional invisibility induced by \mathcal{PT} -symmetric periodic structures. *Phys. Rev. Lett.* **106**, 213901 (2011).
- [38] Feng, L. *et al.* Experimental demonstration of a unidirectional reflectionless parity-time metamaterial at optical frequencies. *Nature Mater.* **12**, 108-113 (2013).
- [39] Longhi, S. Invisibility in non-Hermitian tight-binding lattices. *Phys. Rev. A* **82**, 032111 (2010).
- [40] Longhi, S. A unidirectionally invisible \mathcal{PT} -symmetric complex crystal with arbitrary thickness. *J. Phys. A: Math. Theor.* **47**, 485302 (2014).
- [41] Mostafazadeh, A. Invisibility and \mathcal{PT} symmetry. *Phys. Rev. A* **87**, 012103 (2013).
- [42] Mostafazadeh, A. Unidirectionally invisible potentials as local building blocks of all scattering potentials. *Phys. Rev. A* **90**, 023833 (2014).
- [43] Mostafazadeh, A. Active invisibility cloaks in one dimension. *Phys. Rev. A* **91**, 063812 (2015).
- [44] Lin, Z., Schindler, J., Ellis, F. M. & Kottos, T. Experimental observation of the dual behavior of \mathcal{PT} -symmetric scattering. *Phys. Rev. A* **85**, 050101(R) (2012).
- [45] Kalish, S., Lin, Z. & Kottos, T. Light transport in random media with \mathcal{PT} symmetry. *Phys. Rev. A* **85**, 055802 (2012).
- [46] Ahmed, Z. Reciprocity and unitarity in scattering from a non-Hermitian complex \mathcal{PT} -symmetric potential. *Phys. Lett. A* **377**, 957-959 (2013).
- [47] Mostafazadeh, A. Generalized unitarity and reciprocity relations for \mathcal{PT} -symmetric scattering potentials. *J. Phys. A: Math. Theor.* **47**, 505303 (2014).
- [48] Li, X. Q., Zhang, X. Z., Zhang, G. & Song, Z. Asymmetric transmission through a flux-controlled non-Hermitian scattering center. *Phys. Rev. A* **91**, 032101 (2015).
- [49] Cannata, F., Dedonder, J.-P. & Ventura, A. Scattering in \mathcal{PT} -symmetric quantum mechanics. *Ann. Phys. (N.Y.)* **322**, 397-433 (2007).
- [50] Longhi, S. Aharonov-Bohm photonic cages in waveguide and coupled resonator lattices by synthetic magnetic fields. *Opt. Lett.* **39**, 5892-5895 (2014).

- [51] Fang, K., Yu, Z. & Fan, S. Photonic Aharonov-Bohm effect based on dynamic modulation. *Phys. Rev. Lett.* **108**, 153901 (2012).
- [52] Li, E., Eggleton, B. J., Fang, K. & Fan, S. Photonic Aharonov-Bohm effect in photon-phonon interactions. *Nat. Commun.* **5**, 3225 (2013).
- [53] Fang, K. & Fan, S. Effective magnetic field for photons based on the magneto-optical effect. *Phys. Rev. A* **88**, 043847 (2013).
- [54] Fang, K., Yu, Z. & Fan, S. Realizing effective magnetic field for photons by controlling the phase of dynamic modulation. *Nature Photon.* **6**, 782-787 (2012).
- [55] Chong, Y. D. & Liang, G. Q. Optical resonator analog of a two-dimensional topological insulator. *Phys. Rev. Lett.* **110**, 203904 (2013).
- [56] Hafezi, M. Synthetic gauge fields with photons. *Inter. J. Mod. Phys. B* **28**, 1441002 (2014).
- [57] Jin, L. & Song, Z. Hermitian scattering behavior for a non-Hermitian scattering center. *Phys. Rev. A* **85**, 012111 (2012).
- [58] Zhang, X. Z., Jin, L. & Song, Z. Self-sustained emission in semi-infinite non-Hermitian systems at the exceptional point. *Phys. Rev. A* **87**, 042118 (2013).
- [59] Zhang, G., Li, X. Q., Zhang, X. Z. & Song, Z. Transmission phase lapse in the non-Hermitian Aharonov-Bohm interferometer near the spectral singularity. *Phys. Rev. A* **91**, 012116 (2015).
- [60] Zhang, X. Z. & Song, Z. Momentum-independent reflectionless transmission in the non-Hermitian time-reversal symmetric system. *Ann. Phys. (N.Y.)* **339**, 109-121 (2013).

SUPPLEMENTARY INFORMATION

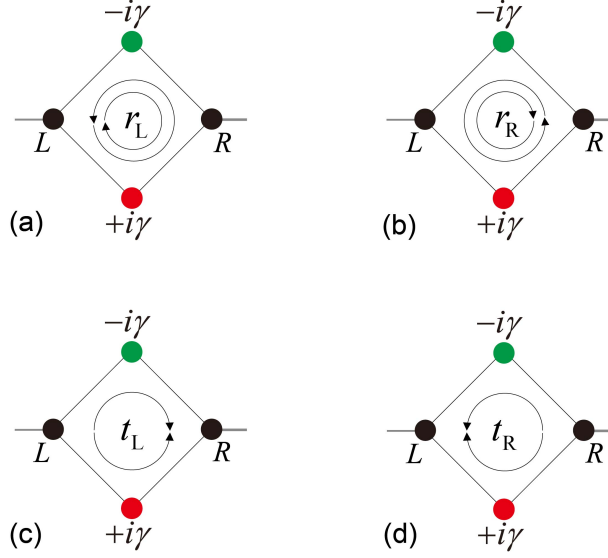


FIG. 6. Photon pathways of axial \mathcal{PT} -symmetric rhombic ring. The arrows show the pathways in clockwise/counterclockwise direction for (a) r_L , (b) r_R , (c) t_L , (d) t_R .

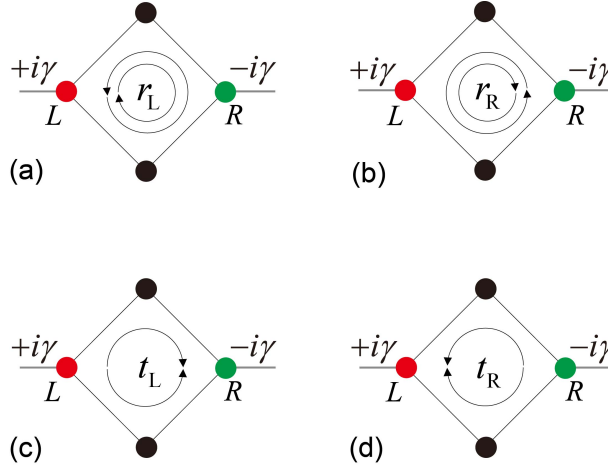


FIG. 7. Photons pathways of reflection \mathcal{PT} -symmetric rhombic ring. The arrows show the pathways in clockwise/counterclockwise direction for (a) r_L , (b) r_R , (c) t_L , (d) t_R .

In the Supplementary Information, we show the reciprocal reflection (transmission) for axial (reflection) \mathcal{PT} symmetry in details. The input and output leads are described by two uniform semi-infinite tight-binding chains connected to the scattering centre. The wave functions for the left and right lead input with wave vector k are ψ_L^k and ψ_R^k , in form of

$$\psi_L^k(j) = \begin{cases} e^{ikj} + r_L e^{-ikj}, j < 0 \\ t_L e^{ikj}, j > 0 \end{cases}, \quad (32)$$

$$\psi_R^k(j) = \begin{cases} t_R e^{-ikj}, j < 0 \\ e^{-ikj} + r_R e^{ikj}, j > 0 \end{cases}. \quad (33)$$

where $r_{L,R}$ and $t_{L,R}$ represent corresponding reflection and transmission coefficients of wave with vector k .

SUPPLEMENTARY NOTE 1. RECIPROCAL REFLECTION UNDER AXIAL \mathcal{PT} SYMMETRY

In this situation (Fig. 1a), the whole scattering system is axial \mathcal{PT} -symmetric with respect to the leads, where $(\mathcal{PT})H_L(\mathcal{PT})^{-1} = H_L$, $(\mathcal{PT})H_R(\mathcal{PT})^{-1} = H_R$, and $(\mathcal{PT})H_c(\mathcal{PT})^{-1} = H_c$. The \mathcal{PT} symmetry of the scattering system results in symmetric relations on its wave functions. In order to reveal the symmetry properties hidden in the scattering wave functions, we act the \mathcal{PT} operator on the wave function of left lead input $\psi_L^k(j)$, and get

$$\mathcal{PT}\psi_L^k(j) = \begin{cases} e^{-ikj} + r_L^* e^{ikj}, j < 0 \\ t_L^* e^{-ikj}, j > 0 \end{cases}, \quad (34)$$

we act \mathcal{PT} operator on the wave function of right lead input $\psi_R^k(j)$, and get

$$\mathcal{PT}\psi_R^k(j) = \begin{cases} t_R^* e^{ikj}, j < 0 \\ e^{ikj} + r_R^* e^{-ikj}, j > 0 \end{cases}. \quad (35)$$

The real energy scattering state is \mathcal{PT} -symmetric due to the \mathcal{PT} symmetry of the whole scattering system. Moreover, the two series of wave functions (the eigenstates before and after acting the \mathcal{PT} operator) are both eigenstates of the system with eigenvalue $E_k = -2 \cos k$. Therefore, they must be in accords with each other, i.e., we can use $\psi_L^k(j)$ and $\psi_R^k(j)$ to compose $\mathcal{PT}\psi_L^k(j)$ and $\mathcal{PT}\psi_R^k(j)$, because the left side input and right side input scattering states are degenerate.

Composing $\mathcal{PT}\psi_L^k(j)$ via $\psi_L^k(j)$ and $\psi_R^k(j)$ of equations (32, 33) by eliminating e^{ikj} in $j > 0$ region and comparing the coefficients of $e^{\pm ikj}$ in the result with $\mathcal{PT}\psi_L^k(j)$, we obtain

$$t_L^* (t_L t_R - r_L r_R) = t_L, \quad (36)$$

$$-r_R t_L^* = r_L^* t_L, \quad (37)$$

Composing $\mathcal{PT}\psi_R^k(j)$ via $\psi_L^k(j)$ and $\psi_R^k(j)$ of equations (32, 33) by eliminating e^{-ikj} in $j < 0$ region and comparing the coefficients of $e^{\pm ikj}$ in the result with $\mathcal{PT}\psi_R^k(j)$, we obtain

$$t_R^* (t_L t_R - r_L r_R) = t_R, \quad (38)$$

$$-r_L t_R^* = r_R^* t_R, \quad (39)$$

we simplify the relations in equations (36, 37), and get

$$|r_L|^2 + t_L^* t_R = 1, \quad (40)$$

$$r_L^* t_L + r_R t_L^* = 0, \quad (41)$$

we simplify the relations in equations (38, 39), and get

$$|r_R|^2 + t_L t_R^* = 1, \quad (42)$$

$$r_R^* t_R + r_L t_R^* = 0, \quad (43)$$

From equations (40, 42), we obtain the reciprocal reflection for axial \mathcal{PT} symmetry.

$$|r_L|^2 = |r_R|^2. \quad (44)$$

Moreover, considering the wave vector k and $-k$, we obtain $r_L(-k) = r_L^*(k)$, $t_L(-k) = t_L^*(k)$ by comparing $\mathcal{PT}\psi_L^k(j)$ and $\psi_L^{-k}(j)$; and we obtain $r_R(-k) = r_R^*(k)$, $t_R(-k) = t_R^*(k)$ by comparing $\mathcal{PT}\psi_R^k(j)$ and $\psi_R^{-k}(j)$.

SUPPLEMENTARY NOTE 2. RECIPROCAL TRANSMISSION UNDER REFLECTION \mathcal{PT} SYMMETRY

In this situation (Fig. 1b), the whole scattering system is reflection \mathcal{PT} -symmetric with respect to the leads, where $(\mathcal{PT})H_L(\mathcal{PT})^{-1} = H_R$, $(\mathcal{PT})H_R(\mathcal{PT})^{-1} = H_L$, and $(\mathcal{PT})H_c(\mathcal{PT})^{-1} = H_c$. The \mathcal{PT} symmetry of the scattering system results in symmetric relations on its wave functions. In order to reveal the symmetry properties hidden in the

scattering wave function, we act the \mathcal{PT} operator on the wave function of the left lead input $\psi_L^k(j)$ similarly as the previous analysis, and get

$$\mathcal{PT}\psi_L^k(j) = \begin{cases} t_L^* e^{ikj}, j < 0 \\ e^{ikj} + r_L^* e^{-ikj}, j > 0 \end{cases}, \quad (45)$$

we act the \mathcal{PT} operator on the wave function of right lead input $\psi_R^k(j)$, and get

$$\mathcal{PT}\psi_R^k(j) = \begin{cases} e^{-ikj} + r_R^* e^{ikj}, j < 0 \\ t_R^* e^{-ikj}, j > 0 \end{cases}. \quad (46)$$

We take $\psi_L^k(j)$ and $\psi_R^k(j)$ to compose $\mathcal{PT}\psi_L^k(j)$ and $\mathcal{PT}\psi_R^k(j)$. Composing $\psi_L^k(j)$ and $\psi_R^k(j)$ of equations (32, 33) in $j < 0$ region by eliminating e^{-ikj} and comparing the coefficients of $e^{\pm ikj}$ in the result with $\mathcal{PT}\psi_L^k(j)$, we obtain

$$t_L^* (t_L t_R - r_L r_R) = t_R, \quad (47)$$

$$-t_L^* r_L = r_L^* t_R, \quad (48)$$

Composing $\psi_L^k(j)$ and $\psi_R^k(j)$ of equations (32, 33) in $j > 0$ region by eliminating e^{ikj} and comparing the coefficients of $e^{\pm ikj}$ in the result with $\mathcal{PT}\psi_R^k(j)$, we obtain

$$t_R^* (t_L t_R - r_L r_R) = t_L, \quad (49)$$

$$-r_R t_R^* = r_R^* t_L, \quad (50)$$

we simplify the relations in equations (47, 48), and get

$$|t_L|^2 + r_L^* r_R = 1, \quad (51)$$

$$r_L t_L^* + r_L^* t_R = 0, \quad (52)$$

we simplify the relations in equations (49, 50), and get

$$|t_R|^2 + r_L r_R^* = 1, \quad (53)$$

$$r_R^* t_L + r_R t_R^* = 0, \quad (54)$$

From equations (51, 53), we obtain the reciprocal transmission for reflection \mathcal{PT} symmetry.

$$|t_L|^2 = |t_R|^2. \quad (55)$$

Moreover, considering the wave vector k and $-k$, we obtain $r_L(-k) = r_R^*(k)$, $t_L(-k) = t_R^*(k)$ by comparing $\mathcal{PT}\psi_R^k(j)$ and $\psi_L^{-k}(j)$; and we obtain $r_R(-k) = r_L^*(k)$, $t_R(-k) = t_L^*(k)$ by comparing $\mathcal{PT}\psi_L^k(j)$ and $\psi_R^{-k}(j)$.