

The Polyakov loop at next-to-next-to leading order

Matthias Berwein,¹ Nora Brambilla,^{1,2} Péter Petreczky,³ and Antonio Vairo¹

¹*Physik-Department, Technische Universität München,
James-Franck-Straße 1, 85748 Garching, Germany*

²*Institute for Advanced Study, Technische Universität München,
Lichtenbergstraße 2a, 85748 Garching, Germany*

³*Physics Department, Brookhaven National Laboratory, Upton, New York 11973, USA*

(Dated: October 8, 2018)

Abstract

We calculate the next-to-next-to-leading correction to the expectation value of the Polyakov loop or equivalently to the free energy of a static charge. This correction is of order g^5 . We show that up to this order the free energy of the static charge is proportional to the quadratic Casimir operator of the corresponding representation. We also compare our perturbative result with the most recent lattice results in SU(3) gauge theory.

PACS numbers: 12.38.-t, 12.38.Bx, 12.38.Mh

I. INTRODUCTION

The Polyakov loop is an order parameter for deconfinement in pure SU(N) gauge theories at nonzero temperature T . It is defined as

$$L = \frac{1}{d_R} \text{Tr} \left\langle \mathcal{P} \exp \left[ig \int_0^{1/T} d\tau A_0(\tau, x) \right] \right\rangle, \quad (1)$$

where \mathcal{P} denotes path ordering of the exponential of the zero component of the gauge field A_0 integrated along the compactified imaginary time direction, and g is the coupling constant. Here we have defined the Polyakov loop in a general representation R of SU(N), so the gauge fields are understood as matrices in this representation R , and d_R is the dimension of this representation. The thermal expectation value of a single Polyakov loop is invariant under translations, so we can choose it to be at the origin in the following.

The nonzero expectation value of the Polyakov loop above some temperature indicates the onset of color screening and thus deconfinement [1]. Early lattice studies of the Polyakov loop and its correlators were instrumental in establishing the existence of a deconfinement transition in non-Abelian gauge theories from first principle calculations [2, 3]. The physical interpretation of the logarithm of the Polyakov loop expectation value is the free energy of a static quark $F_Q/T = -\ln L$ (see, e.g., discussions in Ref. [3]). The free energy of a static quark in a gluonic plasma is finite due to color screening, but becomes infinite below the phase transition temperature T_c .

While in the presence of $n_f > 0$ flavors of light quarks the Polyakov loop is no longer an order parameter for deconfinement [4], its value at sufficiently high temperatures is still a measure of the screening properties of the deconfined medium. It is easy to see that at leading nontrivial order the Polyakov loop expectation value is $L = 1 + C_R \alpha_s m_D / 2T$, or equivalently $F_Q = -C_R \alpha_s m_D / 2$, where C_R is the quadratic Casimir of the representation R . The Debye mass m_D is given by

$$m_D^2 = \frac{C_A + T_F n_f}{3} g^2 T^2, \quad (2)$$

where $C_A = 2T_F N$ is the quadratic Casimir of the adjoint representation and T_F is the normalization constant of the fundamental representation, for which usually the value $1/2$ is taken. The next-to-leading-order (NLO) contribution to the Polyakov loop is of $\mathcal{O}(g^4)$. The first calculation of the NLO contribution was performed long ago [5]. However, several years

later, it was shown that this calculation was not correct and the correct NLO contribution was calculated independently by two groups [6, 7].

The Polyakov loop has been studied in lattice QCD both in $SU(N)$ gauge theories [8–11] and in the physically relevant case of $2 + 1$ flavor QCD [12–19]. For the understanding of the screening properties of the deconfined medium it is important to connect lattice calculations with perturbative calculations at high temperatures and to see to what extent these calculations agree. In this perspective it is important to compute next-to-next-to-leading order (NNLO) corrections, which will considerably reduce the uncertainties of the NLO result by fixing the scale dependence of the coupling constant at leading order. The computation of the Polyakov loop at NNLO accuracy is the purpose of the present work.

One feature of the lattice results on the Polyakov loop is Casimir scaling [11]. One outcome of our analysis is that Casimir scaling holds up to $\mathcal{O}(g^7)$. This is important for understanding the lattice results for the Polyakov loops in higher representations [11, 20, 21].

The rest of the paper is organized as follows. In the next section we outline our strategy for the perturbative calculation to $\mathcal{O}(g^5)$ and discuss the power counting. The calculation of the necessary loop integrals is presented in section III, which also contains the main result of the paper. In section IV, we comment on the higher order perturbative terms discussing Casimir scaling and outlining the $\mathcal{O}(g^6)$ calculation. In section V, we compare the perturbative $\mathcal{O}(g^5)$ result with available lattice results. Finally, section VI contains our conclusions. Several technical details of the calculations are presented in appendices.

II. OUTLINE OF THE PERTURBATIVE CALCULATION

In this section, we will outline the perturbative calculation of the Polyakov loop. We will perform calculations directly in QCD as well as using the effective field theory approach. The direct calculation of the NNLO correction to the Polyakov loop is rather involved and its details will be discussed in the next section. On the other hand, as we will see, the calculation that relies on the effective field theory approach is rather simple, because we can draw on previous results.

A. The structure of the perturbative series

The following way of defining the path ordered exponential is particularly suited for perturbative expansions:

$$\begin{aligned}
L &= \frac{1}{d_R} \text{Tr} \left\langle \mathcal{P} \exp \left[ig \int_0^{1/T} d\tau A_0(\tau, 0) \right] \right\rangle \\
&= \sum_{n=0}^{\infty} (ig)^n \int_0^{1/T} d\tau_1 \int_0^{\tau_1} d\tau_2 \cdots \int_0^{\tau_{n-1}} d\tau_n \frac{1}{d_R} \text{Tr} \langle A_0(\tau_1, 0) A_0(\tau_2, 0) \cdots A_0(\tau_n, 0) \rangle. \quad (3)
\end{aligned}$$

The Feynman diagrams for the Polyakov loop can then be drawn as a straight line from 0 to $1/T$ in the imaginary time direction to which n gluons are attached. The line represents the contour integrations over the gauge fields. In the gauges we are going to use for this calculation, where the gluon propagator is diagonal in color space, it is possible to split each diagram into a color coefficient and a loop integral. The color coefficient contains the trace over the color matrices from the gauge fields and any structure constants coming from interaction vertices as well as symmetry factors, while the loop integral contains the integrations over Euclidean time, spatial momenta, etc., as well as the propagators and the Lorentz structures.¹

It has been shown in [22, 23] that the perturbative series for any closed Wilson line can be rearranged such that it takes the form of an exponential of a series over the same diagrams but with altered color coefficients, several of which are zero. This result has been generalized in [24] for the exponentiation of any Wilson line operator (for an application in the context of heavy quarks in thermal QCD, see [25]). In the case of the Polyakov loop we have

$$\begin{aligned}
L &= 1 + C_R \text{---} \text{---} \text{---} + C_R^2 \text{---} \text{---} \text{---} + C_R \left(C_R - \frac{1}{2} C_A \right) \text{---} \text{---} \text{---} + C_R^2 \text{---} \text{---} \text{---} + \dots \\
&= \exp \left[C_R \text{---} \text{---} \text{---} - \frac{1}{2} C_R C_A \text{---} \text{---} \text{---} + \dots \right] = \exp(D_1 + D_2 + \dots), \quad (4)
\end{aligned}$$

where we have written the color coefficients explicitly. C_R and C_A are the quadratic Casimirs of the representation of the Polyakov loop and the adjoint representation respectively. The gluon propagators are understood as resummed. The dots represent diagrams with three or more gluons, which are at least $\mathcal{O}(g^6)$ and therefore beyond our accuracy. There is also a

¹ Since three- and four-gluon vertices contain a sum over several terms, it may be necessary for some diagrams to split each term separately into color coefficient and loop integral. This is not required for any diagram appearing in this paper, only in the case of tadpoles there appear two terms from the vertex, but they give the same contribution, so we just include a factor 2 in the color color coefficient.

diagram with three propagators connected by a three-gluon vertex, which would be $\mathcal{O}(g^4)$ at leading order, but since a three-gluon vertex with only temporal indices vanishes, this diagram gives no contribution in all gauges where the propagator is block diagonal in the temporal and spatial components, so it has been neglected in the expression above. We note that the free energy of the static charge corresponding to the above expression is proportional to C_R . This property is known as Casimir scaling.

First, we perform the integral over the Euclidean time in the expression for D_1 and D_2 to get

$$D_1 = C_R (ig)^2 \int_0^{1/T} d\tau_1 \int_0^{\tau_1} d\tau_2 \sum_K e^{ik_0(\tau_1 - \tau_2)} D_{00}(K) = -\frac{C_R g^2}{2T} \int_k D_{00}(0, \mathbf{k}), \quad (5)$$

$$D_2 = -\frac{1}{2} C_R C_A (ig)^4 \int_0^{1/T} d\tau_1 \int_0^{\tau_1} d\tau_2 \int_0^{\tau_2} d\tau_3 \int_0^{\tau_3} d\tau_4 \sum_{K, Q} e^{ik_0(\tau_1 - \tau_3)} e^{iq_0(\tau_2 - \tau_4)} D_{00}(K) D_{00}(Q)$$

$$= -\frac{C_R C_A g^4}{4T} \int_{k, q} \left[\frac{1}{12T} D_{00}(0, \mathbf{k}) D_{00}(0, \mathbf{q}) - \sum'_{k_0} \frac{1}{k_0^2} D_{00}(K) (2D_{00}(0, \mathbf{q}) - D_{00}(k_0, \mathbf{q})) \right], \quad (6)$$

where K and Q include both the spatial momenta \mathbf{k} and \mathbf{q} and the Matsubara frequencies k_0 and q_0 , which are given by $2\pi T n$ with $n \in \mathbb{Z}$. We use boldface letters to denote vectors in d dimensions and regular font letters for the absolute value, so $k^2 = \mathbf{k}^2$. The sum-integral symbols are a shorthand for the Matsubara sums and the d -dimensional integrals, which are defined in the following way:

$$\sum_K f(k_0, \mathbf{k}) = \sum_{k_0} \int_k f(k_0, \mathbf{k}) = T \sum_{n \in \mathbb{Z}} \int \frac{d^d k}{(2\pi)^d} f(2\pi T n, \mathbf{k}). \quad (7)$$

The sum with a prime denotes a Matsubara sum without the zero mode, i.e., $n \neq 0$. Up to this point the discussion is independent of the choice of gauge for the perturbative calculations. In this paper we will use Feynman gauge, static gauge, and Coulomb gauge. In Appendix A, we discuss the gluon propagators and self-energies in these gauges.

The integration momenta \mathbf{k} and \mathbf{q} can either be of the order of the temperature scale T or of the scale of the Debye mass m_D . In principle, they may also scale with the nonperturbative magnetic mass m_M . The magnetic mass enters the temporal propagators not directly but only through self-energies. Hence, as we will show at the end of this section, momentum regions scaling with m_M contribute only to $\mathcal{O}(g^7)$. We use dimensional regularization to treat both infrared and ultraviolet divergences. In this regularization scheme the different

momentum scales can be separated by expanding the integrand according to the hierarchy $T \gg m_D \gg m_M$.

We start considering D_1 . Separating out the contributions from the scales T , m_D , and m_M we write

$$\begin{aligned}
D_1 &= -\frac{C_R g^2}{2T} \int_k \frac{1}{k^2 + \Pi(0, k)} \\
&= -\frac{C_R g^2}{2T} \left\{ \int_{k \sim T} \frac{-\Pi_T^{(1)}(0, k)}{k^4} + \int_{k \sim m_D} \left[\frac{1}{k^2 + m_D^2} - \frac{\Pi_{m_D}^{(1)}(0, k)}{(k^2 + m_D^2)^2} + \frac{\Pi_{m_D}^{(1)}(0, k)^2}{(k^2 + m_D^2)^3} \right. \right. \\
&\quad \left. \left. - \frac{1}{(k^2 + m_D^2)^2} \left(\frac{d\Pi_T^{(1)}}{dk^2}(0, 0) k^2 + \Pi_T^{(2)}(0, 0) + \Pi_{m_D}^{(2)}(0, k) + \Pi_{m_M}^{(1)}(0, k) \right) \right] \right\} + \mathcal{O}(g^6).
\end{aligned} \tag{8}$$

Here $\Pi_T^{(i)}$, $\Pi_{m_D}^{(i)}$, and $\Pi_{m_M}^{(i)}$ denote the contributions to the self-energy of the A_0 field at i -loop order coming from loop momenta of order T , m_D , and m_M . There can also be self-energies where the loop momenta are not all of the same scale, but these do not contribute until $\mathcal{O}(g^6)$. The self-energies entering the above equation depend on the choice of gauge. The terms proportional to $\Pi_T^{(1)}$ and $\Pi_{m_D}^{(1)}$, together with tree-level D_2 , give rise to the known $\mathcal{O}(g^4)$ term in the expression of the Polyakov loop [6, 7]. The 2-loop scale T contribution to the self-energy $\Pi_T^{(2)}$ as well as the $\frac{d\Pi_T^{(1)}}{dk^2}(0, 0) k^2$ term give rise to terms of $\mathcal{O}(g^5)$, some of which have been identified in Ref. [7] and are related to the running of the coupling constant. The terms proportional to $\Pi_{m_D}^{(2)}$ and $(\Pi_{m_D}^{(1)})^2$ are new and also contribute at $\mathcal{O}(g^5)$ to the Polyakov loop. In section III, we will discuss the calculation of these terms in detail. Finally, the term proportional to $\Pi_{m_M}^{(1)}$ does not contribute to the Polyakov loop at $\mathcal{O}(g^5)$ and $\mathcal{O}(g^6)$. This will also be shown in section III.

Concerning D_2 , it is easy to see that the leading order contribution of the first term in Eq. (6) in any gauge comes only from the scale m_D and is of $\mathcal{O}(g^6)$, which is beyond the accuracy of this calculation. It was already identified in Ref. [7]. The second and third terms in Eq. (6) do not contribute in static gauge because $D_{00}(K)$ vanishes for nonzero k_0 . In Coulomb gauge the second term starts to contribute at $\mathcal{O}(g^7)$ and the third at $\mathcal{O}(g^8)$, since the leading order propagators with nonzero Matsubara frequencies are scaleless and need at least one loop insertion to not vanish. In Feynman gauge the second term in Eq. (6) contributes already at $\mathcal{O}(g^5)$ for $k \sim T$ and $q \sim m_D$, while the third starts to contribute at $\mathcal{O}(g^4)$ when both momenta are of the scale T . There is no $\mathcal{O}(g^5)$ contribution from the

third term, since the scale m_D can only enter Feynman gauge propagators with nonzero frequencies through loops, which would at least be of $\mathcal{O}(g^7)$.

In summary we see that the $\mathcal{O}(g^5)$ contribution to the Polyakov loop receives two different contributions. The first comes from terms with mixed scales like the two-loop self-energy at a scale m_D with loop momenta of order T or two-gluon exchange. The second comes from the two-loop self energy with loop momenta of order m_D . In the effective field theory approach that will be discussed in the next subsection these two contributions correspond to two different steps of the calculation: the determination of the matching coefficients and the calculation of the correlators in the effective theory, respectively.

B. The Polyakov loop in an effective field theory approach

The separation between the scales T and m_D that was used in the calculation of the previous section can be incorporated in an effective theory, the so-called electrostatic QCD (EQCD) [26, 27] (for earlier and related works on this subject see Refs. [28–44]). In EQCD the scale T is integrated out, which includes all fields with nonzero Matsubara frequencies. This means that quark fields are completely absent and the gluons do not depend on the imaginary time coordinate. So EQCD is a three-dimensional field theory where A_0 no longer plays the role of a gauge field, but becomes an adjoint scalar field. As a consequence, a mass term for A_0 does not break gauge invariance in EQCD.

The contribution from the nonperturbative magnetic scale m_M can also be calculated in this effective field theory approach. Namely if $m_D \gg m_M$ the scale m_D can also be integrated out leading to an effective field theory called magnetostatic QCD (MQCD), which is the three-dimensional Yang-Mills theory [26]. Using this sequence of effective theories the weak coupling expansion of the QCD pressure has been calculated [26] finding a solution to the well known infrared problem [45].

The imaginary time integration in the EQCD action just gives a factor $1/T$, since the fields no longer depend on the imaginary time coordinate. This factor can be absorbed in a rescaling of the fields and gauge coupling by a factor \sqrt{T} (denoted by a tilde over the fields).

The Lagrangian is then given by

$$\begin{aligned} \mathcal{L}_{EQCD} = & \frac{1}{4} \left(\tilde{F}_{ij}^a \right)^2 + \frac{1}{2} \left(\tilde{D}_i^{ab} \tilde{A}_0^b \right)^2 + \frac{m_E^2}{2} \left(\tilde{A}_0^a \right)^2 \\ & + \lambda_E \left(\text{Tr} \left[\tilde{A}_0^2 \right] \right)^2 + \bar{\lambda}_E \left(\text{Tr} \left[\tilde{A}_0^4 \right] - \frac{1}{2} \left(\text{Tr} \left[\tilde{A}_0^2 \right] \right)^2 \right) + \dots, \end{aligned} \quad (9)$$

where $\tilde{F}_{ij}^a = \partial_i \tilde{A}_j^a - \partial_j \tilde{A}_i^a + g_E f^{abc} \tilde{A}_i^b \tilde{A}_j^c$, $\tilde{D}_i^{ab} \tilde{A}_0^b = \partial_i \tilde{A}_0^a + g_E f^{abc} \tilde{A}_i^b \tilde{A}_0^c$, and the dots stand for higher dimensional operators. The fields \tilde{A}_0 and \tilde{A}_i in the above Lagrangian have canonical dimension 1/2. The gauge coupling g_E of EQCD is dimensionful. At leading order we have $g_E = g\sqrt{T}$, $m_E = m_D$, $\lambda_E = (6 + N - n_f)g^4 T/24\pi^2$, and $\bar{\lambda}_E = (N - n_f)g^4 T/12\pi^2$ (see, e.g., [27]). The second quartic interaction is a vanishing operator for $N = 2$ or $N = 3$, so any result can only depend on $\bar{\lambda}_E$ for $N > 3$. The couplings g_E , λ_E , and $\bar{\lambda}_E$ have been calculated to next-to-leading order (NLO) [27]. The three-dimensional gauge coupling g_E is known to next-to-next-to-leading order [46]. The NLO correction to m_E^2 has been calculated in Ref. [26]

$$m_E^2 = m_D^2 \left[1 + \frac{\alpha_s}{4\pi} \left(\frac{5}{3} C_A + \frac{4}{3} T_F n_f (1 - 4 \ln 2) + 2\beta_0 \left(\gamma_E + \ln \frac{\mu}{4\pi T} \right) \right) \right] - 2C_F T_F n_f \alpha_s^2 T^2, \quad (10)$$

where $C_F = T_F(N^2 - 1)/N$ is the quadratic Casimir of the fundamental representation. Here and in the rest of this section we express all matching parameters in terms of the renormalized coupling. Thus the pole that appears with the first coefficient of the beta function $\beta_0 = 11C_A/3 - 4T_F n_f/3$ has already been canceled. The relation between the bare coupling g and the renormalized coupling g_R at one-loop in the $\overline{\text{MS}}$ -scheme is

$$g^2 = g_R^2 \left[1 - \frac{\alpha_s \beta_0}{4\pi} \left(\frac{1}{\epsilon} - \gamma_E + \ln 4\pi \right) + \dots \right], \quad (11)$$

where ϵ is related to the number of spatial dimensions d through $d = 3 - 2\epsilon$.

In EQCD we can write the Polyakov loop in the following way [6]

$$L = \mathcal{Z}_0 - \mathcal{Z}_2 \frac{g^2}{2d_R T} \text{Tr} \langle \tilde{A}_0^2 \rangle + \mathcal{Z}_4 \frac{g^4}{24d_R T^2} \text{Tr} \langle \tilde{A}_0^4 \rangle + \dots \quad (12)$$

The matching coefficients \mathcal{Z}_n are equal to 1 at leading order, at higher orders they can be written as an expansion in α_s , i.e., only in even powers of g . In the power counting of EQCD, every power of \tilde{A}_0 counts as \sqrt{gT} , so the term proportional to \mathcal{Z}_4 starts to contribute at $\mathcal{O}(g^6)$. In EQCD only the scales m_D and m_M are still dynamical, which means that no loop

momenta of order T appear in the evaluation of the Feynman diagrams. The contributions of such loops are contained in higher order corrections to the matching coefficients \mathcal{Z}_n and the EQCD parameters.

For the determination of \mathcal{Z}_0 and \mathcal{Z}_2 from QCD it is convenient to use the static gauge. In this gauge we can write

$$L = 1 - \frac{g^2}{2d_R T^2} \text{Tr} \langle A_0^2 \rangle + \frac{g^4}{24d_R T^4} \text{Tr} \langle A_0^4 \rangle + \dots \quad (13)$$

Now we can separate each contribution into a static and a nonstatic piece, i.e., we can write

$$\langle A_0^2 \rangle = \langle A_0^2 \rangle_s + \langle A_0^2 \rangle_{\text{ns}}. \quad (14)$$

The notation $\langle \dots \rangle_{\text{ns}}$ means that there appear only loop momenta of order T in the evaluation of the corresponding Feynman diagrams, which corresponds to a strict perturbative expansion in g without any resummation of self-energies. The notation $\langle \dots \rangle_s$ then means that some or all loop momenta are of order m_D or m_M . The corresponding Matsubara frequencies have to be zero, hence the name “static”. We can write down a similar decomposition for $\text{Tr} \langle A_0^4 \rangle$.

The sum over all nonstatic pieces exactly gives \mathcal{Z}_0 . Since in static gauge the scale T can enter the temporal propagators only through loops, the nonstatic part of the A_0^4 contribution will contribute first at $\mathcal{O}(\alpha_s^4)$. The leading order result for the A_0^2 piece can be found in Ref. [7] and gives

$$\mathcal{Z}_0 = 1 + \frac{C_R \alpha_s^2}{2} \left[C_A \left(\frac{1}{2\epsilon} + 1 - \gamma_E + \ln \frac{\pi \mu^2}{T^2} \right) - 2T_F n_f \ln 2 \right] + \mathcal{O}(\alpha_s^3). \quad (15)$$

The pole in ϵ is not related to charge renormalization, but corresponds to an infrared divergence in the nonstatic part that cancels against an ultraviolet divergence in the static piece, or equivalently in the EQCD calculation.

The sum over the static pieces then contains all contributions from the scales m_D and m_M and thus corresponds to the EQCD representation of the Polyakov loop without the unit operator. Up to $\mathcal{O}(g^5)$ it is sufficient to consider only the quadratic terms, i.e., $\langle A_0^2 \rangle_s = \mathcal{Z}_2 \langle \tilde{A}_0^2 \rangle$. The two gauge fields in $\langle A_0^2 \rangle_s$ themselves can carry either momenta $k \ll T$ or $k \sim T$, however, in the latter case they only start to contribute to the static piece at three-loop order. The first loop from the two gauge fields in the correlator is scaleless, so another loop is needed to introduce the scale T and a third one to include the scale m_D in order

to be counted towards the static piece. This corresponds to diagrams like L_{10} and L_{12} in Fig. 1 when only the tadpole or the subloop momentum is of order m_D and the two other momenta are of order T . The two scale T integrations give a contribution of $\mathcal{O}(\alpha_s^2)$ to \mathcal{Z}_2 and only one propagator with a momentum of order m_D remains, which corresponds to the leading order of $\langle \tilde{A}_0^2 \rangle$.

In the former case we can relate the QCD field A_0 to $\sqrt{Z_2}\tilde{A}_0$ in EQCD, where the wave function normalization constant Z_2 can be obtained from the small momentum expansion of the propagator:

$$D_{00}^{\text{QCD}}(k \ll T) = Z_2 D_{00}^{\text{EQCD}}(k) + \dots \quad (16)$$

The dots stand for higher powers in the small k^2 expansion, which correspond to higher order two-point interactions in EQCD. From this expression it follows that

$$Z_2 = \left(1 + \frac{d\Pi_T}{dk^2}(k^2 = 0) \right)^{-1}, \quad (17)$$

and with the result from [7] we have up to corrections of $\mathcal{O}(\alpha_s^2)$

$$\mathcal{Z}_2 = Z_2 = 1 + \frac{\alpha_s}{4\pi} \left[\frac{11}{3}C_A + \frac{4}{3}T_F n_f (1 - 4 \ln 2) + 2\beta_0 \left(\gamma_E + \ln \frac{\mu}{4\pi T} \right) \right]. \quad (18)$$

Now that we have determined the matching coefficients to the desired order, we can write the weak coupling expansion for $\langle \tilde{A}_0^2 \rangle$ as

$$\frac{1}{d_R} \text{Tr} \langle \tilde{A}_0^2 \rangle = -\frac{C_R m_E}{4\pi} \left(1 + a_1 \frac{g_E^2}{m_E} + a_2 \frac{g_E^4}{m_E^2} + a_3 \frac{g_E^6}{m_E^3} + a_4 \frac{\lambda_E}{m_E} + \dots \right), \quad (19)$$

using simple dimensional analysis. In the above expression we explicitly wrote down all the terms contributing up to $\mathcal{O}(g^6)$ and ignored the magnetic mass scale m_M . We will return to the contribution from the scale m_M later.

In Eq. (19) the terms proportional to a_i come from the i -loop self-energy of the \tilde{A}_0 field. The coefficient a_1 is known [6, 7]. We are primarily interested in the NNLO, i.e., $\mathcal{O}(g^5)$ contribution to L . It is evident from Eqs. (10), (18), and (19) that the mixed scale contributions from the previous section come from the $\mathcal{O}(\alpha_s)$ corrections to \mathcal{Z}_2 and m_E^2 , while the pure scale m_D term comes from the two-loop self-energy contribution contained in the coefficient a_2 . One can perform a similar analysis for $\langle \tilde{A}_0^4 \rangle$ and see that it contributes at orders $\alpha_s^2 m_E^2$, $\alpha_s^3 m_E$, etc. It is also easy to generalize the analysis for $\langle \tilde{A}_0^{2n} \rangle$, $n \geq 3$, and see that these terms do not contribute at $\mathcal{O}(g^5)$.

The only remaining task is now to calculate the coefficient a_2 . This can be done using the EQCD calculation of the pressure [26]

$$p = -T \left(f_E + f_M - \frac{1}{V} \ln Z_{\text{MQCD}} \right). \quad (20)$$

Here we use the same notation as in Ref. [26], i.e., f_E denotes the contribution from the scale T , f_M denotes the contribution from the scale m_D , and Z_{MQCD} is the partition function of MQCD, which is completely nonperturbative. Ignoring the contribution from MQCD it is easy to see that since

$$f_M = -\frac{1}{V} \ln \int \mathcal{D}\tilde{A}_0^a \mathcal{D}\tilde{A}_i^a \exp \left[- \int d^3x \mathcal{L}_{\text{EQCD}} \right], \quad (21)$$

it follows that

$$\frac{1}{d_R} \text{Tr} \langle \tilde{A}_0^2 \rangle = \frac{C_R}{N^2 - 1} \langle \tilde{A}_0^a \tilde{A}_0^a \rangle = \frac{2C_R}{N^2 - 1} \frac{\partial f_M}{\partial m_E^2}. \quad (22)$$

Using the expression for f_M from [26] we get

$$\begin{aligned} \frac{1}{d_R} \text{Tr} \langle \tilde{A}_0^2 \rangle &= -\frac{C_R m_E}{4\pi} + \frac{C_R C_A g_E^2}{(4\pi)^2} \left[\frac{1}{2\epsilon} + \frac{1}{2} - \gamma_E + \ln \frac{\pi \mu^2}{m_E^2} \right] \\ &+ \frac{2C_R C_A^2 g_E^4}{(4\pi)^3 m_E} \left(\frac{89}{48} - \frac{11}{12} \ln 2 + \frac{\pi^2}{12} \right) + \mathcal{O}(g^4). \end{aligned} \quad (23)$$

The first term corresponds to the well-known leading order result. The second term is identical to the $\mathcal{O}(g^4)$ static contribution to $\langle A_0^2 \rangle$ (c.f. Eq. (44) of Ref. [7]). The $1/\epsilon$ pole in this term is exactly the ultraviolet divergence that cancels against the infrared pole in the nonstatic contribution to $\langle A_0^2 \rangle$ [7]. The scale dependence cancels in the same way. The last term gives the coefficient a_2 we are interested in.

We still need to calculate the $\mathcal{O}(g^5)$ contribution arising from the $\mathcal{O}(\alpha_s)$ corrections to m_E and \mathcal{Z}_2 times the leading order result for $\text{Tr} \langle \tilde{A}_0^2 \rangle = -C_R m_D / 4\pi$. Using Eqs. (10) and (18) we find that this $\mathcal{O}(g^5)$ contribution is

$$\frac{3C_R \alpha_s^2 m_D}{16\pi T} \left[3C_A + \frac{4}{3} T_F n_f (1 - 4 \ln 2) + 2\beta_0 \left(\gamma_E + \ln \frac{\mu}{4\pi T} \right) \right] - \frac{C_R C_F n_f T_F \alpha_s^2 T}{2m_D}. \quad (24)$$

With this result and Eq. (23) we find the $\mathcal{O}(g^5)$ contribution to the Polyakov loop

$$\begin{aligned} L \Big|_{g^5} &= \frac{3C_R \alpha_s^2 m_D}{16\pi T} \left[3C_A + \frac{4}{3} T_F n_f (1 - 4 \ln 2) + 2\beta_0 \left(\gamma_E + \ln \frac{\mu}{4\pi T} \right) \right] \\ &- \frac{C_R C_A^2 \alpha_s^3 T}{m_D} \left(\frac{89}{48} - \frac{11}{12} \ln 2 + \frac{\pi^2}{12} \right) - \frac{C_R C_F n_f T_F \alpha_s^3 T}{2m_D}. \end{aligned} \quad (25)$$

The above equation is the main result of this paper. In the next section we will obtain this result via direct calculations in QCD.

The contribution from the scale m_M to $\langle \tilde{A}_0^2 \rangle$, which we have neglected so far, can be calculated using MQCD, the effective theory obtained from EQCD by integrating out the electric scale $m_E \sim m_D$. The only scale in MQCD is the dimensionful coupling constant $g_M \sim \sqrt{m_M}$, which is given at leading order as $g_M = g_E$. Since in this theory we have only the three-dimensional gauge fields, we write

$$L = \mathcal{Z}_0^M + \frac{\mathcal{Z}_1^M}{2m_D^3} \langle \tilde{F}_{ij}^a \tilde{F}_{ij}^a \rangle_{\text{MQCD}} + \dots \quad (26)$$

The matching constant \mathcal{Z}_0^M contains the contributions to L from the scales T and m_D , so $\mathcal{Z}_0^M = L$ up to $\mathcal{O}(g^5)$. The matching constant \mathcal{Z}_1^M has been calculated in Ref. [47] for the fundamental representation. We have repeated that calculation, but allowed for general representations; the result is

$$\mathcal{Z}_1^M = \frac{C_R C_A \alpha_s^2 \pi}{12(N^2 - 1)} + \mathcal{O}(g^5), \quad (27)$$

and for $C_R = C_F$ one obtains the expression from [47]. Since $\langle \tilde{F}_{ij}^a \tilde{F}_{ij}^a \rangle \sim m_M^3 \sim g_M^6$, we see that the contribution from the magnetic scale first appears at $\mathcal{O}(g^7)$. Through the explicit calculations presented in section III and appendix C we will see that the magnetic contributions at $\mathcal{O}(g^5)$ and $\mathcal{O}(g^6)$ indeed vanish.

The $\mathcal{O}(g^7)$ contribution to the Polyakov loop can be obtained using lattice calculations in MQCD. However, for interesting temperature ranges the separation of the scales m_D and m_M is not obvious. Therefore, it is more practical to calculate $\langle \tilde{A}_0^2 \rangle$ using lattice calculations in EQCD. Such lattice calculations have been performed with the aim to estimate the QCD pressure using the EQCD approach in Ref. [48]. We will use this lattice EQCD result when comparing the weak coupling expansion of the Polyakov loop with lattice results in QCD in section V.

III. CALCULATION OF THE $\mathcal{O}(g^5)$ CORRECTION TO THE POLYAKOV LOOP

In this section we will present the calculations of the $\mathcal{O}(g^5)$ contribution to the Polyakov loop directly in QCD. From the discussion in the previous section it is clear that the diagrams that contribute at $\mathcal{O}(g^5)$ always have at least one momentum integral of order m_D , while

the self-energy contributions may arise from the scales T , m_D , or m_M . In what follows we will refer to them as contributions from the scale T , m_D , or m_M , even though all the loop diagrams also involve the scale m_D . We will perform the calculations in Coulomb gauge and in Feynman gauge. The contribution from the diagram D_2 is only relevant in Feynman gauge. It involves one integral over the scale m_D and another sum-integral over the scale T , so we will refer to it as a part of the contribution from the scale T .

A. Contribution from the scale T

All self-energies relevant for the contribution from the scale T in Feynman gauge are known and can be found in Ref. [26] (they use a slightly different convention for the $\overline{\text{MS}}$ -scheme, which can be converted into our convention by replacing the renormalization scale Λ^2 in their expressions by $4\pi e^{-\gamma_E} \mu^2$):

$$\begin{aligned} \Pi_T^{(1)}(0,0) \equiv m_D^2(\epsilon) &= \frac{g^2 T^2}{3} \left[(C_A + T_F n_F) + C_A \left(-\gamma_E + 2 \frac{\zeta'(-1)}{\zeta(-1)} + \ln \frac{\mu^2}{4\pi T^2} \right) \epsilon \right. \\ &\quad \left. + T_F n_f \left(1 - \gamma_E + 2 \frac{\zeta'(-1)}{\zeta(-1)} + \ln \frac{\mu^2}{16\pi T^2} \right) \epsilon \right], \end{aligned} \quad (28)$$

$$\begin{aligned} \frac{d\Pi_T^{(1)}}{dk^2}(0,0) &= -\frac{g^2}{(4\pi)^2} \left[\frac{5}{3} C_A \left(\frac{1}{\epsilon} - \frac{1}{5} + \gamma_E + \ln \frac{\mu^2}{4\pi T^2} \right) - \frac{4}{3} T_F n_f \left(\frac{1}{\epsilon} - 1 + \gamma_E + \ln \frac{4\mu^2}{\pi T^2} \right) \right], \end{aligned} \quad (29)$$

$$\begin{aligned} \Pi_T^{(2)}(0,0) &= \frac{g^4 T^2}{(4\pi)^2} \left[\frac{2}{3} C_A^2 \left(\frac{1}{\epsilon} + 1 + 2 \frac{\zeta'(-1)}{\zeta(-1)} + 2 \ln \frac{\mu^2}{4\pi T^2} \right) \right. \\ &\quad \left. + \frac{2}{3} C_A T_F n_f \left(\frac{1}{\epsilon} + 2 + 2 \frac{\zeta'(-1)}{\zeta(-1)} + 2 \ln \frac{\mu^2}{8\pi T^2} \right) - 2 C_F T_F n_F \right] \\ &= \frac{g^2}{(4\pi)^2} \left[2 C_A m_D^2(\epsilon) \left(\frac{1}{\epsilon} + 1 + \gamma_E + \ln \frac{\mu^2}{4\pi T^2} \right) - 2 g^2 T^2 C_F T_F n_f \right]. \end{aligned} \quad (30)$$

In the last line we have re-expressed some terms through $m_D^2(\epsilon)$, i.e., the leading order Debye mass with $\mathcal{O}(\epsilon)$ corrections. This will be crucial for the cancellation of the $1/\epsilon$ -poles. The $\mathcal{O}(\epsilon)$ terms of $m_D^2(\epsilon)$ are necessary at this point.

With these we can calculate the first scale T contribution from diagram D_1 at $\mathcal{O}(g^5)$ in Feynman gauge (FG):

$$D_1 \Big|_{g^5, T}^{FG} = \frac{C_R g^2}{2T} \int_{k \sim m_D} \frac{1}{(k^2 + m_D^2)^2} \left(\frac{d\Pi_T^{(1)}}{dk^2}(0,0) k^2 + \Pi_T^{(2)}(0,0) \right)$$

$$\begin{aligned}
&= \frac{3C_R\alpha_s^2 m_D(\epsilon)}{16\pi T} \left[\frac{7}{3} C_A \left(\frac{1}{\epsilon} + \frac{23}{21} + 2 \ln \frac{\mu^2}{2Tm_D} \right) - \frac{4}{3} T_F n_f \left(\frac{1}{\epsilon} + \frac{1}{3} + 2 \ln \frac{2\mu^2}{Tm_D} \right) \right] \\
&\quad - \frac{C_R C_F T_F n_f \alpha_s^3 T}{2m_D}. \tag{31}
\end{aligned}$$

The scale T contribution from D_2 is given by

$$\begin{aligned}
D_2 \Big|_{g^5, T}^{FG} &= \frac{C_R C_A g^4}{2T} \sum'_{q_0} \int_{q \sim T} \int_{k \sim m_D} \frac{1}{q_0^2 (q_0^2 + q^2) (k^2 + m_D^2)} \\
&= \frac{C_R C_A \alpha_s^2 m_D(\epsilon)}{4\pi T} \left(\frac{1}{\epsilon} + 4 + 2 \ln \frac{\mu^2}{2Tm_D} \right), \tag{32}
\end{aligned}$$

and together they give

$$\begin{aligned}
(D_1 + D_2) \Big|_{g^5, T}^{FG} &= -\frac{C_R C_F T_F n_f \alpha_s^3 T}{2m_D} \\
&\quad + \frac{3C_R\alpha_s^2 m_D(\epsilon)}{16\pi T} \left[\frac{11}{3} C_A \left(\frac{1}{\epsilon} + \frac{71}{33} + 2 \ln \frac{\mu^2}{2Tm_D} \right) - \frac{4}{3} T_F n_f \left(\frac{1}{\epsilon} + \frac{1}{3} + 2 \ln \frac{2\mu^2}{Tm_D} \right) \right]. \tag{33}
\end{aligned}$$

We see now that the coefficient of the $1/\epsilon$ -terms is proportional to the first coefficient of the beta function $\beta_0 = 11C_A/3 - 4T_F n_f/3$. This suggests that they are removed through charge renormalization, which is indeed the case. The first counter term comes from charge renormalization of the $\mathcal{O}(g^3)$ term. We need to be careful with the $\epsilon \rightarrow 0$ limit, so we will keep the dimension d general until the last step:

$$\begin{aligned}
D_1 \Big|_{g^3} &= -\frac{C_R g^2}{2T} \int_{k \sim m_D} \frac{1}{k^2 + m_D^2} = -\frac{C_R g^2 \Gamma(1 - \frac{d}{2}) m_D^{d-2} \mu^{2\epsilon}}{2(4\pi)^{\frac{d}{2}} T} \\
&\xrightarrow{g_0 \rightarrow g_R} -\frac{C_R g^2 \Gamma(1 - \frac{d}{2}) m_D^{d-2}(\epsilon) \mu^{2\epsilon}}{2(4\pi)^{\frac{d}{2}} T} \left[1 - \frac{d}{2} \frac{\alpha_s \beta_0}{4\pi} \left(\frac{1}{\epsilon} - \gamma_E + \ln 4\pi \right) + \mathcal{O}(\alpha_s^2) \right]. \tag{34}
\end{aligned}$$

The factor $d/2$ comes from the power of α_s : $g^2 m_D^{d-2} \propto \alpha_s^{\frac{d}{2}}$. Including the counter term for the charge renormalization we get the full contribution from the scale T :

$$\begin{aligned}
(D_1 + D_2) \Big|_{g^5, T} &= \frac{3C_R\alpha_s^2 m_D}{16\pi T} \left[3C_A + \frac{4}{3} T_F n_f (1 - 4 \ln 2) + 2\beta_0 \left(\gamma_E + \ln \frac{\mu}{4\pi T} \right) \right] \\
&\quad - \frac{C_R C_F T_F n_f \alpha_s^3 T}{2m_D}. \tag{35}
\end{aligned}$$

We no longer indicate Feynman gauge in this final result for the scale T contribution, because it is gauge invariant.

The corresponding calculation goes the same way for both Coulomb (CG) and static gauge (SG). D_2 is scaleless at $\mathcal{O}(g^5)$, so only D_1 contributes. It has been shown in [26] that the electric mass parameter m_E of EQCD is given up to $\mathcal{O}(\alpha_s^2)$ by

$$m_E^2 = \Pi_T^{(1)}(0,0) + \Pi_T^{(2)}(0,0) - \Pi_T^{(1)}(0,0) \frac{d\Pi_T^{(1)}}{dk^2}(0,0). \quad (36)$$

Since m_E is a gauge invariant parameter, we can eliminate $\Pi_T^{(2)}(0,0)$ in Coulomb or static gauge from this equation and express it through the Feynman gauge results and $\frac{d\Pi_T^{(1)}}{dk^2}(0,0)$, which is the same for Coulomb and static gauge and can be found, e.g., in [7]:

$$\frac{d\Pi_T^{(1)}}{dk^2}(0,0) = -\frac{g^2}{(4\pi)^2} \left[\frac{11}{3}C_A + \frac{4}{3}T_F n_f (1 - 4 \ln 2) + \beta_0 \left(\frac{1}{\epsilon} + \gamma_E + \ln \frac{\mu^2}{4\pi T^2} \right) \right]. \quad (37)$$

With this we have

$$\begin{aligned} \Pi_T^{(2)} \Big|^{CG/SG} &= \left(\Pi_T^{(2)} - m_D^2(\epsilon) \frac{d\Pi_T^{(1)}}{dk^2} \right) \Big|^{FG} + m_D^2(\epsilon) \frac{d\Pi_T^{(1)}}{dk^2} \Big|^{CG/SG} \\ &= -\frac{2g^2}{(4\pi)^2} (C_A m_D^2 + g^2 T^2 C_F T_F n_f). \end{aligned} \quad (38)$$

The contributions from the scale T are now

$$\begin{aligned} D_1 \Big|_{g^5, T}^{CG/SG} &= \frac{C_R g^2}{2T} \int_{k \sim m_D} \frac{1}{k^2 + m_D^2} \left(\frac{d\Pi^{(1)}}{dk^2}(0,0) + \Pi^{(2)}(0,0) \right) \\ &= \frac{3C_R \alpha_s^2 m_D(\epsilon)}{16\pi T} \left[\frac{71}{9}C_A - \frac{4}{9}T_F n_f (1 + 12 \ln 2) + \beta_0 \left(\frac{1}{\epsilon} + 2 \ln \frac{\mu^2}{2T m_D} \right) \right] \\ &\quad - \frac{C_R C_F T_F n_f \alpha_s^3 T}{2m_D}. \end{aligned} \quad (39)$$

This is the same result that we got in Feynman gauge from $D_1 + D_2$, so including the counter term we obtain the same scale T contribution in Coulomb and static gauge:

$$\begin{aligned} (D_1 + D_2) \Big|_{g^5, T} &= \frac{3C_R \alpha_s^2 m_D}{16\pi T} \left[3C_A + \frac{4}{3}T_F n_f (1 - 4 \ln 2) + 2\beta_0 \left(\gamma_E + \ln \frac{\mu}{4\pi T} \right) \right] \\ &\quad - \frac{C_R C_F T_F n_f \alpha_s^3 T}{2m_D}. \end{aligned} \quad (40)$$

B. Contribution from the scale m_D

The contribution from the scale m_D consists of the two-loop self-energy and the square of the one-loop self-energy. It corresponds to the full g_E^4 contribution of $\langle \tilde{A}_0^2 \rangle$ in EQCD. The relevant diagrams for the two-loop self-energy are given in Fig. 1. The contribution from the

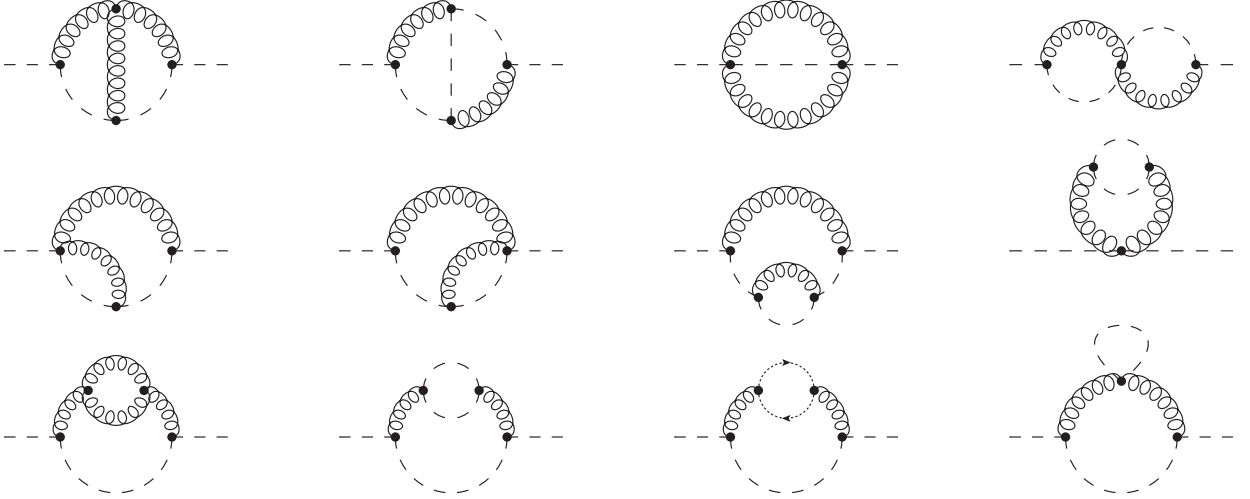


FIG. 1. All Feynman diagrams contributing to $\Pi_{m_D}^{(2)}(0, k \sim m_D)$. Dashed lines represent temporal gluons, curly lines spatial gluons, and dotted lines with arrows are ghost propagators. The diagrams are labeled L_1, \dots, L_{12} from top-left to bottom-right. L_7, \dots, L_{12} are self-energy insertions into one-loop diagrams, while L_1, \dots, L_6 are new two-loop configurations.

square of the one-loop self-energy is not displayed, it corresponds to two one-loop insertions into the temporal gluon propagator. Together they also give a gauge invariant result:

$$\begin{aligned}
 D_1 \Big|_{g^5, m_D} &= -\frac{C_R g^2}{2T} \int_{k \sim m_D} \left[-\frac{\Pi_{m_D}^{(2)}(0, k)}{(k^2 + m_D^2)^2} + \frac{\Pi_{m_D}^{(1)}(0, k)^2}{(k^2 + m_D^2)^3} \right] \\
 &= -\frac{C_R C_A^2 \alpha_s^3 T}{m_D} \left[\frac{89}{48} + \frac{\pi^2}{12} - \frac{11}{12} \ln 2 \right]. \quad (41)
 \end{aligned}$$

The calculation itself is quite involved, so we will not go into further details here. We use the method of integration by parts to reduce the three-loop integrals corresponding to each diagram down to a handful of known master integrals. A list of all integrals and their results in different gauges is given in appendix B.

C. Contribution from the scale m_M

Finally, we have to consider the contribution from the scale m_M . The temporal gluon momentum k cannot be of order m_M , because then the propagator would have to be expanded in $1/m_D^2$ and the k integration would be scaleless. But the loop momenta in the self-energy diagrams may be of order m_M and such diagrams start to contribute at $\mathcal{O}(g^5)$. However, by the arguments from EQCD and MQCD in the previous chapter we expect the scale m_M



FIG. 2. All $\mathcal{O}(g^5)$ diagrams that can give a contribution from the scale m_M . The bubble stands for the resummed propagator.

to enter the Polyakov loop only at $\mathcal{O}(g^7)$, so the $\mathcal{O}(g^5)$ contributions have to vanish, which is indeed the case.

There are two diagrams at this order (cf. Fig. 2), both have one spatial gluon that carries the momentum of order m_M . The first is the diagram, where the spatial gluon connects at two three-gluon vertices, and the second is the tadpole diagram, where the spatial gluon connects at a four-gluon vertex. From the three-gluon vertices there comes a factor $(2k + q)_i(2k + q)_j$, where k is the momentum of order m_D and q is of order m_M , but only $4k_i k_j$ needs to be kept, because the rest is of higher order. According to the power counting, each power of q in the numerator adds a power of g to the result, while terms with odd powers of the momenta in the numerator vanish. So the first higher order contributions (i.e., the terms quadratic in q) are of $\mathcal{O}(g^7)$. For the same reason, we only have to expand the propagator of the temporal gluon with momentum $\mathbf{k} + \mathbf{q}$ in the left diagram of Fig. 2 to leading order in q . Then we have

$$\begin{aligned}
D_1 \Big|_{g^5, m_M} &= \frac{C_R g^2}{2T} \int_{k \sim m_D} \frac{\Pi_{m_M}^{(1)}(0, k)}{(k^2 + m_D^2)^2} \\
&= \frac{C_R C_A g^4}{2} \int_{q \sim m_M} D_{ij}(0, \mathbf{q}) \int_{k \sim m_D} \left[\frac{\delta_{ij}}{(k^2 + m_D^2)^2} - \frac{4k_i k_j}{(k^2 + m_D^2)^3} \right] \\
&= \frac{C_R C_A g^4}{2} \int_{q \sim m_M} D_{ii}(0, \mathbf{q}) \frac{\Gamma(2 - \frac{d}{2})}{(4\pi)^{\frac{d}{2}} m_D^{4-d}} \left[1 - \frac{4\Gamma(1 + \frac{d}{2})}{d\Gamma(3)\Gamma(\frac{d}{2})} \right] = 0. \quad (42)
\end{aligned}$$

Also the $\mathcal{O}(g^6)$ contributions from the scale m_M need to vanish. These are the two-loop self-energy diagrams with one loop momentum of order m_M . We have also checked their cancellation explicitly, the details of this are given in appendix C.

D. Result

Now we have all contributions to the Polyakov loop at $\mathcal{O}(g^5)$:

$$\begin{aligned} \ln L = & \frac{C_R \alpha_s m_D}{2T} + \frac{C_R \alpha_s^2}{2} \left[C_A \left(\frac{1}{2} + \ln \frac{m_D^2}{T^2} \right) - 2T_F n_f \ln 2 \right] \\ & + \frac{3C_R \alpha_s^2 m_D}{16\pi T} \left[3C_A + \frac{4}{3} T_F n_f (1 - 4 \ln 2) + 2\beta_0 \left(\gamma_E + \ln \frac{\mu}{4\pi T} \right) \right] - \frac{C_R C_F T_F n_f \alpha_s^3 T}{2m_D} \\ & - \frac{C_R C_A^2 \alpha_s^3 T}{m_D} \left[\frac{89}{48} + \frac{\pi^2}{12} - \frac{11}{12} \ln 2 \right] + \mathcal{O}(g^6) . \end{aligned} \quad (43)$$

The second line contains the contribution from the scale T and the third line the contribution from the scale m_D .

IV. HIGHER ORDER CONTRIBUTIONS

A. Casimir scaling

It is known from lattice calculations that the logarithm of the Polyakov loop obeys Casimir scaling, at least approximately [11, 20, 21]. Casimir scaling is observed by any quantity, in our case the free energy F_Q of a static charge in representation R , if it is proportional to the quadratic Casimir operator C_R of that representation. In other words, F_Q/C_R should be independent of the representation R .

A necessary condition for the breaking of Casimir scaling is the appearance of a term not proportional to C_R . A term like that was identified for $L - 1$ in Ref. [7] at $\mathcal{O}(g^6)$. The term is

$$\delta \langle L \rangle = \frac{1}{2} \left(\frac{C_R \alpha_s m_D}{2T} \right)^2 . \quad (44)$$

This term, however, does not break the Casimir scaling of the free energy F_Q , since it is nothing else than the second order term in the expansion of $\exp(-F_Q/T)$, when F_Q is taken at leading order. In fact, this term does not appear in F_Q . Note that the exponentiation formula given in (4) provides a way of calculating F_Q directly. It is then clear that at the level of two-gluon diagrams there is no breaking of Casimir scaling. Hence, we may ask, to which order of the perturbative series can Casimir scaling be observed?

There are several equivalent prescriptions on how the color coefficients in the logarithm of a closed Wilson line can be determined. It will not be necessary here to go into details on



FIG. 3. Connected three-gluon diagrams.

how they are calculated exactly (see appendix F), it is sufficient to know that for so-called connected diagrams, where every gluon is connected to every other gluon through gluon, ghost, or light quark propagators, the standard color factor and the one in the logarithm are the same.

At the three-gluon level we have several unconnected diagrams (cf. Fig. 13) and a few connected diagrams. By three-gluon diagrams we mean diagrams that correspond to three sum-integrals. We exclude sum-integrals from self-energy or vertex-function insertions from this definition, because if the corresponding tree-level diagram obeys Casimir scaling then also any self-energy or vertex-function insertion does.

The unconnected three-gluon diagrams are all scaleless in Coulomb or static gauge unless each gluon carries a momentum of order m_D , which means that they start to contribute at $\mathcal{O}(g^9)$. We will see below that Casimir scaling is already broken at a lower order, so we can ignore the unconnected three-gluon diagrams in Coulomb gauge on the basis of this argument. In other gauges these diagrams contribute at $\mathcal{O}(g^6)$, but, as we will show in appendix F, their color coefficients obey Casimir scaling.

The connected three-gluon diagrams are shown in Fig. 3. Their color factors are all given by $-C_R C_A^2/4$, except for the second from left where it is 0. All of these depend linearly on C_R , so at the three-gluon level Casimir scaling is still observed.

In general, the color factor of any diagram without light quarks is given as the trace over a product of color matrices in the respective representation divided by the dimension of the representation, where every color index is contracted with that of another color matrix or a structure constant from the interaction vertices. By repeated use of the commutation relation, the Jacobi identity or the quadratic Casimir

$$[T_R^a, T_R^b] = i f^{abc} T_R^c, \quad f^{abe} f^{ecd} + f^{bce} f^{ead} + f^{bde} f^{eca} = 0, \quad (45)$$

$$T_R^a T_R^a = C_R \mathbb{1}, \quad f^{acd} f^{bcd} = C_A \delta^{ab}, \quad (46)$$

one can express every such color factor as a combination of the following terms

$$C_R^{(n)} = f^{i_1 a_1 i_2} f^{i_2 a_2 i_3} \dots f^{i_n a_n i_1} \frac{1}{d_R} \text{Tr} [T_R^{a_1} T_R^{a_2} \dots T_R^{a_n}] \quad (47)$$

and C_R or C_A .

$C_R^{(1)}$ is trivially zero and $C_R^{(2)}$ and $C_R^{(3)}$ can be calculated independently of the representation:

$$C_R^{(2)} = -C_R C_A, \quad C_R^{(3)} = -\frac{i}{4} C_R C_A^2. \quad (48)$$

But starting from $C_R^{(4)}$ there is no longer a simple unique formula like Eq. (48) valid for all representations. For the fundamental and the adjoint representation one can replace every structure constant by color matrices and then use the Fierz identity to calculate the $C_R^{(n)}$ explicitly:

$$f^{abc} = \frac{1}{iT_F} \text{Tr} [T_F^a [T_F^b, T_F^c]] , \quad (49)$$

$$(T_F^a)_{ij} (T_F^a)_{kl} = T_F \left(\delta_{il} \delta_{kj} - \frac{1}{N} \delta_{ij} \delta_{kl} \right) . \quad (50)$$

Note that T_F^a with a color index denotes the generators of the fundamental representation, while T_F without a color index denotes the normalization constant of the fundamental representation. The two are related by

$$\text{Tr} [T_F^a T_F^b] = T_F \delta^{ab} , \quad \text{or} \quad T_F^a = \sqrt{\frac{T_F}{2}} \lambda^a , \quad (51)$$

where λ^a are the Gell-Mann matrices.

In this way we obtain

$$C_F^{(4)} = \frac{1}{8} C_F C_A^2 (3C_A - 4C_F) , \quad C_A^{(4)} = \frac{1}{8} C_A^3 (13C_A - 24C_F) , \quad (52)$$

or alternatively

$$\frac{C_F^{(4)}}{C_A^{(4)}} = \frac{C_F}{C_A} \frac{N^2 + 2}{N^2 + 12} . \quad (53)$$

If we can find a diagram whose color coefficient is given by $C_R^{(4)}$, then we have found a Casimir scaling breaking term. Such a diagram can appear only at $\mathcal{O}(g^8)$ or higher, because in the Feynman rules of QCD every color matrix and structure constant comes with a factor of g . Fig. 4 shows some similar diagrams where the dependence on $C_R^{(4)}$ is immediately apparent. The diagram on the left has the color coefficient $C_R^{(4)}$ exactly and the other two

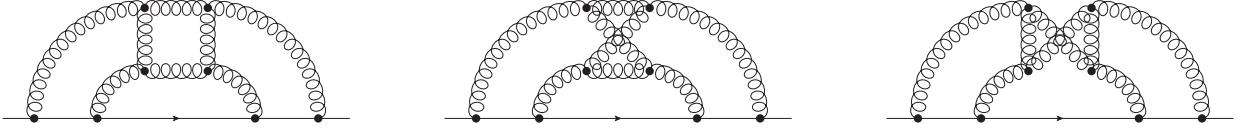


FIG. 4. Diagrams at $\mathcal{O}(g^8)$ with a color coefficient $C_R^{(4)}$.

have $C_R^{(4)} + C_R C_A^3/8$, because in both cases two color matrices have to be commuted to get the form of $C_R^{(4)}$ and the commutator gives $iC_R^{(3)}C_A/2$.

If we add up the contributions proportional to $C_R^{(4)}$ from all three diagrams, then the contour integrations simplify a lot and we get Kronecker deltas for the Matsubara frequencies of each of the four gluon propagators attached to the Polyakov loop contour times a coefficient of $1/8T^4$. One of these four Kronecker deltas is redundant and the Matsubara frequency in the internal loop (the square in the left diagram, or the twisted square in the other two diagrams) remains different from zero. So the momentum integrals are not scaleless, because the scale T remains in the calculation, and we have a possible genuine nonvanishing contribution at $\mathcal{O}(g^8)$ that breaks Casimir scaling.

There are other diagrams similar to these three, which can be obtained from Fig. 4 by contracting one or two propagators in the internal loop to a four-gluon vertex. Their color coefficients also involve $C_R^{(4)}$, so they will give other terms of $\mathcal{O}(g^8)$ that break Casimir scaling. In principle, light quark loops can also give rise to color factors that break Casimir scaling. If such a light quark loop has two or three external gluon legs, then it can be included as a contribution to the self-energy or the vertex function and it will not affect Casimir scaling. With four or more external legs the color factor is no longer proportional to the quadratic Casimir, which can be checked in a similar calculation to the one above replacing the internal gluons in Fig. 4 with light quark propagators, but such diagrams also start to contribute at $\mathcal{O}(g^8)$.

One could in principle imagine that all those terms cancel and only Casimir scaled terms remain, but that would imply some underlying mechanism that enforces Casimir scaling to all orders of perturbation theory. Such a mechanism, if it exists, has not been discovered so far. The approximate Casimir scaling observed in lattice calculations may be explained by the strong suppression of the $\mathcal{O}(g^8)$ contributions that possibly violate Casimir scaling.

B. Outline of the $\mathcal{O}(g^6)$ calculation

We will outline here the necessary steps for the calculation of the $\mathcal{O}(g^6)$ contributions, the last order accessible by perturbation theory. The amount of work one has to do is greatly reduced by choosing the appropriate gauge. As explained above, all the unconnected three-gluon diagrams (see Fig. 13) are scaleless at leading order and start to contribute only at $\mathcal{O}(g^9)$ in Coulomb or static gauge. In Feynman gauge, however, the six diagrams of Fig. 13 whose modified color coefficients in the logarithm of the Polyakov loop do not vanish all contribute at $\mathcal{O}(g^6)$, so this is not the most efficient gauge to perform this calculation.

There are also unconnected three-gluon diagrams consisting of only two unconnected pieces, a single gluon and a piece of three propagators connected by a three-gluon vertex. These are not displayed in Fig. 13, because in gauges that are diagonal in temporal and spatial indices they vanish on account of the three-gluon vertex with three temporal indices, just like the corresponding two gluon diagram, but in nondiagonal gauges they also have to be considered.

The connected diagrams of Fig. 3 can only contribute at $\mathcal{O}(g^6)$ when all momenta are of the scale T , the scale m_D contributions are of higher order. However, in Coulomb or static gauge all of them vanish. The first three diagrams are essentially the same gluonic configuration, but with different path ordering prescriptions along the Polyakov loop contour, so we will only discuss the leftmost diagram, the others are analogous (apart from the second having a vanishing color coefficient). In static gauge all Matsubara frequencies have to be zero because of the temporal propagators, so the integrals are scaleless and vanish. In Coulomb gauge the Matsubara frequencies are not necessarily all zero, but the integrand vanishes by itself: Call \mathbf{k} the momentum flowing from the first to the last point on the Polyakov loop contour, \mathbf{p} the momentum flowing from the first to the second point, and \mathbf{q} the momentum flowing from the third to the fourth point. The results of the \mathbf{p} and \mathbf{q} integrations can only be proportional to \mathbf{k} because of rotational symmetry, where each vector comes from the three-gluon vertices. But these vectors \mathbf{k} are then contracted with the transverse projector from the spatial propagator, which gives zero.

In the second diagram from the right in Fig. 3 the Matsubara frequencies of the propagators connecting to the Polyakov loop contour have to be zero. In static gauge this is again a consequence of the temporal propagator, while in Coulomb gauge it follows after comput-

ing the contour integrations (this involves some convenient momentum shifts). There is no constraint on the frequency from the loop momentum that flows around the gluon triangle, but through the three-gluon vertices it appears to either linear or cubic power in the numerator, so the remaining Matsubara sum is odd and cancels. The same is true if the gluon triangle is replaced by a fermion loop. The rightmost diagram in Fig. 3 vanishes because of the four-gluon vertex in all gauges where the gluon propagator is diagonal in temporal and spatial indices.

The two-gluon diagram D_2 has already been discussed above, only the first term in Eq. (6) contributes in Coulomb or static gauge at $\mathcal{O}(g^6)$. It gives a contribution of $-C_R C_A \alpha_s^2 m_D^2 / 48 T^2$ when both momenta are of the scale m_D . When one or both momenta are of the scale T , then the first nonvanishing contribution is of $\mathcal{O}(g^7)$ or $\mathcal{O}(g^8)$, respectively.

The $\mathcal{O}(g^6)$ contribution from diagram D_1 contains several different elements: the three-loop self-energy with all momenta of order m_D , products of one-loop and two-loop self-energies [essentially the last line of Eq. (8) times $\Pi_{m_D}^{(1)}(k)/(k^2 + m_D^2)$] or the one-loop self-energy cubed from the expansion of the resummed propagator, the two-loop self-energy at the scale m_D with one loop momentum of order T and the other of order m_D , and the two-loop or square of one-loop self-energy with all momenta of order T .

Fortunately, most of these contributions can be inferred in the EFT approach from an already existing EQCD calculation. As explained previously [see Eq. (22)], the correlator of two \tilde{A}_0 fields in EQCD can be obtained from the pressure or vacuum energy density, which has been calculated at the four-loop level in [49]. From this we get

$$\begin{aligned}
\frac{1}{d_R} \text{Tr} \langle \tilde{A}_0^2 \rangle_s = & -\frac{C_R m_E}{4\pi} + \frac{C_R C_A g_E^2}{(4\pi)^2} \left[\frac{1}{2\epsilon} + \frac{1}{2} - \gamma_E + \ln \frac{\pi \mu^2}{m_E^2} \right] \\
& + \frac{2C_R C_A^2 g_E^4}{(4\pi)^3 m_E} \left(\frac{89}{48} - \frac{11}{12} \ln 2 + \frac{\pi^2}{12} \right) \\
& + \frac{2C_R T_F^2 (N^2 + 1) \lambda_E}{(4\pi)^2} + \frac{C_R T_F^2 \bar{\lambda}_E}{(4\pi)^2} \left(\frac{4N^2 - 6}{N} - N^2 - 1 \right) \\
& + \frac{C_R C_A^3 g_E^6}{(4\pi)^4 m_E^2} \left(\frac{43}{4} - \frac{491\pi^2}{768} \right) + \mathcal{O}(g^5) .
\end{aligned} \tag{54}$$

If we now insert the explicit expression for λ_E and $\bar{\lambda}_E$ in terms of g and the one-loop corrections to g_E , m_E , and \mathcal{Z}_2 , then we have almost the full $\mathcal{O}(g^6)$ contribution to the logarithm of the Polyakov loop. The only thing that is missing is the contribution from

D_2 given above and the two-loop and square of one-loop self-energy contributions with all momenta of order T in Coulomb or static gauge.

The one-loop correction to the EQCD coupling constant is given by [27]:

$$g_E^2 = g^2 T \left\{ 1 + \frac{\alpha_s}{4\pi} \left[\frac{1}{3} C_A - \frac{16}{3} T_F n_f \ln 2 + \beta_0 \left(\frac{1}{\epsilon} + \gamma_E + \ln \frac{\mu^2}{4\pi T^2} \right) \right] \right\}. \quad (55)$$

Because of the $1/\epsilon$ pole in the g_E^2 term in Eq. (54) we also need the $\mathcal{O}(\epsilon)$ terms of both g_E^2 [46] and \mathcal{Z}_2 :

$$g_E^2 \Big|_{\mathcal{O}(\epsilon)} = \frac{g^4 T \epsilon}{(4\pi)^2} \left[\beta_0 \left(\frac{1}{2} \left(\gamma_E + \ln \frac{\mu^2}{4\pi T^2} \right)^2 + \frac{\pi^2}{4} - 2\gamma_E^2 - 4\gamma_1 \right) + \left(\frac{1}{3} C_A - \frac{16}{3} T_F n_f \ln 2 \right) \left(\gamma_E + \ln \frac{\mu^2}{4\pi T^2} \right) - \frac{16}{3} T_F n_f (\ln 2)^2 \right], \quad (56)$$

$$\mathcal{Z}_2 \Big|_{\mathcal{O}(\epsilon)} = \frac{\alpha_s \epsilon}{4\pi} \left[\beta_0 \left(\frac{1}{2} \left(\gamma_E + \ln \frac{\mu^2}{4\pi T^2} \right)^2 + \frac{\pi^2}{4} - 2\gamma_E^2 - 4\gamma_1 \right) + \left(\frac{11}{3} C_A + \frac{4}{3} T_F n_f (1 - 4 \ln 2) \right) \left(\gamma_E + \ln \frac{\mu^2}{4\pi T^2} \right) + \frac{23}{3} C_A - \frac{16}{3} T_F n_f (\ln 2)^2 \right]. \quad (57)$$

Here γ_1 is the coefficient of the linear term in the expansion of $\zeta(1-x)$ for small x . Combining all these terms and inserting the renormalized coupling, we then have

$$\begin{aligned} \ln L \Big|_{\mathcal{O}(g^6)} = & - \frac{C_R \alpha_s^3}{8\pi} \left[\beta_0 C_A \left(\frac{1}{2} \left(\gamma_E + \ln \frac{\mu^2}{4\pi T^2} \right)^2 + \frac{\pi^2}{4} - 2\gamma_E^2 - 4\gamma_1 \right) \right. \\ & + C_A \left(2C_A + \frac{2}{3} T_F n_f (1 - 8 \ln 2) \right) \left(\gamma_E + \ln \frac{\mu^2}{4\pi T^2} \right) \\ & + 8C_A^2 + \frac{2}{3} C_A T_F n_f (1 + 4 \ln 2 - 8(\ln 2)^2) + 8C_F T_F n_f \\ & + C_A \left(4C_A + \frac{4}{3} T_F n_f (1 - 8 \ln 2) + 4\beta_0 \left(\gamma_E + \ln \frac{\mu}{4\pi T} \right) \right) \left(\frac{1}{2\epsilon} - \gamma_E + \ln \frac{\pi \mu^2}{m_D^2} \right) \\ & - \frac{C_R C_A \alpha_s^4 T^2}{m_D^2} \left(C_A^2 \left(\frac{43}{8} - \frac{491\pi^2}{1536} \right) + C_F T_F n_f \right) - \frac{C_R C_A \alpha_s^2 m_D^2}{48T^2} \\ & \left. - \frac{C_R g^2}{2T} \int_{k \sim T} \frac{1}{k^6} \left[\left(\Pi_T^{(1)}(0, k) + \frac{\beta_0 \alpha_s}{4\pi} \left(\frac{1}{\epsilon} - \gamma_E + \ln 4\pi \right) k^2 \right)^2 - k^2 \Pi_T^{(2)}(0, k) \right] \right]. \quad (58) \end{aligned}$$

The first $1/\epsilon$ pole, a UV divergence from the scale m_D , has to cancel against a corresponding IR divergence in the scale T integrals. The $1/\epsilon$ pole in the last line comes from the charge

renormalization in the $\overline{\text{MS}}$ -scheme of the $\mathcal{O}(g^4)$ contribution from the scale T , i.e., the first term in Eq. (8), and it cancels the UV divergence in the one-loop vacuum part of the self energy.

There are also $\mathcal{O}(g^6)$ contributions from two-loop diagrams with two momenta of order m_D and one momentum of order m_M . From the MQCD analysis of the Polyakov loop we know that the scale m_M can only appear first at $\mathcal{O}(g^7)$, so these contributions ultimately have to cancel. We have checked this cancellation explicitly in appendix C.

V. CONVERGENCE OF THE PERTURBATIVE SERIES AND COMPARISON WITH THE LATTICE RESULTS

In this section, we discuss the convergence of the perturbative series for the Polyakov loop, or equivalently the free energy of a static quark, and compare the weak coupling results with lattice QCD results. For a reliable comparison of the lattice and the weak coupling results we need to consider a temperature range that extends to sufficiently high temperatures. So far, it is only in pure SU(3) gauge theory, i.e., in QCD with zero light quark flavors ($n_f = 0$), that we have lattice results at sufficiently high temperatures to perform such a comparison. Namely, the renormalized Polyakov loop has been calculated up to temperatures of $24T_c$ [20], with T_c being the deconfinement transition temperature.

In Fig. 5 we show the perturbative results for the free energy of a static quark at various orders in perturbation theory for pure SU(3) gauge theory ($n_f = 0$). We use one-loop running for α_s . To determine the renormalization scale for different values of T/T_c we used the relation $r_0 T_c = 0.7498(50)$ [50], where r_0 is the Sommer scale [51]. The value of $\Lambda_{\overline{\text{MS}}}$ was determined in Ref. [52]: $r_0 \Lambda_{\overline{\text{MS}}} = 0.637^{+0.032}_{-0.030}$. With this we get $T_c/\Lambda_{\overline{\text{MS}}} = 1.177$. One can see that the scale dependence of the leading order (LO) results is quite large and becomes even larger at NLO. The scale dependence of F_Q is first reduced at NNLO and is, in fact, quite small, making a meaningful comparison with the lattice results possible. In Fig. 5 we also show the lattice results for the static quark free energy for $n_f = 0$ from Ref. [20]. The lattice results appear to agree with the LO and NLO results, given their large scale uncertainty, but are slightly larger than the NNLO results at small T .

We should keep in mind, however, that the comparison of the lattice and the perturbative results for F_Q is not as straightforward as Fig. 5 may suggest. This fact seems to be

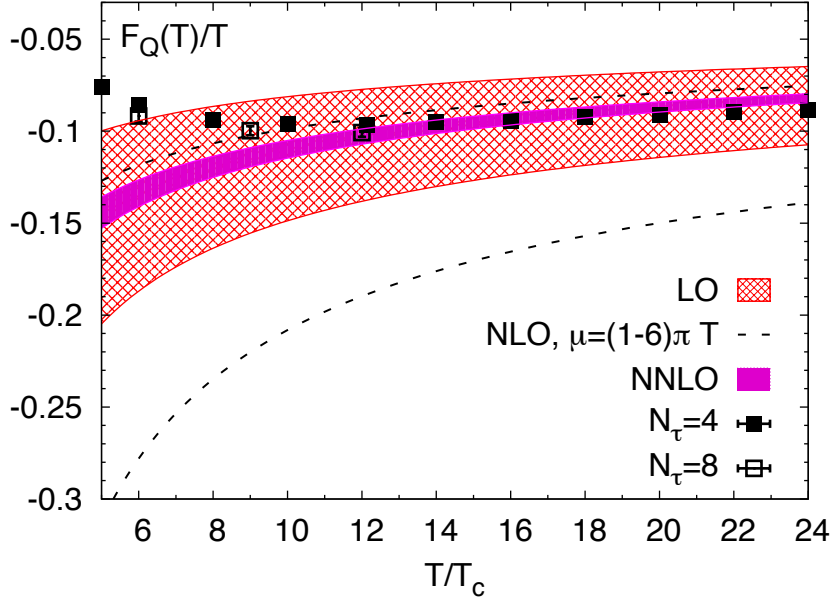


FIG. 5. The free energy of a static quark F_Q for the SU(3) gauge theory in weak coupling expansion at LO, NLO and NNLO. The bands are obtained by varying the renormalization scale μ between πT and $6\pi T$. Also shown are the lattice data for F_Q obtained on lattices with temporal extent $N_\tau = 4$ and 8 [20].

generally overlooked in the literature. The perturbative calculations are performed in the $\overline{\text{MS}}$ -scheme, while on the lattice the calculation is performed in a scheme in which the static quark-antiquark energy at zero temperature is normalized such that it is equal to the string potential $V(r) = -\pi/(12r) + \sigma r$ at large distances, with σ being the string tension. To match the two schemes one has to normalize the static energy at zero temperature in the perturbative calculation at each order to the lattice potential at short distances. This then corresponds to a constant shift C_{shift} in physical units of the perturbative static energy, which is different at different orders of perturbation theory.

This matching has been carried out for both $n_f = 0$ [52] and $n_f = 3$ [53]. The shift of the static energy implies that one has to add $C_{\text{shift}}/2$ to the perturbative result for F_Q before the comparison with the lattice results can be made. However, C_{shift} is sensitive to the perturbative order, to the resummation of the logarithms associated with the running coupling constant, as well as to the ultra-soft scale (see, e.g., discussions in Ref. [54]). Thus, the uncertainty in the determination of C_{shift} will be the dominant systematic uncertainty in

the comparison of the weak coupling and lattice calculations for F_Q . For this reason we did not add C_{shift} in the comparison of the lattice and the perturbative result for F_Q in Fig. 5.

We can avoid this problem by calculating the entropy of the static quark defined as

$$S_Q = -\frac{\partial F_Q(T)}{\partial T}. \quad (59)$$

In this quantity the normalization constant C_{shift} drops out. In perturbation theory it is straightforward to calculate the entropy of a static quark by taking the temperature derivative of Eq. (43) times T . In order to calculate the entropy of a static quark on the lattice, we use the lattice data on the renormalized Polyakov loop obtained on $N_\tau = 4$ lattices in Ref. [20]. We interpolate these data using different smoothing splines and calculate the derivatives of the splines using the R package [55]. The statistical errors of the interpolation and the derivative were calculated using the bootstrap method. Furthermore, we considered different spline interpolations, varying the number of knots and the value of the smoothing parameter. We enlarged the statistical error to take into account the difference between the different splines, if those were outside the statistical error. In this way we obtained the total error for the entropy in lattice QCD.

In Fig. 6 we compare the entropy of a static quark estimated in lattice QCD and in the weak coupling calculations. As in the case of the static quark free energy, the scale dependence of the LO and NLO results is quite large. Within this large scale uncertainty the perturbative calculations and the lattice data agree. The scale dependence of the NNLO result is much smaller. The NNLO result, however, lies below the lattice data. This implies that higher order corrections in the weak coupling expansion may still be important. In view of this, below we discuss some higher order terms in the weak coupling expansion of the static quark free energy and have a closer look on the convergence of the perturbative series.

As discussed above, in the weak coupling expansion we have three types of contributions, purely nonstatic, i.e., arising from the scale T , purely static contributions corresponding to the scales m_D and m_M , which can be calculated within EQCD, and mixed contributions, where some loop momenta are of order m_D or m_M and others are of order T . Here we will discuss the latter two types of contributions, referring to them as EQCD type and mixed type contributions, respectively. Together they have been called the static contribution in the previous sections, but here we want to distinguish between them.

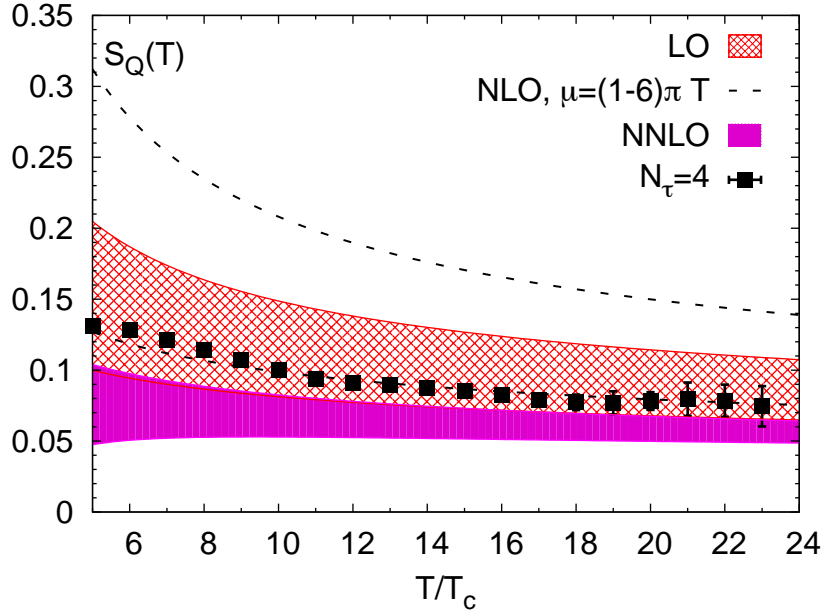


FIG. 6. The entropy of a static quark S_Q for the SU(3) gauge theory in weak coupling expansion at LO, NLO and NNLO. The bands are obtained by varying the renormalization scale μ between πT and $6\pi T$. Also shown are the lattice results for S_Q , cf. the description in the text.

The EQCD type contributions arise from the weak coupling expansion of $\text{Tr}\langle\tilde{A}_0^2\rangle$ with the expansion parameter $C_A g_E^2/(4\pi m_E)$ [c.f. Eq. (54)], using only the leading order results for the matching parameters \mathcal{Z}_2 , g_E , and m_E and neglecting quartic or higher order interactions. Beyond four-loop order the condensate $\text{Tr}\langle\tilde{A}_0^2\rangle$ contains a nonperturbative contribution of order g_E^8/m_E^3 , which was calculated using lattice simulations of EQCD [48]. Furthermore, in Ref. [48] a simple parametrization of those higher order contributions to the condensate beyond four-loop order was given.

In Fig. 7 we show the EQCD type contributions at $\mathcal{O}(g^5)$ and $\mathcal{O}(g^6)$ as well as the sum of all higher order contributions calculated in lattice EQCD, which we plot using Eq. (4.1) of Ref. [48]. The bands shown in the figure correspond to the variation of the renormalization scale μ from πT to $6\pi T$. The magnitude of the different contributions is decreasing with increasing order, the $\mathcal{O}(g^6)$ contribution is smaller than the $\mathcal{O}(g^5)$ contribution, and the sum of all the higher order contributions to $g^2/(2Td_R) \times \text{Tr}\langle\tilde{A}_0^2\rangle$ [starting from $\mathcal{O}(g^7)$], which includes the nonperturbative contributions, is about the same size as the $\mathcal{O}(g^6)$ contribution. Thus, we conclude that the weak coupling expansion for the purely static contribution

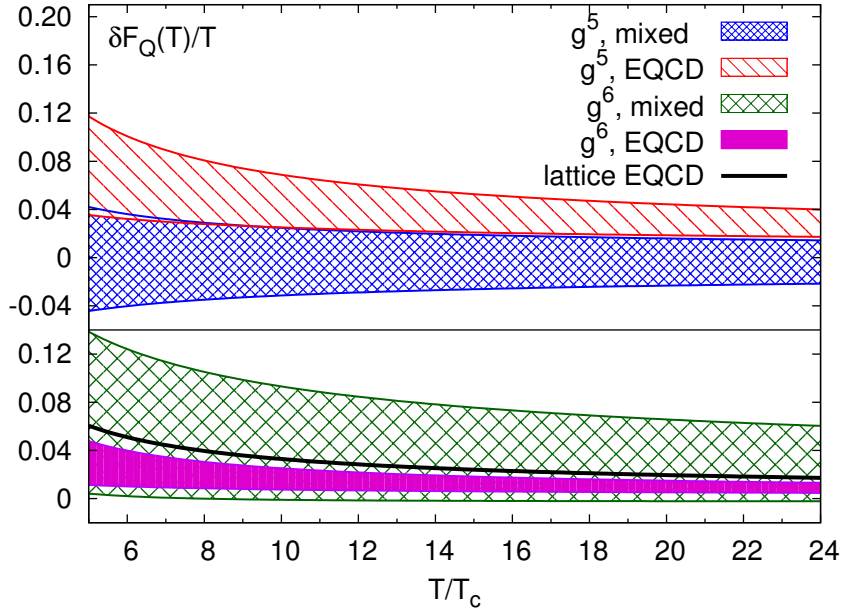


FIG. 7. EQCD type and mixed contributions to F_Q at $\mathcal{O}(g^5)$ (upper panel) and $\mathcal{O}(g^6)$ (lower panel). The bands correspond to the variation of the renormalization scale from πT to $6\pi T$. The thick black line corresponds to the higher order EQCD type contributions from lattice EQCD estimated in Ref. [48] for the renormalization scale $\mu = 4\pi T$, cf. the description in the text.

is converging reasonably well and there are no large nonperturbative corrections to the Polyakov loop from the static chromomagnetic sector. Furthermore, as shown in Fig. 7, the sum of the higher order corrections to the static quark free energy is positive and thus would shift the perturbative result away from the lattice data.

Now let us discuss the mixed contributions, which come from higher order corrections to the matching parameters and higher interaction terms in EQCD. In Fig. 7 we show the $\mathcal{O}(g^5)$ and $\mathcal{O}(g^6)$ mixed contributions. The latter is evaluated by using Eq. (58) and omitting the last two lines as well as the $1/\epsilon$ pole. In contrast to the EQCD type contributions, the mixed contributions can be positive or negative depending on the choice of the renormalization scale. At $\mathcal{O}(g^5)$ the mixed contribution is smaller than the EQCD type contribution, while at $\mathcal{O}(g^6)$ the mixed contribution is of the same size or larger (depending on the renormalization scale). Furthermore, the two mixed contributions are about the same size, which means that the full $\mathcal{O}(g^6)$ contribution might be large. Clearly, for rigorous statements about the convergence of the weak coupling expansion and comparison with lattice QCD results a complete calculation of the $\mathcal{O}(g^6)$ contribution will be necessary.

VI. CONCLUSIONS

In this paper, we have calculated the next-to-next-to-leading-order contribution to the Polyakov loop or equivalently to the static quark free energy. This contribution is of $\mathcal{O}(g^5)$. The calculations have been performed directly in QCD as well as through an effective theory approach using known results from EQCD. The effective theory approach based on EQCD also allowed us to calculate some of the higher order contributions of $\mathcal{O}(g^6)$ as well as to have an estimate of some nonperturbative contributions starting to appear at $\mathcal{O}(g^7)$. The weak coupling expansion in EQCD seems to converge reasonably well, but there could be potentially large contributions from nonstatic modes at $\mathcal{O}(g^6)$.

While the scale dependence of the $\mathcal{O}(g^5)$ result is reasonably small, we do not find a very good agreement between the lattice data and the weak coupling expansion. It is possible that the observed discrepancy between the lattice results and the weak coupling expansion is due to the missing $\mathcal{O}(g^6)$ term. Therefore, the calculation of the complete $\mathcal{O}(g^6)$ contribution is important.

Finally, we discussed the Casimir scaling of the static quark free energy. We have shown that Casimir scaling holds up to $\mathcal{O}(g^7)$, but at $\mathcal{O}(g^8)$ there may appear terms that break Casimir scaling. The fact that the breaking of Casimir scaling happens only at $\mathcal{O}(g^8)$ in the weak coupling expansion may explain the lattice results on the Polyakov loop in higher representations, which show approximate Casimir scaling in the high temperature region [20, 21].

ACKNOWLEDGMENTS

This work has been supported by the DFG grant BR 4058/1-2 “Effective field theories for heavy probes of hot plasma”, and by the DFG cluster of excellence “Origin and structure of the universe” (www.universe-cluster.de). P.P. was supported by U.S. Department of Energy under Contract No. de-sc0012704.

Appendix A: Gluon propagators

1. Feynman gauge

Feynman gauge is obtained by adding the gauge fixing term $(\partial_\mu A_\mu^a)^2/2$ to the Lagrangian, as well as the ghost Lagrangian $(\partial_\mu \bar{c}^a) D_\mu^{ab} c^b$. Then the free propagators for gluons D_0 and ghosts G_0 are given by

$$D_0 = \frac{\delta_{\mu\nu}}{k_0^2 + k^2} \quad \text{and} \quad G_0 = \frac{1}{k_0^2 + k^2}. \quad (\text{A1})$$

We will not explicitly display color indices, because they only appear in Kronecker deltas.

For the resummed gluon propagators we need to sum over all one-particle reducible diagrams, i.e., over all bubble insertions in a propagator, where the bubbles define the self-energy tensor $-\Pi_{\mu\nu}$. We can parametrize the self-energy tensor in the following way

$$\Pi = \begin{pmatrix} \Pi_{00} & \Pi_A k_0 k_j \\ \Pi_A k_i k_0 & \Pi_B \delta_{ij} + \Pi_C k_i k_j \end{pmatrix}, \quad (\text{A2})$$

which comprises all tensor structures allowed by rotational symmetry. Even though Feynman gauge is designed to be fully covariant under Lorentz transformations, the existence of the medium explicitly breaks the full Lorentz symmetry down to the rotational symmetry in the rest frame of the medium, so that the temporal and mixed components of the self-energy tensor Π_{00} and $\Pi_{i0} = \Pi_{0i}$ may have different coefficients than the corresponding tensor structures in the spatial components Π_{ij} . In other words, $\Pi_{00} \neq \Pi_B + \Pi_C k_0^2$ and $\Pi_A \neq \Pi_C$.

The sum over one-particle reducible diagrams constitutes a geometric series. So the resummed propagators are given by

$$D = D_0 \sum_{n=0}^{\infty} (-\Pi D_0)^n = D_0 (1 + \Pi D_0)^{-1} = (D_0^{-1} + \Pi)^{-1}, \quad (\text{A3})$$

and similarly for the ghosts. By inverting this matrix we get

$$D_{00} = \frac{k_0^2 + k^2 + \Pi_B + \Pi_C k^2}{(k_0^2 + k^2 + \Pi_{00})(k_0^2 + k^2 + \Pi_B + \Pi_C k^2) - \Pi_A^2 k_0^2 k^2}, \quad (\text{A4})$$

$$D_{i0} = \frac{-\Pi_A k_i k_0}{(k_0^2 + k^2 + \Pi_{00})(k_0^2 + k^2 + \Pi_B + \Pi_C k^2) - \Pi_A^2 k_0^2 k^2}, \quad (\text{A5})$$

$$D_{ij} = \frac{1}{k_0^2 + k^2 + \Pi_B} \left(\delta_{ij} - \frac{k_i k_j}{k^2} \right) + \frac{k_0^2 + k^2 + \Pi_{00}}{(k_0^2 + k^2 + \Pi_{00})(k_0^2 + k^2 + \Pi_B + \Pi_C k^2) - \Pi_A^2 k_0^2 k^2} \frac{k_i k_j}{k^2}. \quad (\text{A6})$$

We can rewrite these expressions in terms of the self-energy tensor as

$$D_{00} = \frac{1}{k_0^2 + k^2 + \Pi} \quad \text{and} \quad D_{ij} = \frac{1}{k_0^2 + k^2 + \Sigma_1} \left(\delta_{ij} - \frac{k_i k_j}{k^2} \right) + \frac{1}{k_0^2 + k^2 + \Sigma_2} \frac{k_i k_j}{k^2}, \quad (\text{A7})$$

where

$$\Pi = \Pi_{00} - \frac{\Pi_A^2 k_0^2 k^2}{k_0^2 + k^2 + \Pi_B + \Pi_C k^2} = \Pi_{00} - \frac{\Pi_{0i} \Pi_{i0}}{k_0^2 + k^2 + \Pi_{ij} k_i k_j / k^2}, \quad (\text{A8})$$

$$\Sigma_1 = \Pi_B = \frac{1}{d-1} \left(\Pi_{ii} - \frac{\Pi_{ij} k_i k_j}{k^2} \right), \quad (\text{A9})$$

$$\Sigma_2 = \Pi_B + \Pi_C k^2 - \frac{\Pi_A^2 k_0^2 k^2}{k_0^2 + k^2 + \Pi_{00}} = \frac{\Pi_{ij} k_i k_j}{k^2} - \frac{\Pi_{0i} \Pi_{i0}}{k_0^2 + k^2 + \Pi_{00}}, \quad (\text{A10})$$

and

$$D_{0l} = \frac{-\Pi_{0l}}{(k_0^2 + k^2 + \Pi_{00})(k_0^2 + k^2 + \Pi_{ij} k_i k_j / k^2) - \Pi_{0i} \Pi_{i0}}. \quad (\text{A11})$$

We see that, although the free Feynman propagator is diagonal, the resummed propagator is not.

The free ghost propagator G_0 as well as the ghost self-energy Γ are scalar functions, so the resummation of the geometric series for the full ghost propagator G is trivial:

$$G = (G_0^{-1} + \Gamma)^{-1} = \frac{1}{k_0^2 + k^2 + \Gamma}. \quad (\text{A12})$$

2. Static gauge

Static gauge [30] satisfies the gauge condition $\partial_0 A_0 = 0$, but this condition alone does not give an invertible propagator, so we need to modify it in order to fix the gauge also for the spatial gluons. This can be done by adding the gauge fixing term $(\partial_0 A_0 + \sqrt{\alpha/\xi} \nabla \cdot \mathbf{A}^a)^2 / 2\alpha$ and taking the limit $\alpha \rightarrow 0$, which gives back the original gauge condition. This limit would diverge in the Lagrangian, but leads to a finite propagator. The freedom in how to fix the gauge for the spatial gluons is reflected in the residual gauge fixing parameter ξ . The gauge condition on the spatial gluons is lifted for $\xi \rightarrow \infty$ and accordingly the propagator diverges in this limit.

The inverse of the free propagator can be read from the Lagrangian:

$$D_0^{-1} = \begin{pmatrix} \frac{k_0^2}{\alpha} + k^2 & - \left(1 - \frac{1}{\sqrt{\alpha\xi}} \right) k_0 k_j \\ - \left(1 - \frac{1}{\sqrt{\alpha\xi}} \right) k_i k_0 & (k_0^2 + k^2) \delta_{ij} - \left(1 - \frac{1}{\xi} \right) k_i k_j \end{pmatrix}, \quad (\text{A13})$$

which can be inverted to

$$D_0 = \begin{pmatrix} \frac{\alpha (\xi k_0^2 + k^2)}{(\sqrt{\xi} k_0^2 + \sqrt{\alpha} k^2)^2} & \frac{(\alpha \xi - \sqrt{\alpha \xi}) k_0 k_j}{(\sqrt{\xi} k_0^2 + \sqrt{\alpha} k^2)^2} \\ \frac{(\alpha \xi - \sqrt{\alpha \xi}) k_i k_0}{(\sqrt{\xi} k_0^2 + \sqrt{\alpha} k^2)^2} & \frac{1}{k_0^2 + k^2} \left(\delta_{ij} - \frac{k_i k_j}{k^2} \right) + \frac{\xi (k_0^2 + \alpha k^2)}{(\sqrt{\xi} k_0^2 + \sqrt{\alpha} k^2)^2} \frac{k_i k_j}{k^2} \end{pmatrix}$$

$$\stackrel{\alpha \rightarrow 0}{=} \begin{pmatrix} \frac{\delta_{k_0}}{k^2} & 0 \\ 0 & \frac{1 - \delta_{k_0}}{k_0^2 + k^2} \left(\delta_{ij} - \frac{k_i k_j}{k_0^2} \right) + \frac{\delta_{k_0}}{k^2} \left(\delta_{ij} - (1 - \xi) \frac{k_i k_j}{k^2} \right) \end{pmatrix}, \quad (\text{A14})$$

where by δ_{k_0} we mean for $k_0 = 2\pi T n$ with $n \in \mathbb{Z}$ that $\delta_{k_0} = \delta_{0n}$, i.e., selecting only the zero mode in the Matsubara sum. We see that the free propagator explicitly distinguishes between zero and nonzero modes. In particular, the 00 component of the propagator contains only the zero mode, which means that in position space it does not depend on the imaginary time coordinate, as required by the gauge condition.

The ghost Lagrangian is given by

$$\mathcal{L}_{gh} = \frac{1}{\sqrt{\alpha}} (\partial_0 \bar{c}^a) D_0^{ab} c^b + \frac{1}{\sqrt{\xi}} (\nabla \bar{c}^a) \cdot \mathbf{D}^{ab} c^b, \quad (\text{A15})$$

from which it follows that the free ghost propagator is

$$G_0 = \frac{\sqrt{\alpha \xi}}{\sqrt{\xi} k_0^2 + \sqrt{\alpha} k^2} \stackrel{\alpha \rightarrow 0}{=} \frac{\sqrt{\xi} \delta_{k_0}}{k^2}. \quad (\text{A16})$$

There is a ghost vertex with a temporal gluon that is proportional to $1/\sqrt{\alpha}$, so the $\alpha \rightarrow 0$ limit may potentially be problematic in this interaction. However, this vertex is also proportional to the Matsubara frequency k_0 of the outgoing ghost propagator, which means that only nonzero modes can participate in this interaction. The number of ghost propagators and ghost-gluon vertices is always the same in any loop diagram, so in the most singular diagrams, where all vertices are with a temporal gluon, the powers of $\sqrt{\alpha}$ cancel exactly between the vertices and the numerators of the propagators. Then the $\alpha \rightarrow 0$ limit can be taken without problems and all propagators are given by $1/k_0^2$, which is not singular because the zero-modes do not contribute. This makes all loop integrations scaleless and therefore vanish. If there are some vertices with spatial gluons, then there are more powers of $\sqrt{\alpha}$ in the numerator than in the denominator and the diagram vanishes trivially in the $\alpha \rightarrow 0$ limit.

So we see that the ghosts completely decouple from the temporal gluons. For the interactions with the spatial gluons the $\alpha \rightarrow 0$ limit is unproblematic. There is a factor of $1/\sqrt{\xi}$ at each vertex, which exactly cancels the $\sqrt{\xi}$ factor in the ghost propagators. So we can in fact simplify the ghost sector considerably, because as we have just shown the nonzero Matsubara frequencies, the parameter ξ , or interactions with temporal gluons are irrelevant. Therefore the modified ghost Lagrangian and free propagator

$$\mathcal{L}_{gh} = (\nabla \bar{c}^a) \cdot \mathbf{D}^{ab} c^b \quad \text{and} \quad G_0 = \frac{\delta_{k_0}}{k^2} \quad (\text{A17})$$

with static (i.e., independent of the imaginary time coordinate) ghost fields give exactly the same contributions as the more complicated Lagrangian given above.

For the resummed propagator we can use the same parametrization of the self-energy tensor as in Feynman gauge. Then we get

$$D_{00} = \frac{k_0^2 + k^2/\xi + \Pi_B + \Pi_C k^2}{(k_0^2/\alpha + k^2 + \Pi_{00}) (k_0^2 + k^2/\xi + \Pi_B + \Pi_C k^2) - (1 - 1/\sqrt{\alpha\xi} - \Pi_A)^2 k_0^2 k^2} \stackrel{\alpha \rightarrow 0}{=} \frac{\delta_{k_0}}{k^2 + \Pi_{00}}, \quad (\text{A18})$$

$$D_{i0} = \frac{(1 - 1/\sqrt{\alpha\xi} - \Pi_A) k_i k_0}{(k_0^2/\alpha + k^2 + \Pi_{00}) (k_0^2 + k^2/\xi + \Pi_B + \Pi_C k^2) - (1 - 1/\sqrt{\alpha\xi} - \Pi_A)^2 k_0^2 k^2} \stackrel{\alpha \rightarrow 0}{=} 0, \quad (\text{A19})$$

$$D_{ij} = \frac{1}{k_0^2 + k^2 + \Pi_B} \left(\delta_{ij} - \frac{k_i k_j}{k^2} \right) + \frac{k_0^2/\alpha + k^2 + \Pi_{00}}{(k_0^2/\alpha + k^2 + \Pi_{00}) (k_0^2 + k^2/\xi + \Pi_B + \Pi_C k^2) - (1 - 1/\sqrt{\alpha\xi} - \Pi_A)^2 k_0^2 k^2} \frac{k_i k_j}{k^2} \stackrel{\alpha \rightarrow 0}{=} \frac{1 - \delta_{k_0}}{k_0^2 + k^2 + \Pi_B} \left(\delta_{ij} + \frac{(1 - \Pi_C) k_i k_j}{k_0^2 + \Pi_B + \Pi_C k^2} \right) + \frac{\delta_{k_0}}{k^2 + \Pi_B} \left(\delta_{ij} - \frac{(1 - \xi + \xi \Pi_C) k_i k_j}{k^2 + \xi (\Pi_B + \Pi_C k^2)} \right). \quad (\text{A20})$$

Or in analogy to the functions Π , Σ_1 , and Σ_2 that we defined in Feynman gauge we can also write

$$D_{00} = \frac{\delta_{k_0}}{k^2 + \Pi}, \quad (\text{A21})$$

$$D_{i0} = D_{0j} = 0, \quad (\text{A22})$$

$$D_{ij} = \frac{1 - \delta_{k_0}}{k_0^2 + k^2 + \Sigma_1} \left(\delta_{ij} - \frac{k_i k_j}{k^2} \right) + \frac{1 - \delta_{k_0}}{k_0^2 + \Sigma_2} \frac{k_i k_j}{k^2} + \frac{\delta_{k_0}}{k^2 + \Sigma_1} \left(\delta_{ij} - \frac{k_i k_j}{k^2} \right) + \frac{\xi \delta_{k_0}}{k^2 + \xi \Sigma_2} \frac{k_i k_j}{k^2}, \quad (\text{A23})$$

where now

$$\Pi = \Pi_{00}, \quad \Sigma_1 = \Pi_B = \frac{1}{(d-1)k^2} (k^2 \Pi_{ii} - \Pi_{ij} k_i k_j), \quad \text{and} \quad \Sigma_2 = \Pi_B + \Pi_C k^2 = \frac{\Pi_{ij} k_i k_j}{k^2}. \quad (\text{A24})$$

The resummed ghost propagator follows trivially from the modified ghost Lagrangian.

$$G = \frac{\delta_{k_0}}{k^2 + \Gamma}. \quad (\text{A25})$$

For $\xi = 1$ the static part of the gluon propagator (i.e., $k_0 = 0$) has the same form as in Feynman gauge, which is why this choice is also called Feynman static gauge. The self-energy functions still differ between the two gauges. For $\xi = 0$ the static part of the propagator has the same form as in Coulomb gauge, so this choice could be called Coulomb static gauge.

3. Coulomb gauge

Coulomb gauge is defined by the gauge condition $\nabla \cdot \mathbf{A}^a = 0$. It can be implemented by adding the gauge fixing term $(\nabla \cdot \mathbf{A}^a)^2 / 2\xi$ to the Lagrangian as well as the ghost Lagrangian $(\nabla \bar{c}^a) \cdot \mathbf{D}^{ab} c^b$ with the limit $\xi \rightarrow 0$. If we compare this to the gauge fixing term in static gauge, we see that Coulomb gauge can also be obtained from there by first taking the limit $\alpha \rightarrow \infty$ and then $\xi \rightarrow 0$, so we can reuse all results from the previous section.

The free propagator is then given by

$$D_0 \stackrel{\xi \rightarrow 0}{=} \begin{pmatrix} \frac{1}{k^2} & 0 \\ 0 & \frac{1}{k_0^2 + k^2} \left(\delta_{ij} - \frac{k_i k_j}{k^2} \right) \end{pmatrix}, \quad (\text{A26})$$

and the resummed propagator by

$$D \stackrel{\xi \rightarrow 0}{=} \begin{pmatrix} \frac{1}{k^2 + \Pi} & 0 \\ 0 & \frac{1}{k_0^2 + k^2 + \Sigma_1} \left(\delta_{ij} - \frac{k_i k_j}{k^2} \right) \end{pmatrix}, \quad (\text{A27})$$

where the self-energy functions Π and Σ_1 are defined as in static gauge.

The temporal component of the propagator is the same as in static gauge, except that in Coulomb gauge also the nonzero Matsubara frequencies are allowed (although they do not

appear explicitly in the free propagator). The spatial part of the propagator is transversely polarized with respect to \mathbf{k} and the mixed temporal and spatial components vanish, such that the gauge condition is explicitly satisfied as $k_i D_{i\nu} = 0$. This relation holds for both the free and the resummed propagator, and only the coefficient Σ_1 of the transversely polarized part of the self-energy tensor remains in the propagator after the resummation.

After a redefinition of the ghost fields $(\bar{c}, c) \rightarrow \xi^{1/4}(\bar{c}, c)$, the limit $\xi \rightarrow 0$ eliminates the first term in (A15) and the free and resummed propagators are given by

$$G_0 = \frac{1}{k^2} \quad \text{and} \quad G = \frac{1}{k^2 + \Gamma}. \quad (\text{A28})$$

The ghosts only couple to spatial gluons like in static gauge.

Quantization in Coulomb gauge generates the so-called Schwinger-Christ-Lee term [56, 57]. This term is an α_s^2 suppressed term that involves a nonlocal interaction with transverse gluons. It is beyond the accuracy of the present work.

4. Phase-space Coulomb gauge

There exists an alternative formulation of Coulomb gauge QCD that is defined in the so-called phase-space formalism [58], which we will adapt here to the Euclidean space of the imaginary time formalism. An auxiliary field \mathbf{E} is introduced in the action S :

$$\begin{aligned} e^{-S} &= \exp \left[- \int_0^{1/T} d\tau \int d^3x \left(\frac{1}{4} F_{ij}^a F_{ij}^a + \frac{1}{2} F_{0i}^a F_{0i}^a \right) \right] \\ &= \mathcal{N}^{-1} \int \mathcal{D}E_i \exp \left[- \int_0^{1/T} d\tau \int d^3x \left(\frac{1}{4} F_{ij}^a F_{ij}^a + i E_i^a F_{0i}^a + \frac{1}{2} E_i^a E_i^a \right) \right]. \end{aligned} \quad (\text{A29})$$

This step can be interpreted such that now the chromoelectric field is treated as a dynamical variable. This interpretation originates from the equations of motion for the \mathbf{E} -field, which are $E_i^a = -i F_{0i}^a$ (the factor i is an effect of the imaginary time formalism, in Minkowski space it is absent). So we will call \mathbf{E} the electric field for the rest of this section. One can easily return to the original action, up to some irrelevant constant \mathcal{N} , by explicitly carrying out the path integral over the electric field, which is possible because it only appears in quadratic terms in the exponential.

With this new action we can calculate as if there was a seven-component gluon field A_α , where $\alpha = 0$ corresponds to A_0 , $\alpha = 1, 2, 3$ to \mathbf{A} , and $\alpha = 4, 5, 6$ to \mathbf{E} . The free

propagator $(D_0)_{\alpha\beta}$ will be the 7×7 matrix given through the quadratic terms of this gluon field as $A_\alpha (D_0^{-1})_{\alpha\beta} A_\beta$. In order to distinguish between the spatial gluon and electric field components in this unified description, we will use the propagator indices i, j and m, n exclusively for $\alpha, \beta = 1, 2, 3$ and $\alpha, \beta = 4, 5, 6$ respectively.

In order to fix the gauge we again introduce the terms $(\nabla \cdot \mathbf{A}^a)^2 / 2\xi$ and $(\nabla \bar{c}^a) \cdot \mathbf{D}^{ab} c^b$ into the Lagrangian. The ghost sector remains unchanged compared to standard Coulomb gauge, so we will only discuss the gluonic sector. Going from position to momentum space in the free action,

$$\begin{aligned}
S_0 &= \int_0^{1/T} d\tau \int d^3x \left[\frac{1}{2} (\partial_i A_j^a) (\partial_i A_j^a) - \frac{1}{2} (\partial_i A_j^a) (\partial_j A_i^a) + \frac{1}{2\xi} (\partial_i A_i^a) (\partial_j A_j^a) \right. \\
&\quad \left. + iE_i^a \partial_0 A_i^a - iE_i^a \partial_i A_0^a + \frac{1}{2} E_i^a E_i^a \right] \\
&= \sum_K \frac{1}{2} \left[A_i^a(-K) \left(k^2 \delta_{ij} - \frac{\xi - 1}{\xi} k_i k_j \right) A_j^a(K) - E_i^a(-K) k_0 A_i^a(K) + A_i^a(-K) k_0 E_i^a(K) \right. \\
&\quad \left. + E_i^a(-K) k_i A_0^a(K) - A_0^a(-K) k_i E_i^a(K) + \frac{1}{2} E_i^a(-K) E_i^a(K) \right] \\
&= \sum_K \left[\frac{1}{2} A_\alpha^a(-K) (D_0^{-1})_{\alpha\beta} A_\beta^a(K) \right], \tag{A30}
\end{aligned}$$

we get the inverse of the propagator as

$$D_0^{-1} = \begin{pmatrix} 0 & 0 & -k_n \\ 0 & k^2 \delta_{ij} - (1 - 1/\xi) k_i k_j & k_0 \delta_{in} \\ k_m & -k_0 \delta_{mj} & \delta_{mn} \end{pmatrix}, \tag{A31}$$

where we have written the 7×7 matrix in terms of $(1, 3, 3) \times (1, 3, 3)$ blocks. Inverting this and taking the $\xi \rightarrow 0$ limit, we get the free propagator:

$$D_0 = \begin{pmatrix} \frac{1}{k^2} & 0 & \frac{k_n}{k^2} \\ 0 & \frac{1}{k_0^2 + k^2} \left(\delta_{ij} - \frac{k_i k_j}{k^2} \right) & -\frac{k_0}{k_0^2 + k^2} \left(\delta_{in} - \frac{k_i k_n}{k^2} \right) \\ -\frac{k_m}{k^2} & \frac{k_0}{k_0^2 + k^2} \left(\delta_{mj} - \frac{k_m k_j}{k^2} \right) & \frac{k^2}{k_0^2 + k^2} \left(\delta_{mn} - \frac{k_m k_n}{k^2} \right) \end{pmatrix}. \tag{A32}$$

We see that the temporal and spatial components still have the same propagators as in the standard formalism, in particular they do not mix with each other for $\xi = 0$, but both do mix with the electric field. Also note that $D_0^T(K) = D_0(-K)$. This is of relevance for the

FIG. 8. All free propagators and interaction vertices in phase-space Coulomb gauge. Whenever there is an arrow specifying the direction of a momentum over a mixed propagator, opposite momenta will give the negative propagator.

off-diagonal terms, which have odd powers of the momentum in the numerator (the reason is that A_0 and \mathbf{A} are of mass dimension 1, while \mathbf{E} is of dimension 2).

The interaction part of the action is given by

$$S_{int} = \int_0^{1/T} d\tau \int d^3x \left[g f^{abc} (\partial_i A_j^a) A_i^b A_j^c + \frac{g^2}{4} f^{abe} f^{cde} A_i^a A_j^b A_i^c A_j^d - ig f^{abc} A_0^a E_i^b A_i^c \right]. \quad (\text{A33})$$

This gives the same three- and four-gluon vertices as in standard Coulomb gauge if only spatial gluons are involved, but the temporal gluons now interact with the spatial gluons only through a three-field vertex with an additional electric field and the simple coefficient $ig f^{abc} \delta_{im}$. All Feynman rules of phase-space Coulomb gauge are shown in Fig. 8.

For the resummed propagator we need to introduce a new parametrization of the self-energy tensor in the form a 7×7 -matrix:

$$\Pi = \begin{pmatrix} \Pi_{tt} & k_0 k_j \Pi_{ts} & -k_n \Pi_{te} \\ k_i k_0 \Pi_{ts} & \Pi_{ss1} \delta_{ij} + \Pi_{ss2} \frac{k_i k_j}{k^2} & k_0 \left(\Pi_{se1} \delta_{in} + \Pi_{se2} \frac{k_i k_n}{k^2} \right) \\ k_m \Pi_{te} & -k_0 \left(\Pi_{se1} \delta_{mj} + \Pi_{se2} \frac{k_m k_j}{k^2} \right) & \Pi_{ee1} \delta_{mn} + \Pi_{ee2} \frac{k_m k_n}{k^2} \end{pmatrix}, \quad (\text{A34})$$

where the labels t , s , and e stand for temporal, spatial, and electric respectively. Then the

resummed propagators are

$$D_{00} = \frac{1 + \Pi_{ee1} + \Pi_{ee2}}{k^2 (1 + \Pi_{te})^2 + (1 + \Pi_{ee1} + \Pi_{ee2}) \Pi_{tt}}, \quad (\text{A35})$$

$$D_{0j} = D_{i0} = 0, \quad (\text{A36})$$

$$D_{0n} = \frac{(1 + \Pi_{te}) k_n}{k^2 (1 + \Pi_{te})^2 + (1 + \Pi_{ee1} + \Pi_{ee2}) \Pi_{tt}}, \quad (\text{A37})$$

$$D_{m0} = \frac{-(1 + \Pi_{te}) k_m}{k^2 (1 + \Pi_{te})^2 + (1 + \Pi_{ee1} + \Pi_{ee2}) \Pi_{tt}}, \quad (\text{A38})$$

$$D_{ij} = \frac{1 + \Pi_{ee1}}{k_0^2 (1 + \Pi_{se1})^2 + k^2 (1 + \Pi_{ee1}) + (1 + \Pi_{ee1}) \Pi_{ss1}} \left(\delta_{ij} - \frac{k_i k_j}{k^2} \right), \quad (\text{A39})$$

$$D_{in} = \frac{-(1 + \Pi_{se1}) k_0}{k_0^2 (1 + \Pi_{se1})^2 + k^2 (1 + \Pi_{ee1}) + (1 + \Pi_{ee1}) \Pi_{ss1}} \left(\delta_{in} - \frac{k_i k_n}{k^2} \right), \quad (\text{A40})$$

$$D_{mj} = \frac{(1 + \Pi_{se1}) k_0}{k_0^2 (1 + \Pi_{se1})^2 + k^2 (1 + \Pi_{ee1}) + (1 + \Pi_{ee1}) \Pi_{ss1}} \left(\delta_{mj} - \frac{k_m k_j}{k^2} \right), \quad (\text{A41})$$

$$D_{mn} = \frac{k^2 + \Pi_{ss1}}{k_0^2 (1 + \Pi_{se1})^2 + k^2 (1 + \Pi_{ee1}) + (1 + \Pi_{ee1}) \Pi_{ss1}} \left(\delta_{mn} - \frac{k_m k_n}{k^2} \right) + \frac{\Pi_{tt}}{k^2 (1 + \Pi_{te})^2 + (1 + \Pi_{ee1} + \Pi_{ee2}) \Pi_{tt}} \frac{k_m k_n}{k^2}. \quad (\text{A42})$$

We see that the self-energy components that are proportional to k_i or k_j (i.e., Π_{ts} , Π_{ss2} , and Π_{se2}) do not appear at all, while the ones that are proportional only to k_m or k_n (i.e., Π_{te} and Π_{ee2}), appear only in D_{00} , D_{m0} , D_{0n} , and D_{mn} . The reason for this is that every free propagator with a spatial gluon index i or j is proportional to the transverse projector $\delta_{ij} - k_i k_j / k^2$, so the self-energy components Π_{ts} , Π_{ss2} , and Π_{se2} drop out of the geometric series. Since only the δ_{ij} self-energy terms remain in the geometric series for D_{ij} , D_{in} , and D_{mj} , also the resummed propagators are proportional to the transverse projector. A mixing of temporal and spatial gluons is still not possible, because $(D_0)_{i0}$ and $(D_0)_{0j}$ are zero from the outset and intermediate electric field contributions like, e.g., $(D_0)_{in} \Pi_{nm} (D_0)_{m0}$ or $(D_0)_{in} \Pi_{n0} (D_0)_{00}$ always involve a contraction of the transverse projector with the momentum k_m , either from the self-energy or the $(D_0)_{m0}$ propagator. In the case of the propagators D_{00} , D_{m0} , D_{0n} , and D_{mn} , there appear terms in the geometric series without any transverse projectors, so those propagators also depend on the self-energy terms Π_{te} and Π_{ee2} . Also note that, in contrast to the free propagator, the resummed D_{mn} contains a part that is not proportional to the transverse projector, which comes, e.g., from terms like $(D_0)_{m0} \Pi_{00} (D_0)_{0n}$.

5. Expansions of the propagators

In the small coupling case the two energy scales T and $m_D \sim gT$ are well separated, so we expand the propagators accordingly. The Matsubara frequencies are always of order T and the momentum k can be either of order T or m_D . The self-energy functions are at least of order g^2T^2 , so if k is of order T then the propagators have to be expanded in the self-energy, which is equivalent to using free propagators instead of resummed propagators.

If k is of order m_D but k_0 is not zero, then the propagators also have to be expanded in k^2/k_0^2 , which leads to scaleless integrals in most cases (and in all integrals appearing in this paper). An exception to this are the temporal propagators in static and Coulomb gauge, which do not have a k_0^2 term in the denominator.

If k is of order m_D and k_0 is zero, then the leading term of the self-energy may be of the same order as k^2 and the propagator has to be expanded in the next-to-leading terms. It is known that only the self-energy in the temporal propagator has a term of order g^2T^2 , which is gauge invariant and given by the square of the Debye mass m_D^2 , see Eq. (2). In Coulomb gauge, the free propagator is independent of the Matsubara frequencies. The self-energy, however, is such that it is of order g^2T^2 for the zero mode, while it is of higher order for the other frequencies. The self-energies in the spatial propagator start at order g^4T^2 , therefore the spatial propagator has to be expanded and we can use the free one.

It is a straightforward calculation to show that also in the phase-space Coulomb gauge (PSCG) only Π_{tt} has a term of order g^2T^2 and this is again given by m_D^2 . All other self-energies need to be expanded, see Eqs. (A35)-(A42). Therefore, the spatial and mixed spatial-electric propagators remain massless, but the electric and mixed temporal-electric propagators also get massive denominators.

We summarize here the propagators in different gauges in the leading order expansion for $k_0 = 0$ and $k \sim m_D$.

$$D^{FG} = \begin{pmatrix} \frac{1}{k^2 + m_D^2} & 0 \\ 0 & \frac{\delta_{ij}}{k^2} \end{pmatrix}, \quad D^{SG} = \begin{pmatrix} \frac{1}{k^2 + m_D^2} & 0 \\ 0 & \frac{1}{k^2} \left(\delta_{ij} - (1 - \xi) \frac{k_i k_j}{k^2} \right) \end{pmatrix}, \quad (\text{A43})$$

$$D^{CG} = D^{SG}|_{\xi=0}, \quad D^{PSCG} = \begin{pmatrix} \frac{1}{k^2 + m_D^2} & 0 & \frac{k_n}{k^2 + m_D^2} \\ 0 & \frac{1}{k^2} \left(\delta_{ij} - \frac{k_i k_j}{k^2} \right) & 0 \\ -\frac{k_m}{k^2 + m_D^2} & 0 & \delta_{mn} - \frac{k_m k_n}{k^2 + m_D^2} \end{pmatrix}. \quad (\text{A44})$$

Appendix B: Electric scale two-loop integrals

In this appendix, we will explicitly write down the integrals and their results for all the two-loop self-energy diagrams at the scale m_D . In order to calculate the integrals we make use of an algorithm that systematically reduces the integrals to a handful of master integrals by the method of integration by parts and then replaces these master integrals by their known values. More details on this algorithm can be found in appendix D.

All relevant diagrams for $\Pi_{m_D}^{(2)}(0, k \sim m_D)$ are shown in Fig. 1. As explained in appendix A 5, only temporal gluons carry the Debye mass in the propagator, so it makes sense to visually distinguish between temporal and spatial gluons in the diagrams. All Matsubara frequencies are assumed to be zero, which means that a vertex with one temporal gluon and two spatial gluons or ghosts (if they are required by the chosen gauge) cannot appear, because it would be proportional to the Matsubara frequencies. This is why there are no three-gluon vertices with just one temporal gluon in all the diagrams of Fig. 1. Tadpole diagrams with only spatial gluons or ghosts are scaleless and therefore have been omitted in Fig. 1. Fermion propagators do not have zero-modes, so also light quark loops cannot contribute to $\Pi_{m_D}^{(2)}(0, k \sim m_D)$.

We will do the calculation explicitly in Feynman, Coulomb, and phase-space Coulomb gauge. In the case of the static gauge we will not perform the calculation for a generic gauge fixing parameter ξ . For $\xi = 1$ and $\xi = 0$ the calculation is identical to the one in Feynman and Coulomb gauge, respectively.

The color factors of the two-loop self-energy can be calculated using the quadratic Casimir of the adjoint representation and the Jacobi identity:

$$\text{Tr}[T_A^a T_A^b] = (-i f^{acd})(-i f^{bcd}) = f^{acd} f^{bcd} = C_A \delta^{ab}, \quad (\text{B1})$$

$$f^{abe} f^{ecd} + f^{bce} f^{ead} + f^{cae} f^{ebd} = 0. \quad (\text{B2})$$

With these we get

$$f^{acd} f^{dce} f^{egh} f^{hgb} = (-C_A \delta^{ae})(-C_A \delta^{eb}) = C_A^2 \delta^{ab}, \quad (\text{B3})$$

$$f^{acd} f^{dgh} f^{hge} f^{ecb} = -C_A f^{acd} f^{dcb} = C_A^2 \delta^{ab}, \quad (\text{B4})$$

$$f^{acd} f^{cge} f^{deh} f^{hgb} = -\frac{1}{2} f^{acd} (f^{cge} f^{edh} + f^{che} f^{egd}) f^{hgb} = \frac{1}{2} f^{acd} f^{dce} f^{egh} f^{hgb} = \frac{1}{2} C_A^2 \delta^{ab}. \quad (\text{B5})$$

All color factors are given by these expressions or combinations thereof. Symmetry factors appear only when gluons of the same type (temporal or spatial) can be exchanged, which is the case for L_3 , L_8 , L_9 , L_{10} , and L_{12} , although in the case of L_3 , L_8 , and L_{12} one symmetry factor $1/2$ is compensated by a factor 2 from the four-gluon vertices. From the vertices we either get $(ig)^4$, $(ig)^2(-g^2)$ or $(-g^2)^2$, which is equal to g^4 in each case. So no additional signs arise from the vertices, but the ghost loop gets a minus due to its Grassmann nature.

Then we have

$$C(L_1) = C(L_2) = -C(L_8) = C(L_9) = C(L_{10}) = \frac{1}{2} C_A^2, \quad (\text{B6})$$

$$C(L_7) = -C(L_{11}) = -C(L_{12}) = C_A^2, \quad (\text{B7})$$

$$C(L_3) = -C(L_4) = -C(L_5) = -C(L_6) = \frac{3}{2} C_A^2. \quad (\text{B8})$$

1. Feynman gauge

We will call the momenta in the diagrams of Fig. 1 in such a way that k appears in each temporal gluon propagator (even in the temporal gluon loops in L_8 , L_{10} and L_{12} through a shift of the loop momentum by k), while the additional loop momenta will be called p and q . In the denominator only the combinations $\mathbf{k} + \mathbf{p}$, $\mathbf{k} + \mathbf{q}$, and either $\mathbf{k} + \mathbf{p} + \mathbf{q}$ or $\mathbf{p} - \mathbf{q}$ can appear. The reason for this choice is that with this momentum configuration the integrals are already in the form required by the algorithm described in appendix D. We will use the abbreviation $P(\mathbf{k}) = \mathbf{k}^2 + m_D^2$. L_5 and L_6 are the same up to a relabeling of the momenta, so we will calculate them together. Then we have

$$\begin{aligned} L_1 &= -\frac{C_R C_A^2 g^6}{4} \int \int \int_{k,p,q \sim m_D} \frac{2T(2k_i + p_i)(p^2 \delta_{ij} - p_i p_j + q^2 \delta_{ij} - q_i q_j - (\mathbf{p} \cdot \mathbf{q}) \delta_{ij} + p_i q_j)(2k_j + q_j)}{\mathbf{p}^2 (\mathbf{p} - \mathbf{q})^2 \mathbf{q}^2 P(\mathbf{k} + \mathbf{p}) P(\mathbf{k} + \mathbf{q}) P(\mathbf{k})^2} \\ &= \frac{C_R C_A^2 \alpha_s^3 T}{m_D} \left[-\frac{1}{32\epsilon} - \frac{7}{32} + \frac{3}{32} \gamma_E - \frac{\pi^2}{24} - \frac{3}{32} \ln \frac{\pi \mu^2}{m_D^2} + \mathcal{O}(\epsilon) \right], \end{aligned} \quad (\text{B9})$$

$$\begin{aligned}
L_2 &= -\frac{C_R C_A^2 g^6}{4} \iiint_{k,p,q \sim m_D} \frac{T [(2\mathbf{k} + \mathbf{p}) \cdot (2\mathbf{k} + \mathbf{p} + 2\mathbf{q})] [(2\mathbf{k} + \mathbf{q}) \cdot (2\mathbf{k} + 2\mathbf{p} + \mathbf{q})]}{\mathbf{p}^2 \mathbf{q}^2 P(\mathbf{k} + \mathbf{p}) P(\mathbf{k} + \mathbf{q}) P(\mathbf{k} + \mathbf{p} + \mathbf{q}) P(\mathbf{k})^2} \\
&= \frac{C_R C_A^2 \alpha_s^3 T}{m_D} \left[-\frac{1}{32\epsilon} - \frac{1}{4} + \frac{3}{32} \gamma_E - \frac{\pi^2}{12} - \frac{3}{32} \ln \frac{\pi \mu^2}{256 m_D^2} + \mathcal{O}(\epsilon) \right], \tag{B10}
\end{aligned}$$

$$\begin{aligned}
L_3 &= -\frac{3C_R C_A^2 g^6}{4} \iiint_{k,p,q \sim m_D} \frac{T d}{\mathbf{p}^2 (\mathbf{p} - \mathbf{q})^2 P(\mathbf{k} + \mathbf{q}) P(\mathbf{k})^2} \\
&= \frac{C_R C_A^2 \alpha_s^3 T}{m_D} \left[-\frac{9}{32\epsilon} - \frac{3}{8} + \frac{27}{32} \gamma_E - \frac{27}{32} \ln \frac{\pi \mu^2}{m_D^2} + \mathcal{O}(\epsilon) \right], \tag{B11}
\end{aligned}$$

$$\begin{aligned}
L_4 &= \frac{3C_R C_A^2 g^6}{4} \iiint_{k,p,q \sim m_D} \frac{T (2\mathbf{k} + \mathbf{p}) \cdot (2\mathbf{k} + \mathbf{q})}{\mathbf{p}^2 \mathbf{q}^2 P(\mathbf{k} + \mathbf{p}) P(\mathbf{k} + \mathbf{q}) P(\mathbf{k})^2} \\
&= \frac{C_R C_A^2 \alpha_s^3 T}{m_D} \left[\frac{39}{32} + \mathcal{O}(\epsilon) \right], \tag{B12}
\end{aligned}$$

$$\begin{aligned}
L_5 + L_6 &= \frac{3C_R C_A^2 g^6}{4} \iiint_{k,p,q \sim m_D} \frac{2T (2\mathbf{k} + \mathbf{p}) \cdot (2\mathbf{k} + \mathbf{p} + \mathbf{q})}{\mathbf{p}^2 (\mathbf{p} - \mathbf{q})^2 P(\mathbf{k} + \mathbf{p}) P(\mathbf{k} + \mathbf{q}) P(\mathbf{k})^2} \\
&= \frac{C_R C_A^2 \alpha_s^3 T}{m_D} \left[\frac{9}{32\epsilon} - \frac{3}{16} - \frac{27}{32} \gamma_E + \frac{\pi^2}{8} + \frac{27}{32} \ln \frac{\pi \mu^2}{m_D^2} + \mathcal{O}(\epsilon) \right], \tag{B13}
\end{aligned}$$

$$\begin{aligned}
L_7 &= -\frac{C_R C_A^2 g^6}{2} \iiint_{k,p,q \sim m_D} \frac{T (2\mathbf{k} + \mathbf{p})^2 (2\mathbf{k} + \mathbf{p} + \mathbf{q})^2}{\mathbf{p}^2 (\mathbf{p} - \mathbf{q})^2 P(\mathbf{k} + \mathbf{p})^2 P(\mathbf{k} + \mathbf{q}) P(\mathbf{k})^2} \\
&= \frac{C_R C_A^2 \alpha_s^3 T}{m_D} \left[-\frac{1}{8\epsilon} - \frac{9}{8} + \frac{3}{8} \gamma_E - \frac{3}{8} \ln \frac{\pi \mu^2}{m_D^2} + \mathcal{O}(\epsilon) \right], \tag{B14}
\end{aligned}$$

$$\begin{aligned}
L_8 &= \frac{C_R C_A^2 g^6}{4} \iiint_{k,p,q \sim m_D} \frac{T (2\mathbf{k} + \mathbf{p} + \mathbf{q})^2}{((\mathbf{p} - \mathbf{q})^2)^2 P(\mathbf{k} + \mathbf{p}) P(\mathbf{k} + \mathbf{q}) P(\mathbf{k})^2} \\
&= \frac{C_R C_A^2 \alpha_s^3 T}{m_D} \left[-\frac{1}{32\epsilon} + \frac{3}{32} \gamma_E - \frac{3}{32} \ln \frac{\pi \mu^2}{m_D^2} + \mathcal{O}(\epsilon) \right], \tag{B15}
\end{aligned}$$

$$\begin{aligned}
L_9 &= -\frac{C_R C_A^2 g^6}{4} \iiint_{k,p,q \sim m_D} \frac{T (2k_i + p_i) (2k_j + p_j)}{P(\mathbf{k} + \mathbf{p}) P(\mathbf{k})^2} \\
&\quad \times \frac{(5p^2 \delta_{ij} - (6-d)p_i p_j + 2q^2 \delta_{ij} - (6-4d)q_i q_j - 2(\mathbf{p} \cdot \mathbf{q}) \delta_{ij} + (6-4d)p_i q_j)}{(\mathbf{p}^2)^2 (\mathbf{p} - \mathbf{q})^2 \mathbf{q}^2} \\
&= \frac{C_R C_A^2 \alpha_s^3 T}{m_D} \left[\frac{13}{64\epsilon} - \frac{19}{32} - \frac{39}{64} \gamma_E + \frac{39}{64} \ln \frac{\pi \mu^2}{m_D^2} + \mathcal{O}(\epsilon) \right], \tag{B16}
\end{aligned}$$

$$\begin{aligned}
L_{10} &= -\frac{C_R C_A^2 g^6}{4} \iiint_{k,p,q \sim m_D} \frac{T [(2\mathbf{k} + \mathbf{p}) \cdot (2\mathbf{k} + \mathbf{p} + 2\mathbf{q})]^2}{(\mathbf{p}^2)^2 P(\mathbf{k} + \mathbf{p}) P(\mathbf{k} + \mathbf{q}) P(\mathbf{k} + \mathbf{p} + \mathbf{q}) P(\mathbf{k})^2} \\
&= \frac{C_R C_A^2 \alpha_s^3 T}{m_D} \left[-\frac{5}{48} + \frac{1}{6} \ln 2 + \mathcal{O}(\epsilon) \right], \tag{B17}
\end{aligned}$$

$$\begin{aligned}
L_{11} &= \frac{C_R C_A^2 g^6}{2} \int \int \int_{k, p, q \sim m_D} \frac{T [(2\mathbf{k} + \mathbf{p}) \cdot (-\mathbf{q})] [(2\mathbf{k} + \mathbf{p}) \cdot (\mathbf{p} - \mathbf{q})]}{(\mathbf{p}^2)^2 (\mathbf{p} - \mathbf{q})^2 \mathbf{q}^2 P(\mathbf{k} + \mathbf{p}) P(\mathbf{k})^2} \\
&= \frac{C_R C_A^2 \alpha_s^3 T}{m_D} \left[\frac{1}{64\epsilon} - \frac{1}{32} - \frac{3}{64} \gamma_E + \frac{3}{64} \ln \frac{\pi \mu^2}{m_D^2} + \mathcal{O}(\epsilon) \right], \tag{B18}
\end{aligned}$$

$$\begin{aligned}
L_{12} &= \frac{C_R C_A^2 g^6}{2} \int \int \int_{k, p, q \sim m_D} \frac{T (2\mathbf{k} + \mathbf{p})^2}{(\mathbf{p}^2)^2 P(\mathbf{k} + \mathbf{p}) P(\mathbf{k} + \mathbf{q}) P(\mathbf{k})^2} \\
&= \frac{C_R C_A^2 \alpha_s^3 T}{m_D} \left[\frac{1}{8} + \mathcal{O}(\epsilon) \right]. \tag{B19}
\end{aligned}$$

We also have to include the contribution from the square of the one-loop self-energy in order to get a gauge invariant result. This contribution can also be put into the form required by the algorithm:

$$\begin{aligned}
-\frac{C_R g^2}{2T} \int_{k \sim m_D} \frac{(\Pi_{m_D}^{(1)}(0, k))^2}{(k^2 + m_D^2)^3} &= -\frac{C_R C_A^2 g^6}{2} \int \int \int_{k, p, q \sim m_D} \frac{T (2\mathbf{k} + \mathbf{p})^2 (2\mathbf{k} + \mathbf{q})^2}{\mathbf{p}^2 \mathbf{q}^2 P(\mathbf{k} + \mathbf{p}) P(\mathbf{k} + \mathbf{q}) P(\mathbf{k})^3} \\
&= \frac{C_R C_A^2 \alpha_s^3 T}{m_D} \left[-\frac{5}{16} - \frac{\pi^2}{12} + \mathcal{O}(\epsilon) \right]. \tag{B20}
\end{aligned}$$

The sum of all these terms then gives the $\mathcal{O}(g^5)$ contribution from the scale m_D :

$$D_1 \Big|_{g^5, m_D} = -\frac{C_R C_A^2 \alpha_s^3 T}{m_D} \left[\frac{89}{48} + \frac{\pi^2}{12} - \frac{11}{12} \ln 2 \right]. \tag{B21}$$

2. Coulomb gauge

In Coulomb gauge we have

$$\begin{aligned}
L_1 &= -\frac{C_R C_A^2 g^6}{4} \int \int \int_{k, p, q \sim m_D} \frac{-16T}{\mathbf{p}^2 (\mathbf{p} - \mathbf{q})^2 \mathbf{q}^2 P(\mathbf{k} + \mathbf{p}) P(\mathbf{k} + \mathbf{q}) P(\mathbf{k})^2} \\
&\times \left[\left(\mathbf{k} \cdot \mathbf{q} - \frac{(\mathbf{k} \cdot \mathbf{p})(\mathbf{p} \cdot \mathbf{q})}{\mathbf{p}^2} \right) \left(\mathbf{k} \cdot \mathbf{p} - \frac{(\mathbf{k} \cdot \mathbf{q})(\mathbf{p} \cdot \mathbf{q})}{\mathbf{q}^2} \right) \left(1 + \frac{\mathbf{k} \cdot (\mathbf{p} + \mathbf{q})}{(\mathbf{p} - \mathbf{q})^2} \right) \right. \\
&+ \left(\mathbf{k}^2 - \frac{(\mathbf{k} \cdot \mathbf{p})^2}{\mathbf{p}^2} \right) \left(\mathbf{k} \cdot \mathbf{p} - \frac{(\mathbf{k} \cdot \mathbf{q})(\mathbf{p} \cdot \mathbf{q})}{\mathbf{q}^2} \right) \left(1 - \frac{\mathbf{q}^2}{(\mathbf{p} - \mathbf{q})^2} \right) \\
&+ \left(\mathbf{k} \cdot \mathbf{q} - \frac{(\mathbf{k} \cdot \mathbf{p})(\mathbf{p} \cdot \mathbf{q})}{\mathbf{p}^2} \right) \left(\mathbf{k}^2 - \frac{(\mathbf{k} \cdot \mathbf{q})^2}{\mathbf{q}^2} \right) \left(1 - \frac{\mathbf{p}^2}{(\mathbf{p} - \mathbf{q})^2} \right) \\
&\left. - \frac{\mathbf{p}^2 \mathbf{q}^2 - (\mathbf{p} \cdot \mathbf{q})^2}{(\mathbf{p} - \mathbf{q})^2} \left(\mathbf{k}^2 - \frac{(\mathbf{k} \cdot \mathbf{p})^2}{\mathbf{p}^2} - \frac{(\mathbf{k} \cdot \mathbf{q})^2}{\mathbf{q}^2} + \frac{(\mathbf{k} \cdot \mathbf{p})(\mathbf{k} \cdot \mathbf{q})(\mathbf{p} \cdot \mathbf{q})}{\mathbf{p}^2 \mathbf{q}^2} \right) \right] \\
&= \frac{C_R C_A^2 \alpha_s^3 T}{m_D} \left[\frac{1}{8} - \frac{\pi^2}{24} + \mathcal{O}(\epsilon) \right], \tag{B22}
\end{aligned}$$

$$\begin{aligned}
L_2 &= -\frac{C_R C_A^2 g^6}{4} \iiint_{k,p,q \sim m_D} \frac{16T}{\mathbf{p}^2 \mathbf{q}^2 P(\mathbf{k} + \mathbf{p}) P(\mathbf{k} + \mathbf{q}) P(\mathbf{k} + \mathbf{p} + \mathbf{q}) P(\mathbf{k})^2} \\
&\quad \times \left[\mathbf{k} \cdot (\mathbf{k} + \mathbf{q}) - \frac{(\mathbf{k} \cdot \mathbf{p})(\mathbf{k} \cdot \mathbf{p} + \mathbf{p} \cdot \mathbf{q})}{\mathbf{p}^2} \right] \left[\mathbf{k} \cdot (\mathbf{k} + \mathbf{p}) - \frac{(\mathbf{k} \cdot \mathbf{q})(\mathbf{k} \cdot \mathbf{q} + \mathbf{p} \cdot \mathbf{q})}{\mathbf{q}^2} \right] \\
&= \frac{C_R C_A^2 \alpha_s^3 T}{m_D} \left[\frac{1}{8} + \frac{3}{4} \ln 2 - \frac{\pi^2}{12} + \mathcal{O}(\epsilon) \right], \tag{B23}
\end{aligned}$$

$$\begin{aligned}
L_3 &= -\frac{3C_R C_A^2 g^6}{4} \iiint_{k,p,q \sim m_D} \frac{T}{\mathbf{p}^2 \mathbf{q}^2 P(\mathbf{k} + \mathbf{p} + \mathbf{q}) P(\mathbf{k})^2} \left[d - 2 + \frac{(\mathbf{p} \cdot \mathbf{q})^2}{\mathbf{p}^2 \mathbf{q}^2} \right] \\
&= \frac{C_R C_A^2 \alpha_s^3 T}{m_D} \left[-\frac{9}{64\epsilon} - \frac{3}{64} + \frac{27}{64} \gamma_E - \frac{27}{64} \ln \frac{\pi \mu^2}{m_D^2} + \mathcal{O}(\epsilon) \right], \tag{B24}
\end{aligned}$$

$$\begin{aligned}
L_4 &= \frac{3C_R C_A^2 g^6}{4} \iiint_{k,p,q \sim m_D} \frac{4T [\mathbf{k}^2 \mathbf{p}^2 \mathbf{q}^2 - (\mathbf{k} \cdot \mathbf{p})^2 \mathbf{q}^2 - (\mathbf{k} \cdot \mathbf{q})^2 \mathbf{p}^2 + (\mathbf{k} \cdot \mathbf{p})(\mathbf{k} \cdot \mathbf{q})(\mathbf{p} \cdot \mathbf{q})]}{(\mathbf{p}^2)^2 (\mathbf{q}^2)^2 P(\mathbf{k} + \mathbf{p}) P(\mathbf{k} + \mathbf{q}) P(\mathbf{k})^2} \\
&= \frac{C_R C_A^2 \alpha_s^3 T}{m_D} \left[\frac{15}{8} - \frac{\pi^2}{8} + \mathcal{O}(\epsilon) \right], \tag{B25}
\end{aligned}$$

$$\begin{aligned}
L_5 + L_6 &= \frac{3C_R C_A^2 g^6}{2} \iiint_{k,p,q \sim m_D} \frac{4T}{\mathbf{p}^2 \mathbf{q}^2 P(\mathbf{k} + \mathbf{p}) P(\mathbf{k} + \mathbf{p} + \mathbf{q}) P(\mathbf{k})^2} \\
&\quad \times \left[\mathbf{k}^2 - \frac{(\mathbf{k} \cdot \mathbf{p})^2}{\mathbf{p}^2} - \frac{(\mathbf{k} \cdot \mathbf{q})(\mathbf{k} \cdot \mathbf{q} + \mathbf{p} \cdot \mathbf{q})}{\mathbf{q}^2} + \frac{(\mathbf{k} \cdot \mathbf{p})(\mathbf{k} \cdot \mathbf{q} + \mathbf{p} \cdot \mathbf{q})(\mathbf{p} \cdot \mathbf{q})}{\mathbf{p}^2 \mathbf{q}^2} \right] \\
&= \frac{C_R C_A^2 \alpha_s^3 T}{m_D} \left[-\frac{3}{2} + \frac{\pi^2}{4} + \mathcal{O}(\epsilon) \right], \tag{B26}
\end{aligned}$$

$$\begin{aligned}
L_7 &= -\frac{C_R C_A^2 g^6}{2} \iiint_{k,p,q \sim m_D} \frac{16T [\mathbf{k}^2 \mathbf{p}^2 - (\mathbf{k} \cdot \mathbf{p})^2] [(\mathbf{k} + \mathbf{p})^2 \mathbf{q}^2 - (\mathbf{k} \cdot \mathbf{q} + \mathbf{p} \cdot \mathbf{q})^2]}{(\mathbf{p}^2)^2 (\mathbf{q}^2)^2 P(\mathbf{k} + \mathbf{p})^2 P(\mathbf{k} + \mathbf{p} + \mathbf{q}) P(\mathbf{k})^2} \\
&= \frac{C_R C_A^2 \alpha_s^3 T}{m_D} \left[-\frac{9}{8} + \mathcal{O}(\epsilon) \right], \tag{B27}
\end{aligned}$$

$$\begin{aligned}
L_8 &= \frac{C_R C_A^2 g^6}{4} \iiint_{k,p,q \sim m_D} \frac{4T [(\mathbf{k} + \mathbf{q})^2 \mathbf{p}^2 - (\mathbf{k} \cdot \mathbf{p} + \mathbf{p} \cdot \mathbf{q})^2]}{(\mathbf{p}^2)^3 P(\mathbf{k} + \mathbf{q}) P(\mathbf{k} + \mathbf{p} + \mathbf{q}) P(\mathbf{k})^2} \\
&= \frac{C_R C_A^2 \alpha_s^3 T}{m_D} \left[-\frac{1}{32\epsilon} + \frac{3}{32} \gamma_E - \frac{3}{32} \ln \frac{\pi \mu^2}{m_D^2} + \mathcal{O}(\epsilon) \right], \tag{B28}
\end{aligned}$$

$$\begin{aligned}
L_9 &= -\frac{C_R C_A^2 g^6}{4} \iiint_{k,p,q \sim m_D} \frac{16T}{(\mathbf{p}^2)^2 (\mathbf{p} - \mathbf{q})^2 \mathbf{q}^2 P(\mathbf{k} + \mathbf{p}) P(\mathbf{k})^2} \\
&\quad \times \left[\left(\mathbf{k}^2 - \frac{(\mathbf{k} \cdot \mathbf{p})^2}{\mathbf{p}^2} \right) (\mathbf{p}^2 \mathbf{q}^2 - (\mathbf{p} \cdot \mathbf{q})^2) \left(\frac{1}{(\mathbf{p} - \mathbf{q})^2} + \frac{1}{\mathbf{q}^2} \right) \right. \\
&\quad \left. + \left(\mathbf{k} \cdot \mathbf{q} - \frac{(\mathbf{k} \cdot \mathbf{p})(\mathbf{p} \cdot \mathbf{q})}{\mathbf{p}^2} \right)^2 \left(d - 1 - \frac{\mathbf{p}^2 \mathbf{q}^2 - (\mathbf{p} \cdot \mathbf{q})^2}{(\mathbf{p} - \mathbf{q})^2 \mathbf{q}^2} \right) \right] \\
&= \frac{C_R C_A^2 \alpha_s^3 T}{m_D} \left[\frac{5}{32\epsilon} - \frac{43}{64} - \frac{15}{32} \gamma_E + \frac{15}{32} \ln \frac{\pi \mu^2}{m_D^2} + \mathcal{O}(\epsilon) \right], \tag{B29}
\end{aligned}$$

$$\begin{aligned}
L_{10} &= -\frac{C_R C_A^2 g^6}{4} \int \int \int_{k,p,q \sim m_D} \frac{16T [(\mathbf{k}^2 + \mathbf{k} \cdot \mathbf{q}) \mathbf{p}^2 - (\mathbf{k} \cdot \mathbf{p})(\mathbf{k} \cdot \mathbf{p} + \mathbf{p} \cdot \mathbf{q})]^2}{(\mathbf{p}^2)^4 P(\mathbf{k} + \mathbf{p}) P(\mathbf{k} + \mathbf{q}) P(\mathbf{k} + \mathbf{p} + \mathbf{q}) P(\mathbf{k})^2} \\
&= \frac{C_R C_A^2 \alpha_s^3 T}{m_D} \left[-\frac{5}{48} + \frac{1}{6} \ln 2 + \mathcal{O}(\epsilon) \right], \tag{B30}
\end{aligned}$$

$$\begin{aligned}
L_{11} &= \frac{C_R C_A^2 g^6}{2} \int \int \int_{k,p,q \sim m_D} \frac{4T [(\mathbf{k} \cdot \mathbf{q}) \mathbf{p}^2 - (\mathbf{k} \cdot \mathbf{p})(\mathbf{p} \cdot \mathbf{q})]^2}{(\mathbf{p}^2)^4 (\mathbf{p} - \mathbf{q})^2 \mathbf{q}^2 P(\mathbf{k} + \mathbf{p}) P(\mathbf{k})^2} \\
&= \frac{C_R C_A^2 \alpha_s^3 T}{m_D} \left[\frac{1}{64\epsilon} - \frac{1}{32} - \frac{3}{64} \gamma_E + \frac{3}{64} \ln \frac{\pi \mu^2}{m_D^2} + \mathcal{O}(\epsilon) \right], \tag{B31}
\end{aligned}$$

$$\begin{aligned}
L_{12} &= \frac{C_R C_A^2 g^6}{2} \int \int \int_{k,p,q \sim m_D} \frac{4T [\mathbf{k}^2 \mathbf{p}^2 - (\mathbf{k} \cdot \mathbf{p})^2]}{(\mathbf{p}^2)^3 P(\mathbf{k} + \mathbf{p}) P(\mathbf{k} + \mathbf{q}) P(\mathbf{k})^2} \\
&= \frac{C_R C_A^2 \alpha_s^3 T}{m_D} \left[\frac{1}{8} + \mathcal{O}(\epsilon) \right]. \tag{B32}
\end{aligned}$$

The square of the one-loop self-energy from the scale m_D gives the contribution

$$\begin{aligned}
-\frac{C_R g^2}{2T} \int_{k \sim m_D} \frac{(\Pi_{m_D}^{(1)}(0, k))^2}{(k^2 + m_D^2)^3} &= -\frac{C_R C_A^2 g^6}{2} \int \int \int_{k,p,q \sim m_D} \frac{16T [\mathbf{k}^2 \mathbf{p}^2 - (\mathbf{k} \cdot \mathbf{p})^2] [\mathbf{k}^2 \mathbf{q}^2 - (\mathbf{k} \cdot \mathbf{q})^2]}{(\mathbf{p}^2)^2 (\mathbf{q}^2)^2 P(\mathbf{k} + \mathbf{p}) P(\mathbf{k} + \mathbf{q}) P(\mathbf{k})^3} \\
&= \frac{C_A^2 \alpha_s^3 T}{m_D} \left[-\frac{5}{8} - \frac{\pi^2}{12} + \mathcal{O}(\epsilon) \right], \tag{B33}
\end{aligned}$$

and after summing up all these terms, we again obtain the same result as in Feynman gauge:

$$D_1 \Big|_{g^5, m_D} = -\frac{C_R C_A^2 \alpha_s^3 T}{m_D} \left[\frac{89}{48} + \frac{\pi^2}{12} - \frac{11}{12} \ln 2 \right]. \tag{B34}$$

There is a subtlety in Coulomb gauge regarding the nonzero modes. In Feynman gauge all Matsubara frequencies have to be zero, because otherwise the necessary expansions of the propagators only lead to scaleless or higher order contributions. But in Coulomb gauge the frequencies do not appear explicitly in the temporal gluon or ghost propagators, the only dependence on the frequencies is that the Debye mass appears in the temporal gluon propagator only for the zero mode. So, in principle, the propagators do not have to be expanded and there is nothing preventing also nonzero frequencies to appear in the Matsubara sums, as long as they do not appear in spatial gluon propagators.

In most diagrams there is only the zero mode because of the contour integration, but in diagrams L_8 , L_{10} , L_{11} , and L_{12} the momentum of the temporal gluon or ghost loop can have a nonzero frequency without it entering a spatial gluon propagator. This poses a problem, because those loops do not depend on the frequency, so the Matsubara sums



FIG. 9. All diagrams relevant for the cancellation of the nonzero modes in the one-loop spatial gluon self-energy in Coulomb gauge.

contain an infinite sum over a constant, which is divergent and not regulated by dimensional regularization.

However, these sums are canceled by a diagram that we could ignore so far, because it vanishes for the zero mode. This is the last diagram in Fig. 9 and the Matsubara frequencies in the numerator from the vertices exactly cancel the denominator of the spatial gluon after it has been expanded. Then the sum over all diagrams of Fig. 9 gives from left to right

$$g^2 C_A \sum_{\mathbf{q}}' \left[\frac{1}{2} \frac{4q_i q_j}{(\mathbf{p} - \mathbf{q})^2 q^2} - \frac{q_i q_j}{(\mathbf{p} - \mathbf{q})^2 q^2} - \frac{\delta_{ij}}{(\mathbf{p} - \mathbf{q})^2} + \frac{q_0^2}{(\mathbf{p} - \mathbf{q})^2} \frac{1}{q_0^2} \left(\delta_{ij} - \frac{q_i q_j}{q^2} \right) \right] = 0. \quad (\text{B35})$$

We have used the momentum $\mathbf{p} - \mathbf{q}$ instead of just \mathbf{q} in the tadpole loop so that its cancellation becomes more apparent, and we do not have to consider the higher order expansion terms of the spatial gluon propagator in the last diagram, because they only contain scaleless integrals.

So even though each diagram contains a divergent series, the sum of all four of them is finite, because for each particular value of the frequency the sum cancels. In static gauge with $\xi = 0$ this problem does not arise, because the temporal gluon and ghost propagators vanish for nonzero frequencies. Since the last diagram of Fig. 9 gives no other contribution apart from canceling the nonzero-frequency contributions of the other diagrams in Coulomb gauge, the corresponding diagram has not been displayed in Fig. 1.

3. Phase-space Coulomb gauge

In phase-space Coulomb gauge there are less diagram topologies, because temporal gluons only couple in a three-gluon vertex. These topologies are shown in Fig. 10. But because the massive propagators now can be temporal, electric, or mixed, there are more diagrams in total. However, it is possible for each diagram topology to factorize the massive propagators from the spatial gluon propagators, so that we can sum over all possibilities for the massive

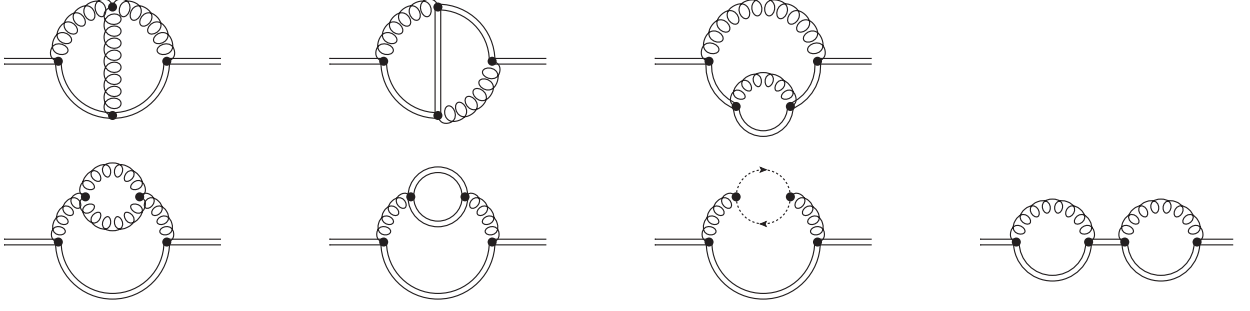


FIG. 10. All two-loop diagram topologies in phase-space Coulomb gauge. The double-line propagators can represent either a temporal, an electric, or a mixed propagator. Also the diagram with two one-loop bubbles is displayed in the bottom-right corner. We will label the diagrams $\tilde{L}_1, \dots, \tilde{L}_7$ from top-left to bottom-right.

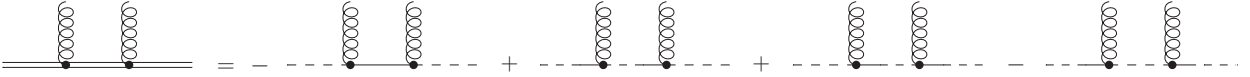


FIG. 11. Explicit expression for a double line propagator with two vertices in terms of temporal, electric, and mixed propagators.

propagators before multiplying them with the spatial gluons. This sum over all massive propagators is represented by the double-line propagators in Fig. 10.

We have included the one-particle reducible diagram \tilde{L}_7 in Fig. 10, which corresponds to the second order expansion of the resummed propagator. In this case the re-expanded temporal propagator depends on several different self-energy functions, so it is easier to just calculate this diagram explicitly.

We will denote the sum over massive propagators by $D_{\alpha\beta}^{m_1 m_2 \dots}(\mathbf{k}_0, \mathbf{k}_1, \mathbf{k}_2, \dots)$. The indices m_i correspond to the vector indices at each vertex i , which can then be contracted with the spatial gluon propagator. The initial momentum of the series of propagators is \mathbf{k}_0 and the \mathbf{k}_i are the incoming momenta at each vertex i . The final and initial indices of the propagator series are α and β , respectively. We will need temporal indices for most diagrams, but also mixed indices for the double line loop in diagram \tilde{L}_5 .

We will show the summation over massive propagators explicitly in one case for illustration and just give the result for the other relevant cases. Fig. 11 shows the double line propagator with two vertices in terms of temporal, electric, and mixed propagators. By the

phase-space Coulomb gauge Feynman rules this gives

$$\begin{aligned}
D_{00}^{m_1 m_2}(\mathbf{k}_0, \mathbf{k}_1, \mathbf{k}_2) &= -D_{00}(\mathbf{k}_0 + \mathbf{k}_1 + \mathbf{k}_2) D_{m_2 m_1}(\mathbf{k}_0 + \mathbf{k}_1) D_{00}(\mathbf{k}_0) \\
&\quad + D_{00}(\mathbf{k}_0 + \mathbf{k}_1 + \mathbf{k}_2) D_{m_2 0}(\mathbf{k}_0 + \mathbf{k}_1) D_{m_1 0}(\mathbf{k}_0) \\
&\quad + D_{0 m_2}(\mathbf{k}_0 + \mathbf{k}_1 + \mathbf{k}_2) D_{0 m_1}(\mathbf{k}_0 + \mathbf{k}_1) D_{00}(\mathbf{k}_0) \\
&\quad - D_{0 m_2}(\mathbf{k}_0 + \mathbf{k}_1 + \mathbf{k}_2) D_{00}(\mathbf{k}_0 + \mathbf{k}_1) D_{m_1 0}(\mathbf{k}_0) \\
&= -\frac{1}{P(\mathbf{k}_0 + \mathbf{k}_1 + \mathbf{k}_2)} \left(\delta_{m_2 m_1} - \frac{(k_0 + k_1)_{m_2} (k_0 + k_1)_{m_1}}{P(\mathbf{k}_0 + \mathbf{k}_1)} \right) \frac{1}{P(\mathbf{k}_0)} \\
&\quad + \frac{1}{P(\mathbf{k}_0 + \mathbf{k}_1 + \mathbf{k}_2)} \frac{-(k_0 + k_1)_{m_2} - (k_0)_{m_1}}{P(\mathbf{k}_0 + \mathbf{k}_1) P(\mathbf{k}_0)} \\
&\quad + \frac{(k_0 + k_1 + k_2)_{m_2} (k_0 + k_1)_{m_1}}{P(\mathbf{k}_0 + \mathbf{k}_1 + \mathbf{k}_2) P(\mathbf{k}_0 + \mathbf{k}_1) P(\mathbf{k}_0)} \frac{1}{P(\mathbf{k}_0)} \\
&\quad - \frac{(k_0 + k_1 + k_2)_{m_2}}{P(\mathbf{k}_0 + \mathbf{k}_1 + \mathbf{k}_2)} \frac{1}{P(\mathbf{k}_0 + \mathbf{k}_1)} \frac{-(k_0)_{m_1}}{P(\mathbf{k}_0)} \\
&= -\frac{1}{P(\mathbf{k}_0 + \mathbf{k}_1 + \mathbf{k}_2)} \left(\delta_{m_1 m_2} - \frac{4(k_0 + k_1)_{m_2} (k_0)_{m_1}}{P(\mathbf{k}_0 + \mathbf{k}_1)} \right) \frac{1}{P(\mathbf{k}_0)}. \quad (\text{B36})
\end{aligned}$$

Here we have used the fact that all vector indices are contracted with gluon propagators that are proportional to the transverse propagator, which means that all terms $(k_i)_{m_i}$ cancel in the numerator and can be neglected. The different signs in front of the propagators come from the two color structure functions in the vertices, which are even or odd depending on whether the temporal, electric, and spatial fields are attached with the same ordering or the opposite one compared to the three-field vertex shown in Fig. 8.

In the same way one can calculate double line propagators with more vertices or different initial and final indices:

$$\begin{aligned}
D_{00}^{m_1 m_2 m_3}(\mathbf{k}_0, \mathbf{k}_1, \mathbf{k}_2, \mathbf{k}_3) &= \frac{2(k_0 + k_1 + k_2)_{m_3} \delta_{m_2 m_1}}{P(\mathbf{k}_0 + \mathbf{k}_1 + \mathbf{k}_2 + \mathbf{k}_3) P(\mathbf{k}_0 + \mathbf{k}_1 + \mathbf{k}_2) P(\mathbf{k}_0)} + \frac{2\delta_{m_3 m_2} (k_0)_{m_1}}{P(\mathbf{k}_0 + \mathbf{k}_1 + \mathbf{k}_2 + \mathbf{k}_3) P(\mathbf{k}_0 + \mathbf{k}_1) P(\mathbf{k}_0)} \\
&\quad - \frac{8(k_0 + k_1 + k_2)_{m_3} (k_0 + k_1)_{m_2} (k_0)_{m_1}}{P(\mathbf{k}_0 + \mathbf{k}_1 + \mathbf{k}_2 + \mathbf{k}_3) P(\mathbf{k}_0 + \mathbf{k}_1 + \mathbf{k}_2) P(\mathbf{k}_0 + \mathbf{k}_1) P(\mathbf{k}_0)}, \quad (\text{B37})
\end{aligned}$$

$$\begin{aligned}
D_{00}^{m_1 m_2 m_3 m_4}(\mathbf{k}_0, \mathbf{k}_1, \mathbf{k}_2, \mathbf{k}_3, \mathbf{k}_4) &= \frac{1}{P(\mathbf{k}_0 + \mathbf{k}_1 + \mathbf{k}_2 + \mathbf{k}_3 + \mathbf{k}_4)} \left(\delta_{m_4 m_3} - \frac{4(k_0 + k_1 + k_2 + k_3)_{m_4} (k_0 + k_1 + k_2)_{m_3}}{P(\mathbf{k}_0 + \mathbf{k}_1 + \mathbf{k}_2 + \mathbf{k}_3)} \right) \\
&\quad \times \frac{1}{P(\mathbf{k}_0 + \mathbf{k}_1 + \mathbf{k}_2)} \left(\delta_{m_2 m_1} - \frac{4(k_0 + k_1)_{m_2} (k_0)_{m_1}}{P(\mathbf{k}_0 + \mathbf{k}_1)} \right) \frac{1}{P(\mathbf{k}_0)} \\
&\quad - \frac{4(k_0 + k_1 + k_2 + k_3)_{m_4} \delta_{m_3 m_2} (k_0)_{m_1}}{P(\mathbf{k}_0 + \mathbf{k}_1 + \mathbf{k}_2 + \mathbf{k}_3 + \mathbf{k}_4) P(\mathbf{k}_0 + \mathbf{k}_1 + \mathbf{k}_2 + \mathbf{k}_3) P(\mathbf{k}_0 + \mathbf{k}_1) P(\mathbf{k}_0)}, \quad (\text{B38})
\end{aligned}$$

$$D_{0n}^{m_1}(\mathbf{k}_0, \mathbf{k}_1) = -\frac{1}{P(\mathbf{k}_0 + \mathbf{k}_1)} \left(\delta_{m_1 n} - \frac{2(k_0)_{m_1}(k_0)_n}{P(\mathbf{k}_0)} \right). \quad (\text{B39})$$

With these we can write the phase-space Coulomb gauge diagrams in a rather compact form:

$$\begin{aligned} \tilde{L}_1 &= -\frac{C_R C_A^2 g^6 T}{4} \iiint_{k, p, q \sim m_D} D_{00}^{ijl}(\mathbf{k}, \mathbf{p}, \mathbf{q} - \mathbf{p}, -\mathbf{q}) D_{ii'}(\mathbf{p}) D_{jj'}(\mathbf{q} - \mathbf{p}) D_{ll'}(-\mathbf{q}) \\ &\quad \times [\delta_{i'j'}(2p - q)_l + \delta_{j'l}(2q - p)_{i'} - \delta_{l'i'}(p + q)_{j'}] \\ &= \frac{C_R C_A^2 \alpha_s^3 T}{m_D} \left[\frac{1}{8} - \frac{\pi^2}{24} + \mathcal{O}(\epsilon) \right], \end{aligned} \quad (\text{B40})$$

$$\begin{aligned} \tilde{L}_2 &= -\frac{C_R C_A^2 g^6 T}{4} \iiint_{k, p, q \sim m_D} D_{00}^{iji'j'}(\mathbf{k}, \mathbf{p}, \mathbf{q}, -\mathbf{p}, -\mathbf{q}) D_{ii'}(\mathbf{p}) D_{jj'}(\mathbf{q}) \\ &= \frac{C_R C_A^2 \alpha_s^3 T}{m_D} \left[-\frac{3}{64\epsilon} + \frac{15}{64} + \frac{9}{64} \gamma_E - \frac{\pi^2}{24} + \frac{3}{4} \ln 2 - \frac{9}{64} \ln \frac{\pi \mu^2}{m_D^2} + \mathcal{O}(\epsilon) \right], \end{aligned} \quad (\text{B41})$$

$$\begin{aligned} \tilde{L}_3 &= -\frac{C_R C_A^2 g^6 T}{2} \iiint_{k, p, q \sim m_D} D_{00}^{ijj'i'}(\mathbf{k}, \mathbf{p}, \mathbf{q}, -\mathbf{q}, -\mathbf{p}) D_{ii'}(\mathbf{p}) D_{jj'}(\mathbf{q}) \\ &= \frac{C_R C_A^2 \alpha_s^3 T}{m_D} \left[-\frac{3}{32\epsilon} - \frac{69}{32} + \frac{9}{32} \gamma_E + \frac{\pi^2}{6} - \frac{9}{32} \ln \frac{\pi \mu^2}{m_D^2} + \mathcal{O}(\epsilon) \right], \end{aligned} \quad (\text{B42})$$

$$\begin{aligned} \tilde{L}_4 &= -\frac{C_R C_A^2 g^6 T}{2} \iiint_{k, p, q \sim m_D} D_{00}^{ij}(\mathbf{k}, \mathbf{p}, -\mathbf{p}) D_{ii'}(\mathbf{p}) D_{jj'}(-\mathbf{p}) \frac{2}{(\mathbf{p} - \mathbf{q})^2 \mathbf{q}^2} \\ &\quad \times \left[(\mathbf{p}^2 \mathbf{q}^2 - (\mathbf{p} \cdot \mathbf{q})^2) \left(\frac{1}{\mathbf{q}^2} + \frac{1}{(\mathbf{p} - \mathbf{q})^2} \right) \delta_{i'j'} + \left(d - 1 - \frac{\mathbf{p}^2 \mathbf{q}^2 - (\mathbf{p} \cdot \mathbf{q})^2}{(\mathbf{p} - \mathbf{q})^2 \mathbf{q}^2} \right) q_{i'} q_{j'} \right] \\ &= \frac{C_R C_A^2 \alpha_s^3 T}{m_D} \left[\frac{5}{32\epsilon} - \frac{43}{64} - \frac{15}{32} \gamma_E + \frac{15}{32} \ln \frac{\pi \mu^2}{m_D^2} + \mathcal{O}(\epsilon) \right], \end{aligned} \quad (\text{B43})$$

$$\begin{aligned} \tilde{L}_5 &= -\frac{C_R C_A^2 g^6 T}{2} \iiint_{k, p, q \sim m_D} D_{00}^{ij}(\mathbf{k}, \mathbf{p}, -\mathbf{p}) D_{ii'}(\mathbf{p}) D_{jj'}(-\mathbf{p}) D_{0n}^{j'}(\mathbf{k} + \mathbf{q}, \mathbf{p}) \delta_{i'n} \\ &= \frac{C_R C_A^2 \alpha_s^3 T}{m_D} \left[-\frac{1}{32\epsilon} + \frac{1}{48} + \frac{3}{32} \gamma_E + \frac{1}{6} \ln 2 - \frac{3}{32} \ln \frac{\pi \mu^2}{m_D^2} + \mathcal{O}(\epsilon) \right], \end{aligned} \quad (\text{B44})$$

$$\begin{aligned} \tilde{L}_6 &= -\frac{C_R C_A^2 g^6 T}{2} \iiint_{k, p, q \sim m_D} D_{00}^{ij}(\mathbf{k}, \mathbf{p}, -\mathbf{p}) D_{ii'}(\mathbf{p}) D_{jj'}(-\mathbf{p}) \frac{q_{i'} q_{j'}}{(\mathbf{p} - \mathbf{q})^2 \mathbf{q}^2} \\ &= \frac{C_R C_A^2 \alpha_s^3 T}{m_D} \left[\frac{1}{64\epsilon} - \frac{1}{32} - \frac{3}{64} \gamma_E + \frac{3}{64} \ln \frac{\pi \mu^2}{m_D^2} + \mathcal{O}(\epsilon) \right], \end{aligned} \quad (\text{B45})$$

$$\begin{aligned} \tilde{L}_7 &= -\frac{C_R C_A^2 g^6 T}{2} \iiint_{k, p, q \sim m_D} D_{00}^{i'jj'}(\mathbf{k}, \mathbf{p}, -\mathbf{p}, \mathbf{q}, -\mathbf{q}) D_{ii'}(\mathbf{p}) D_{jj'}(\mathbf{q}) \\ &= \frac{C_R C_A^2 \alpha_s^3 T}{m_D} \left[\frac{5}{8} - \frac{\pi^2}{6} + \mathcal{O}(\epsilon) \right]. \end{aligned} \quad (\text{B46})$$

We have changed the momenta in the double line loop of diagram \tilde{L}_5 from $\mathbf{p} + \mathbf{q}$ and \mathbf{q} to $\mathbf{k} + \mathbf{p} + \mathbf{q}$ and $\mathbf{k} + \mathbf{q}$ by a shift of the integration momentum \mathbf{q} , such that the integrals are all of the form required by the algorithm of appendix D.

We see that the sum of these integrals gives the same result as in standard Coulomb gauge and in Feynman gauge. But we can make the correspondence between phase-space and standard Coulomb gauge even clearer. The propagator of the electric field [cf. Eq. (A44)] contains a part that is just a Kronecker delta, which gives exactly the same contribution as if the electric propagator were contracted to a point and replaced by a four-gluon vertex in standard Coulomb gauge. The second part of the electric propagator contains components of the momentum in the numerator and a massive denominator. This term has the same form as a corresponding three-gluon vertex in Coulomb gauge, where the momentum components in the numerator come from the vertex and not the propagator. The same applies for mixed temporal-electric propagators.

The correspondence is not one-to-one, for example diagrams \tilde{L}_2 and \tilde{L}_3 both give diagram L_3 in standard Coulomb gauge when we replace the second and fourth double-line propagator by a Kronecker delta. But if we look at the color coefficients $C_R C_A^2/2$ of \tilde{L}_2 and $C_R C_A^2$ of \tilde{L}_3 , we see that they add up exactly to the color coefficient $3C_R C_A^2/2$ of L_3 . So ultimately it is only a matter of combinatorics to see that phase-space and standard Coulomb gauge generate exactly the same integrals.

A simpler check of this statement is to compare certain classes of diagrams between phase-space and standard Coulomb gauge, which have unique topologies in both gauge formulations. In our case, L_1 and \tilde{L}_1 are the only diagrams with a vertex of three spatial gluons, and diagrams L_8, \dots, L_{12} , and $\tilde{L}_4, \dots, \tilde{L}_6$ are the only ones with a one-loop self-energy in a spatial propagator. So accordingly, we find the equalities

$$\tilde{L}_1 = L_1, \tag{B47}$$

$$\tilde{L}_2 + \tilde{L}_3 + \tilde{L}_7 = L_2 + L_3 + L_4 + L_5 + L_6 + L_7 + L_{13}, \tag{B48}$$

$$\tilde{L}_4 + \tilde{L}_5 + \tilde{L}_6 = L_8 + L_9 + L_{10} + L_{11} + L_{12}, \tag{B49}$$

where we used L_{13} to denote the contribution from the square of the one-loop self-energy at the scale m_D .

The cancellation of the nonzero frequency contributions is a bit simpler in this formulation than in standard Coulomb gauge. The double-line loop in diagram \tilde{L}_5 of Fig. 10 gives rise to

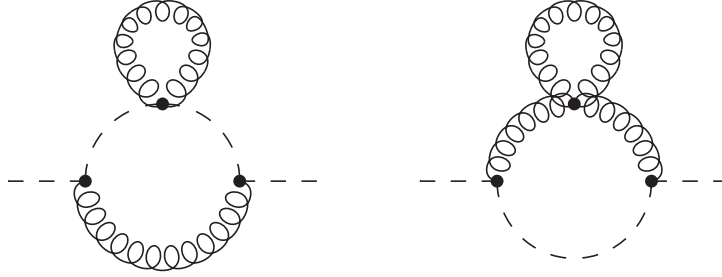


FIG. 12. Additional diagrams carrying the scale m_M at $\mathcal{O}(g^6)$.

two contributions, one where the loop contains a temporal and an electric propagator and one where both propagators are mixed temporal-electric. The first contribution is unproblematic, since the electric propagator for nonzero frequencies contains the denominator $q_0^2 + q^2$, for which the Matsubara sum is finite. The second contribution exactly cancels the ghost loop diagram.

Appendix C: Magnetic scale cancellation at $\mathcal{O}(g^6)$

We will list here all contributions at $\mathcal{O}(g^6)$ that involve the scale m_M . At $\mathcal{O}(g^5)$ those were one-loop diagrams where the spatial gluon carries a momentum of order m_M and the temporal gluon carries a momentum of order m_D (see section III C). At $\mathcal{O}(g^6)$ it is the same principle: two-loop diagrams with all propagators carrying momenta of order m_D except for one spatial gluon with a momentum of order m_M . In three-gluon vertices only the momenta of order m_D are to be kept in the numerator.

We refer again to Fig. 1, which essentially gives all relevant diagrams for this calculation. In diagrams L_1, \dots, L_7 any of the spatial gluons can be the one that carries the scale m_M , in diagram L_9 it is only the gluons in the sub-loop. So L_1 contains three and L_2, \dots, L_7, L_9 each contain two different contributions. In addition, there are two new diagrams not displayed in Fig. 1, which we give in Fig. 12. They correspond to the diagrams L_7 and L_9 from Fig. 1 with the sub-loop replaced by a tadpole, so we will include the contributions of the left and right diagram in Fig. 12 in the following expressions for L_7 and L_9 , respectively. Diagrams L_8, L_{10} , and L_{12} do not contribute, because if the spatial gluons were of the scale m_M , then these would correspond to the one-loop diagram with a resummed spatial propagator, which we have already considered in the $\mathcal{O}(g^5)$ calculation. Diagram L_{11} with one ghost

propagator of the scale m_M does not contribute, because from the gluon-ghost vertices there is a factor of the loop momentum squared in the numerator, so this diagram is of $\mathcal{O}(g^8)$.

We will do this calculation in Feynman gauge, because the expressions are somewhat shorter. We will label the momenta such that $k, p \sim m_D$ and $q \sim m_M$. Since we have to expand everything in q/m_D , we can just ignore q in all other propagators at leading order. This simplifies the q integration, which now contains only one propagator:

$$\int_{q \sim m_M} D_{ij}(0, \mathbf{q}) = \frac{\delta_{ij}}{d} \int_{q \sim m_M} D_{kk}(0, \mathbf{q}). \quad (\text{C1})$$

The Kronecker delta can then be used to contract all indices in the k and p integrations, which can be carried out by the same methods as in the $\mathcal{O}(g^5)$ calculation.

The calculation of the different diagrams gives

$$\begin{aligned} L_1 &= -C_R C_A^2 g^6 T \int \int \int \left(\frac{4(\mathbf{k}^2 \mathbf{p}^2 - (\mathbf{k} \cdot \mathbf{p})^2)}{(\mathbf{p}^2)^2 P(\mathbf{k} + \mathbf{p}) P(\mathbf{k})^3} + \frac{2(\mathbf{k}^2 \mathbf{p}^2 - (\mathbf{k} \cdot \mathbf{p})^2)}{(\mathbf{p}^2)^2 P(\mathbf{k} + \mathbf{p})^2 P(\mathbf{k})^2} \right) \frac{D_{ii}(0, \mathbf{q})}{d} \\ &\quad_{k, p \sim m_D, q \sim q_M} \\ &= -\frac{2\pi}{3} \frac{C_R C_A^2 \alpha_s^3 T}{m_D^2} \int_{q \sim m_M} D_{ii}(0, \mathbf{q}), \end{aligned} \quad (\text{C2})$$

$$\begin{aligned} L_2 &= -C_R C_A^2 g^6 T \int \int \int \frac{2(2\mathbf{k} + \mathbf{p})^2 (\mathbf{k}^2 + \mathbf{k} \cdot \mathbf{p})}{\mathbf{p}^2 P(\mathbf{k} + \mathbf{p})^2 P(\mathbf{k})^3} \frac{D_{ii}(0, \mathbf{q})}{d} \\ &\quad_{k, p \sim m_D, q \sim q_M} \\ &= -\frac{2\pi}{3} \frac{C_R C_A^2 \alpha_s^3 T}{m_D^2} \int_{q \sim m_M} D_{ii}(0, \mathbf{q}), \end{aligned} \quad (\text{C3})$$

$$\begin{aligned} L_3 &= -\frac{3}{2} C_R C_A^2 g^6 T \int \int \int \frac{d}{\mathbf{p}^2 P(\mathbf{k} + \mathbf{p}) P(\mathbf{k})^2} \frac{D_{ii}(0, \mathbf{q})}{d} \\ &\quad_{k, p \sim m_D, q \sim q_M} \\ &= -\frac{3\pi}{2} \frac{C_R C_A^2 \alpha_s^3 T}{m_D^2} \int_{q \sim m_M} D_{ii}(0, \mathbf{q}), \end{aligned} \quad (\text{C4})$$

$$\begin{aligned} L_4 &= C_R C_A^2 g^6 T \int \int \int \frac{3(2\mathbf{k}^2 + \mathbf{k} \cdot \mathbf{p})}{\mathbf{p}^2 P(\mathbf{k} + \mathbf{p}) P(\mathbf{k})^3} \frac{D_{ii}(0, \mathbf{q})}{d} \\ &\quad_{k, p \sim m_D, q \sim q_M} \\ &= \pi \frac{C_R C_A^2 \alpha_s^3 T}{m_D^2} \int_{q \sim m_M} D_{ii}(0, \mathbf{q}), \end{aligned} \quad (\text{C5})$$

$$\begin{aligned} L_5 + L_6 &= C_R C_A^2 g^6 T \int \int \int \left(\frac{3(2\mathbf{k} + \mathbf{p}) \cdot (\mathbf{k} + \mathbf{p})}{\mathbf{p}^2 P(\mathbf{k} + \mathbf{p})^2 P(\mathbf{k})^2} + \frac{3(2\mathbf{k}^2 + \mathbf{k} \cdot \mathbf{p})}{\mathbf{p}^2 P(\mathbf{k} + \mathbf{p}) P(\mathbf{k})^3} \right) \frac{D_{ii}(0, \mathbf{q})}{d} \\ &\quad_{k, p \sim m_D, q \sim q_M} \\ &= 2\pi \frac{C_R C_A^2 \alpha_s^3 T}{m_D^2} \int_{q \sim m_M} D_{ii}(0, \mathbf{q}), \end{aligned} \quad (\text{C6})$$

$$\begin{aligned}
L_7 &= -\frac{1}{2}C_R C_A^2 g^6 T \int \int \int \left(\frac{4(2\mathbf{k} + \mathbf{p})^2 (\mathbf{k} + \mathbf{p})^2}{\mathbf{p}^2 P(\mathbf{k} + \mathbf{p})^3 P(\mathbf{k})^2} + \frac{4\mathbf{k}^2 (2\mathbf{k} + \mathbf{p})^2}{\mathbf{p}^2 P(\mathbf{k} + \mathbf{p}) P(\mathbf{k})^4} \right. \\
&\quad \left. - \frac{d(2\mathbf{k} + \mathbf{p})^2}{\mathbf{p}^2 P(\mathbf{k} + \mathbf{p})^2 P(\mathbf{k})^2} \right) \frac{D_{ii}(0, \mathbf{q})}{d} \\
&= -\frac{5\pi}{9} \frac{C_R C_A^2 \alpha_s^3 T}{m_D^2} \int_{q \sim m_M} D_{ii}(0, \mathbf{q}), \tag{C7}
\end{aligned}$$

$$\begin{aligned}
L_9 &= -\frac{1}{2}C_R C_A^2 g^6 T \int \int \int \left(\frac{20\mathbf{k}^2 \mathbf{p}^2 - 4(6-d)(\mathbf{k} \cdot \mathbf{p})^2 - 4(1-d)(\mathbf{k} \cdot \mathbf{p})^2 \mathbf{p}^2 - (1-d)(\mathbf{p}^2)^2}{(\mathbf{p}^2)^3 P(\mathbf{k} + \mathbf{p}) P(\mathbf{k})^2} \right. \\
&\quad \left. - \frac{(d-1)(2\mathbf{k} + \mathbf{p})^2}{(\mathbf{p}^2)^2 P(\mathbf{k} + \mathbf{p}) P(\mathbf{k})^2} \right) \frac{D_{ii}(0, \mathbf{q})}{d} \\
&= \frac{\pi}{2} \frac{C_R C_A^2 \alpha_s^3 T}{m_D^2} \int_{q \sim m_M} D_{ii}(0, \mathbf{q}). \tag{C8}
\end{aligned}$$

From the square of the one-loop self-energy we have

$$\begin{aligned}
& -\frac{C_R g^2}{2T} \int_{k \sim m_D} \frac{\Pi_{m_D}^{(1)}(0, k) \Pi_{m_M}^{(1)}(0, k)}{(k^2 + m_D^2)^3} \\
&= -C_R C_A^2 g^6 T \int \int \int \left(\frac{4\mathbf{k}^2 (2\mathbf{k} + \mathbf{p})^2}{\mathbf{p}^2 P(\mathbf{k} + \mathbf{p}) P(\mathbf{k})^4} - \frac{d(2\mathbf{k} + \mathbf{p})^2}{\mathbf{p}^2 P(\mathbf{k} + \mathbf{p}) P(\mathbf{k})^3} \right) \frac{D_{ii}(0, \mathbf{q})}{d} \\
&= -\frac{\pi}{9} \frac{C_R C_A^2 \alpha_s^3 T}{m_D^2} \int_{q \sim m_M} D_{ii}(0, \mathbf{q}). \tag{C9}
\end{aligned}$$

The sum of all these terms gives zero.

Appendix D: Automatic reduction to master integrals

The method of how to solve the three-loop integrals appearing in this calculation has been described in [59]. Minimal modifications are required in order to account for the Euclidean metric. All integrals can be put in the two following forms:

$$B_M(i_1, i_2, i_3, i_4, i_5, i_6) = \int_k \int_p \int_q \frac{1}{(\mathbf{p}^2)^{i_1} ((\mathbf{p} - \mathbf{q})^2)^{i_2} (\mathbf{q}^2)^{i_3} P(\mathbf{k} + \mathbf{p})^{i_4} P(\mathbf{k} + \mathbf{q})^{i_5} P(\mathbf{k})^{i_6}}, \tag{D1}$$

$$B_N(i_1, i_2, i_3, i_4, i_5, i_6) = \int_k \int_p \int_q \frac{1}{(\mathbf{p}^2)^{i_1} (\mathbf{q}^2)^{i_2} P(\mathbf{k} + \mathbf{p})^{i_3} P(\mathbf{k} + \mathbf{q})^{i_4} P(\mathbf{k} + \mathbf{p} + \mathbf{q})^{i_5} P(\mathbf{k})^{i_6}}, \tag{D2}$$

with $P(\mathbf{k}) = k^2 + m_D^2$. In this framework, the exponents i_1, \dots, i_6 are integers.

By relabeling or shifting the integration variables \mathbf{k} , \mathbf{p} , and \mathbf{q} several identities between the different B_M and B_N can be established:

$$\begin{aligned}
B_M(i_1, i_2, i_3, i_4, i_5, i_6) &= B_M(i_2, i_1, i_3, i_4, i_6, i_5) \\
&= B_M(i_3, i_1, i_2, i_6, i_4, i_5) = B_M(i_3, i_2, i_1, i_5, i_4, i_6) \\
&= B_M(i_2, i_3, i_1, i_5, i_6, i_4) = B_M(i_1, i_3, i_2, i_6, i_5, i_4), \tag{D3}
\end{aligned}$$

$$\begin{aligned}
B_N(i_1, i_2, i_3, i_4, i_5, i_6) &= B_N(i_1, i_2, i_5, i_6, i_3, i_4) \\
&= B_N(i_1, i_2, i_4, i_3, i_6, i_5) = B_N(i_1, i_2, i_6, i_5, i_4, i_3) \\
&= B_N(i_2, i_1, i_4, i_3, i_5, i_6) = B_N(i_2, i_1, i_5, i_6, i_4, i_3) \\
&= B_N(i_2, i_1, i_3, i_4, i_6, i_5) = B_N(i_2, i_1, i_6, i_5, i_3, i_4). \tag{D4}
\end{aligned}$$

In addition, any B_N with an index i_3, \dots, i_6 zero or negative can be turned into a B_M . The obvious relation is

$$B_N(i_1, i_2, i_3, i_4, 0, i_6) = B_M(i_1, 0, i_2, i_3, i_4, i_6). \tag{D5}$$

If i_5 is negative, one can expand the numerator after substituting

$$(\mathbf{k} + \mathbf{p} + \mathbf{q})^2 + m_D^2 = \mathbf{p}^2 - (\mathbf{p} - \mathbf{q})^2 + \mathbf{q}^2 + ((\mathbf{k} + \mathbf{p})^2 + m_D^2) + ((\mathbf{k} + \mathbf{q})^2 + m_D^2) - (\mathbf{k}^2 + m_D^2). \tag{D6}$$

All these terms appear to some power in the denominator, so they can be canceled to give proper B_M integrals. If any of the other indices i_3, \dots, i_6 is zero or negative, then one can use the identities above to shift that to the fifth position and then use the relation for $i_5 \leq 0$.

Other identities can be found by acting with $\nabla_i \cdot \mathbf{k}_j$ on the integrand, where \mathbf{k}_i and \mathbf{k}_j can be any of the three loop momenta. The total expression has to be zero, since it is an integral over a total derivative, but calculating the derivative explicitly gives a number of other B_M and B_N integrals. These new identities include integrals with changed indices i_1, \dots, i_6 , while the identities above just shift them:

$$\begin{aligned}
&(d - 2i_1 - i_2 - i_4) B_M(i_1, i_2, i_3, i_4, i_5, i_6) \\
&= i_2 B_M(i_1 - 1, i_2 + 1, i_3, i_4, i_5, i_6) - i_2 B_M(i_1, i_2 + 1, i_3 - 1, i_4, i_5, i_6) \\
&\quad + i_4 B_M(i_1 - 1, i_2, i_3, i_4 + 1, i_5, i_6) - i_4 B_M(i_1, i_2, i_3, i_4 + 1, i_5, i_6 - 1), \tag{D7}
\end{aligned}$$

$$\begin{aligned}
&(d - i_1 - i_3 - 2i_6) B_M(i_1, i_2, i_3, i_4, i_5, i_6) = -2i_6 m_D^2 B_M(i_1, i_2, i_3, i_4, i_5, i_6 + 1) \\
&\quad + i_1 B_M(i_1 + 1, i_2, i_3, i_4, i_5, i_6 - 1) - i_1 B_M(i_1 + 1, i_2, i_3, i_4 - 1, i_5, i_6) \\
&\quad + i_3 B_M(i_1, i_2, i_3 + 1, i_4, i_5, i_6 - 1) - i_3 B_M(i_1, i_2, i_3 + 1, i_4, i_5 - 1, i_6), \tag{D8}
\end{aligned}$$

$$\begin{aligned}
& (d - i_1 - 2i_4 - i_6) B_N(i_1, i_2, i_3, i_4, i_5, i_6) \\
&= i_1 B_N(i_1 + 1, i_2, i_3, i_4 - 1, i_5, i_6) - i_1 B_N(i_1 + 1, i_2, i_3, i_4, i_5 - 1, i_6) \\
&\quad + i_6 B_N(i_1, i_2, i_3, i_4 - 1, i_5, i_6 + 1) - i_6 B_N(i_1, i_2 - 1, i_3, i_4, i_5, i_6 + 1) \\
&\quad - 2i_4 m_D^2 B_N(i_1, i_2, i_3, i_4 + 1, i_5, i_6) - 2i_6 m_D^2 B_N(i_1, i_2, i_3, i_4, i_5, i_6 + 1) , \tag{D9}
\end{aligned}$$

$$\begin{aligned}
& \left(i_1 + i_2 + i_3 + i_4 + i_5 + i_6 - \frac{3d}{2} \right) B_N(i_1, i_2, i_3, i_4, i_5, i_6) \\
&= i_3 m_D^2 B_N(i_1, i_2, i_3 + 1, i_4, i_5, i_6) + i_4 m_D^2 B_N(i_1, i_2, i_3, i_4 + 1, i_5, i_6) \\
&\quad + i_5 m_D^2 B_N(i_1, i_2, i_3, i_4, i_5 + 1, i_6) + i_6 m_D^2 B_N(i_1, i_2, i_3, i_4, i_5, i_6 + 1) . \tag{D10}
\end{aligned}$$

There are 16 further identities, which can be obtained from these four by combining them with the index shifts given above.

By repeated use of these identities every B_N integral can be reduced to $B_N(0, 0, 1, 1, 1, 1)$ plus a bunch of B_M integrals. In the same way every B_M integral can be reduced to $B_M(0, 0, 0, 1, 1, 1)$ plus B_M integrals where at least one of the indices i_4, \dots, i_6 is zero or negative, for which there exists a general solution. So all integrals appearing in our calculation can be put into the form of a few master integrals. The needed results for those can be found in [26, 59, 60].²

Appendix E: Calculation of the master integrals

For the sake of completeness, we attach here how the master integrals, whose results are given in [26, 59, 60], can be calculated. The simplest one is $B_M(0, 0, 0, 1, 1, 1)$, because in this case all three loop integrations decouple by shifting $\mathbf{p} \rightarrow \mathbf{p} - \mathbf{k}$ and $\mathbf{q} \rightarrow \mathbf{q} - \mathbf{k}$:

$$B_M(0, 0, 0, 1, 1, 1) = \left(\int_k \frac{1}{k^2 + m_D^2} \right)^3 = \frac{\Gamma\left(1 - \frac{d}{2}\right)^3}{(4\pi)^{\frac{3d}{2}}} m_D^{3d-6} . \tag{E1}$$

For the other B_M integrals instead of a closed expression we will rather give another algorithm for their solution. We will assume that the zero or negative index is i_4 , because if it is i_5 or i_6 instead then one can exchange those with i_4 by one of the identities. After also performing the shift $\mathbf{p} \rightarrow \mathbf{p} - \mathbf{k}$ and $\mathbf{q} \rightarrow \mathbf{q} - \mathbf{k}$ we can integrate over \mathbf{p} without problems,

² As a check that our programs are running correctly we have calculated all the integrals given in the appendix of [26] and reproduced their results.

because it no longer appears in a massive denominator:

$$\begin{aligned}
& \int_p \frac{(p^2 + m_D^2)^{-i_4}}{((\mathbf{p} - \mathbf{k})^2)^{i_1} ((\mathbf{p} - \mathbf{q})^2)^{i_2}} \\
&= \frac{\Gamma(i_1 + i_2)}{\Gamma(i_1)\Gamma(i_2)} \int_0^1 dx \int_p \frac{(p^2 + m_D^2)^{-i_4} x^{i_1-1} (1-x)^{i_2-1}}{(p^2 - 2x\mathbf{p} \cdot \mathbf{k} - 2(1-x)\mathbf{p} \cdot \mathbf{q} + xk^2 + (1-x)q^2)^{i_1+i_2}} \\
&= \frac{\Gamma(i_1 + i_2)}{\Gamma(i_1)\Gamma(i_2)} \int_0^1 dx \int_p \frac{((\mathbf{p} + x\mathbf{k} + (1-x)\mathbf{q})^2 + m_D^2)^{-i_4} x^{i_1-1} (1-x)^{i_2-1}}{(p^2 + x(1-x)(\mathbf{k} - \mathbf{q})^2)^{i_1+i_2}}. \quad (\text{E2})
\end{aligned}$$

Now we have to expand the numerator, which we can do because $-i_4$ is a non-negative integer, and then use the identity

$$\begin{aligned}
\int_p (\mathbf{p} \cdot \mathbf{q})^n f(p^2) &= \frac{2}{(4\pi)^{\frac{d-1}{2}} \Gamma\left(\frac{d-1}{2}\right)} \int_{-\infty}^{\infty} \frac{dp_{\parallel}}{2\pi} \int_0^{\infty} dp_{\perp} p_{\perp}^{d-2} (p_{\parallel} q)^n f(p_{\parallel}^2 + p_{\perp}^2) \\
&= \frac{4}{(4\pi)^{\frac{d+1}{2}} \Gamma\left(\frac{d-1}{2}\right)} \int_0^{\infty} dp \int_{-1}^1 dx \frac{p}{\sqrt{1-x^2}} \left(\sqrt{1-x^2} p\right)^{d-2} (xpq)^n f(p^2) \\
&= \frac{4}{(4\pi)^{\frac{d+1}{2}} \Gamma\left(\frac{d-1}{2}\right)} \int_0^{\infty} dp \int_0^1 dx (1-x)^{\frac{d-3}{2}} x^{\frac{n-1}{2}} p^{d-1+n} q^n f(p^2) \\
&= \frac{\Gamma\left(\frac{n+1}{2}\right) \Gamma\left(\frac{d}{2}\right)}{\sqrt{\pi} \Gamma\left(\frac{d+n}{2}\right)} \int_p p^n q^n f(p^2) = \frac{\Gamma(n)\Gamma\left(\frac{d}{2}\right)}{2^{n-1} \Gamma\left(\frac{n}{2}\right) \Gamma\left(\frac{d+n}{2}\right)} \int_p p^n q^n f(p^2), \quad (\text{E3})
\end{aligned}$$

if n is even, or 0 if it is odd. Then the expanded numerator consists only of a sum of powers of p^2 , m_D^2 , and $(x\mathbf{k} + (1-x)\mathbf{q})^2$, the last of which can be re-expressed as:

$$(x\mathbf{k} + (1-x)\mathbf{q})^2 = x(k^2 + m_D^2) - x(1-x)(\mathbf{k} - \mathbf{q})^2 + (1-x)(q^2 + m_D^2) - m_D^2. \quad (\text{E4})$$

The p and x integrations now all have the form

$$\begin{aligned}
& \int_0^1 dx \int_p \frac{x^{\alpha-1} (1-x)^{\beta-1} p^{2\gamma}}{(p^2 + x(1-x)(\mathbf{k} - \mathbf{q})^2)^{\delta}} \\
&= \frac{\Gamma\left(\delta - \gamma - \frac{d}{2}\right) \Gamma\left(\frac{d}{2} + \gamma\right)}{(4\pi)^{\frac{d}{2}} \Gamma(\delta) \Gamma\left(\frac{d}{2}\right)} \int_0^1 dx \frac{x^{\alpha+\gamma+\frac{d}{2}-\delta-1} (1-x)^{\beta+\gamma+\frac{d}{2}-\delta-1}}{((\mathbf{k} - \mathbf{q})^2)^{\delta-\gamma-\frac{d}{2}}} \\
&= \frac{\Gamma\left(\delta - \gamma - \frac{d}{2}\right) \Gamma\left(\frac{d}{2} + \gamma\right) \Gamma\left(\alpha + \gamma + \frac{d}{2} - \delta\right) \Gamma\left(\beta + \gamma + \frac{d}{2} - \delta\right) \mu^{3-d}}{(4\pi)^{\frac{d}{2}} \Gamma(\delta) \Gamma\left(\frac{d}{2}\right) \Gamma(\alpha + \beta + 2\gamma + d - 2\delta) ((\mathbf{k} - \mathbf{q})^2)^{\delta-\gamma-\frac{d}{2}}}. \quad (\text{E5})
\end{aligned}$$

We see that the remaining loop momenta \mathbf{k} and \mathbf{q} appear only in the combination $(\mathbf{k} - \mathbf{q})^2$ in the denominator, which can be combined with the term $((\mathbf{k} - \mathbf{q})^2)^{i_3}$ from the original B_M integral. The numerator has already been expressed through terms appearing in the denominator, which can also be combined so that we have a sum of integrals of the form

$$\begin{aligned}
& \int_k \int_q \frac{1}{((\mathbf{k} - \mathbf{q})^2)^\alpha (k^2 + m_D)^\beta (q^2 + m_D^2)^\gamma} \\
&= \frac{\Gamma(\alpha + \beta)}{\Gamma(\alpha)\Gamma(\beta)} \int_0^1 dx \int_k \int_q \frac{(1-x)^{\alpha-1} x^{\beta-1}}{(k^2 + x(1-x)q^2 + xm_D^2)^{\alpha+\beta} (q^2 + m_D^2)^\gamma} \\
&= \frac{\Gamma(\alpha + \beta - \frac{d}{2})}{(4\pi)^{\frac{d}{2}} \Gamma(\alpha)\Gamma(\beta)} \int_q \frac{(1-x)^{\alpha-1} x^{\frac{d}{2}-\alpha-1} \mu^{3-d}}{((1-x)q^2 + m_D^2)^{\alpha+\beta-\frac{d}{2}} (q^2 + m_D^2)^\gamma} \\
&= \frac{\Gamma(\alpha + \beta + \gamma - \frac{d}{2})}{(4\pi)^{\frac{d}{2}} \Gamma(\alpha)\Gamma(\beta)\Gamma(\gamma)} \int_0^1 dx \int_0^1 dy \int_q \frac{(1-x)^{\alpha-1} x^{\frac{d}{2}-\alpha-1} (1-y)^{\gamma-1} y^{\alpha+\beta-\frac{d}{2}-1} \mu^{3-d}}{((1-xy)q^2 + m_D^2)^{\alpha+\beta+\gamma-\frac{d}{2}}} \\
&= \frac{\Gamma(\alpha + \beta + \gamma - d)}{(4\pi)^d \Gamma(\alpha)\Gamma(\beta)\Gamma(\gamma)} \int_0^1 dx \int_0^1 dy \frac{(1-x)^{\alpha-1} x^{\frac{d}{2}-\alpha-1} (1-y)^{\gamma-1} y^{\alpha+\beta-\frac{d}{2}-1} \mu^{6-2d}}{(1-xy)^{\frac{d}{2}} m_D^{2\alpha+2\beta+2\gamma-2d}}. \quad (\text{E6})
\end{aligned}$$

If we now perform the substitution

$$z = \frac{(1-y)x}{1-xy}, \quad 1-z = \frac{1-x}{1-xy}, \quad dz = \frac{1-y}{(1-xy)^2} dx, \quad (\text{E7})$$

where for x from 0 to 1 also z ranges from 0 to 1 independently of y , then the two Feynman parameter integrations decouple:

$$\begin{aligned}
& \int_k \int_q \frac{1}{((\mathbf{k} - \mathbf{q})^2)^\alpha (k^2 + m_D)^\beta (q^2 + m_D^2)^\gamma} \\
&= \frac{\Gamma(\alpha + \beta + \gamma - d)}{(4\pi)^d \Gamma(\alpha)\Gamma(\beta)\Gamma(\gamma)} \int_0^1 dy \int_0^1 dz \frac{(1-z)^{\alpha-1} z^{\frac{d}{2}-\alpha-1} (1-y)^{\alpha+\gamma-\frac{d}{2}-1} y^{\alpha+\beta-\frac{d}{2}-1} \mu^{6-2d}}{m_D^{2\alpha+2\beta+2\gamma-2d}} \\
&= \frac{\Gamma(\alpha + \beta + \gamma - d) \Gamma(\frac{d}{2} - \alpha) \Gamma(\alpha + \beta - \frac{d}{2}) \Gamma(\alpha + \gamma - \frac{d}{2}) \mu^{6-2d}}{(4\pi)^d \Gamma(\beta)\Gamma(\gamma)\Gamma(\frac{d}{2}) \Gamma(2\alpha + \beta + \gamma - d) m_D^{2\alpha+2\beta+2\gamma-2d}}. \quad (\text{E8})
\end{aligned}$$

In this way all B_M integrals with a zero or negative index i_4, \dots, i_6 can be expressed through gamma functions.

The final missing integral $B_N(0, 0, 1, 1, 1, 1)$ is more complicated and we are not aware of a solution for general d , so we will show how to calculate it to $\mathcal{O}(\epsilon^0)$. In fact, it is easier to calculate $B_N(0, 0, 2, 1, 1, 2)$, because unlike $B_N(0, 0, 1, 1, 1, 1)$ this integral is finite. Through the algorithm described above we get the relation

$$B_N(0, 0, 2, 1, 1, 2) = \frac{(3d-8)(3d-10)(d-3)}{64(d-4)m^4} B_N(0, 0, 1, 1, 1, 1) + \frac{(d-2)^3 \Gamma(1 - \frac{d}{2})^3 \mu^{3d-9}}{32(d-4)(4\pi)^{\frac{3d}{2}} m_D^{3d-6}}. \quad (\text{E9})$$

We see that, because of the coefficient $(d-3)$, in order to get $B_N(0, 0, 1, 1, 1, 1)$ to $\mathcal{O}(\epsilon^0)$ we need to calculate $B_N(0, 0, 2, 1, 1, 2)$ to $\mathcal{O}(\epsilon^1)$. After performing the shift $\mathbf{p} \rightarrow \mathbf{p} - \mathbf{k}$ the \mathbf{p}

and \mathbf{k} integrations are identical:

$$\begin{aligned}
B_N(0, 0, 2, 1, 1, 2) &= \int_{\mathbf{k}} \int_{\mathbf{p}} \int_{\mathbf{q}} \frac{1}{(p^2 + m_D^2)^2 ((\mathbf{k} + \mathbf{q})^2 + m_D^2) ((\mathbf{p} + \mathbf{q})^2 + m_D^2) (k^2 + m_D^2)^2} \\
&= \int_{\mathbf{q}} \left(\int_{\mathbf{k}} \frac{1}{((\mathbf{k} + \mathbf{q})^2 + m_D^2) (k^2 + m_D^2)^2} \right)^2 \\
&= \int_{\mathbf{q}} \left(\int_0^1 dx \int_{\mathbf{k}} \frac{2x}{(k^2 + x(1-x)q^2 + m_D^2)^3} \right)^2 \\
&= \int_{\mathbf{q}} \left(\frac{\Gamma(3 - \frac{d}{2})}{(4\pi)^{\frac{d}{2}}} \int_0^1 dx \frac{x \mu^{3-d}}{(x(1-x)q^2 + m_D^2)^{3-\frac{d}{2}}} \right)^2 \\
&= \int_0^\infty dq \frac{2q^{d-1} \mu^{3-d}}{(4\pi)^{\frac{d}{2}} \Gamma(\frac{d}{2})} \left(\frac{1}{8\pi m_D (q^2 + 4m_D^2)} \left(1 - \gamma_E \epsilon + \ln \frac{\mu^2 \pi}{m_D^2} \epsilon \right) + \frac{\tan^{-1} \frac{q}{2m_D}}{2\pi q (q^2 + 4m_D^2)} \epsilon \right)^2 \\
&= \int_0^\infty dq \frac{q^2}{128\pi^4 m_D^2 (q^2 + m_D^2)^2} \left(1 + 2\epsilon - 3\gamma_E \epsilon + \ln \frac{\mu^6 \pi^3}{m_D^4 q^2} \epsilon + \frac{8m_D}{q} \tan^{-1} \frac{q}{2m_D} \epsilon \right) \\
&= \frac{1}{16(4\pi)^3 m_D^3} \left(1 + 2\epsilon - 3\gamma_E \epsilon - 2 \ln 2 \epsilon + 3 \ln \frac{\mu^2 \pi}{m_D^2} \epsilon \right) + \mathcal{O}(\epsilon^2). \tag{E10}
\end{aligned}$$

From these two results we obtain

$$B_N(0, 0, 1, 1, 1, 1) = \frac{m_D}{(4\pi)^3} \left(-\frac{1}{\epsilon} - 8 + 3\gamma_E + 4 \ln 2 - 3 \ln \frac{\mu^2 \pi}{m_D^2} \right) + \mathcal{O}(\epsilon). \tag{E11}$$

Appendix F: Color coefficients of the unconnected three-gluon diagrams

All unconnected three-gluon diagrams are given in Fig. 13. The standard color coefficients are labeled C_{ij} according to the caption, while the coefficients that appear in the logarithm are called \tilde{C}_{ij} .

The most straightforward prescription to calculate the coefficients in the logarithm comes from the replica trick [24]. First one attaches an index from 1 to n to each gluon, where n is some integer, then rearranges each diagram such that gluons with a higher index are moved along the Polyakov loop contour to the right of gluons with a lower index, while gluons with the same index keep their current configuration. After summing over all combinations of indices one expands in n and takes the coefficient of the linear term.

Here we have three different possibilities, either all three gluons have a different index, two have the same but the third index is different, or all three indices are the same. It is then only a matter of combinatorics to count the number of possible index combinations.




FIG. 13. All unconnected three-gluon diagrams. The corresponding color coefficients are labeled C_{ij} , where i denotes the row and j the column in which the diagram is listed.

For three different indices there are $n(n-1)(n-2)$ possibilities, while when all three are the same there are n . When only two are the same there are $n(n-1)$ index combinations and 3 ways to choose the one gluon that has a different index. Rearranging the gluons according to their index number always gives $C_{11} = C_R^3$ for three different indices and the standard (i.e., QCD) color coefficient when all indices are the same. When only two are the same, then in half of the index combinations the single index will be smaller than the double index and larger for the other half, but in both cases the color coefficient is the same, so we do not have to differentiate between them. The 3 different ways to choose the single index gluon may or may not give different color coefficients after rearranging the gluons according to their indices.

The standard color factors are

$$\begin{aligned}
C_{11} &= C_R^3, & C_{21} &= C_R^2 \left(C_R - \frac{1}{2} C_A \right), & C_{31} &= C_R^3, \\
C_{12} &= C_R^2 \left(C_R - \frac{1}{2} C_A \right), & C_{22} &= C_R \left(C_R - \frac{1}{2} C_A \right)^2, & C_{32} &= C_R^2 \left(C_R - \frac{1}{2} C_A \right), \\
C_{13} &= C_R^3, & C_{23} &= C_R \left(C_R - \frac{1}{2} C_A \right) (C_R - C_A), & C_{33} &= C_R \left(C_R - \frac{1}{2} C_A \right)^2, \\
C_{14} &= C_R^2 \left(C_R - \frac{1}{2} C_A \right), & C_{24} &= C_R \left(C_R - \frac{1}{2} C_A \right)^2, & C_{34} &= C_R^2 \left(C_R - \frac{1}{2} C_A \right), \\
C_{15} &= C_R^3, & C_{25} &= C_R^2 \left(C_R - \frac{1}{2} C_A \right), & C_{35} &= C_R^3. \tag{F1}
\end{aligned}$$

Then we can calculate the coefficients in the logarithm:

$$\tilde{C}_{11} = nC_{11} + 3n(n-1)C_{11} + n(n-1)(n-2)C_{11} \Big|_{\mathcal{O}(n)} = 0, \quad (\text{F2})$$

$$\tilde{C}_{12} = nC_{12} + 2n(n-1)C_{11} + n(n-1)C_{12} + n(n-1)(n-2)C_{11} \Big|_{\mathcal{O}(n)} = 0, \quad (\text{F3})$$

$$\tilde{C}_{13} = nC_{13} + 2n(n-1)C_{11} + n(n-1)C_{13} + n(n-1)(n-2)C_{11} \Big|_{\mathcal{O}(n)} = 0, \quad (\text{F4})$$

$$\begin{aligned} \tilde{C}_{14} &= nC_{14} + n(n-1)C_{11} + n(n-1)C_{12} + n(n-1)C_{13} \\ &\quad + n(n-1)(n-2)C_{11} \Big|_{\mathcal{O}(n)} = C_{11} - C_{12} - C_{13} + C_{14} = 0, \end{aligned} \quad (\text{F5})$$

$$\begin{aligned} \tilde{C}_{15} &= nC_{15} + n(n-1)C_{11} + 2n(n-1)C_{13} + n(n-1)(n-2)C_{11} \Big|_{\mathcal{O}(n)} \\ &= C_{11} - 2C_{13} + C_{15} = 0, \end{aligned} \quad (\text{F6})$$

$$\tilde{C}_{21} = nC_{21} + 2n(n-1)C_{11} + n(n-1)C_{21} + n(n-1)(n-2)C_{11} \Big|_{\mathcal{O}(n)} = 0, \quad (\text{F7})$$

$$\begin{aligned} \tilde{C}_{22} &= nC_{22} + 2n(n-1)C_{21} + n(n-1)C_{11} + n(n-1)(n-2)C_{11} \Big|_{\mathcal{O}(n)} \\ &= C_{22} - 2C_{21} + C_{11} = \frac{1}{4}C_R C_A^2, \end{aligned} \quad (\text{F8})$$

$$\begin{aligned} \tilde{C}_{23} &= nC_{23} + 3n(n-1)C_{21} + n(n-1)(n-2)C_{11} \Big|_{\mathcal{O}(n)} \\ &= C_{23} - 3C_{21} + 2C_{11} = \frac{1}{2}C_R C_A^2, \end{aligned} \quad (\text{F9})$$

$$\begin{aligned} \tilde{C}_{24} &= nC_{24} + 2n(n-1)C_{21} + n(n-1)C_{31} + n(n-1)(n-2)C_{11} \Big|_{\mathcal{O}(n)} \\ &= C_{24} - 2C_{21} - C_{31} + 2C_{11} = \frac{1}{4}C_R C_A^2, \end{aligned} \quad (\text{F10})$$

$$\begin{aligned} \tilde{C}_{25} &= nC_{25} + n(n-1)C_{21} + 2n(n-1)C_{31} + n(n-1)(n-2)C_{11} \Big|_{\mathcal{O}(n)} \\ &= C_{25} - C_{21} - 2C_{31} + 2C_{11} = 0, \end{aligned} \quad (\text{F11})$$

$$\tilde{C}_{31} = nC_{31} + 2n(n-1)C_{11} + n(n-1)C_{31} + n(n-1)(n-2)C_{11} \Big|_{\mathcal{O}(n)} = 0, \quad (\text{F12})$$

$$\begin{aligned} \tilde{C}_{32} &= nC_{32} + n(n-1)C_{11} + n(n-1)C_{21} + n(n-1)C_{31} + n(n-1)(n-2)C_{11} \Big|_{\mathcal{O}(n)} \\ &= C_{32} - C_{21} - C_{31} + C_{11} = 0, \end{aligned} \quad (\text{F13})$$

$$\begin{aligned} \tilde{C}_{33} &= nC_{33} + 2n(n-1)C_{21} + n(n-1)C_{31} + n(n-1)(n-2)C_{11} \Big|_{\mathcal{O}(n)} \\ &= C_{33} - 2C_{21} - C_{31} + 2C_{11} = \frac{1}{4}C_R C_A^2, \end{aligned} \quad (\text{F14})$$

$$\begin{aligned} \tilde{C}_{34} &= nC_{34} + n(n-1)C_{21} + 2n(n-1)C_{31} + n(n-1)(n-2)C_{11} \Big|_{\mathcal{O}(n)} \\ &= C_{34} - C_{21} - 2C_{31} + 2C_{11} = 0, \end{aligned} \quad (\text{F15})$$

$$\begin{aligned}
\tilde{C}_{35} &= nC_{35} + 3n(n-1)C_{31} + n(n-1)(n-2)C_{11} \Big|_{\mathcal{O}(n)} \\
&= C_{35} - 3C_{31} + 2C_{11} = 0.
\end{aligned}
\tag{F16}$$

Here we see the general property confirmed that only two-particle irreducible diagrams appear in the logarithm. This means that the color coefficient in the logarithm vanishes for any diagram where one can cut the (closed) Polyakov loop contour in two points such that there are no gluons connecting from one segment of the contour to the other. These are the so-called two-particle reducible diagrams, the diagrams where this is not possible are called two-particle irreducible. Here the considerable reduction in the number of diagrams is even more apparent than in the two-gluon diagrams: out of fifteen unconnected three-gluon diagrams only four survive in the logarithm.

We also see that all higher power terms of C_R are canceled, only the linear term remains and only the two-particle irreducible diagrams have a linear term. This is in accordance with the theorem shown in [24] that the color coefficients in the logarithm all correspond to those of fully connected diagrams. The coefficients of fully connected diagrams depend only linearly on C_R or the $C_R^{(n)}$. So the only terms that can break Casimir scaling come from the $C_R^{(n)}$, see Eq. (47).

-
- [1] A. M. Polyakov, Phys. Lett. **B72**, 477 (1978).
 - [2] J. Kuti, J. Polonyi, and K. Szlachanyi, Phys. Lett. **B98**, 199 (1981).
 - [3] L. D. McLerran and B. Svetitsky, Phys. Rev. **D24**, 450 (1981).
 - [4] K. Fukushima, Annals Phys. **304**, 72 (2003), arXiv:hep-ph/0204302 [hep-ph].
 - [5] E. Gava and R. Jengo, Phys. Lett. **B105**, 285 (1981).
 - [6] Y. Burnier, M. Laine, and M. Vepsäläinen, JHEP **01**, 054 (2010), [Erratum: JHEP **01**, 180 (2013)], arXiv:0911.3480 [hep-ph].
 - [7] N. Brambilla, J. Ghiglieri, P. Petreczky, and A. Vairo, Phys. Rev. **D82**, 074019 (2010), arXiv:1007.5172 [hep-ph].
 - [8] O. Kaczmarek, F. Karsch, P. Petreczky, and F. Zantow, Phys. Lett. **B543**, 41 (2002), arXiv:hep-lat/0207002 [hep-lat].
 - [9] O. Kaczmarek, F. Karsch, F. Zantow, and P. Petreczky, Phys. Rev. **D70**, 074505 (2004),

- [Erratum: Phys. Rev. **D72**, 059903 (2005)], arXiv:hep-lat/0406036 [hep-lat].
- [10] S. Dital, S. Fortunato, and P. Petreczky, Phys. Rev. **D68**, 034008 (2003), arXiv:hep-lat/0304017 [hep-lat].
- [11] A. Mykkanen, M. Panero, and K. Rummukainen, JHEP **05**, 069 (2012), arXiv:1202.2762 [hep-lat].
- [12] Y. Aoki, Z. Fodor, S. D. Katz, and K. K. Szabo, Phys. Lett. **B643**, 46 (2006), arXiv:hep-lat/0609068 [hep-lat].
- [13] M. Cheng *et al.*, Phys. Rev. **D77**, 014511 (2008), arXiv:0710.0354 [hep-lat].
- [14] Y. Aoki, S. Borsányi, S. Durr, Z. Fodor, S. D. Katz, S. Krieg, and K. K. Szabó, JHEP **06**, 088 (2009), arXiv:0903.4155 [hep-lat].
- [15] A. Bazavov *et al.*, Phys. Rev. **D80**, 014504 (2009), arXiv:0903.4379 [hep-lat].
- [16] S. Borsányi, Z. Fodor, C. Hoelbling, S. D. Katz, S. Krieg, C. Ratti, and K. K. Szabo (Wuppertal-Budapest), JHEP **09**, 073 (2010), arXiv:1005.3508 [hep-lat].
- [17] A. Bazavov *et al.*, Phys. Rev. **D85**, 054503 (2012), arXiv:1111.1710 [hep-lat].
- [18] A. Bazavov and P. Petreczky, Phys. Rev. **D87**, 094505 (2013), arXiv:1301.3943 [hep-lat].
- [19] S. Borsányi, Z. Fodor, S. D. Katz, A. Pásztor, K. K. Szabó, and C. Török, JHEP **04**, 138 (2015), arXiv:1501.02173 [hep-lat].
- [20] S. Gupta, K. Huebner, and O. Kaczmarek, Phys. Rev. **D77**, 034503 (2008), arXiv:0711.2251 [hep-lat].
- [21] P. Petreczky and H. P. Schadler, Phys. Rev. **D92**, 094517 (2015), arXiv:1509.07874 [hep-lat].
- [22] J. G. M. Gatheral, Phys. Lett. **B133**, 90 (1983).
- [23] J. Frenkel and J. C. Taylor, Nucl. Phys. **B246**, 231 (1984).
- [24] E. Gardi, E. Laenen, G. Stavenga, and C. D. White, JHEP **11**, 155 (2010), arXiv:1008.0098 [hep-ph]; E. Gardi, J. M. Smillie, and C. D. White, JHEP **1306**, 088 (2013), arXiv:1304.7040 [hep-ph].
- [25] M. Berwein, N. Brambilla, J. Ghiglieri, and A. Vairo, JHEP **03**, 069 (2013), arXiv:1212.4413 [hep-th]; M. Berwein, N. Brambilla, and A. Vairo, Phys. Part. Nucl. **45**, 656 (2014), arXiv:1312.6651 [hep-th].
- [26] E. Braaten and A. Nieto, Phys. Rev. **D53**, 3421 (1996), arXiv:hep-ph/9510408 [hep-ph].
- [27] K. Kajantie, M. Laine, K. Rummukainen, and M. E. Shaposhnikov, Nucl. Phys. **B503**, 357 (1997), arXiv:hep-ph/9704416 [hep-ph].

- [28] P. H. Ginsparg, Nucl. Phys. **B170**, 388 (1980).
- [29] T. Appelquist and R. D. Pisarski, Phys. Rev. **D23**, 2305 (1981).
- [30] E. D'Hoker, Nucl. Phys. **B201**, 401 (1982).
- [31] S. Nadkarni, Phys. Rev. **D27**, 917 (1983).
- [32] N. P. Landsman, Nucl. Phys. **B322**, 498 (1989).
- [33] T. Reisz, Z. Phys. **C53**, 169 (1992).
- [34] P. LaCock, D. E. Miller, and T. Reisz, Nucl. Phys. **B369**, 501 (1992).
- [35] L. Karkkainen, P. LaCock, B. Petersson, and T. Reisz, Nucl. Phys. **B395**, 733 (1993).
- [36] L. Karkkainen, P. LaCock, D. E. Miller, B. Petersson, and T. Reisz, Nucl. Phys. **B418**, 3 (1994), arXiv:hep-lat/9310014 [hep-lat].
- [37] A. Patkos, P. Petreczky, and Z. Szep, Eur. Phys. J. **C5**, 337 (1998), arXiv:hep-ph/9711263 [hep-ph].
- [38] F. Karsch, M. Oevers, and P. Petreczky, Phys. Lett. **B442**, 291 (1998), arXiv:hep-lat/9807035 [hep-lat].
- [39] K. Kajantie, M. Laine, J. Peisa, A. Rajantie, K. Rummukainen, and M. E. Shaposhnikov, Phys. Rev. Lett. **79**, 3130 (1997), arXiv:hep-ph/9708207 [hep-ph].
- [40] M. Laine and O. Philipsen, Phys. Lett. **B459**, 259 (1999), arXiv:hep-lat/9905004 [hep-lat].
- [41] A. Hart and O. Philipsen, Nucl. Phys. **B572**, 243 (2000), arXiv:hep-lat/9908041 [hep-lat].
- [42] A. Hart, M. Laine, and O. Philipsen, Nucl. Phys. **B586**, 443 (2000), arXiv:hep-ph/0004060 [hep-ph].
- [43] A. Cucchieri, F. Karsch, and P. Petreczky, Phys. Lett. **B497**, 80 (2001), arXiv:hep-lat/0004027 [hep-lat].
- [44] A. Cucchieri, F. Karsch, and P. Petreczky, Phys. Rev. **D64**, 036001 (2001), arXiv:hep-lat/0103009 [hep-lat].
- [45] A. D. Linde, Phys. Lett. **B96**, 289 (1980).
- [46] M. Laine and Y. Schröder, JHEP **03**, 067 (2005), arXiv:hep-ph/0503061 [hep-ph].
- [47] E. Braaten and A. Nieto, Phys. Rev. Lett. **74**, 3530 (1995), arXiv:hep-ph/9410218 [hep-ph].
- [48] A. Hietanen, K. Kajantie, M. Laine, K. Rummukainen, and Y. Schröder, Phys. Rev. **D79**, 045018 (2009), arXiv:0811.4664 [hep-lat].
- [49] K. Kajantie, M. Laine, K. Rummukainen, and Y. Schröder, JHEP **04**, 036 (2003), arXiv:hep-ph/0304048 [hep-ph].

- [50] S. Necco, Nucl. Phys. **B683**, 137 (2004), arXiv:hep-lat/0309017 [hep-lat].
- [51] R. Sommer, Nucl. Phys. **B411**, 839 (1994), arXiv:hep-lat/9310022 [hep-lat].
- [52] N. Brambilla, X. Garcia i Tormo, J. Soto, and A. Vairo, Phys. Rev. Lett. **105**, 212001 (2010), [Erratum: Phys. Rev. Lett. **108**, 269903 (2012)], arXiv:1006.2066 [hep-ph].
- [53] A. Bazavov, N. Brambilla, X. Garcia i Tormo, P. Petreczky, J. Soto, and A. Vairo, Phys. Rev. **D86**, 114031 (2012), arXiv:1205.6155 [hep-ph].
- [54] A. Bazavov, N. Brambilla, X. Garcia i Tormo, P. Petreczky, J. Soto, and A. Vairo, Phys. Rev. **D90**, 074038 (2014), arXiv:1407.8437 [hep-ph].
- [55] <http://www.r-project.org/>.
- [56] J. Schwinger, Phys. Rev. **127**, 324 (1962).
- [57] N. H. Christ and T. D. Lee, Phys. Rev. **D22**, 939 (1980).
- [58] A. Andrasi, Eur. Phys. J. **C37**, 307 (2004), arXiv:hep-th/0311118 [hep-th].
- [59] D. J. Broadhurst, Z. Phys. **C54**, 599 (1992).
- [60] N. Gray, D. J. Broadhurst, W. Grafe, and K. Schilcher, Z. Phys. **C48**, 673 (1990).