

Space Filling Designs for Constrained Domains

S. Golchi* J. L. Loepky †

Abstract

Space filling designs are central to studying complex systems, they allow one to understand the overall behaviour of the response over the input space and construct models reduced uncertainty. In many applications a set of constraints are imposed over the inputs that result in a non-rectangular and sometimes non-convex input space. In these cases the existing design construction techniques in the literature cannot be used. We propose a sequential Monte Carlo based algorithm for efficiently generating space filling designs on constrained input spaces. A variant of sequential Monte Carlo sampler is used to generate a large uniform sample over the constrained region. The design is then constructed by sequentially selecting design points from this larger sample with respect to a distance-based design criteria.

KEYWORDS: Computer experiment, Latin hypercube sample, Maximin distance, Sequential Monte Carlo.

1 Introduction

Computer models are extensively used to simulate complex physical processes. In many cases the computer code is time consuming to run and a surrogate model, such as a Gaussian process (GP) is used to learn about the underlying function using the simulator output

*Statistics, University of British Columbia, Kelowna, BC V1V 1V7 (golchi.shirin@gmail.com).

†Statistics, University of British Columbia, Kelowna, BC V1V 1V7

(Sacks et al., 1989; Currin et al., 1991; Santner et al., 2003). Since the evaluations of the simulator are the base of inference and prediction, design of computer experiments that refers to appropriately selecting the sample of input values at which the expensive simulator is run is an important first step when running a computer experiment.

Initial sets of code runs are typically selected using a latin hypercube sample (LHS)(McKay et al., 1979), desirably with some modification such as using a maximin distance (Morris and Mitchell, 1995), correlation based selection criteria (Iman and Conover, 1982) or an orthogonal array based LHS (Tang, 1993; Owen, 1992). Latin hypercube samples can be constructed by assuming the input domain for the computer code is $[0, 1]^d$ and assuming a probability distribution function $\mathcal{P}(\mathbf{x}) \equiv \prod_{i=1}^d \mathcal{P}_i(x_i)$ defined on the hypercube $[0, 1]^d$ which is constructed as the product of independent marginal distributions.

Other design construction strategies for computer experiments are based on optimizing some distance criteria. Minimax and maximin designs (Johnson et al., 1990) are two of the most popular distance based designs. Minimax designs minimize the distance between the farthest point in the input space and the design aiming to provide coverage of the input space while maximin designs maximize the minimum distance in the design aiming to spread the design points as far from each other as possible. Both of these criteria become difficult to optimize for a large number of continuous inputs. However, as mentioned above the maximin criterion can be optimized within a class of space-filling designs such as the LHS (Morris and Mitchell, 1995).

In many cases the input domain may not be rectangular (or even convex) and the prior distribution on the input domain cannot be expressed as the product of independent marginals. Little work has been done on sampling over such domains where challenges arise due to both the irregular nature of the input domain and the possibility of dependencies among the input variables.

Recently, the focus of design researchers has shifted toward non-rectangular space-filling designs. Stinstra et al. (2003) and Trosset (1999) propose optimizing the maximin design criterion subject to arbitrary constraints using non-linear programming solvers. However,

the computational cost and complexity of their approach especially in higher dimensions is restrictive. [Draguljić et al. \(2012\)](#) consider space-filling designs on non-rectangular spaces with a focus on non-collapsingness. Their proposed criterion that is the average reciprocal distance over all the possible projections of the design becomes expensive to compute as the input space dimension increases. Moreover, their method requires the input space to be convex. [Benková et al. \(2015\)](#) propose an algorithm using privacy sets for generating space-filling design. They consider constrained spaces focusing only on linear constraints.

Recently, [Lekivetz and Jones \(2014\)](#) proposed generating a large uniform Monte Carlo sample over the input space that is divided into clusters using hierarchical clustering where the cluster centroids provide the space filling design. The simplicity of this algorithm makes it very affective at generating designs. However, the major drawback of this algorithm is that simple Monte Carlo to construct the sample of points will be inefficient in the case of highly constrained spaces, high dimensions, or black-box constraints. Additionally, if the design region is non-convex the centroids of the clusters are not guaranteed to be in the target region.

Motivated by [Lekivetz and Jones \(2014\)](#) we also provide a Monte Carlo based procedure with two steps. As opposed to using simple Monte Carlo we employ a sequentially constrained Monte Carlo (SCMC) algorithm of [Golchi and Campbell \(2016\)](#). This algorithm allows for efficient sampling over any constrained region with the flexibility of incorporating equality and inequality constraints as well as black-box constraints. Additionally our algorithm can be used to sample from any distribution not just a uniform as is the case for [Lekivetz and Jones \(2014\)](#). Based on the initial (hopefully dense) sample over the region we use an efficient sequential distance based construction algorithm that can be adapted for use of various design criterion. This construction procedure is also robust to the density of the samples over the entire domain.

The remainder of the paper is organized as follows. In Section 2 we explain the sampling algorithm and introduce a general formulation for input constraints. In Section 3 we introduce the design construction approach together with a maximin design criterion. We

also discuss where alternative design criteria could be used in the sequential construction phase. Section 4 illustrates the effectiveness of the algorithm using three examples that exemplify common design scenarios that arise in practice. Finally, we end with a discussion and concluding remarks in Section 5.

2 Sequential Monte Carlo on constrained input spaces

In this section we explain the adaptation of the sequentially constrained Monte Carlo (SCMC) algorithm to generate a uniform sample across the input space \mathcal{X} that is defined by a set of constraints. These constraints could be inequality constraints that define \mathcal{X} as a d -dimensional subspace of \mathcal{R}^d , equality constraints that result in a d -manifold or a combination of the two types of constraints. The goal is to generate a large uniform sample over \mathcal{X} , i.e., to generate a sample from the target distribution

$$\pi^T(\mathbf{x}) = \frac{\mathcal{P}(\mathbf{x})\mathbb{1}_{\mathcal{X}}(\mathbf{x})}{\int_{\mathcal{X}} \mathcal{P}(\mathbf{x})d\mathbf{x}}, \quad (1)$$

where $\mathcal{P}_{\mathcal{X}}(\mathbf{x})$ is the joint probability distribution of the inputs over \mathcal{X} and $\mathbb{1}_{\mathcal{X}}(\mathbf{x})$ is an indicator function that takes a value of 1 if $\mathbf{x} \in \mathcal{X}$ and is zero otherwise. The normalizing constant of this target distribution, i.e., the integral of $\mathcal{P}_{\mathcal{X}}(\mathbf{x})$ over the constrained region, cannot be obtained in most real applications because of the dimensionality and/or complex or unknown form of the constraints. This leaves Monte Carlo schemes that require the distribution to be known only up to a normalizing constant, such as Markov chain Monte Carlo (MCMC) as the only available options for sampling from $\pi^T(\mathbf{x})$. However, MCMC is known to be inefficient and difficult to converge when the sampling space is constrained. This is because the sampler has high rejection rates near the boundaries and if the Markov chain is started outside the boundaries of the space, moving away from the zero probability region with a random walk based sampling scheme is extremely challenging.

We use the approach proposed by [Golchi and Campbell \(2016\)](#) for sampling from constrained distributions that is based on sequential Monte Carlo. The idea is to relax the constraints fully or to an extent that sampling becomes feasible and use particle filtering

schemes to move the samples toward the target distribution while increasing the rigidity of the constraints. A general technique for incorporating explicit soft constraints is proposed in [Golchi and Campbell \(2016\)](#). In the following we explain a generalization of this technique for defining probabilistic boundaries for the input space in the constrained design context.

Let us denote the deviation of a given point \mathbf{x} from the constraints that define the design region \mathcal{X} by $C_{\mathcal{X}}(\mathbf{x})$. The deviation function is defined such that its desired value is zero under equality constraints and any negative value under inequality constraints. For example if one is interested in sampling on the unit circle in \mathcal{R}^2 , i.e., $\mathcal{X} = \{(x_1, x_2) : x_1^2 + x_2^2 = 1\}$ the deviation function is defined as

$$C_{\mathcal{X}}(x_1, x_2) = |x_1^2 + x_2^2 - 1|,$$

while if we are interested in sampling inside the unit circle in \mathcal{R}^2 , i.e., $\mathcal{X} = \{(x_1, x_2) : x_1^2 + x_2^2 < 1\}$ the deviation function is defined as

$$C_{\mathcal{X}}(x_1, x_2) = x_1^2 + x_2^2 - 1.$$

The following probit function is a probabilistic version of the on/off constraint indicator

$$\Phi(-\tau C_{\mathcal{X}}(\mathbf{x})), \tag{2}$$

where Φ is the normal cumulative distribution function and the parameter τ controls the slope of the probit function or in other words the strictness of the constraint. The above function converges to the strict constraint indicator in the limit.

$$\lim_{\tau \rightarrow \infty} \Phi(-\tau C_{\mathcal{X}}(\mathbf{x})) = \mathbb{1}_{\mathcal{X}}(\mathbf{x}). \tag{3}$$

This parametrization of the constraints allows us to define a sequence of densities that impose the constraints more strictly at each step moving toward the target space,

$$\{\pi^t(\mathbf{x})\}_{t=0}^T, \tag{4}$$

$$\pi^t(\mathbf{x}) \propto \mathcal{P}(\mathbf{x}) \Phi(-\tau_t C_{\mathcal{X}}(\mathbf{x})), \tag{5}$$

$$0 = \tau_0 < \tau_1 < \dots < \tau_T \rightarrow \infty, \quad (6)$$

If \mathcal{X} is defined by a set of constraints (i.e., $C_{\mathcal{X}}(\mathbf{x}) = \{C_k(\mathbf{x})\}_{k=1}^K$) the intermediate densities are defined as,

$$\pi^t(\mathbf{x}) \propto \mathcal{P}(\mathbf{x}) \prod_{k=1}^K \Phi(-\tau_t C_k(\mathbf{x})). \quad (7)$$

Note that equality constraints in a continuous parameter space are satisfied with probability zero. However, the deviation from the constraint can be made arbitrarily small by the choice of the final value of the constraint parameter, τ_T .

The SMC sampler is used to draw a sample from $\mathcal{P}(\mathbf{x})$ and filter this initial sample sequentially toward \mathcal{X} . Algorithm 1 outlines the SMC sampler for the case that the inputs are assumed to be distributed uniformly and independently. The initial sample in this case is a uniform sample over the d-dimensional hypercube \mathcal{Q}^d that contains \mathcal{X} . Note that being able to define \mathcal{Q}^d as close as possible to the target space results in more efficiency of the SMC sampler.

An important decision to be made for any SMC sampler is the distance between two consecutive densities in the sequence as well as the length of the sequence. These two factors highly affect the efficiency of the sampler. In our framework this decision reduces to choosing an effective sequence of constraint parameters τ_t that is achieved adaptively in step 3(a) of Algorithm 1 inspired by [Jasra et al. \(2011\)](#) who proposed an adaptive approach for a specific family of SMC algorithms. The idea is to determine the next density in the sequence such that the effective sample size (ESS) does not fall below a given value (for example half of the sample size) in transition from one density to the other. This is done by numerically solving the following equation for τ_t ,

$$\text{ESS} = \frac{\left(\sum_{n=1}^N w_n^t(\tau_t)\right)^2}{\sum_{n=1}^N (w_n^t(\tau_t))^2}, \quad (8)$$

where

$$w_n^t(\tau_t) = \frac{\Phi(-\tau_t C_{\mathcal{X}}(\mathbf{x}_n^{t-1}))}{\Phi(-\tau_{t-1} C_{\mathcal{X}}(\mathbf{x}_n^{t-1}))}. \quad (9)$$

The length of the sequence is also determined by this adaptive approach: a target value for the constraint parameter is chosen (e.g. 10^6) and the algorithm is run until the predetermined

value of the ESS is achieved by this target value.

Another key step of the SMC algorithm is the sampling step (step 3(h)) that prevents particle degeneracy. If the sampling step is skipped or is not done effectively a few probable parameter values are repeatedly copied in the resampling step and in the end one might be left with N identical copies of the same values or in the design context with N copies of a small number of points in the input space. The sampling step comprises one (or a few) MCMC transition step(s) that move the samples slightly under the current posterior at time t , i.e., a proposal followed by a Metropolis-Hastings accept/reject step for each parameter value in the sample. The efficiency of the algorithm can be improved by using the covariance structure of the current density in the proposal distribution if such information is available. However, as a general guideline we suggest Gibbs type transitions (i.e., one dimension at a time) with normal proposal distributions whose variances are chosen adaptively by monitoring the acceptance rate from the previous time step. The notation $\mathbf{x}_n^t \sim K^t$ is used to show the Gibbs/Metropolis-Hastings step for a sample point \mathbf{x}_n where K^t is a transition kernel for π^t .

3 Sequential space-filling designs

In this section we introduce a simple and efficient algorithm to generate a space filling design on an input space \mathcal{X} using a large uniform sample $S = \{\mathbf{x}_1, \dots, \mathbf{x}_N\}$ over \mathcal{X} given a specific design criterion. Let us denote the sequential space filling design we wish to construct on \mathcal{X} by $s = \{\mathbf{x}^1, \dots, \mathbf{x}^P\}$ where \mathbf{x}^p is the design point selected at step $p = 1, \dots, P$. The design s is generated by sequentially selecting points from S that maximize a conditional criterion defined in compliance with an overall distance-based measure of performance for the design,

$$\Psi_\delta(\cdot, s^{p-1}), \tag{10}$$

where δ is a distance metric and s^{p-1} is the design up to selection of the p^{th} point.

For example, consider the maximin design criterion. A design s is maximin if it maximizes

Algorithm 1 SCMC sampling from the space \mathcal{X}

Inputs: Hypercube $\mathcal{Q}^d \supset \mathcal{X}$, constraint $C_{\mathcal{X}}$, sample size N , Target constraint parameter value τ_T .

1: $t \leftarrow 0$

2: Generate a uniform sample S of size N on \mathcal{Q}^d ;

3: Initiate the weights $W_n^0 \leftarrow \frac{1}{N}$ for $n = 1, \dots, N$;

4: **while** $\tau_t \leq \tau_T$ **do**

(a) $t \leftarrow t + 1$

(b) Numerically solve (8) to obtain τ_t ;

(c) $W_n^t \leftarrow W_{t-1}^n w_n^t$ where $w_n^t = \frac{\Phi(-\tau_t C_{\mathcal{X}}(\mathbf{x}_n^{t-1}))}{\Phi(-\tau_{t-1} C_{\mathcal{X}}(\mathbf{x}_n^{t-1}))}$, $n = 1, \dots, N$;

(d) Normalize $W_{1:N}^t$, i.e., $W_n^t \leftarrow \frac{W_n^t}{\sum_{n=1}^N W_n^t}$;

(e) Resample $\mathbf{x}_{1:N}^{t-1}$ with weights $W_{1:N}^t$;

(f) $W_{1:N}^t \leftarrow \frac{1}{N}$;

(g) Sample $\mathbf{x}_{1:N}^t \sim K^t$ (refer to the text for K^t);

5: **end while**

Return: Uniform sample $\mathbf{x}_{1:N}^T$ from \mathcal{X} .

$\min_{\mathbf{x}_i, \mathbf{x}_j \in s} \delta(\mathbf{x}_i, \mathbf{x}_j)$ (Johnson et al., 1990). The conditional maximin criterion is defined as,

$$\Psi_{\delta}(\cdot, s^p) = \min_{\mathbf{x}_j \in s^p} \delta(\cdot, \mathbf{x}_j). \quad (11)$$

A design obtained by iteratively maximizing (11) is, by definition, a conditional maximin design (cMm). At each step p , the design s^p is the maximum distance design among those designs that contain s^{p-1} resulting in an increasing sequence of cMm designs,

$$s^1 \subset s^2 \subset \dots \subset s^P.$$

The cMm designs can be obtained with a computationally efficient algorithm outlined in Algorithm 2. The efficiency of this algorithm is a result of the nature of the maximin

criterion: at each step p the minimum distance in the p -point maximin design is the distance of the most recently added point and the closest design point. This is because the p -point design is obtained by adding a point to a $(p - 1)$ -point maximin design and the minimum distance can only decrease at each step. This property saves us the computation of the minimum distance for all the $N - p$ candidate designs at step p . The maximin design is obtained by adding the point in S that has the maximum distance to the design. The distance of a point to the design at each step is also obtained by computing the distance with the most recently added point in the design since the distances with the rest of the design points are already computed in the previous iterations.

The above sequential design construction methodology is very flexible in that a variety of designs are covered in this framework by the choice of the distance metric δ and the design criterion Ψ_δ . One important consideration not easily handled by the maximin criteria is that of the distance performance in lower dimensional projections as originally discussed in [Welch et al. \(1996\)](#). For example, consider the non-collapsing space filling designs proposed by [Draguljić et al. \(2012\)](#) that is based on average reciprocal distance (ARD). Sequential non-collapsing designs can be obtained by sequentially maximizing the conditional ARD given by,

$$\Psi_\delta(\cdot, s^p) = \left\{ \frac{1}{\sum_{q \in 1, \dots, P} \binom{P}{q}} \sum_{q \in 1, \dots, P} \sum_{r=1}^{\binom{P}{q}} \sum_{\mathbf{x}_j \in s^p} \frac{q^{\frac{k}{2}}}{\delta_{qr}^k(\cdot, \mathbf{x}_j)} \right\}^{-\frac{1}{k}}. \quad (12)$$

where δ_{qr}^k is the k^{th} order Euclidean distance in the r^{th} projection of the q^{th} dimension. Note that this criterion becomes very expensive to compute as the dimensionality of the input space increases that in turn affects the efficiency of the design algorithm.

Another recently introduced design criterion is the maximum projection (MaxPro) criterion by [Joseph and Gul \(2015\)](#). The sequential equivalent of MaxPro criterion is given by,

$$\Psi_\delta(\cdot, s^p) = \left\{ \sum_{\mathbf{x}_j \in s^p} \frac{1}{\delta_\theta^k(\cdot, \mathbf{x}_j)} \right\}^{-1}. \quad (13)$$

In our examples we use the cMm design criterion with the following weighted Euclidean

distance metric,

$$\delta_{\boldsymbol{\theta}}(\mathbf{x}_i, \mathbf{x}_j) = \left(\sum_{d=1}^D \theta_d (x_{di} - x_{dj})^2 \right)^{-\frac{1}{2}} \quad (14)$$

where $\boldsymbol{\theta} = (\theta_1, \dots, \theta_D)$ allows weighting the distance differently with respect to different dimensions or obtain the distance and the corresponding design in a subspace of \mathcal{X} by setting some θ_d equal to zero. See [Johnson et al. \(1990\)](#); [Loeppky et al. \(2010\)](#) for benefits of using this weighting in practice.

Algorithm 2 Sequential maximin design

Input: S

- 1: Initialize the design:
 - 1-1: sample \mathbf{x}^1 from S ;
 - 1-2: $s^1 = \{\mathbf{x}^1\}$;
 - 1-3: $\psi_i^1 \leftarrow \delta_{\boldsymbol{\theta}}(\mathbf{x}_i, \mathbf{x}^1)$, for $\mathbf{x}_i \in S$, $i = 1, \dots, N$.
- 2: **for** $p := 2, \dots, P$ **do**
- 3: **for** $i := 1, \dots, N$ **do**
 - 3-1: $\delta_i \leftarrow \delta_{\boldsymbol{\theta}}(\mathbf{x}_i, \mathbf{x}^{p-1})$, for $\mathbf{x}_i \in S$, $i = 1, \dots, N$;
 - 3-2: $\psi_i^p \leftarrow \min(\delta_i, \psi_i^{p-1})$, $i = 1, \dots, N$;
- 4: **end for**
- 5: $\mathbf{x}^p \leftarrow \mathbf{x}_{i_{\max}}$ where i_{\max} is the index of the largest ψ_i^p .
- 6: **end for**

Return: Design $s = \{\mathbf{x}^1, \dots, \mathbf{x}^P\}$.

3.1 Alternative Design Algorithms

Having a uniformly covering sample of points over high-dimensional, highly constrained continuous input spaces makes possible the implementation of many existing design algorithms that would be otherwise infeasible or extremely expensive to use. Examples of

these existing methods are algorithms for constructing D-optimal designs (Mitchell, 1974; Cook and Nachtsheim, 1980; Welch, 1984; Nguyen and Miller, 1992; Morris, 2000) in classical design of experiments and the hierarchical clustering method of Lekivetz and Jones (2014).

The D-optimality algorithms can be modified for optimization of other design criteria such as the maximin criterion. Most of these algorithms are based on a basic exchange algorithm that iteratively adds and removes a single or multiple points to the design toward improvement of the design criterion. We implemented the simplest version of the exchange algorithm to obtain the maximin design and compared the results with our cMm designs. The minimum distance of the cMm design was consistently larger than that of the design obtained by the exchange algorithm in our comparisons. This is not surprising since the limitations of the basic exchange algorithm are well understood and acknowledged in the literature and there are multiple extensions and modifications proposed to improve the performance. The purpose of our trials with the exchange algorithm was to verify the possibility of implementation of such algorithms given a uniform sample of the space rather than an extensive comparison.

The fff design of Lekivetz and Jones (2014) on the other hand is thoroughly studied and compared in different scenarios to the proposed cMm design since it is the only other Monte Carlo based design construction method in the literature. Although, Lekivetz and Jones (2014) use simple Monte Carlo that is highly inefficient in high dimensional and/or highly constrained input spaces, with a uniform sample at hand comparisons shall be made between their hierarchical clustering and Algorithm 2 with the cMm criterion. We argue that the sequential selection algorithm is a better alternative to the clustering based design in terms of every “ \mathbf{f} ” in the so-called fff design.

The sequential weighting and sampling with the cMm criterion is much faster than hierarchical clustering. The time complexity of Algorithm 2 is $O(NP)$ while hierarchical clustering algorithms vary in terms of time complexity from $O(N^2)$ in the fastest methods to $O(N^3)$ in the brute force clustering algorithms. In addition the selection of design points after

clustering adds a time complexity of at least $O(P)$ if a summary of the cluster is used. This additional time complexity is larger if a distance based criterion is used to select the design points. The weighted design is more flexible than the clustering based method in allowing use of a range of design criterion as well as distance metrics depending on the purpose of the experiments and features of the input space. In regard to space fillingness, numerical results for our examples suggest that the cMm design outperforms the fff design in terms of maximinity in the original space and some lower dimensional projections and minimaxity in the original space and all lower dimensional projections. In addition to the above arguments, there are specific situations where the clustering based method performs poorly. The following examples highlight these specific cases.

4 Examples

In this section we demonstrate the performance of the design construction method introduced in the previous sections using three examples. As noted earlier, there is no existing methodology that can be implemented for non-rectangular and non-convex design spaces that would be comparable to the proposed methodology in terms of simplicity and efficiency. However, after obtaining a uniform sample over the design space one can use the clustering based method of [Lekivetz and Jones \(2014\)](#). Therefore, we compare our designs to those obtained by the clustering method in terms of the following measures of performance given by [Joseph and Gul \(2015\)](#),

$$Mm_q = \min_{r=1, \dots, \binom{D}{q}} \left\{ \frac{1}{\binom{P}{2}} \sum_{i=1}^{P-1} \sum_{j=i+1}^P \frac{1}{\delta_{qr}^{2q}(\mathbf{x}_i, \mathbf{x}_j)} \right\}^{-\frac{1}{2q}} \quad (15)$$

which is a measure of “maximinity” of the design projected in the sub-dimension, $q = 1, \dots, D$. Larger values of Mm_q show better performance of the design;

$$mM_q = \max_{r=1, \dots, \binom{D}{q}} \max_{\mathbf{u} \in \mathcal{X}_q} \left\{ \frac{1}{P} \sum_{i=1}^P \frac{1}{\delta_{qr}^{2q}(\mathbf{u}, \mathbf{x}_i)} \right\}^{-\frac{1}{2q}} \quad (16)$$

that is a measure of “minimaxity” of the design projected in the sub-dimension, $q = 1, \dots, D$. Smaller values of mM_q show better performance of the design.

4.1 A constrained non-convex input space

Non-rectangular subsets of \mathcal{R}^n defined by a set of inequality constraints over the inputs of a complex function commonly appear in computer experiments. In this section we consider a non-convex subset of \mathcal{R}^2 defined by non-linear inequality constraints. Consider the crescent that is created as two half parabolas cross each other,

$$\mathcal{X} = \{(x_1, x_2) \in \mathcal{R}^2, \sqrt{33x_2^2 + 1} < x < \sqrt{14x_2^2 + 2}\}. \quad (17)$$

A uniform sample of size 10,000 is generated over \mathcal{X} using Algorithm 1. We emphasize that covering a shape such as the crescent using simple Monte Carlo and rejection sampling or MCMC would be extremely challenging if not infeasible. The sequential weighted design with the cMm criterion (Algorithm 2) as well as the hierarchical clustering method of [Lekivetz and Jones \(2014\)](#) is used to generate space-filling designs of size $P = 20$. Figure 1 shows the two designs. The first difference that is evident in this figure is that the cMm design provides better coverage of the boundary of the input space in compare to the fff design. The reason is the choice of cluster centroids as the design points in the fff design which could be improved using an alternative choice.

The two designs are compared in terms of the maximin and minimax criteria in the 2d space and 1d projections. The criteria are computed for 100 randomly generated cMm designs and for the one deterministic fff design. Figure 2 shows the comparison results in from of boxplots of the computed criteria for the cMm designs as well as that of the fff design illustrated by the dashed lines. The cMm design outperforms the fff design 100% of the time with respect to maximinity criterion in two dimensions and with respect to minimaxity in two dimensions and 1-d projections. The fff design has better projected minimaxity 25% of the times.

As mentioned before the cMm design is much less sensitive to varying density of the initial sample across the input space in comparison to the clustering based designs. To demonstrate this property we thin the uniform sample in a subregion such that the density of S varies across \mathcal{X} (see Figure 3). The cMm and the clustering based designs are obtained using the

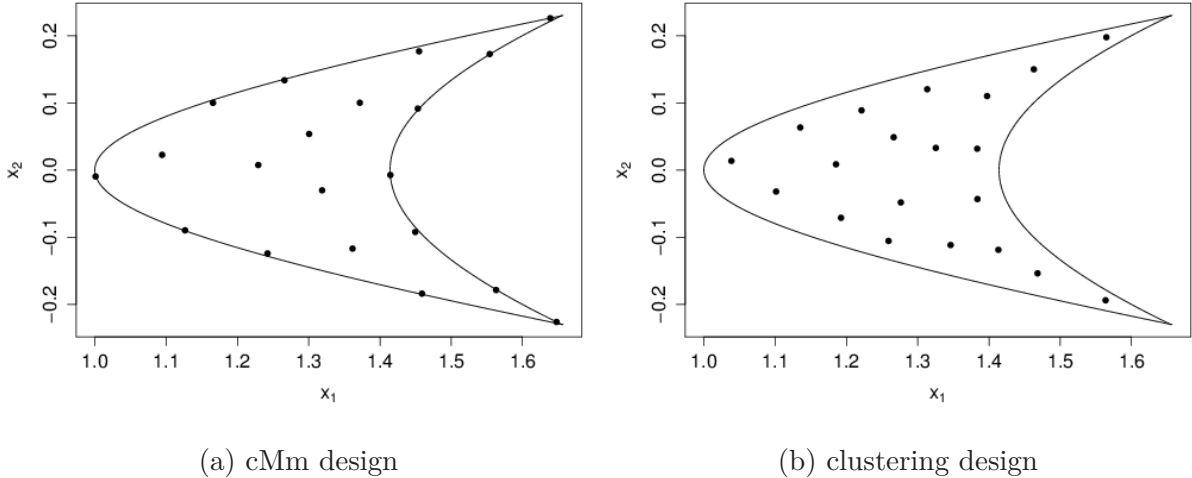


Figure 1: Space filling designs of size 20 on the 2d sub-space of \mathcal{R}^2 given in (17), obtained by (a) the cMm design algorithm (b) clustering method. Both designs are points selected from a large uniform sample over \mathcal{X} .

thinned sample. Figure 4 shows the two designs. The cMm design remains more or less unaffected by the violation of uniformity in S while the clustering based design is evidently more sparse in areas that the initial sample was thinned.

4.2 Space-filling design on a manifold

The next framework in which we use the proposed method is generating space-filling designs on manifolds, i.e., zero measure subsets of \mathcal{R}^n defined by equality constraints. As mentioned before generating samples on manifolds using Monte Carlo methods in the embedding space is an unsolved problem ¹. However, as noted by [Golchi and Campbell \(2016\)](#) SCMC generates samples arbitrarily close to the manifold. In the following we construct a space-filling design on a torus in \mathcal{R}^3 given by

$$\left(2 - \sqrt{x_1^2 + x_2^2}\right)^2 + x_3^2 = 1.$$

¹<https://xianblog.wordpress.com/2014/03/24/mcmc-on-zero-measure-sets/>

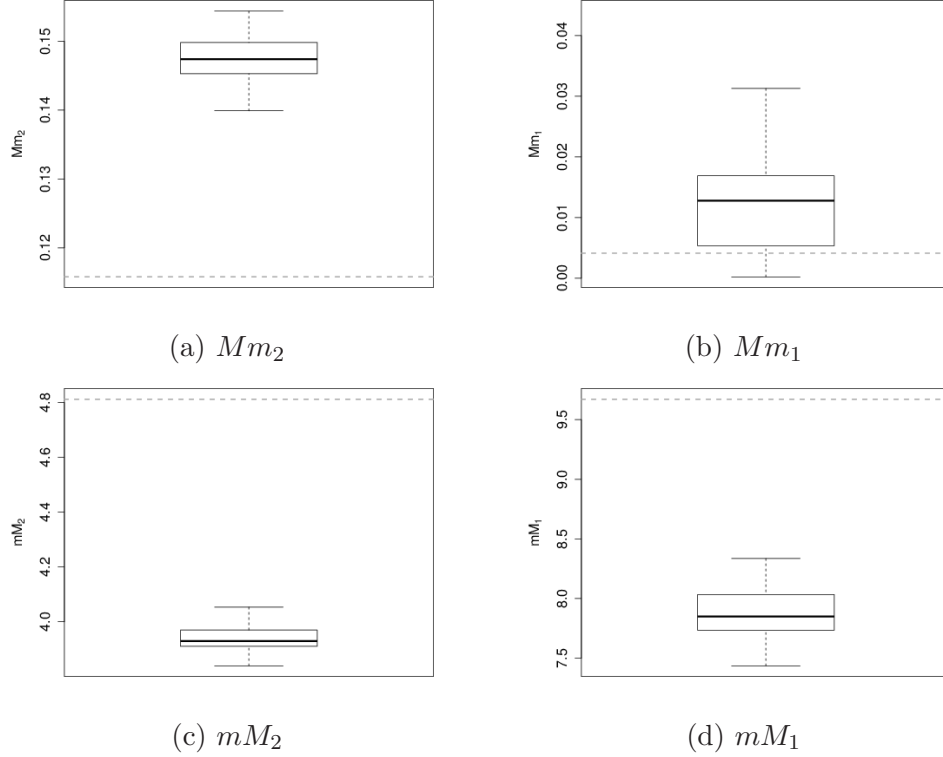


Figure 2: Comparisons of design criteria between the cMm design and the fff design - the boxplots of the criteria for 100 randomly generated cMm designs and dashed lines identifying that of the deterministic fff design (a) maximin criterion in 2d (larger is better) (b) maximin criterion in 1d projections (larger is better) (c) minimax criterion in 2d (smaller is better) (d) minimax criterion in 1d projections (smaller is better)

A uniform sample of size $N = 100,000$ is generated over the manifold given Algorithm 1. The absolute values of the deviations of the generated sample points from the target manifold are plotted in Figure 5. To generate the cMm and the fff designs we use a uniform subsample of size 20,000 of the initial sample. The reason for this downsizing is that the hierarchical clustering becomes very time consuming for large sample sizes. The $P = 50$ design points are plotted as black dots over the surface of the torus in Figure 6. In Figure 6b some of the design points generated by the fff design are hiding below the torus surface. This is due to the choice of the cluster centroids as the design points. The centroid is most likely to

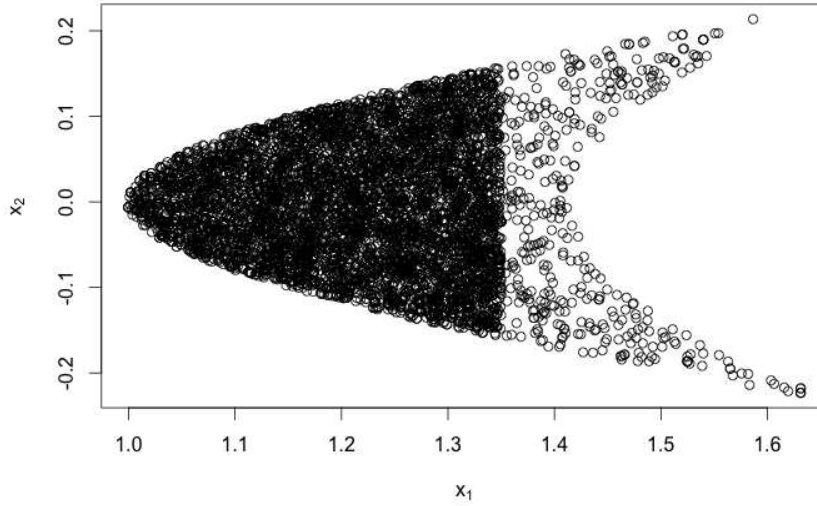


Figure 3: A non-uniform sample over \mathcal{X} .

fall outside the controlled deviation threshold when the cluster is on a curved surface such as the torus. On the other hand, the cMm design is a subset of the initial uniform sample and therefore the design points are guaranteed to remain within the maximum deviation threshold. This is illustrated in Figure 5b that shows the boxplots of the deviations of the two designs from the target manifold.

4.3 Design of mixture experiments

Mixture experiments, are the family of experiments in which the input space is a simplex given by the constraint $\sum_d^D x_d = 1$, have received significant attention in the design literature. Traditional design of mixture experiments include simplex lattice (Scheffé, 1958) and simplex centroid (Scheffé, 1963) for the case that no other restrictions are imposed on the inputs and later on the extreme vertices (McLean and Anderson, 1966) that can be used when additional inequality constraints are present. However, the traditional designs of mixture experiments are focused at the boundaries and corners of the input space by definition and the interior of the input space is filled by adding the averages of every two edge point. These type

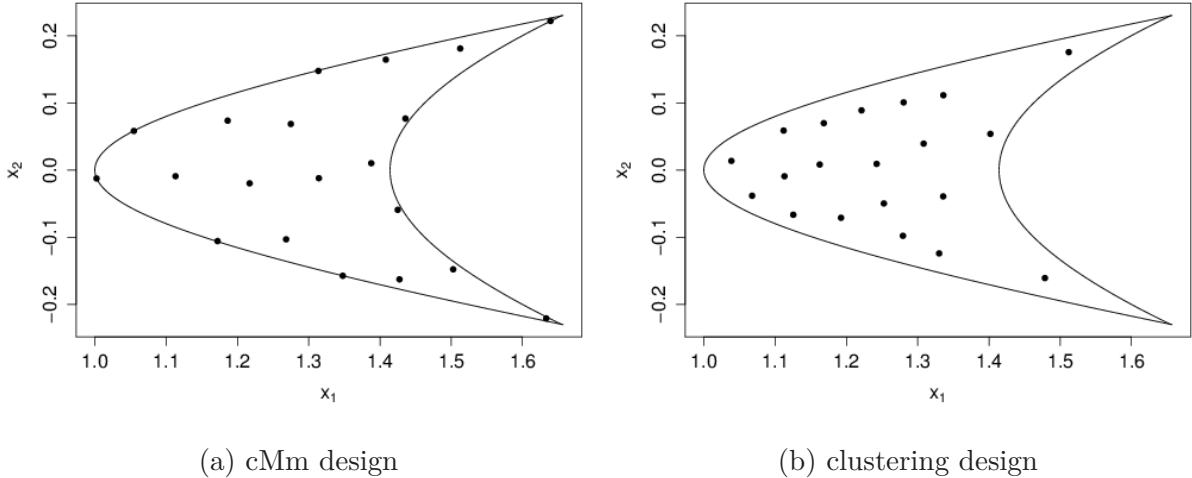


Figure 4: Space filling designs of size 20 on the 2d sub-space of \mathcal{R}^2 given in (17), obtained by (a) the cMm design algorithm (b) clustering method. The designs are points selected from a partially thinned sample over \mathcal{X} .

of designs have poor coverage and projection properties. Examples of more recent work is the use of fff designs for constructing designs of mixture experiments in the JMP software (SAS Institute Inc, 2015) as well as Borowski and Piepel (2009) who propose a method based on a transformation applied to LHS on the unconstrained hypercube referred to as number theoretic mixture designs (NTMD) and use multiple distance-based criteria to choose from a large number of NTMD's.

This brief literature review is meant to acknowledge a collection of existing methods for mixture designs. In the following we use a mixture experiment to demonstrate the flexibility and performance of our algorithms in a higher dimensional input space with both equality and inequality constraints. While our method is not a unique solution for design of mixture experiments it is an easy-to-implement and efficient candidate among the available methods. Again, we only compare our results with those generated by the fff design since it is the only other Monte Carlo based method and therefore the most comparable.

Consider the flare manufacturing example of McLean and Anderson (1966) also used by Montgomery and Rollier (1997) where the inputs are four chemical constituents with the

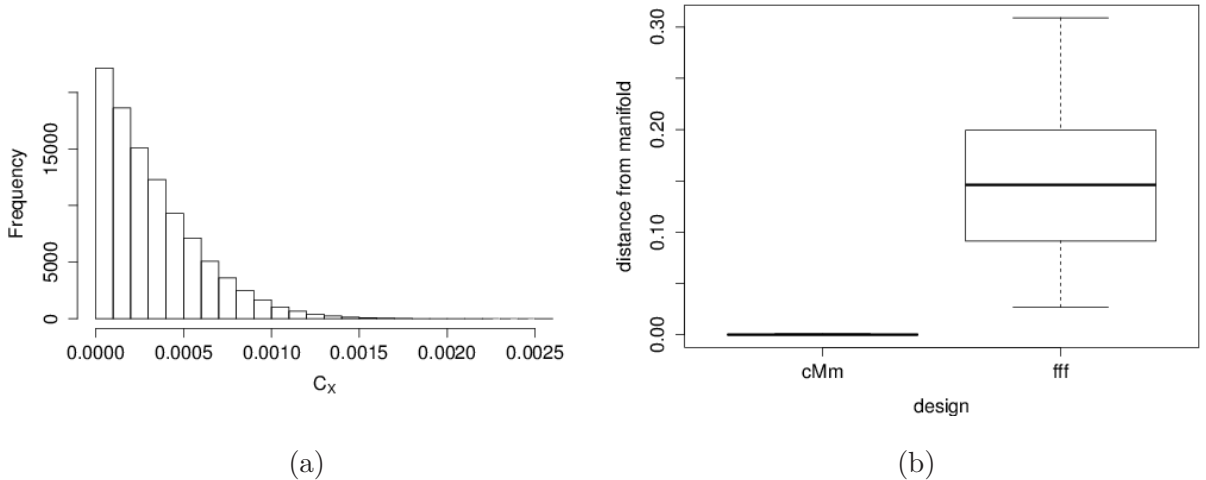


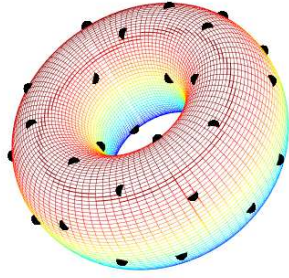
Figure 5: (a) Histogram of the deviations of the sample generated by SCMC from the target manifold. (b) boxplot of the deviations of the cMm design and the fff design from the target manifold.

following constraints,


$$\mathcal{X} = \{(x_1, x_2, x_3, x_4) : \sum_{d=1}^D x_d = 1, 0.4 \leq x_1 \leq 0.6, 0.1 \leq x_2, x_3 \leq 0.47, 0.03 \leq x_4 \leq 0.08\}$$

Algorithm 1 is specifically efficient for this type of examples since the lower and upper bounds over the experiment factors can be used to define the initial wrapper hypercube. To make sure that the boundaries are sampled properly we define this initial hypercube by subtracting and adding a small distance ϵ to the lower and upper bounds respectively.

Designs of size $P = 50$ are generated using the cMm criterion as well as the hierarchical clustering methods. To compare the two design construction methods the maximin and minimax criteria, (15) and (16), are computed for 100 simulations of the cMm design and the one deterministic fff design in the four-dimensional space and for the three lower dimensional projections. The results are presented in Figures 7 and 8 in form of the boxplots of the performance measures for the 100 random cMm designs and dashed lines that show the value of the corresponding performance measures for the fff designs. The cMm designs outperform the fff design with respect to maximinity in the original space and 3-d and 1-d projections 100% of the time. The fff design has higher maximinity measure more than 50%



(a) cMm design



(b) fff design

Figure 6: Designs generated by the (a) sequential cMm (b) hierarchical clustering algorithms on the surface of a torus.

of the cMm designs in the 2-d projections. In terms of minimaxity, the cMm design has better performance 100% of the time in the original space as well as all lower dimensional projections.

5 Discussion

In this paper we have proposed a two-stage methodology for constructing space-filling designs on highly constrained input spaces. In the first step we generate a uniform sample of points that covers the constrained input space. In the second step we propose a sequential selection algorithm that chooses the design points from the initial sample of points according to a distance criterion. We use a design criterion that is motivated by the maximin criteria.

The main advantage of the proposed methodology is its simplicity and flexibility. The SCMC algorithm used to generate an initial sample is an exceptional tool for Monte Carlo sampling from constrained regions. A finite uniform sample of points over high-dimensional, highly constrained continuous input spaces facilitates the implementation of existing design algorithms that would be otherwise difficult. Examples of these existing methods are

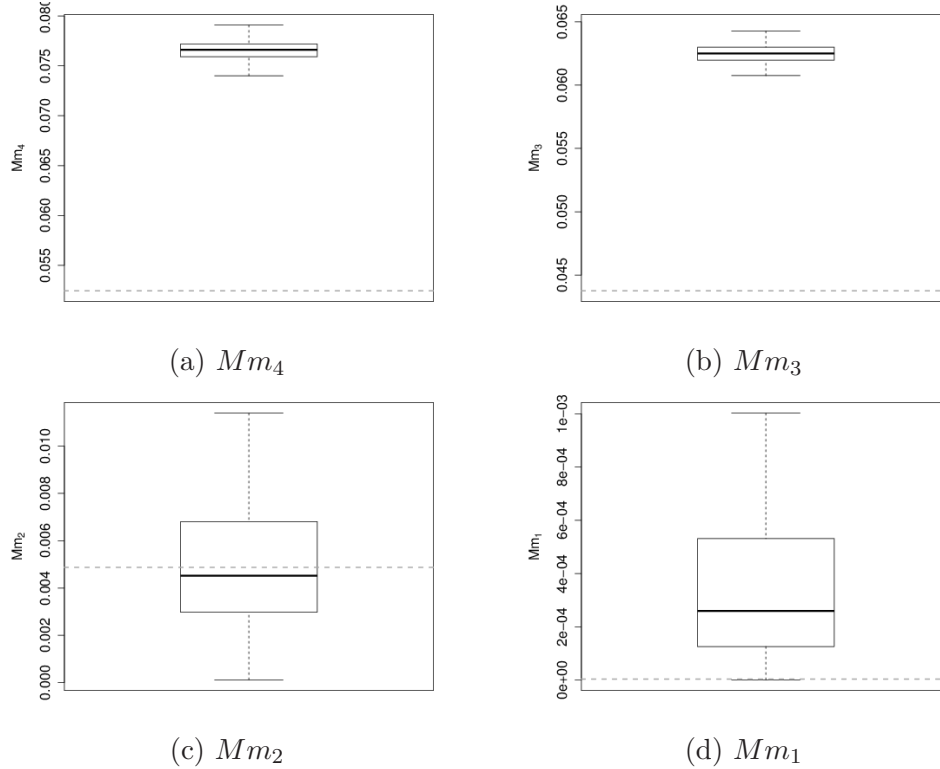


Figure 7: Comparisons of design criteria between the cMm design and the clustering based design - the boxplots show the maximum criterion for 100 randomly generated cMm designs and the dashed lines are the maximum criterion for the deterministic clustering based design for the (a) 4-d, (b) 3-d, (c) 2-d and (d) 1-d projections of the designs

algorithms for constructing D-optimal designs and the hierarchical clustering method of [Lekivetz and Jones \(2014\)](#).

Based on the comparisons our method is faster and more flexible and has a better performance in terms of space-fillingness in compare to the fff design. Specifically, our method will perform better in higher dimensions, problems where the input space is non-convex and cases of highly constrained regions where generating dense samples may be difficult.

A challenging design scenario is creating a space-filling design on a manifold as illustrated in Section 4.2. The SMC algorithm generates samples that are within a controlled threshold from the manifold. Since Algorithm 2 selects the space filling design from the larger sample

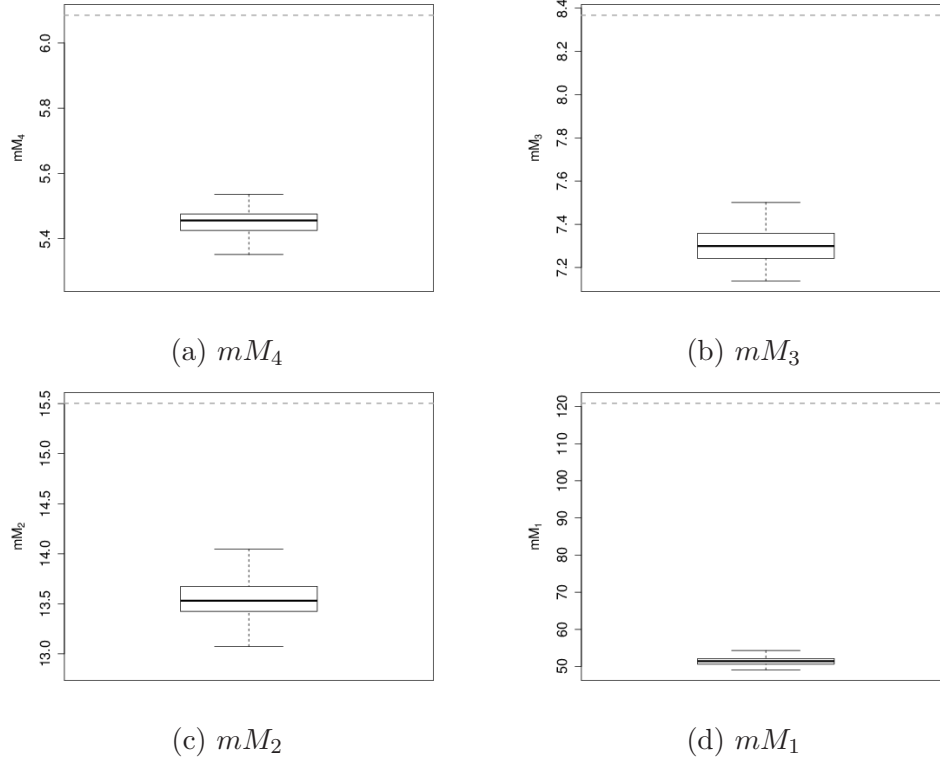


Figure 8: Comparisons of design criteria between the cMm design and the clustering based design - the boxplots show the minimax criterion for 100 randomly generated cMm designs and the dashed lines are the minimax criterion for the deterministic clustering based design for the (a) 4-d, (b) 3-d, (c) 2-d and (d) 1-d projections of the designs

the design is also guaranteed to be within this pre-specified error threshold from the manifold. This is not the case for the clustering based design of [Lekivetz and Jones \(2014\)](#) since the centroid of the cluster can fall outside the error threshold. While this issue stands out in the manifold example it raises the more general criticism of the use of the cluster centroid for any non-convex input space.

Another advantage of the sequential design over the clustering based methods is that it is less sensitive to the coverage of the initial uniform sample. If the sampling is not done effectively and the uniform sample is sparse in some regions of the input space this affects the formation of the clusters and therefore the design can also be sparse in specific regions.

The cMm design on the other hand is not as sensitive to the density of the initial sample. Points in sparse regions can still be selected in the design according to the conditional design criterion. The comparison made in Section 4.1 highlights this property.

Our contribution can be summarized into the following: Our adaptation of the SCMC sampling algorithm provides a discretization for high-dimensional, constrained, continuous input spaces that facilitates various existing design algorithms. In addition, we propose a sequential selection algorithm that is adaptable to use various distance-based design criteria and is an efficient alternative to many existing methods.

ACKNOWLEDGEMENTS

The research of Loepky was supported by Natural Sciences and Engineering Research Council of Canada Discovery Grant (RGPIN-2015-03895). The authors also acknowledge the support and encouragement of C. C. Essix.

References

- Benková, E., Harman, R., and Müller, W. G. (2015), “Privacy Sets for Constrained Space-filling,” .
- Borowski, J. J. and Piepel, G. F. (2009), “Uniform Designs for Highly Constrained Mixture Experiments,” *Journal of Quality Technology*, 41, 35–47.
- Cook, R. D. and Nachtsheim, C. J. (1980), “A Comparison of Algorithms for Constructing Exact D-Optimal Designs,” *Technometrics*, 22, 315–324.
- Currin, C., Mitchell, T., Morris, M., and Ylvisaker, D. (1991), “Bayesian Prediction of Deterministic Functions, With Applications to the Design and Analysis of Computer Experiments,” *Journal of the American Statistical Association*, 86, 953–963.
- Draguljić, D., Santner, T. J., and Dean, A. M. (2012), “Noncollapsing space-filling designs for bounded nonrectangular regions,” *Technometrics*, 54, 169–178.
- Golchi, S. . and Campbell, D. A. (2016), “Sequentially Constrained Monte Carlo,” *Computational Statistics and Data Analysis*, 97, 98–113.
- Iman, R. L. and Conover, W. J. (1982), “A Distribution-Free Approach to Inducing Rank Correlation Among Input Variables,” *Communications in Statistics. Simulation and Computation.*, 11, 311–334.

- Jasra, A., Stephens, D. A., and Doucet, A. (2011), “Inference for Lévy-Driven stochastic volatility models via adaptive sequential Monte Carlo.” *Scandinavian Journal of Statistics*, 38, 1–22.
- Johnson, M. E., Moore, L. M., and Ylvisaker, D. (1990), “Minimax and Maximin Distance Designs,” *Journal of Statistical Planning and Inference*, 26, 131–148.
- Joseph, V. R. and Gul, E. (2015), “Maximum Projection Designs for Computer Experiments,” *Biometrika*, 1–10.
- Lekivetz, R. and Jones, B. (2014), “Fast Flexible Space-filling Designs for Nonrectangular Regions,” *Quality and Reliability Engineering*, 31.
- Loeppky, J. L., Moore, L. M., and Williams, B. J. (2010), “Batch Sequential Designs for Computer Experiments,” *Journal of Statistical Planning and Inference*, 140, 1452–1464.
- McKay, M. D., Beckman, R. J., and Conover, W. J. (1979), “A Comparison of Three Methods for Selecting Values of Input Variables in the Analysis of Output from a Computer Code,” *Technometrics*, 21, 239–245.
- McLean, R. A. and Anderson, V. L. (1966), “Extreme Vertices Design of Mixture Experiments,” *Technometrics*, 8, 447–454.
- Mitchell, T. J. (1974), “An Algorithm for the Construction of “D-optimal” Experimental Designs,” *Technometrics*, 16, 203–210.
- Montgomery, D. C. and Rollier, D. A. (1997), “Design of Mixture Experiments Using Bayesian D-Optimality,” *Journal of Quality Technology*, 29, 451–463.
- Morris, M. D. (2000), “Three Technometrics Experimental Design Classics,” *Technometrics*, 42, 26–27.
- Morris, M. D. and Mitchell, T. J. (1995), “Exploratory Designs for Computational Experiments,” *Journal of Statistical Planning and Inference*, 43, 381–402.
- Nguyen, N. and Miller, A. J. (1992), “A Review of some Exchange algorithms for Constructing Discrete D-Optimal Designs,” *Computational Statistics and Data Analysis*, 14, 489–498.
- Owen, A. B. (1992), “Orthogonal Arrays for Computer Experiments, Integration and Visualization,” *Statistica Sinica*, 2, 439–452.
- Sacks, J., Welch, W. J., Mitchell, T. J., and Wynn, H. P. (1989), “Designs and Analysis of Computer Experiments (with Discussion),” *Statistical Science*, 4, 409–435.

- Santner, T. J., Williams, B. J., and Notz, W. I. (2003), *The Design and Analysis of Computer Experiments*, New York: Springer.
- SAS Institute Inc (2015), *JMP® 12 Design of Experiments Guide*, Cary, NC: SAS Institute Inc.
- Scheffé, H. (1958), “Experiments with Mixtures,” *Journal of the Royal Statistical Society B*, 20, 344–360.
- (1963), “The Simplex-Centroid Design for Experiments with Mixtures,” *Journal of the Royal Statistical Society B*, 25, 235–263.
- Stinstra, E., Stehouwer, P., den Hertog, D., and Vestjens, A. (2003), “Constrained Maximin designs for Computer Experiments,” *Technometrics*, 45, 340–346.
- Tang, B. (1993), “Orthogonal Array-based Latin Hypercubes,” *Journal of the American Statistical Association*, 88, 1392–1397.
- Trosset, M. W. (1999), “Approximate Maximin Distance Designs,” *Proceedings of the Section on Physical and Engineering Sciences*.
- Welch, W. J. (1984), “Computer-Aided Design of Experiments for Response Estimation,” *Technometrics*, 26, 217–224.
- Welch, W. J., Buck, R. J., Sacks, J., Wynn, H. P., Morris, M. D., and Schonlau, M. (1996), “Response to James M. Lucas,” *Technometrics*, 38, 199–203.

