

Di-photon resonance around 750 GeV: shedding light on the theory underneath

Joydeep Chakraborty^{a1}, Arghya Choudhury^{b2}, Pradipta Ghosh^{c,d3}, Subhadeep Mondal^{e4},
Tripurari Srivastava^{a5}

^a Department of Physics, Indian Institute of Technology, Kanpur-208016, India

^b Consortium for Fundamental Physics, Department of Physics and Astronomy,
University of Sheffield, Sheffield S3 7RH, United Kingdom

^c Laboratoire de Physique Théorique, CNRS, UMR 8627, Univ. Paris-Sud, Université
Paris-Saclay, 91405 Orsay, France

^d Centre de Physique Théorique, Ecole polytechnique, CNRS, UMR 7644, Université Paris-Saclay,
91128 Palaiseau, France

^e Regional Centre for Accelerator-based Particle Physics, Harish-Chandra Research Institute,
Allahabad 211019, India

Abstract

The run-II LHC data has come up with a very exciting excess in the di-photon channel. This has been confirmed by both the ATLAS and CMS. Both the ATLAS and CMS have announced the observation of 14 and 10 excess events in the di-photon invariant mass ($m_{\gamma\gamma}$) around 750 GeV and 760 GeV with statistical significance 3.9σ and 2.6σ significances respectively. In this paper we have framed a model independent analysis to understand how this excess can give a bias to the searches for new physics beyond the Standard Model (BSM). We have defined a set of effective couplings among the new particle (\tilde{H}), which we considered as spin-0, and gluons and photons respectively. Then we have performed a simulation based analysis to fit the production cross-section and excess event for process $pp \rightarrow \tilde{H} \rightarrow \gamma\gamma$. In the process we have sorted out the required correlation among those effecting couplings. We have also provided a model independent analysis on the decay branching ratios of $\tilde{H} \rightarrow gg$ and $\tilde{H} \rightarrow \gamma\gamma$ and determined the necessary mutual contaminations among them to reproduce the excess event in

¹Email: joydeep@iitk.ac.in

²Email: a.choudhury@sheffield.ac.uk

³Email: pradipta.ghosh@th.u-psud.fr

⁴Email: subhadeepmondal@hri.res.in

⁵Email: tripurar@iitk.ac.in

the framework of any models. Then we have performed a generic analysis to show the impact of this excess on different possible SM-extensions with particles of different charge and colour structures.

The very recent announcements from ATLAS [1, 2] and CMS [3, 4] from the first run-II data with 13 TeV center of mass energy have hinted a new possible excitation around 750 GeV. Both of them have noted excess in the di-photon ($\gamma\gamma$) channel. With an integrated luminosity of 3.2 fb^{-1} and 2.6 fb^{-1} both the ATLAS and CMS have noted the di-photon invariant mass ($m_{\gamma\gamma}$) around 750 GeV and 760 GeV with statistical significances 3.9σ and 2.6σ respectively.

ATLAS and CMS experiments have come up with an excess of events 14 and 10 respectively in the $\gamma\gamma$ mode which are dubiously not escorted by neither leptons nor jets nor missing energy. No significant excess was reported in this channel from either CMS or ATLAS after run-I. But interestingly, the very early 13 TeV data has shown an excess which is significant enough to excite us. Now the question is whether this is just a statistical fluctuations or hints for new physics. We have considered this data in a conclusive mood as there is a significant jump in the center of mass energy (13 TeV from 8 TeV) in run-II, which makes us believe in the possibility of hitting the right zone. After the announcement few analyses have come up to explain this excess [7–24].

But after adjudging the quality and present status of the excess we have preferred to draw an outline of new physics effect through a model independent approach rather going to look for a very specific model. We have strategised our mode of operation in a following manner: we have considered a *new* excitation with mass 750 GeV which is being produced on-shell. Now this *new* particle can be either a spin-0 (scalar) or a spin-2 (gravi-scalar component) particle as it is decaying to two massless spin-1 objects, i.e., photon [5, 6]. The dominant production channel is the gluon fusion. Now if we say that it has couplings exactly like the SM Higgs then it is easy to falsify that idea as a 750 GeV SM Higgs cannot explain this excess. Also one needs to keep in mind about its possible decay width $\sim 50\text{ GeV}$, which may be sufficient to rule out many well-known scenarios [10]. So this excess is not only hinting for a new particle with mass 750 GeV, but also forcing us to think of few more new particles beyond the Standard Model (BSM) which are floating around this energy scale and are awaiting to be detected in near future. At this level, we are not bothered about those new particles. We have introduced an effective lagrangian in a very much similar form:

$$\mathcal{L}_{eff} = GH_{eff}G_{\mu\nu}G^{\mu\nu}\tilde{H} + AH_{eff}F_{\mu\nu}F^{\mu\nu}\tilde{H}, \quad (1)$$

where, we have parametrized two effective vertices $gg\tilde{H}$ and $\gamma\gamma\tilde{H}$ by GH_{eff} and AH_{eff} respectively. In the latter sections we have worked with two new parameters g_{eff}^H and A_{eff}^H which are measures of contamination of new physics *w.r.t.* SM ones and defined as GH_{eff}/GH_{SM} and AH_{eff}/AH_{SM} . Here, g, γ, \tilde{H} are the gluon, photon and new scalar(or scalar like) fields respectively. The decay width of the spin-0 particle having mass $m_{\tilde{H}}$ which couples to vector bosons, scalars, and fermions can be given as [25]:

$$\Gamma(\tilde{H} \rightarrow \gamma\gamma) = \frac{\alpha^2 m_{\tilde{H}}^3}{1024\pi^3} \left| \frac{g_{VV\tilde{H}}}{M_V^2} Q_V^2 A_V(x_V) + \frac{g_{\Phi\Phi\tilde{H}}}{M_\Phi^2} N_\Phi^c Q_\Phi^2 A_\Phi(x_\Phi) + \frac{2g_{FF\tilde{H}}}{M_F} N_F^c Q_F^2 A_F(x_F) \right|^2. \quad (2)$$

Here, V, Φ, F are the other beyond SM spin-1, 0, 1/2 particles respectively which are affecting the decay width $\Gamma(\tilde{H} \rightarrow \gamma\gamma)$. The electric (colour) charges are defined as $Q^6(N^c)_{V,\Phi,F}$ for spin-1, 0, 1/2 particles respectively. The detail structures of these functions, $A_V(x_V), A_\Phi(x_\Phi), A_F(x_F)$, are given in [25]. Here, we will focus on the $g_{\Phi\Phi\tilde{H}}$ coupling which is essentially an effective coupling with mass dimension one. This envelopes the information regarding the vacuum expectation value of the \tilde{H} and also the amount of mixing with SM Higgs field, if it has any.

Now what could be the possible sources of the new physics which can fit this data (excess). Let us start with simplest possible extensions. As we have mentioned earlier for a SM like Higgs with mass ~ 750 GeV, the production cross-section and decay branching ratio (BR) in $\gamma\gamma$ mode will not be sufficient to fit the excess events as reported by both ATLAS and CMS. So we need a boost in production as well as in decay BR. Now let us concentrate on the production mechanism: there must be coloured fermion (f^c) (characteristically similar to top but more massive and possibly vector like) or coloured scalar (s^c) which belong to some higher representations of enlarged symmetries. They must couple to gluons (g , adjoint under $SU(3)$ -colour) as well as the new excitation \tilde{H} in such a way that the couplings $gf^c f^c, gs^c s^c, \tilde{H}f^c f^c, \tilde{H}s^c s^c$ are gauge singlets. Now how one can improve the di-photon branching ratios? The particles which are affecting the production mechanism in gluon fusion process they may also affect the decay BR of $\tilde{H} \rightarrow \gamma\gamma$ process if and only if they have couplings with photon, i.e., they must not be electrically neutral. But there can be colourless but electrically charged fermion or scalar or gauge bosons (if we think of an extended non-abelian gauge sector). Contributions from chiral fermions interfere destructively with the bosonic contributions thus end in reduction of the decay BR which will not be suitable to explain the excess. But the

⁶Electric charge is defined in unit of $|e|$.

possibility of having vector like fermions are still there. As it is more likely to have extended scalar for different phenomenological reasons, most of the BSM theories contain colourless charged scalars which may affect this decay in a very much similar way the charged gauge boson does. This is naturally suited and may serve the purpose.

We have varied both A_{eff}^H and g_{eff}^H independent of each other within the range [1:50] to get an idea of what are the favoured ranges for these multiplicative factors that can fit the di-photon excess. Since the dominant production mechanism of \tilde{H} is expected to be the gluon-gluon fusion channel and $\text{BR}(\tilde{H} \rightarrow \gamma\gamma)$ has to be significant in order to fit the excess, a correlation between A_{eff}^H and g_{eff}^H is highly anticipated if one tries to constrain the parameter space with the available experimental data. The effective lagrangian (described in Eq. 1) has been implemented in FeynRules 2.3 [30]. We have used Madgraph(v2.2.3) [26] to compute the production cross-section of the hitherto unknown scalar (\tilde{H}) which subsequently decays into a pair of photons. Apart from its mass, $m_{\tilde{H}} \approx 750$ GeV, the experimental collaborations also put a constraint on its total decay width, $\Gamma_{\tilde{H}}^{tot} \approx 50$ GeV which we have used in order to compute the exact branching ratios of the two relevant decay modes $\tilde{H} \rightarrow \gamma\gamma$ and $\tilde{H} \rightarrow gg$. Note that, only these two decay modes may not account for the total decay width of \tilde{H} and other possible decay modes are expected within a specific model scenario. However, presently we do not concern ourselves with the other decay modes since the corresponding branching ratios can be maintained within permissible limits with suitable choices of the relevant parameters consistent with other experimental constraints.

Breaking the ATLAS signal, which provides results with higher luminosity (3.2 fb^{-1}), one obtains a discrepancy between the predicted number of events and obtained data in the periphery of $m_{\gamma\gamma} = 750$ GeV: $\Delta N = 13.6 \pm 3.69$. We consider the three 40 GeV bins in the $m_{\gamma\gamma}$ distribution [1] ranging from 690-810 GeV and use a cut efficiency of 0.4 [4] to account for the observed ΔN using the constraint $\frac{\Gamma_{\tilde{H}}^{tot}}{m_{\tilde{H}}} \approx 0.067$. In Fig. 1 below we present our results. The Red line shows the correlation assuming the best-fit value of ΔN while the blue and green coloured regions represent the the 1σ and 2σ allowed parameter space.

The interplay between A_{eff}^H and g_{eff}^H shown in Fig. 1 is quite expected. At a large $A_{eff}^H (> 25)$, the excess is mostly fit by the large $\text{BR}(\tilde{H} \rightarrow \gamma\gamma)$ (ranging from 0.02 - 0.1) rather than a large production cross-section of \tilde{H} . On the other hand, at smaller $A_{eff}^H (< 2)$, where $\text{BR}(\tilde{H} \rightarrow \gamma\gamma) < 10^{-4}$, one needs a rather large production cross-section which corresponds to a very large $\text{BR}(\tilde{H} \rightarrow$

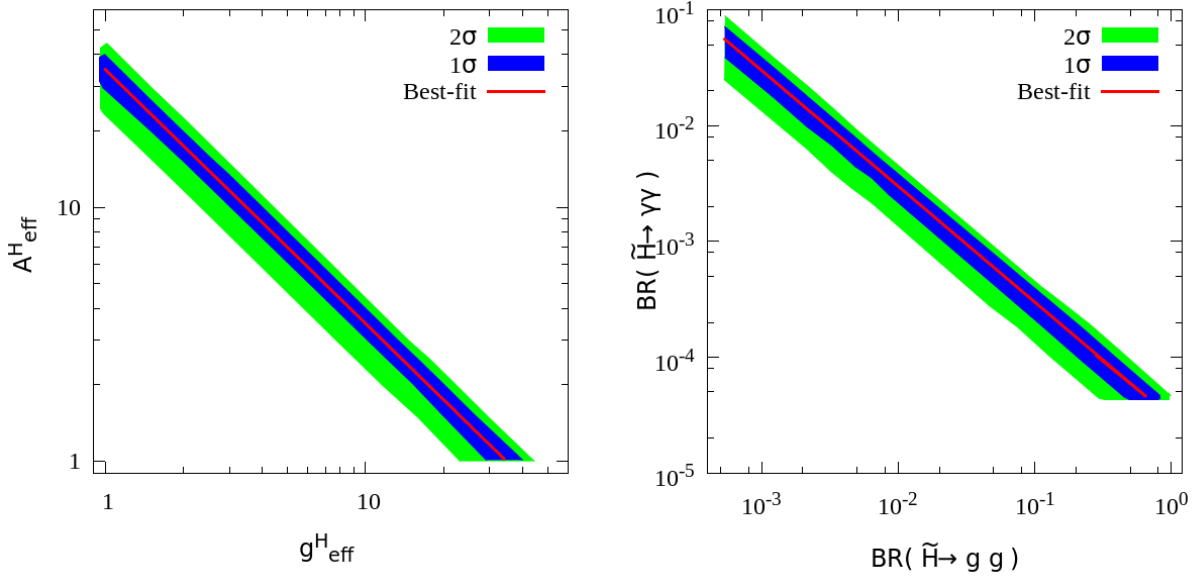


Figure 1: Correlations obtained in $g_{eff}^H - A_{eff}^H$ plane (left) and in $\text{BR}(\tilde{H} \rightarrow \gamma\gamma) - \text{BR}(\tilde{H} \rightarrow gg)$ plane (right) taking into account the reported di-photon excess. The red line represents the best-fit line corresponding to $\Delta N = 13.6$ in both the plots. The blue and green bands represent the experimentally allowed regions at 1σ ($9.91 < \Delta N < 17.29$) and 2σ ($6.22 < \Delta N < 20.98$) confidence levels respectively.

gg)(ranging from 0.2 - 1.0). The correlation of the branching ratios corresponding to the best-fit line imposes a constraint on the product : $\text{BR}(\tilde{H} \rightarrow \gamma\gamma) \times \text{BR}(\tilde{H} \rightarrow gg) \sim 10^{-5}$.

Thus it is interesting to note that most of the realistic models need to boost either di-photon branching ratio upto $\sim 10^{-2}$ or the gluon-gluon branching ratio ~ 1.0 . To accommodate such large BR's one must need relatively light particles having relatively larger electric and(or) colour charges. But those scenarios may be in conflict as no other relevant excess, e.g, di-jet resonance has yet been reported and it is highly unlikely that these new light charged particles have such restricted decay modes.

Here, we have analysed the impact of new BSM particles on the branching ratio of di-photon decay mode of \tilde{H} in a model independent way. First, we have considered few sets of possible charged scalars which carry specific electric (Q_Φ) and colour (N_Φ^c) charge. We consider a scenario where the new particle \tilde{H} couples with these BSM particles. Within this framework, we investigate the

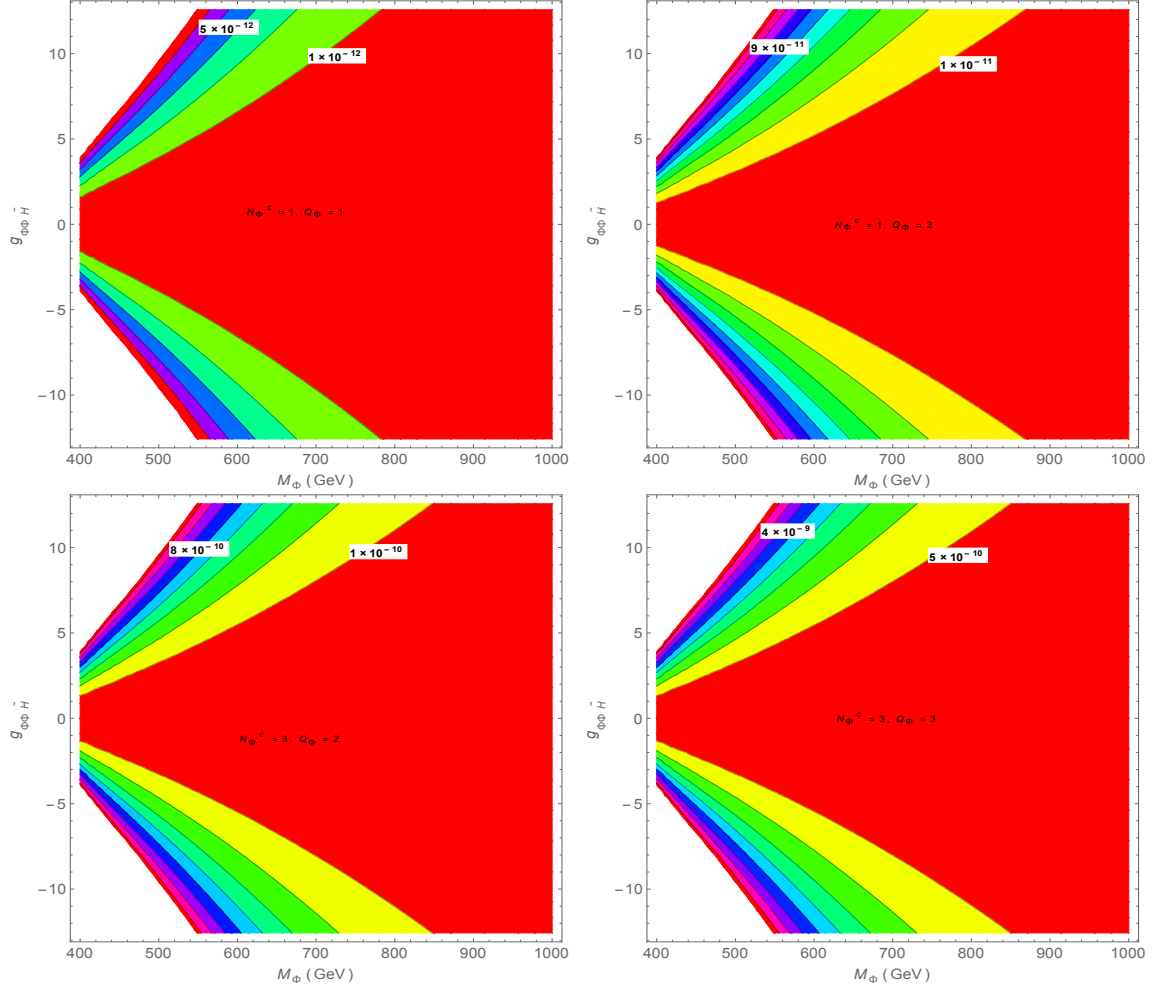


Figure 2: Variation of $\text{BR}(\tilde{H} \rightarrow \gamma\gamma)$ shown in $g_{\Phi\Phi\tilde{H}} - M_{\Phi}$ plane for different choices of colour (N_{Φ}^c) and electric (Q_{Φ}) charges of the new scalar(s) appearing in loops in $\tilde{H} \rightarrow \gamma\gamma$ and $\tilde{H} \rightarrow gg$ decay modes. The variation is shown with different colour coding while the lowest and highest obtained branching ratios are quoted within the figures. The two plots on the top correspond to colour singlet scalars while the ones in the bottom correspond to colour triplets. Choices of Q_{Φ} are as indicated in the figure.

correlations among Q_{Φ} and N_{Φ}^c with an aim to produce larger di-photon branching ratio.

In Fig. 2, we have shown the variation of the branching ratio, $\text{BR}(\tilde{H} \rightarrow \gamma\gamma)$, (depicted with different colour coding) for different choices of M_{Φ} and $g_{\Phi\Phi\tilde{H}}$ which represent the mass of some

charged scalar (Φ) and its effective coupling with the 750 GeV scalar respectively. The top-left plot shows the distribution where the additional scalar states are singly charged ($Q_\Phi = 1$) and colour singlet ($N_\Phi^c = 1$). $g_{\Phi\Phi\tilde{H}}$ range is chosen within limit of $\pm 4\pi$. In passing we would like to mention that though $g_{\Phi\Phi\tilde{H}}$ is an effective coupling, it is difficult to take this to be very large as this coupling may have a very small mixing with the SM Higgs or a small vacuum expectation value constrained from ρ -parameter. A moderate range of M_Φ is chosen keeping in mind the existing collider bounds on such exotic particles [27–29]. Since Φ is a colour singlet state, it does not provide any boost to the production rate of \tilde{H} from gluon fusion channel. Hence the excess can only be explained in this case if the $\text{BR}(\tilde{H} \rightarrow \gamma\gamma)$ is $\sim 0.01 - 0.1$. However, it is clear from the Fig. 2 that the maximum achievable branching ratio in the di-photon mode from \tilde{H} decay is $\sim 10^{-10}$, which makes this sort of extension of the SM highly disfavoured in the light of the present excess. Fig. 2 top-right plot shows the same distribution but in the presence of a doubly charged scalar ($Q_\Phi = 2$, $N_\Phi^c = 1$) which helps to enhance the required di-photon branching ratio. It is evident that even that sort of extension is highly inadequate to fit the excess.

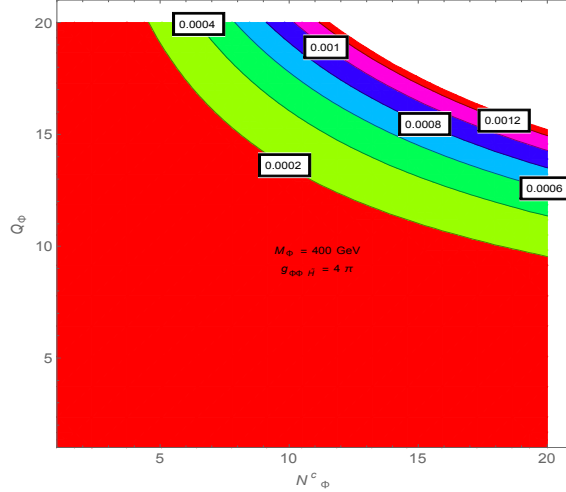


Figure 3: Variation of $\text{BR}(\tilde{H} \rightarrow \gamma\gamma)$ shown in $Q_\Phi - N_\Phi^c$ plane with different colour coding. Branching ratios corresponding to the different colours in the plot are quoted in the figure. This plot is prepared with specific choices of $M_\Phi = 400$ GeV and $g_{\Phi\Phi\tilde{H}} = 4\pi$ just to give an estimate how large the multiplicities of Q_Φ and N_Φ^c one needs to have in order to fit the di-photon excess.

In order to enhance the di-photon branching ratio further, we now consider extensions of the SM where additional coloured particles are present. Moreover, presence of $N_\Phi^c > 1$ is also expected to enhance the $gg\tilde{H}$ effective coupling providing a boost in the production cross-section. In the bottom-left and bottom-right plots of Fig. 2 we show the same $g_{\Phi\Phi\tilde{H}} - M_\Phi$ distribution in presence of doubly- ($Q_\Phi = 2, N_\Phi^c = 3$) and triply- ($Q_\Phi = 3, N_\Phi^c = 3$) charged coloured particles. Again we observe that, even in the presence of triply charged coloured particles, the maximum $\text{BR}(\tilde{H} \rightarrow \gamma\gamma)$ that can be obtained is $\sim 10^{-10}$, while from Fig. 1, it is evident that this branching ratio has to be $\sim 10^{-5}$ even for $\text{BR}(\tilde{H} \rightarrow gg) \sim 1.0$. Hence even for the case of the highest boosted production rate of \tilde{H} , which nonetheless may have other adverse phenomenological consequences, it seems impossible to explain such an excess in di-photon rate.

Next we consider the presence of more than one coloured, charged particle resulting in large multiplicity of both N_Φ^c and Q_Φ appearing in both the $gg\tilde{H}$ and $\gamma\gamma\tilde{H}$ effective vertices. We take a rather broad range [0:20] of both N_Φ^c and Q_Φ for a particular choice of $M_\Phi = 400$ GeV and maximum allowed $g_{\Phi\Phi\tilde{H}} = \pm 4\pi$. The result is shown in Fig. 3 in $N_\Phi^c - Q_\Phi$ plane. We observe that for high values (> 10) of Q_Φ , it may be possible to fit the excess provided $N_\Phi^c > 5$. The points lying within the green, cyan, blue and purple bands may be able to fit the excess with suitable choice of $\text{BR}(\tilde{H} \rightarrow gg)$ ranging from 0.2-1.0 as indicated by Fig. 1.

Now we have explored other possibilities where we have charged fermions that carry electric (Q_F) as well as colour (N_F^c) charges. We have framed the very similar scenario like the earlier one: \tilde{H} couples with these BSM particles. Thus our task is to adjudge the impact of these fermions in the di-photon decay branching ratio.

In Fig. 4 we have shown the similar distributions of $\text{BR}(\tilde{H} \rightarrow \gamma\gamma)$ as in the case of scalar-extensions. The top-left and top-right plots in Fig. 4 show the variation in $g_{FF\tilde{H}} - M_F$ plane with the choices of colour and electric charges, $N_F^c=1, Q_F=2$ and $N_F^c=3, Q_F=1$ respectively. In this case, unlike the previous one, the obtained ranges of the branching ratios are quite significant. The top-left plot indicates a colour singlet doubly charged fermion of mass close to 500 GeV is capable of enhancing $\text{BR}(\tilde{H} \rightarrow \gamma\gamma)$ to $\sim 10^{-3}$ which implies that $\text{BR}(\tilde{H} \rightarrow \gamma\gamma) \sim 10^{-2}$ may be sufficient to boost the production rate so that the excess can be accommodated. The situation is a bit worse for the singly charged fermion with $N_F^c=3$ (top-right plot) where the maximum branching ratio into 2-photon channel that can be achieved is slightly less than 10^{-3} . The situation improves

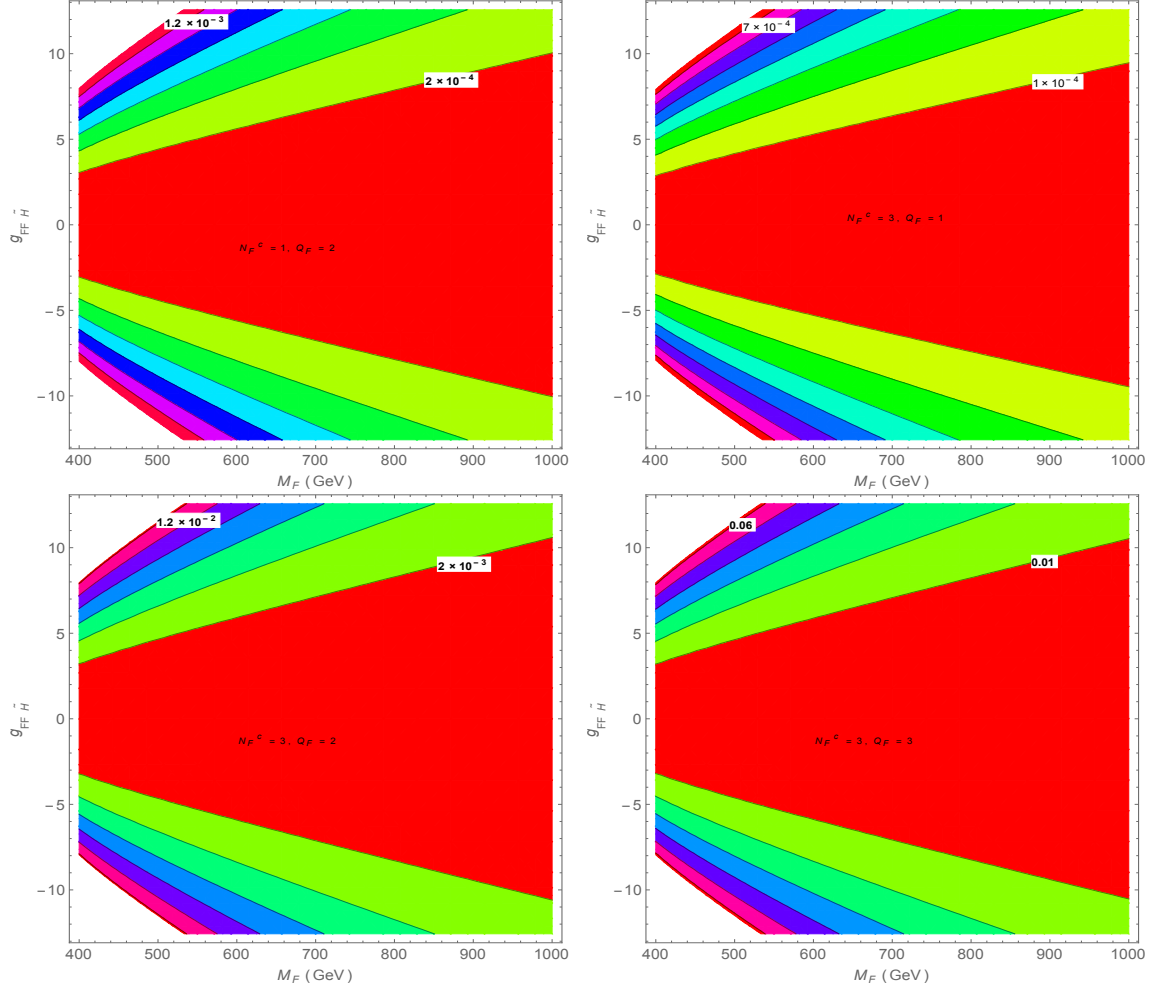


Figure 4: Variation of $\text{BR}(\tilde{H} \rightarrow \gamma\gamma)$ shown in $g_{FF\tilde{H}} - M_F$ plane for different choices of colour (N_F^c) and electric (Q_F) charges of the new fermion(s) appearing in loops in $\tilde{H} \rightarrow \gamma\gamma$ and $\tilde{H} \rightarrow gg$ decay modes. The variation is shown with different colour coding while the lowest and highest obtained branching ratios are quoted within the figures. The Choices of N_F^c and Q_F are as indicated in the figure.

dramatically if one considers doubly and triply charged fermions with $N_F^c = 3$ as indicated by the bottom-left and bottom-right plots in Fig. 4. In $N_F^c = 3$, $Q_F = 2$ case the obtained $\text{BR}(\tilde{H} \rightarrow \gamma\gamma)$ lies in the range $[2 \times 10^{-3} : 1.2 \times 10^{-2}]$ throughout the wide mass range of M_F . The branching ratio correlation in Fig. 1 indicates $\text{BR}(\tilde{H} \rightarrow gg) < 10^{-2}$ suffices to fit the excess in this case. The

$N_F^c = 3$, $Q_F = 3$ case provides the most optimistic results where the relevant branching ratio can be as large as 0.06, which reduces the requirement of enhancement in production mechanism of \tilde{H} even further. In Fig. 5, variation of $\text{BR}(\tilde{H} \rightarrow \gamma\gamma)$ is shown in the plane $Q_F - N_F^c$. The relevant

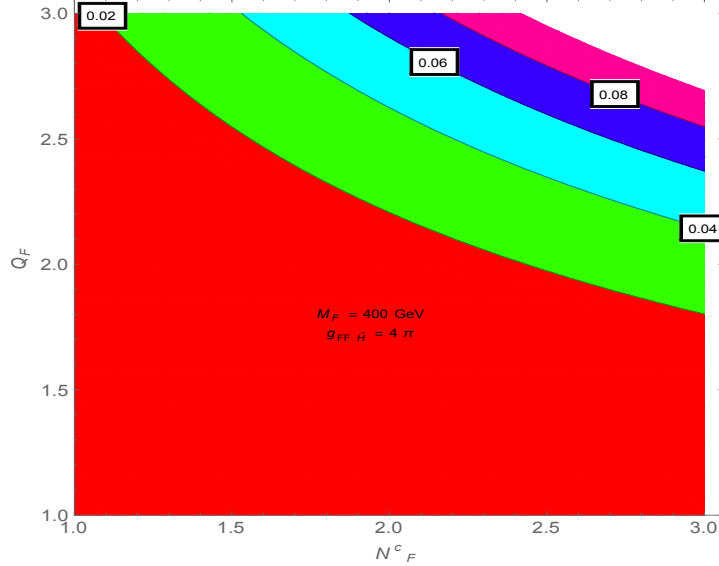


Figure 5: Variation of $\text{BR}(\tilde{H} \rightarrow \gamma\gamma)$ shown in $Q_F - N_F^c$ plane with different colour coding. Branching ratios corresponding to the different colours in the plot are quoted in the figure. This plot is prepared with specific choices of $M_\Phi = 400$ GeV and $g_{FF\tilde{H}} = 4\pi$ just to give an estimate how large the multiplicities of Q_Φ and N_Φ^c one needs to have in order to fit the di-photon excess.

ranges of Q_F and N_F^c are much smaller in this case than in the scalar extended case. The purple band corresponds to the maximum obtained branching ratio, 0.08. After a comparative analysis, we can say that coloured fermions are favoured for this kind of excess as they boost the production and decay BR simultaneously. The required ranges of $Q_F - N_F^c$ are well suited within many BSM scenario, namely quadruplet, quintiplet uncoloured fermion multiplets which can explain neutrino mass generation through higher dimension operators.

Conclusions:

Now we would like to conclude our analyses. After run-II both the ATLAS and CMS have reported excess in di-photon events which is hinting for a new particle (preferably spin-0) with mass around

750 GeV. We have performed a model independent analysis looking up into this excess. Very similar to the SM Higgs we have introduced the effective vertices that parametrize the couplings of the new particle with gluon and photon. We have framed our scenario with a demand that we can successfully explain the excess event and that gives us a nice correlation among these effective couplings. Then we have been able to translate this information in terms of the BRs of the new particle into gg and $\gamma\gamma$ channels. This also provides a necessary estimation on the product of these branching ratios compatible with the recent data. From this we draw a conclusion that along with this new 750 GeV particle there must exist some new BSM particles which should simultaneously affect both channels, and that entanglement in the BRs is very much necessary. This, we believe, can be a guideline for future model building. We have also shown the individual impact of charged and(or) coloured scalar and fermion fields on these two decay branching ratios. We have noted the coloured and charged fermions are more favoured than the scalars with similar quantum numbers. Thus the excess around 750 GeV mass is not only a hint for a single BSM particle but also for a bigger scenario waiting to be detected.

Acknowledgments:

The work of JC is supported by the Department of Science & Technology, Government of INDIA under the Grant Agreement number IFA12-PH-34 (INSPIRE Faculty Award). The work of AC is supported by the Lancaster-Manchester-Sheffield Consortium for Fundamental Physics under STFC Grant No. ST/L000520/1. PG acknowledges the support from P2IO Excellence Laboratory (LABEX). The work of SM is partially supported by funding available from the Department of Atomic Energy, Government of India, for the Regional Centre for Accelerator-based Particle Physics (RECAPP), Harish-Chandra Research Institute.

References

- [1] ATLAS Collaboration, ATLAS-CONF-2015-005.
- [2] ATLAS Talk Slides, ATLAS Talk.
- [3] CMS Talk Slides, CMS Talk.

- [4] CMS Collaboration, CMS-PAS-EXO-15-004.
- [5] L. D. Landau, Dokl. Akad. Nauk Ser. Fiz. **60**, no. 2, 207 (1948).
- [6] C. N. Yang, Phys. Rev. **77**, 242 (1950).
- [7] K. Harigaya and Y. Nomura, arXiv:1512.04850.
- [8] Y. Mambrini, G. Arcadi and A. Djouadi, arXiv:1512.04913.
- [9] M. Backovic, A. Mariotti and D. Redigolo, arXiv:1512.04917.
- [10] A. Angelescu, A. Djouadi and G. Moreau, arXiv:1512.04921.
- [11] Y. Nakai, R. Sato and K. Tobioka, arXiv:1512.04924.
- [12] S. Knapen, T. Melia, M. Papucci and K. Zurek, arXiv:1512.04928.
- [13] D. Buttazzo, A. Greljo and D. Marzocca, arXiv:1512.04929.
- [14] A. Pilaftsis, arXiv:1512.04931.
- [15] R. Franceschini *et al.*, arXiv:1512.04933.
- [16] S. Di Chiara, L. Marzola and M. Raidal, arXiv:1512.04939.
- [17] T. Higaki, K. S. Jeong, N. Kitajima and F. Takahashi, arXiv:1512.05295.
- [18] S. D. McDermott, P. Meade and H. Ramani, arXiv:1512.05326.
- [19] J. Ellis, S. A. R. Ellis, J. Quevillon, V. Sanz and T. You, arXiv:1512.05327.
- [20] M. Low, A. Tesi and L. T. Wang, arXiv:1512.05328.
- [21] B. Bellazzini, R. Franceschini, F. Sala and J. Serra, arXiv:1512.05330.
- [22] R. S. Gupta, S. Jger, Y. Kats, G. Perez and E. Stamou, arXiv:1512.05332.
- [23] C. Petersson and R. Torre, arXiv:1512.05333.
- [24] E. Molinaro, F. Sannino and N. Vignaroli, arXiv:1512.05334.

- [25] M. Carena, I. Low and C. E. M. Wagner, JHEP **1208**, 060 (2012) arXiv:1206.1082.
- [26] J. Alwall, M. Herquet, F. Maltoni, O. Mattelaer and T. Stelzer, JHEP **1106**, 128 (2011) arXiv:1106.0522, J. Alwall *et al.*, JHEP **1407**, 079 (2014) arXiv:1405.0301.
- [27] CMS Collaboration, CMS-PAS-HIG-12-052.
- [28] G. Aad *et al.* [ATLAS Collaboration], JHEP **1503**, 041 (2015) arXiv:1412.0237.
- [29] G. Aad *et al.* [ATLAS Collaboration], JHEP **1503**, 088 (2015) arXiv:1412.6663.
- [30] A. Alloul, N. D. Christensen, C. Degrande, C. Duhr and B. Fuks, Comput. Phys. Commun. **185**, 2250 (2014) arXiv:1310.1921.