

Tentative planetary orbital constraints of some scenarios for the possible new Solar System object recently discovered with ALMA

L. Iorio^{1*}

¹*Ministero dell'Istruzione, dell'Università e della Ricerca (M.I.U.R.), Viale Unità di Italia 68 Bari, (BA) 70125, Italy*

26 May 2022

ABSTRACT

Some of the scenarios envisaged for the possible new Solar System object, whose discovery with the ALMA facility has been recently claimed in the literature, are preliminarily put to the test by means of the orbital motions of some known planets of the Solar System. It turns out that the current ranges of admissible values for any anomalous secular precession of the perihelion of Saturn, determined in the recent past with either the EPM2011 and the INPOP10a planetary ephemerides without modeling the action of such a potential new member of the Solar System, do not rule out the existence of a putative Neptune-type pointlike perturber at about 2500 au. Instead, both a super-Earth at some hundreds of au and a Jovian planet up to 4000 au are strongly disfavored. An Earth-sized body at 100 au would have a density as little as $\lesssim 0.1 - 0.01 \text{ g cm}^{-3}$, while an unusually large Centaur or (Extreme) Trans Neptunian Object with linear size of 220 – 880 km at 12 – 25 au would have density much larger than $\sim 1 \text{ g cm}^{-3}$.

Key words: Oort Cloud–Kuiper belt: general–celestial mechanics–ephemerides–gravitation

1 INTRODUCTION

Recently, the serendipitous discovery of a possible new object, dubbed here X for brevity, in our Solar System performed with the Atacama Large Millimeter/submillimeter Array (ALMA) has been announced (Liseau et al. 2015; Vlemmings et al. 2015). Its celestial coordinates are (Vlemmings et al. 2015)

$$\alpha_X = 288.84^\circ, \quad (1)$$

$$\delta_X = -7.04^\circ, \quad (2)$$

so that the components of the versor $\hat{\mathbf{k}} = \mathbf{r}_X/r_X$ of the position vector \mathbf{r}_X of X are

$$\hat{k}_x = 0.32, \quad (3)$$

$$\hat{k}_y = -0.94, \quad (4)$$

$$\hat{k}_z = -0.12. \quad (5)$$

In this note, we wish to preliminarily constrain some of the scenarios proposed by Liseau et al. (2015) and Vlemmings et al. (2015) for the physical and orbital features of such a possible new member of the Solar System by means of the orbital motions of some known planets which would be unavoidably affected by X through its gravitational pull.

* E-mail: lorenzo.iorio@libero.it

2 DYNAMICAL BOUNDS FROM PLANETARY PERIHELION PRECESSIONS

Table 1 lists the most recent determinations of the admissible ranges $\Delta\tilde{\omega}$ for possible anomalous perihelion precessions of some planets of the Solar System obtained by two independent teams of astronomers (Pitjeva & Pitjev 2013; Fienga et al. 2011) by processing long observational records collected during the last century without modeling any additional major body with respect to the known ones. Such supplementary perihelion precessions $\Delta\tilde{\omega}$ with respect to the standard ones are statistically compatible with zero. Thus, they can be used to put tentative bounds on the planetary orbital perturbations exerted by a still unmodelled pointlike object by comparing them to the corresponding theoretical predictions for the apsidal precessions caused by such a perturber. Equation (13) in Iorio (2012) is just what we need since it yields an analytical expression for the secular precession $\tilde{\omega}_X$ due to a distant pointlike perturber X whose orbital period is assumed to be much longer than that of the perturbed planet. Such formula has a general validity since it holds for any orbital geometries of both the perturbed and the perturbing bodies.

In principle, such a straightforward comparison may be affected by certain technical drawbacks mainly residing in the need of processing the same set of observations by explicitly modeling the dynamical effect one is looking for; otherwise, it could not be excluded that part of the signal of interest may be somewhat removed, being absorbed in the estimation of, e.g., the planets' initial conditions. Nonetheless, it has been widely adopted so far in the literature to constrain, e.g., a wide variety of exotic physical effects

arXiv:1512.05288v1 [gr-qc] 16 Dec 2015

Table 1. Most recent determinations of the supplementary secular precessions $\Delta\dot{\omega}$ of the perihelia of some planets of the Solar System obtained with the EPM2011 (Pitjeva & Pitjev 2013) and INPOP10a (Fienga et al. 2011) ephemerides by processing data records about one century long. The dynamical action of the putative distant object allegedly discovered by Liseau et al. (2015) and Vlemmings et al. (2015) was not modeled in either the ephemerides. The units are milliarcseconds per century (mas cty⁻¹).

Ephemeris	Mercury	Venus	Earth	Mars	Saturn
EPM2011 (Pitjeva & Pitjev 2013)	-2.0 ± 3.0	2.6 ± 1.6	0.19 ± 0.19	-0.020 ± 0.037	-0.32 ± 0.47
INPOP10a (Fienga et al. 2011)	0.4 ± 0.6	0.2 ± 1.5	-0.20 ± 0.90	-0.040 ± 0.150	0.15 ± 0.65

arising from several theoretical scenarios aiming to modify the currently known laws of the gravitational interaction at large scales; see, e.g., (Avalos-Vargas & Ares de Parga 2012; Lin & Wang 2013; Shao & Wex 2013; Xie & Deng 2013; Cheung & Xu 2013; Acedo 2014; Li et al. 2014; Deng & Xie 2014; Capistrano, Roque & Valada 2014; Wilhelm & Dwivedi 2014; Liu et al. 2014; Xie & Deng 2014; Ruggiero 2015; Feldman & Anderson 2015; Acedo 2015; Deng & Xie 2015a,b; Zhao & Xie 2015; Deng & Xie 2015c; Kalinowski 2015; Halilsoy, Gurtug & Mazharimousavi 2015; Ruggiero & Radicella 2015; Hees et al. 2015; Nyambuaya 2015; Chicone & Mashhoon 2015). In particular, our approach proved substantially equivalent to the one previously outlined in the case of a peculiar form of the MODified Newtonian Dynamics (MOND) theory which predicts certain subtle effects on the planetary motions able to mimic just those of a far pointlike perturber located in a specific position (Milgrom 2009; Blanchet & Novak 2011). Indeed, the bounds on the MOND-type parameter inferred analytically in (Iorio 2010) turned out to be compatible with those determined in Hees et al. (2014) by explicitly modeling it in the data reduction procedure.

Figure 1 deals with the hypothesis (Vlemmings et al. 2015) that the putative object is an unbound body traveling in the outskirts of the Solar System at no more than 4000 au. It turns out that both a super-Earth at some hundreds of au and a Jupiter-sized planet at some thousands of au are highly disfavored since the expected anomalous precessions which they would cause on the perihelion of Saturn are definitely too large with respect to the current observational upper bounds on its apsidal rate quoted in Table 1. Instead, a Neptune-type body at about 2500 au would be compatible with the dynamical bounds set by the Kronian orbital determination since its induced perihelion precession would fall well within the admissible range for $\Delta\dot{\omega}_{\text{Sat}}$.

Figure 2 treats the hypothesis that the putative object is an unusually large Centaur or an (Extreme) Trans Neptunian Object ((E)TNO) with linear size $R_X = 220 - 880$ km moving along a circular orbit of radius $d_X = 12 - 25$ au. By using the current admissible ranges for the supplementary perihelion precession of Mars of Table 1, we constrained the average density that such an object would possess by finding values definitely too large with respect to the known densities of the Centaurs and TNOs discovered so far (Johnston 2014).

The case of an Earth-sized body ($R_X = 3500$ km) at $d_X = 100$ au is depicted in Figure 3. The perihelion precession of Saturn allows to constrain the density of such a relatively large object down to $\rho_X \lesssim 0.1 - 0.01$ g cm⁻³, which seems implausible for a so huge body.

3 SUMMARY AND CONCLUSIONS

The most recent determinations of the supplementary perihelion precessions of some known Sun's planets, which would be gravitationally acted upon by the putative new member of the Solar System, tend to strongly disfavor most of the scenarios proposed to interpret the observations upon which the claim of the discovery are based.

In particular, a gravitationally bound large Centaur or (Extreme) Trans Neptunian Object at some tens of au would have a density quite larger than that of all the objects of the same category discovered so far, while the density of an Earth-sized body at 100 au would be one-two orders of magnitude smaller than that of the water (~ 1 g cm⁻³) and of the Earth itself (~ 5 g cm⁻³).

Instead, the apsidal rate induced by a Neptune-type body at some 2500 au are compatible with the present-days admissible ranges for the extra-precessions of the perihelion.

If, on the one hand, further observational campaigns with wider fields of view are certainly required to directly confirm or disprove the actual existence of such a body, on the other hand extensive reprocessing of the currently available planetary data records by explicitly modeling its dynamical action by varying its mass and orbital configuration would be useful to independently test its existence effectively constraining some of its crucial physical and orbital properties.

REFERENCES

- Acedo L., 2014, *Galaxies*, 2, 466
Acedo L., 2015, *Universe*, 1, 422
Avalos-Vargas A., Ares de Parga G., 2012, *European Physical Journal Plus*, 127, 155
Blanchet L., Novak J., 2011, *Mon. Not. Roy. Astron. Soc.*, 412, 2530
Capistrano A. J. S., Roque W. L., Valada R. S., 2014, *Mon. Not. Roy. Astron. Soc.*, 444, 1639
Cheung Y.-K. E., Xu F., 2013, *Astrophys. J.*, 774, 65
Chicone C., Mashhoon B., 2015, arXiv:1508.01508
Deng X.-M., Xie Y., 2014, *Astrophys. Space Sci.*, 350, 103
Deng X.-M., Xie Y., 2015a, *New Astron.*, 35, 36
Deng X.-M., Xie Y., 2015b, *Annals of Physics*, 361, 62
Deng X.-M., Xie Y., 2015c, *International Journal of Theoretical Physics*, 54, 1739
Feldman M. R., Anderson J. D., 2015, *Int. J. Mod. Phys. D*, 24, 50066
Fienga A., Laskar J., Kuchynka P., Manche H., Desvignes G., Gastineau M., Cognard I., Theureau G., 2011, *Celestial Mechanics and Dynamical Astronomy*, 111, 363
Halilsoy M., Gurtug O., Mazharimousavi S. H., 2015, *Astroparticle Physics*, 68, 1
Hees A. et al., 2015, *Phys. Rev. D*, 92, 064049

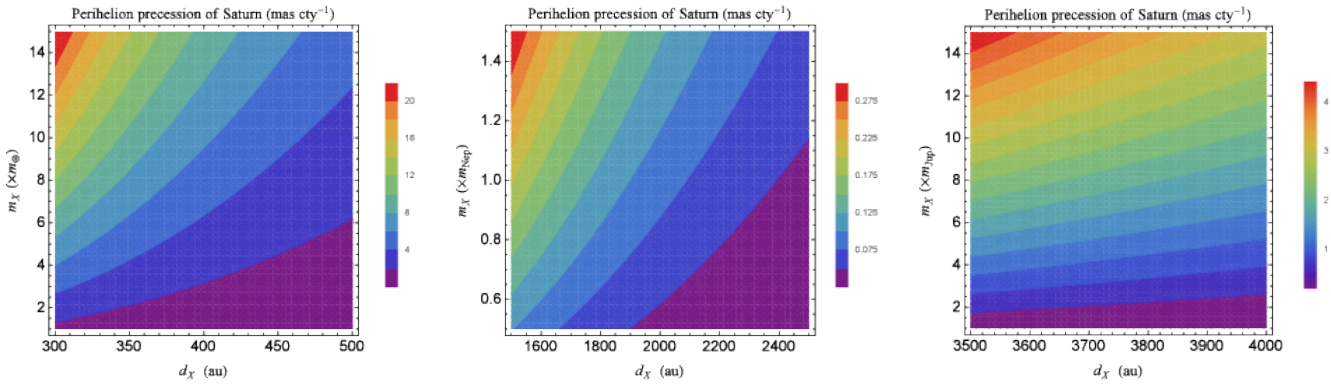


Figure 1. Analytically computed secular perihelion precession of Saturn, in mas cty^{-1} , due to a pointlike perturber X located at $\alpha_X = 288.85^\circ$, $\delta_X = -7.04^\circ$, assumed as an unbound planet-sized object, for different ranges of its mass m_X and distance d_X (Vlemmings et al. 2015). Equation (13) in Iorio (2012) was used. In the left panel, the case of a super-Earth at some hundreds of au is depicted, the middle panel shows the case of a Neptune-like body at some 2000 au, while the right panel is dedicated to a light brown dwarf up to 4000 au. The comparison with the supplementary secular perihelion precessions $\Delta\tilde{\omega} \leq 0.15 - 0.8 \text{ mas cty}^{-1}$ of Saturn quoted in Table 1 shows that, while the super-Earth and brown dwarf scenarios suggested in Vlemmings et al. (2015) should be considered highly implausible, the orbital dynamics of the ringed gaseous giant does not rule out the hypothesis that the object reported in Vlemmings et al. (2015) may be a Neptune-type mass lurking at some 2000 au.

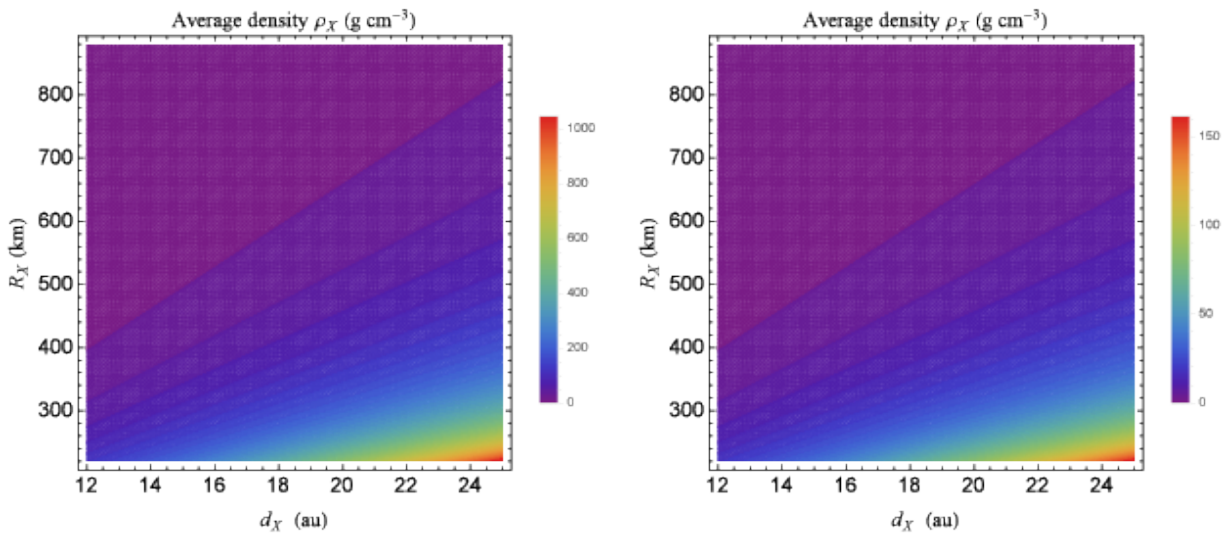


Figure 2. Average density ρ_X , in g cm^{-3} , of a pointlike perturber X with $\alpha_X = 288.85^\circ$, $\delta_X = -7.04^\circ$, assumed by Vlemmings et al. (2015) as a relatively close ($12 \leq d_X \leq 25 \text{ au}$) large asteroid ($220 \leq R_X \leq 880 \text{ km}$) moving along a gravitationally bound orbit, inferred from the supplementary secular perihelion precessions $\Delta\tilde{\omega} \leq 0.017 - 0.11 \text{ mas cty}^{-1}$ of Mars in Table 1 determined with the INPOP10a (left panel) and EPM2011 (right panel) ephemerides. Measured densities of known TNOs/Centaurs range from 0.5 to 3 g cm^{-3} (Johnston 2014).

Hees A., Folkner W. M., Jacobson R. A., Park R. S., 2014, Phys. Rev. D, 89, 102002
 Iorio L., 2010, Open Astron. J., 3, 1
 Iorio L., 2012, Celest. Mech. Dyn. Astr., 112, 117
 Johnston W., 2014, TNO AND CENTAUR DIAMETERS, ALBEDOS, AND DENSITIES V2.0. EAR-A-COMPIL-5-TNOCENALB-V2.0. NASA Planetary Data System
 Kalinowski M. W., 2015, Fortschritte der Physik, 63, 711
 Li Z.-W., Yuan S.-F., Lu C., Xie Y., 2014, Research in Astronomy and Astrophysics, 14, 139
 Lin K., Wang A., 2013, Phys. Rev. D, 87, 084041
 Liseau R., Vlemmings W., O’Gorman E., Bertone E., Chavez M., De la Luz V., 2015, arXiv:1512.02652
 Liu M.-Y., Zhong Z.-H., Han Y.-C., Wang X.-Y., Yang Z.-S., Xie Y., 2014, Research in Astronomy and Astrophysics, 14, 1019
 Milgrom M., 2009, Mon. Not. Roy. Astron. Soc., 399, 474

Nyambuya G. G., 2015, Mon. Not. Roy. Astron. Soc., 451, 3034
 Pitjeva E. V., Pitjev N. P., 2013, Mon. Not. Roy. Astron. Soc., 432, 3431
 Ruggiero M. L., 2015, Int. J. Mod. Phys. D, 24, 50060
 Ruggiero M. L., Radicella N., 2015, Phys. Rev. D, 91, 104014
 Shao L., Wex N., 2013, Classical Quant. Grav., 30, 165020
 Vlemmings W., Ramstedt S., Maercker M., Davidsson B., 2015, arXiv:1512.02650
 Wilhelm K., Dwivedi B. N., 2014, New Astron., 31, 51
 Xie Y., Deng X.-M., 2013, Mon. Not. Roy. Astron. Soc., 433, 3584
 Xie Y., Deng X.-M., 2014, Mon. Not. Roy. Astron. Soc., 438, 1832
 Zhao S.-S., Xie Y., 2015, Phys. Rev. D, 92, 064033

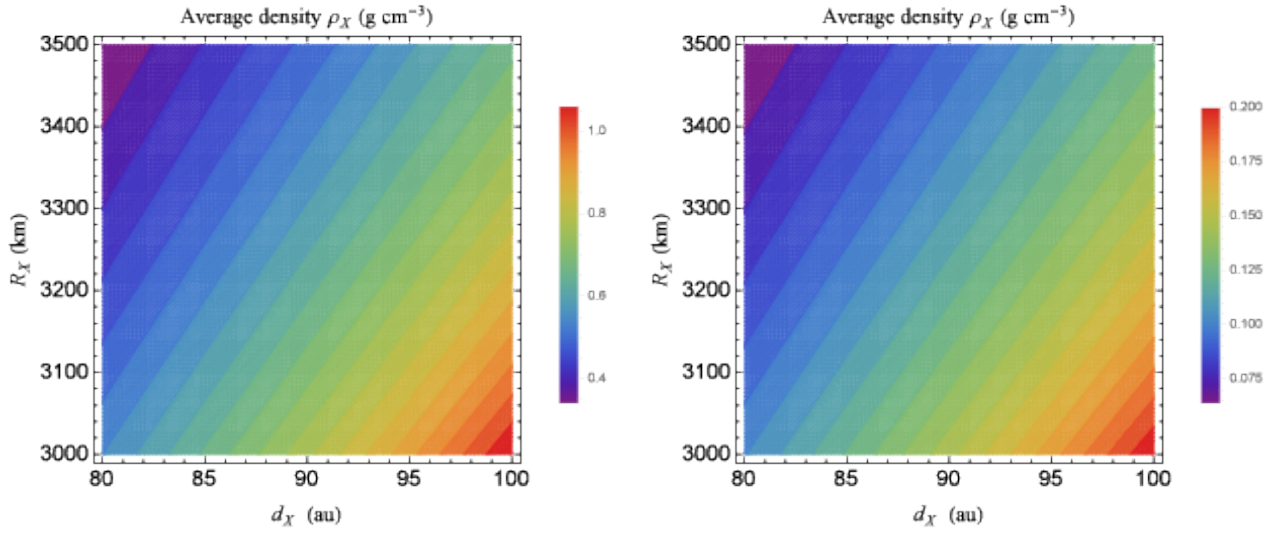


Figure 3. Average density ρ_X , in g cm^{-3} , of X with $\alpha_X = 288.85^\circ$, $\delta_X = -7.04^\circ$, assumed by Vlemmings et al. (2015) as an Earth-sized planet ($R_X = 3500$ km) at about 100 au, inferred from the supplementary secular perihelion precessions $\Delta\tilde{\omega} \leq 0.15 - 0.8$ mas cty^{-1} of Saturn in Table 1 determined with the INPOP10a (left panel) and EPM2011 (right panel) ephemerides. The average Earth's density is $\rho_\oplus = 5 \text{ g cm}^{-3}$.