

Generalized non-equilibrium vertex correction method in coherent medium theory for quantum transport simulation of disordered nanoelectronics

Jiawei Yan and Youqi Ke*

*Division of Condensed Matter Physics and Photonic Science,
School of Physical Science and Technology, ShanghaiTech University, Shanghai, 201203, China*

(Dated: July 26, 2021)

In realistic nanoelectronics, disordered impurities/defects are inevitable and play important roles in electron transport. However, due to the lack of effective quantum transport method to do disorder average, the important effects of disorders remain largely un-explored or poorly understood. Here, we report a generalized non-equilibrium vertex correction method with coherent potential approximation for the non-equilibrium quantum transport simulation of disordered nanoelectronics. In this method, the disorder average of various Green's functions are computed by a generalized coherent potential approximation. A generalized non-equilibrium vertex correction algorithm is then developed to calculate disorder average of the product of any two real time single-particle Green's functions. We obtain nine non-equilibrium vertex corrections and find they can be solved by a set of simple linear equations. As a result, the averaged non-equilibrium density matrix and various important transport properties, including averaged current, disordered induced current fluctuation and the averaged shot noise, can all be efficiently computed in a unified simple scheme. Moreover, the relationship between the non-equilibrium vertex correction method and the non-equilibrium coherent potential approximation theory is clarified, and we prove the non-equilibrium coherent potential equals the non-equilibrium vertex correction and this equivalence is guaranteed by the Keldysh's formulas. In addition, a generalized form of conditionally averaged non-equilibrium Green's function is derived to incorporate with density functional theory to enable first-principles quantum transport simulation. Our approach provides a unified, efficient and self-consistent method for simulating non-equilibrium quantum transport through disordered nanoelectronics.

I. INTRODUCTION

Due to experimental imperfections or doping for special functionality, disordered impurities/defects are inevitable in realistic nanoelectronic devices. The unintentional disorders can significantly influence the quantum transport properties of device¹⁻³ and give rise to large device-to-device variability.^{4,5} Thus, thorough understanding of the effects of disorders is critically important for both modern device technology and fundamental transport physics. However, for experimental investigation of the disorder effects, it is extremely difficult to precisely control the location and concentration of the disorders, if not absolutely impossible, the disorder induced fluctuations make such investigation even more challenging. It is therefore of great importance to develop a quantum transport method with correct treatment of the disorder effects so that the nonlinear transport properties of disordered nanoelectronics can be predicted from theoretical simulations.

However, developing such a quantum transport method faces with the following issues: (i) the non-equilibrium quantum statistics must be correctly treated since electron transport in current flow is an intrinsically non-equilibrium process; (ii) the strong coupling of transport properties to the atomic, chemical and materials details at nanoscale requires accurate atomic-level simulation without using any empirical parameters; (iii) the absence of translational invariance in disordered devices renders many well established state-of-art computational methods useless; (iv) the theoretical transport proper-

ties must be averaged over a large ensemble of disorder configurations; (v) the disorder induced fluctuation of the property needs to be calculated to tell the device-to-device variability. Since these issues involve different areas of physics, one must combine different theoretical algorithms together to enable quantum transport simulation of disordered devices. To solve the first two issues, the present workhorse for simulation of ordered nanoelectronics combines non-equilibrium (NE) Green's function (GF) method⁶⁻⁸ with the density functional theory (DFT)⁹⁻¹¹ to account for non-equilibrium statistics from atomistic first principles. (Implementation examples are the Ref.12-21.). The remaining three issues are basically related to disorder average of the electronic structure, transport property and property fluctuation. Therefore, It is naturally desired to address the disorder average problem within the NEGF-DFT framework to realize atomistic simulation of the disordered nanoelectronics.

A simple method doing disorder average is by enumerating all the possible disorder configurations in a supercell with the size large enough to represent the disorder for a given concentration. However, the computational cost of this 'brute force' method is prohibitively large and thus unfeasible for first-principles NEGF-DFT simulations. Presently, the most effective method to treat disorder in electronic structure calculation is coherent potential approximation (CPA),^{22,23} which has seen a wide range applications in materials physics. The main idea of CPA is to self-consistently construct a translational invariant effective medium that features the same GF as the averaged one of disordered system and thus the same physical properties as well. Currently, CPA calculations

are mostly carried out with single-site approximation^{24,25} which decouples the successive scattering events in the random system. For a long period of time, CPA is only applied to treat equilibrium problems, such as calculating equilibrium electronic structure of bulk materials and interfaces, and equilibrium transport properties in combination with a vertex correction²⁶⁻²⁸ that accounts for the effects of multiple impurity scattering²⁹. This is all because conventional CPA only provides the equilibrium density matrix by calculating the averaged retarded/advanced GF $\langle G^{R/A} \rangle$ and the conditionally averaged counterpart $\langle G^{R/A,Q} \rangle$.

However, at non-equilibrium condition, the non-equilibrium density matrix is given by the averaged and conditionally averaged ‘lesser’ GF, namely $\langle G^< \rangle$ and $\langle G^<,Q \rangle$. Recently, in Ref.30, one of the authors (Y.Ke) and his coworkers developed a CPA based non-equilibrium vertex correction (NVC) method to obtain $\langle G^< \rangle$ and $\langle G^<,Q \rangle$, and combined it with NEGF-DFT quantum transport method to enable first principles simulation of disordered nanoelectronics. The CPA-NVC provides a non-equilibrium effective medium description of the disordered nanoelectronics, and has achieved considerable success in the simulation of disordered nanoelectronics.³⁰⁻⁴⁰ In this method, the NVC accounts for both effects of the multiple impurity scattering and the non-equilibrium quantum statistics, which it is named after. Besides, theoretical efforts have also been spent to avoid the NVC by calculating $\langle G^< \rangle$ directly through an approach called non-equilibrium CPA (NECPA).^{41,42} Although the derivations of the two NECPAs in Refs.41 and 42 and CPA-NVC are very different from each other, the two NECPAs are reported to produce the same results as the CPA-NVC method. However, the relationship between the two NECPAs is not clear according to their original literatures, and the internal connection between NECPA and CPA-NVC needs to be clarified.

Although progresses made by far have enabled the calculation of non-equilibrium electronic structure and averaged electron current for disordered nanoelectronics, the calculation of current fluctuations is still of great challenge for the present methods. As we shall see in Sec.II, disorder induced current fluctuation and the averaged shot noise both require the disorder average of the quantity $\langle G^<CG^< \rangle$, while the CPA-NVC or NECPA developed so far can only average a single $\langle G^< \rangle$. Rewriting $\langle G^<CG^< \rangle = \langle G^R\Sigma^<G^ACG^R\Sigma^<G^A \rangle$ can tell the high complexity of this quantity in which the disorder average connects four correlated and random GFs. Ref.43 reported a perturbation expansion method to calculate the conductance fluctuation and averaged shot noise, and found the convergence is hard to obtain even with high order terms. Another Ref.5 reported that the product of four GFs involves 256 vertex diagrams and they introduced the dressed vertex and dressed double vertex to reduce the 256 diagrams to 6 calculable but very complex diagrams. Therefore, Developing a simple and efficient

method to calculate the transport property fluctuations is desirable.

In this paper, we present a generalized CPA-NVC algorithm for the simulation of disordered nanoelectronics at non-equilibrium state. We provide a generalized CPA formulation in the single-site approximation to derive various disorder averaged GFs. Based on this generalized CPA, the generalized NVC algorithm is developed to calculate the averaged product of any two real time single-particle GFs, such as $\langle G^<CG^< \rangle$. We obtain nine generalized NVCs which can be solved by a set of simple linear equations. With the nine generalized NVCs, the disorder averaged non-equilibrium density matrix and various important transport properties, including averaged current, disorder induced current fluctuation and the averaged shot noise, can all be efficiently computed. In addition, a generalized form of the conditionally averaged NEGF $\langle G^<,Q \rangle$ is derived for multiple disordered components, beyond the binary case reported in the previous CPA-NVC paper.³⁰ The self-consistent procedures in combination with NEGF-DFT first-principles simulations is also discussed. The internal connection between the NECPAs and CPA-NVC is clarified and we show the non-equilibrium coherent potential introduced in NECPA equals the NVC. The generalized CPA-NVC provides a unified, efficient and self-consistent method for simulation of non-equilibrium electron transport properties of disordered nanoelectronics.

The rest of the paper is organized as follows. In Sec.II, for a disordered nanoelectronics, we introduce various disorder averaged non-equilibrium quantum transport properties expressed in terms of the product of two GFs. Sec. III reviews the various type of GFs and their relations, and also introduces the general perturbation expansion technique for these GFs. Sec.IV describes a generalized coherent medium theory in a single-site approximation to provide a formulation of various averaged GFs. Sec.V formulates the generalized NVC method and clarifies the connection between NECPA and CPA-NVC. Sec.VI derives the generalized conditionally averaged GFs and describes the first-principles calculation using the generalized CPA-NVC in combination with the NEGF-DFT method. Finally, we conclude in Sec.VII and provide additional details in Append.A, B, C and D.

II. QUANTUM TRANSPORT PROPERTIES OF DISORDERED DEVICE

In this section, we briefly review the quantum transport theory based on the NEGF method. We only consider a two-probe device as shown in Fig.1(a). The central scattering region containing the disordered impurities is sandwiched by two semi-infinite ideal leads. Under a finite bias, electrons flow from one lead to the other with scattering events happening on the disordered impurities. The electron-electron, electron-photon, electron-phonon interactions are not considered in this paper,

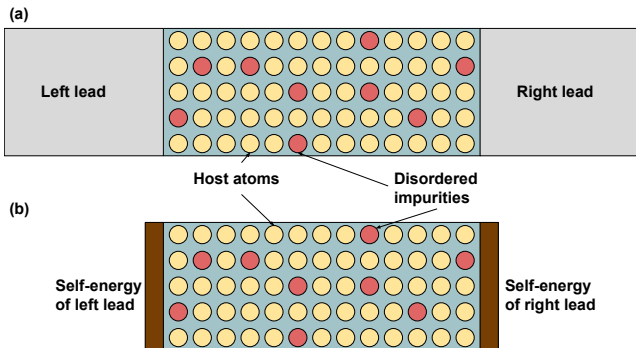


FIG. 1. (color online) Physical model for a two-probe nanoelectronic device with disordered impurities. (a) The scattering region with disordered impurities sandwiched by two semi-infinite leads. (b) The effects of the leads are turned into the self-energies and changes the infinite and non-periodic system to a finite one.

but in principle, they can be taken into account in the NEGF formalism.^{8,44} Since the two-probe device shown in Fig.1(a) is infinite and non-periodic in transport direction, it cannot be calculated directly. We usually turn the effects of the two semi-infinite leads into the lead self-energies Σ_{ld} , as shown in Fig.1(b), so that the central device region becomes calculable.

For simplicity, we only give some important results for quantum transport properties in the following, and more details can be found in the related literatures.^{7,45} The retarded GF, G^R , is directly associated with the Hamiltonian of the central device region H through

$$G^R = [E - H - \Sigma_{ld}^R]^{-1}, \quad (1)$$

where $\Sigma_{ld}^R = \Sigma_L^R + \Sigma_R^R$ is the retarded self-energy due to the left and right leads. The advanced Green's function and self-energy are conjugate with the retarded ones, namely $G^A = [G^R]^\dagger$ and $\Sigma_{ld}^A = [\Sigma_{ld}^R]^\dagger$. Since we assume the leads won't be affected by the scattering region, Σ_{ld} is a constant. For the device shown in Fig.1, the averaged non-equilibrium electron density of the central region is given by

$$\langle \rho(\mathbf{r}) \rangle = -i \int \frac{dE}{2\pi} \langle G^<(\mathbf{r}, \mathbf{r}'; E) \rangle_{\mathbf{r}'=\mathbf{r}}, \quad (2)$$

where $\langle G^< \rangle$ is the averaged lesser Green's function that can be calculated by the Keldysh's formula

$$\langle G^< \rangle = \langle G^R \Sigma_{ld}^< G^A \rangle. \quad (3)$$

Here, $\Sigma_{ld}^< = \Sigma_L^< + \Sigma_R^<$ represents the lesser self-energy due to the leads. It should be mentioned that we have dropped the boundary term in Eq.(3), which accounts for the contribution of bound states⁴⁶ and can be neglected for devices in the steady state that we are considering here.⁷ Since the leads are in equilibrium states, we can get

$$\Sigma_{ld}^< = i[f_L(E)\Gamma_L + f_R(E)\Gamma_R], \quad (4)$$

where $f_{L/R}(E)$ are the Fermi-Dirac distribution of the left and right leads. $\Gamma_{L/R}$ in Eq.(4) are called linewidth functions defined by $\Gamma_{L/R} \equiv i[\Sigma_{L/R}^R - \Sigma_{L/R}^A]$, describing the coupling between the scattering region and the leads. If we assume $f_L(E) = 1$ and $f_R(E) = 0$, then Eq.(4) is reduced to

$$\Gamma_L(E) = -i\Sigma_{ld}^<(E), \quad (5)$$

and this is what we obtain at zero temperature. Current through a conductor can be viewed as the probability that electrons travel from one lead to the other. From Landauer-Büttiker formula⁷, the averaged current is given by

$$\langle I \rangle = \int \frac{dE}{2\pi} \langle T(E) \rangle [f_L(E) - f_R(E)], \quad (6)$$

where $\langle T(E) \rangle$ is the averaged transmission coefficient

$$\langle T(E) \rangle = Tr \langle G^R \Gamma_L G^A \Gamma_R \rangle. \quad (7)$$

The current fluctuation δI under low bias can be approximated by⁵

$$\delta I \approx \int \frac{dE}{2\pi} \delta T(E) [f_L(E) - f_R(E)], \quad (8)$$

where the transmission fluctuation is defined as $\delta T = \sqrt{\langle T^2 \rangle - \langle T \rangle^2}$, which involves averaging the square of T . By writing $\langle T^2 \rangle$ explicitly, we have

$$\begin{aligned} \langle T^2 \rangle &= \langle Tr [G^R \Gamma_L G^A \Gamma_R] \cdot Tr [G^R \Gamma_L G^A \Gamma_R] \rangle \\ &= -\langle Tr [G^< \Gamma_R] \cdot Tr [G^< \Gamma_R] \rangle, \end{aligned} \quad (9)$$

where we have used Eq.(3) and Eq.(5). This equation requires us to average a product of two traces, which is inconvenient in calculation. To go further, we make a decomposition⁴⁶ $\Gamma_R = \sum_i |W_i\rangle \langle W_i|$, where $|W_i\rangle$ is the normalized eigenvector of Γ_R . By putting this decomposed Γ_R into Eq.(9) and using the cyclic invariance property of the trace, we get

$$\langle T^2 \rangle = - \sum_i \sum_j Tr \langle G^< S_{ij} G^< S_{ij}^\dagger \rangle, \quad (10)$$

where $S_{ij} \equiv |W_i\rangle \langle W_j|$ is independent of disorder. Additionally, the shot noise^{47,48} given as

$$\begin{aligned} \langle S \rangle &= \int d\epsilon Tr \langle T \rangle [f_L(1 - f_L) + f_R(1 - f_R)] \\ &+ \int d\epsilon Tr [\langle T \rangle - \langle T^2 \rangle] (f_L - f_R)^2 \end{aligned} \quad (11)$$

also involves averaging T^2 that can be treated in the same way as Eq.(10).

By here, we have seen that many physical quantities in electron transport, such as the averaged non-equilibrium electron density, averaged current, current fluctuation and shot noise, can all be expressed in terms of the products of two single-particle GFs. In the following sections, we will discuss how to average these two-GF correlators so that the mentioned quantum transport quantities can be computed for disordered devices.

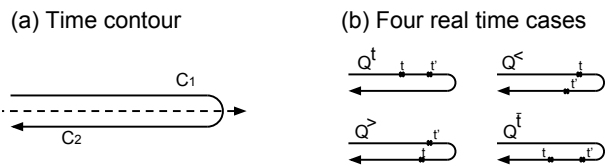


FIG. 2. (a) Definition of the time-contour, beginning from $-\infty$, passes through t and t' , and finally returns to $-\infty$. (b) Four possible combinations of t and t' on the time contour.

III. THE NON-EQUILIBRIUM GREEN'S FUNCTION THEORY

We have introduced several kinds of single-particle GFs to express the non-equilibrium quantum transport properties. In general, any physical property of single particle operator can be expressed in terms of single-particle Green's functions. In this section, we will briefly introduce the NEGF theory and the relations between various GFs. Discussion will also cover the perturbation expansion technique which is widely used in NEGF theory.

A. Quantity representation in NEGF theory

The central quantity in NEGF theory is the contour-ordered Green's function which is defined as⁸

$$G(\mathbf{r}, t; \mathbf{r}', t') \equiv -i \langle \Phi_0 | T_C [\psi_H(\mathbf{r}, t) \psi_H^\dagger(\mathbf{r}', t')] | \Phi_0 \rangle, \quad (12)$$

where ψ_H is the field operator defined in Heisenberg picture, and ψ_H^\dagger is its conjugate. $|\Phi_0\rangle$ refers to the normalized ground state of the system. T_C is the contour-ordering operator that arranges the time-dependent operators according to their order on the time contour, which starts from remote past, passes through t and t' , and finally returns to remote past again, as shown in Fig.2(a). The reason why the contour looks like this way is because we are considering the non-equilibrium process, in which we can't predict the system when $t \rightarrow +\infty$.

The same as the contour-ordered GF, in NEGF theory, many other physical quantities, such as Hamiltonian H , self-energy Σ , potential V and T-matrix T introduced in next section, etc., denoted as Q , can be defined on the time contour. For these contour-ordered quantities, the time-labels can lie on either of the two branches C_1 and C_2 on the contour as shown in Fig.2(b). As a result, each contour-ordered quantity contains four different possibilities given as follows

$$Q(t, t') = \begin{cases} Q^t(t, t') & t \in C_1, t' \in C_1, \\ Q^<(t, t') & t \in C_1, t' \in C_2, \\ Q^>(t, t') & t \in C_2, t' \in C_1, \\ Q^{\bar{t}}(t, t') & t \in C_2, t' \in C_2, \end{cases} \quad (13)$$

which are called time-ordered, lesser, greater and anti-time-ordered real-time quantities, respectively. One can

check that these four real-time quantities are not linearly independent since they satisfy $Q^t + Q^{\bar{t}} = Q^< + Q^>$.⁴⁴ Conventionally, we define another three real-time quantities:

$$Q^R = Q^t - Q^< = Q^> - Q^{\bar{t}}, \quad (14)$$

$$Q^A = Q^t - Q^> = Q^< - Q^{\bar{t}}, \quad (15)$$

$$Q^K = Q^t + Q^{\bar{t}} = Q^> + Q^<. \quad (16)$$

These three terms are called retarded, advanced and Keldysh's quantities and have the relations $Q^R = [Q^A]^\dagger$ and $Q^K = -[Q^K]^\dagger$. If Q is Hermitian, then $Q^K = 0$ and $Q^R = Q^A$.

With the help of these real time quantities, the contour-ordered quantity can be alternatively represented by using a 2-by-2 real-time matrix defined in the following form, as suggested by R.A.Craig,

$$Q = \begin{pmatrix} Q^t & -Q^< \\ Q^> & -Q^{\bar{t}} \end{pmatrix}, \quad (17)$$

which contains the same amount of information as the time-contour representation. Since the four elements in above matrix are not linearly independent, to eliminate this redundancy, one can apply the Keldysh linear transformation⁶ $Q' = R^{-1}QR$ to the Craig's matrix, where $R \equiv \frac{1}{\sqrt{2}} \begin{pmatrix} 1 & 1 \\ -1 & 1 \end{pmatrix}$. After the transformation, we get the Keldysh's 2-by-2 matrix

$$Q' = \begin{pmatrix} Q^A & 0 \\ Q^K & Q^R \end{pmatrix}, \quad (18)$$

where the relations in Eqs.(14)-(16) are used. Since the Craig's and Keldysh's representations are related by a simple linear transformation, the real-time Keldysh matrix in Eq.(18) can fully represent a contour-ordered quantity as well. Note that the Keldysh's matrix features a lower triangular matrix, the matrix addition, multiplication, and inverse operations on Keldysh's matrices do not change the mathematical structure. Moreover, the zero element in Eq.(18) can greatly simplify the matrix operations. For these reasons, it is convenient to work in the Keldysh's representation, and then make the transformation to Craig's matrix to obtain all the real-time GF elements in Eq.(17). As shown in Append.A, one can assert the equivalence of using different representations of contour-ordered quantity in applications, including Craig's/Keldysh's real-time matrix and time-contour representations. Therefore, we conclude the two NECPAs reported in Ref.41 and 42 start from the same physical foundation.

B. Perturbation expansion of the Green's function

After describing the different quantity representations in the NEGF theory, we introduce its central power. The most appreciate feature of the NEGF theory is its perturbation expansion⁸ technique for treating many

different kinds of complex interactions, such as interaction with electrodes, random impurity scattering and electron-phonon/photon/electron interactions. In particular, an unknown GF of a system can be expanded to an infinite series with definitely calculable quantities. In the presence of some complex interaction, one divides the system Hamiltonian H into two parts

$$H = H_0 + \Sigma, \quad (19)$$

where H_0 refers to an unperturbed Hamiltonian that can be calculated exactly, and Σ is the self-energy due to the complex interaction in the system. A very important result by using the perturbation expansion is that

$$G = G_0 + G_0 \Sigma G_0 + G_0 \Sigma G_0 \Sigma G_0 + \dots, \quad (20)$$

where GF of realistic system, G , is expanded as an infinite series in terms of G_0 of the unperturbed H_0 and Σ . Eq.(20) can be rewritten in a more compact form, namely the Dyson equation

$$G = G_0 + G_0 \Sigma G = G_0 + G \Sigma G_0, \quad (21)$$

which is satisfied by many GFs, including the retarded/advanced and different representations of contour ordered GFs.^{6,8,49} By replacing quantities with the 2-by-2 real-time matrices, the relations between various real-time GFs in the presence of interaction Σ can be derived from simple matrix multiplication, such as the Keldysh formula⁴⁴ in Eq.(3). Eq.(21) provides a important basis to treat various complex problems in the GF theory, such as the disorder average problem that we want to solve in this paper.

IV. GENERALIZED COHERENT POTENTIAL APPROXIMATION

Conventional CPA formulation^{22,23} of the averaged retarded/advanced GFs $\langle G^{R/A} \rangle$ are based on the Dyson equation for $G^{R/A}$. Because of the fact that the contour-ordered GF takes the same form of the Dyson equation as the retarded/advanced GFs, it is straightforward to extend the conventional CPA formulation to a general case $\langle G \rangle$. In this section, we introduce a generalized CPA to calculate the disorder average of various GFs introduced above.

A. Theory of generalized CPA

For the system as shown in Fig.1(b), because of the unintentional impurities, the potential of the system V is random. In muffin-tin approximation, V can be written as the contribution from each cell centered on atomic nuclear, namely $V = \sum_n v_n$, where v_n is the on-site random potential. The Hamiltonian of this system can be divided into

$$H = H_0 + \Sigma_{ld} + V, \quad (22)$$

where H_0 is a perfect system Hamiltonian and Σ_{ld} is the self-energy due to the leads. The central idea of CPA is to construct a coherent effective medium whose GF \bar{G} is equal to the disorder averaged GF $\langle G \rangle$ of the system, namely

$$\bar{G} = \langle G \rangle. \quad (23)$$

To physically describe this effective medium, we introduce a self-energy due to disorders $\Sigma_{im} = \sum_n \Sigma_{im,n}$, which contains contribution from each site, and rewrite the disordered system Hamiltonian as

$$H = (H_0 + \Sigma) + (V - \Sigma_{im}), \quad (24)$$

where $\Sigma = \Sigma_{ld} + \Sigma_{im}$ contains the contributions from both the leads and effective medium. The term in the first bracket in Eq.(24) can be regarded as the Hamiltonian of the effective medium and the second bracket contains the deviation of random potential from Σ_{im} which can be rewritten as

$$V - \Sigma_{im} = \sum_n (v_n - \Sigma_{n,im}). \quad (25)$$

According to the perturbation expansion technique, we directly write down the Dyson equations for the GFs G and \bar{G} :

$$G = \bar{G} + \bar{G}(V - \Sigma_{im})G = \bar{G} + G(V - \Sigma_{im})\bar{G}, \quad (26)$$

$$\bar{G} = G_0 + G_0 \Sigma \bar{G} = G_0 + \bar{G} \Sigma G_0, \quad (27)$$

where G , \bar{G} and G_0 are the GFs corresponding to the Hamiltonians H , $H_0 + \Sigma$ and H_0 , respectively. Here, Eq.(26) can be rewritten in another form

$$G = \bar{G} + \bar{G} T \bar{G}, \quad (28)$$

where T is called T-matrix defined as

$$\begin{aligned} T &\equiv (V - \Sigma_{im}) + (V - \Sigma_{im})\bar{G}(V - \Sigma_{im}) + \dots \\ &= (V - \Sigma_{im})(I + \bar{G}T) = (I + T\bar{G})(V - \Sigma_{im}). \end{aligned} \quad (29)$$

From Eq.(28), we can see T-matrix contains all the complexities of a disordered system. By taking average on both sides of Eq.(28) and comparing with Eq.(23), we obtain an important equation for T-matrix,

$$\langle T \rangle = 0. \quad (30)$$

In principle, the above equation in combination with Eq.(27) provides a closed set of self-consistent equations to solve Σ_{im} and \bar{G} of the effective medium. However, to evaluate $\langle T \rangle$ in Eq.(30), one needs to enumerate all possible configurations of the disorders, which is computational prohibitive. Therefore, further approximation to the average of T-matrix is required to enable CPA self-consistent calculation.

B. Single-site approximation

In order to make Eq.(30) practically useful, single-site approximation (SSA)²⁴ was introduced to decouple all the disorder scattering events contained in the T . To formulate SSA, we insert Eq.(25) into Eq.(29) and get

$$T = \sum_n (v_n - \Sigma_{n,im})(I + \bar{G}T) \equiv \sum_n Q_n, \quad (31)$$

where $Q_n \equiv (v_n - \Sigma_{n,im})(I + \bar{G}T)$ can be solved to obtain

$$Q_n = t_n(I + \bar{G} \sum_{m \neq n} Q_m), \quad (32)$$

$$t_n \equiv [I - (v_n - \Sigma_{n,im})\bar{G}]^{-1}(v_n - \Sigma_{n,im}). \quad (33)$$

Here, t_n describes the scattering event on the single site n ($t_n = 0$ at the site without random occupations). By recursively substituting Eq.(32) into Eq.(31), we get the multiple scattering equation:

$$T = \sum_n t_n + \sum_{n \neq m} \sum_m t_n \bar{G} t_m + \dots \quad (34)$$

From this equation, we can see that the overall disorder scattering effects during electron transport are regarded as successive multiple scattering processes from one site to another. For example, the first two terms in Eq.(34) are contributed by the respective one-time and two-time scattering processes. From Eq.(34), we can also see the process that an electron is successively scattered twice on a same site is prohibited. Averaging Eq.(34) gives

$$\langle T \rangle = \sum_n \langle t_n \rangle + \sum_{n \neq m} \langle t_n \bar{G} t_m \rangle + \dots \quad (35)$$

By here, all the formulations are exact. To introduce the SSA, we take the disorder average on Eq.(32) and rewrite it as

$$\langle Q_n \rangle = \langle t_n \rangle (I + \bar{G} \sum_{m \neq n} \langle Q_m \rangle) + \langle t_n \bar{G} \sum_{m \neq n} (Q_m - \langle Q_m \rangle) \rangle,$$

where the first term describes the averaged wave scattered by the individual atom on site R, and the second term contains fluctuations away from the average wave. Neglecting the second term yields the single-site approximation, namely

$$\langle Q_n \rangle = \langle t_n \rangle (I + \bar{G} \sum_{m \neq n} \langle Q_m \rangle), \quad (36)$$

which means the successive scattering events are independent of each other. Since the probability is small for scattering off multiple impurities at the same time, the SSA is a good approximation and becomes accurate at low impurity concentration.

After applying SSA, we can rewrite Eq.(35) in the following form

$$\langle T \rangle = \sum_n \langle Q_n \rangle = \sum_n \langle t_n \rangle + \sum_{n \neq m} \langle t_n \rangle \bar{G} \langle t_m \rangle + \dots \quad (37)$$

As an immediate result, the CPA self-consistent condition $\langle T \rangle = 0$ is simplified to

$$\langle t_n \rangle \equiv \sum_Q c_n^Q t_n^Q = 0, \quad (38)$$

where c_n^Q is the concentration of Q element on the site n . Combining the above single-site equation and Eq.(27), the on-site self-energy $\Sigma_{n,im}$ can be self-consistently solved for each site of the system. In such a way, the effective medium described by $\Sigma_{im} = \sum_n \Sigma_{n,im}$ can be efficiently obtained. By here, we have introduced the central idea of generalized CPA with the single site approximation.

C. Application to Keldysh's Representation

The quantities we defined so far in the generalized CPA with SSA (such as G , Σ , V , T and their single-site counterparts) are all defined for a general case. If we substitute with the retarded/advanced quantities, we obtain the conventional CPA formalism. Here, we apply the generalized CPA to the Keldysh's real-time matrix representation, aiming to obtain the disorder average of all the real-time single-particle GFs introduced in Sec.III. To do this, we need to rewrite the quantities G , Σ , V , T and their single-site counterparts in the form of the Keldysh's matrix in Eq.(18). For example, $\Sigma = \begin{pmatrix} \Sigma^A & 0 \\ \Sigma^K & \Sigma^R \end{pmatrix}$, $T = \begin{pmatrix} T^A & 0 \\ T^K & T^R \end{pmatrix}$, and $V = \begin{pmatrix} V^A & 0 \\ V^K & V^R \end{pmatrix} = \begin{pmatrix} V & 0 \\ 0 & V \end{pmatrix}$ since the potential is Hermitian and can take its simpler form. Replacing the quantities in Eq.(27) with Keldysh's matrices leads to the following equations (see more details in Appendix B),

$$\bar{G}^R = G_0^R (I - \Sigma^R G_0^R)^{-1}, \quad (39a)$$

$$\bar{G}^A = G_0^A (I - \Sigma^A G_0^A)^{-1}, \quad (39b)$$

$$\bar{G}^K = \bar{G}^R \Sigma^K \bar{G}^A + (I + \bar{G}^R \Sigma^R) G_0^K (I + \Sigma^A \bar{G}^A). \quad (39c)$$

where $\Sigma = \Sigma_{ld} + \Sigma_{im}$. Eqs.(39a,39b) for retarded and advanced GFs are the same as the conventional CPA. Eq.(39c) is usually called the Keldysh's formula for G^K which relates \bar{G}^K to $\bar{G}^{R/A}$ and different components of Σ . From the above equation, we can see the three components of G , namely $G^{R/A/K}$, are not independent of each other: G^A is the conjugate of G^R , and thus G^K is given by G^R through the Keldysh's formula. Thus G^R provides the sufficient knowledge to compute NEGFs, provided the self-energy Σ . This fact forms the important physical foundation for the CPA-NVC method in which conventional CPA is carried out only for $\bar{G}^{R/A}$. Actually, the similar relations between the retarded/advanced and the Keldysh quantities can also be found for other quantities, such as T and t_n as we show in the following.

To obtain the CPA equations, we apply the Keldysh's

matrices to Eq.(29), and find

$$T^R = [I - (V - \Sigma_{im}^R) \bar{G}^R]^{-1} (V - \Sigma_{im}^R), \quad (40a)$$

$$T^A = [I - (V - \Sigma_{im}^A) \bar{G}^A]^{-1} (V - \Sigma_{im}^A), \quad (40b)$$

$$T^K = T^R \bar{G}^K T^A - (I + T^R \bar{G}^R) \Sigma_{im}^K (I + \bar{G}^A T^A). \quad (40c)$$

Similarly, applying the Keldysh's matrices to Eq.(33) leads to

$$t_n^R = [I - (v_n - \Sigma_{n,im}^R) \bar{G}^R]^{-1} (v_n - \Sigma_{n,im}^R), \quad (41a)$$

$$t_n^A = [I - (v_n - \Sigma_{n,im}^A) \bar{G}^A]^{-1} (v_n - \Sigma_{n,im}^A), \quad (41b)$$

$$t_n^K = t_n^R \bar{G}^K t_n^A - (I + t_n^R \bar{G}^R) \Sigma_{n,im}^K (I + \bar{G}^A t_n^A). \quad (41c)$$

The quantity Σ_{im}^K is called the non-equilibrium coherent potential in the literatures of NECPA^{41,42}. Here the Eqs.(40c, 41c) can be called the Keldysh's formula for T and t_n . Similar to G , we find that the retarded, advanced and Keldysh components of T or t_n are also not independent. Given a self-energy, the retarded quantity can determine the other two components, providing a foundation for the equivalence of CPA-NVC and NECPAs as we will see in next section. After applying to the Keldysh's representation, by combining Eqs.(39) and Eqs.(41) with the CPA condition $\langle t_n^{R/A/K} \rangle = 0$ in SSA, we can self-consistently compute the self-energy $\Sigma_{im}^{R/A/K}$ that gives $\bar{G}^{R/A/K}$ of the effective medium. As an important result, according to the relations in Append. C, the average of all other real-time single-particle GFs can be easily obtained.

V. GENERALIZED NON-EQUILIBRIUM VERTEX CORRECTION

The generalized CPA only provides a way to average a single-particle GF. However, many physical quantities contain the product of two GFs, such as the quantum transport properties mentioned in Sec.II. Because the two GFs describing the same disordered system are internally correlated, $\langle GCG \rangle$ is not simply equal to $\langle G \rangle C \langle G \rangle$ where C is an arbitrary constant. For this reason, a new algorithm called the generalized NVC is formulated in this section to correctly compute $\langle GCG \rangle$, so that the disorder averaged product of any two real-time GFs can be obtained, such as $\langle G^< CG^< \rangle$.

A. Theory of generalized non-equilibrium vertex correction

Here, we consider a two-GF correlator

$$K = \langle G(z_1) C G(z_2) \rangle, \quad (42)$$

where C is an arbitrary constant. In Eq.(42), the GFs can be at two different energies. For simplicity, these energy indices will be suppressed in the rest of the derivation.

To evaluate K , we insert Eq.(28) into Eq.(42) and apply the CPA condition $\langle T \rangle = 0$, and then obtain

$$\langle GCG \rangle = \bar{G} (C + \Omega) \bar{G}, \quad (43)$$

where

$$\Omega \equiv \langle T \bar{G} C \bar{G} T \rangle \quad (44)$$

is the generalized NVC, containing all the effects of disorders on the two-GF correlator.

In order to compute Ω , we substitute the T with Eq.(31) and then obtain

$$\Omega = \sum_n \sum_m \langle Q_n \bar{G} C \bar{G} \tilde{Q}_m \rangle. \quad (45)$$

For terms with $n \neq m$, by applying SSA, we can obtain $\langle Q_n \bar{G} C \bar{G} \tilde{Q}_m \rangle = 0$. Consequently, Eq.(45) is simplified to

$$\Omega = \sum_n \Omega_n, \quad (46)$$

where we have defined $\Omega_n \equiv \langle Q_n \bar{G} C \bar{G} \tilde{Q}_n \rangle$. To proceed further, we replace the Q_n, \tilde{Q}_n with the relation in Eq.(32), $Q_n = t_n (I + \bar{G} \sum_{p \neq n} Q_p)$ and its counterpart $\tilde{Q}_n = (I + \sum_{q \neq n} \tilde{Q}_q \bar{G}) t_n$, and get

$$\Omega_n = \langle t_n (I + \bar{G} \sum_{p \neq n} Q_p) \bar{G} C \bar{G} (I + \sum_{q \neq n} \tilde{Q}_q \bar{G}) t_n \rangle. \quad (47)$$

Expanding the products in $\langle \dots \rangle$, we will get four terms, among which, after applying SSA, two terms involving only one Q vanish, and the term involving the product of two Q s is simplified to $\langle t_n \bar{G} \sum_{p \neq n} \Omega_p \bar{G} t_n \rangle$. Therefore, Eq.(47) finally becomes

$$\Omega_n = \langle t_n \bar{G} C \bar{G} t_n \rangle + \sum_{p \neq n} \langle t_n \bar{G} \Omega_p \bar{G} t_n \rangle, \quad (48)$$

which forms a closed set of linear equations for the unknown Ω_n . In Eq.(48), the average is over pairs of scattering events on the same site. In other words the scattering from different sites is regarded as statistically uncorrelated and the motion of two particles, represented by the two GFs, in the medium is correlated only if they both scatter from the same site. Solving Eq.(48) leads to Ω_n for each disordered site, and thus the averaged two-GF correlator in Eq.(42) can be obtained. The procedure to average the two-GF correlator from Eq.(43) to Eq.(48) can be represented by the Feynman diagrams as shown in Fig.3.²⁷ The first line in Fig.3 expresses the two-GF correlator with an infinite series of ladder diagrams that refers to the direct expansion of the GFs in SSA, and the second line reduces the infinite ladder series to a single NVC. With this simple Feynman diagram, the various two-GF correlators, such as $G^< CG^<$, can be calculated in a much more efficient way than the method reported in Ref.5.

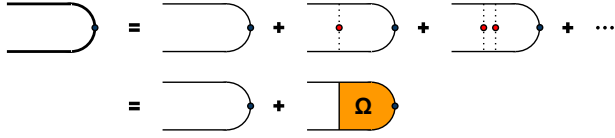


FIG. 3. (color online) Diagrammatic representation of $\langle GCG \rangle$. The thick line and thin line represent G and \bar{G} respectively. The dash line represents the interaction with the disorders (red dots). The blue dot represents a vertex C .

B. Application to Keldysh's Representation

Similar to the generalized CPA, the generalized NVC formalism can also be applied to Keldysh's representation. To do so, we first consider the arbitrary constant C matrix for the following four different cases

$$\begin{aligned} C^{(1)} &= \begin{pmatrix} C & 0 \\ 0 & 0 \end{pmatrix}, & C^{(2)} &= \begin{pmatrix} 0 & C \\ 0 & 0 \end{pmatrix}, \\ C^{(3)} &= \begin{pmatrix} 0 & 0 \\ C & 0 \end{pmatrix}, & C^{(4)} &= \begin{pmatrix} 0 & 0 \\ 0 & C \end{pmatrix}. \end{aligned}$$

By applying these four $C^{(i)}$ s to Eq.(44), we obtain four different $\Omega^{(i)}$ s as follows,

$$\begin{aligned} \Omega^{(1)} &= \begin{pmatrix} \Omega^{AA} & 0 \\ \Omega^{KA} & 0 \end{pmatrix}, & \Omega^{(2)} &= \begin{pmatrix} \Omega^{AK} & \Omega^{AR} \\ \Omega^{KK} & \Omega^{KR} \end{pmatrix}, \\ \Omega^{(3)} &= \begin{pmatrix} 0 & 0 \\ \Omega^{RA} & 0 \end{pmatrix}, & \Omega^{(4)} &= \begin{pmatrix} 0 & 0 \\ \Omega^{RK} & \Omega^{RR} \end{pmatrix}. \end{aligned}$$

Applying these $\Omega^{(i)}$ and the corresponding $C^{(i)}$ to Eq.(43) leads to nine different pairwise combinations of G^R , G^A and G^K

$$\langle G^R C G^R \rangle = \bar{G}^R (C + \Omega^{RR}) \bar{G}^R, \quad (49)$$

$$\langle G^R C G^A \rangle = \bar{G}^R (C + \Omega^{RA}) \bar{G}^A, \quad (50)$$

$$\langle G^A C G^R \rangle = \bar{G}^A (C + \Omega^{AR}) \bar{G}^R, \quad (51)$$

$$\langle G^A C G^A \rangle = \bar{G}^A (C + \Omega^{AA}) \bar{G}^A, \quad (52)$$

$$\langle G^R C G^K \rangle = \bar{G}^R \Omega^{RK} \bar{G}^A + \bar{G}^R (C + \Omega^{RR}) \bar{G}^K, \quad (53)$$

$$\langle G^A C G^K \rangle = \bar{G}^A \Omega^{AK} \bar{G}^A + \bar{G}^A (C + \Omega^{AR}) \bar{G}^K, \quad (54)$$

$$\langle G^K C G^R \rangle = \bar{G}^R \Omega^{KR} \bar{G}^R + \bar{G}^K (C + \Omega^{AR}) \bar{G}^R, \quad (55)$$

$$\langle G^K C G^A \rangle = \bar{G}^R \Omega^{KA} \bar{G}^A + \bar{G}^K (C + \Omega^{AA}) \bar{G}^A, \quad (56)$$

$$\begin{aligned} \langle G^K C G^K \rangle &= \bar{G}^R \Omega^{KK} \bar{G}^A + \bar{G}^K \Omega^{AK} \bar{G}^A \\ &\quad + \bar{G}^R \Omega^{KR} \bar{G}^K + \bar{G}^K (C + \Omega^{AR}) \bar{G}^K. \end{aligned} \quad (57)$$

The linear combination of these nine quantities can give all the real-time two-GF correlators (see Append.C for more details). For example:

$$\begin{aligned} \langle G^< C G^< \rangle &= \frac{1}{4} \left[\langle G^R C G^R \rangle - \langle G^R C G^A \rangle - \langle G^R C G^K \rangle \right. \\ &\quad - \langle G^A C G^R \rangle + \langle G^A C G^A \rangle + \langle G^A C G^K \rangle \\ &\quad \left. - \langle G^K C G^R \rangle + \langle G^K C G^A \rangle + \langle G^K C G^K \rangle \right]. \end{aligned} \quad (58)$$

The remaining task is to find the nine generalized NVC quantities defined in the four $\Omega^{(i)}$ s. By inserting the Keldysh's matrices into Eq.(48), we obtain nine linear equations with details provided in the Append.D. From Append.D, we can see some of these quantities are coupled with each other. However, Solving these linear equations from top to down leads to the decoupling of the calculation, giving a unified solution for these 9 generalized NVCs. Therefore, with the generalized NVC, the averaged physical properties which contain two Green's function correlators, such as averaged non-equilibrium electron density, averaged current, current fluctuation and averaged shot noise (see Sec.II), can all be computed in a unified and efficient way.

C. Relation between NECPA and CPA-NVC

In this subsection, we will clarify the internal relation between NECPA^{41,42} and CPA-NVC³⁰ by taking a close look at the non-equilibrium coherent potential defined in NECPA, which is the quantity Σ_{im}^K in this paper. We start from the second term of the Keldysh's formula in Eq.(39c). By using Dyson equation Eq.(21) for $G^{R/A}$ and fluctuation-dissipation theorem⁸, we get

$$\begin{aligned} (I + \bar{G}^R \Sigma^R) G_0^K (I + \Sigma^A \bar{G}^A) \\ = [1 - 2f(E)] G^R [(G_0^A)^{-1} - (G_0^R)^{-1}] G^A. \end{aligned} \quad (59)$$

Since $(G_0^A)^{-1} - (G_0^R)^{-1} = -2i\eta$ where $\eta \rightarrow 0$, thus Eq.(59) will equal zero except $G^{R/A}(E)$ diverges, which means the energy E coincidentally equals the bound-state energy.⁴⁶ Furthermore, this term when it is nonzero is only relevant to the initial transient of time dependent problem, and thus it can be neglected for the steady-state problem that we are working on here (see discussions in page 305 in Ref.7 and Eq.2.16 in Ref.50). The great success of NEGF-DFT based quantum transport methods¹²⁻²¹ further confirms this fact with great amount of practical applications. After dropping the bound-state term, the Keldysh's Green's function \bar{G}^K becomes

$$\bar{G}^K = \bar{G}^R \Sigma^K \bar{G}^A. \quad (60)$$

Based on Eq.(60), we can prove the equivalence of the NECPA and CPA-NVC methods. At first, we consider Eq.(40c) for T^K . By applying the generalized CPA self-consistent condition $\langle T \rangle = 0$, namely $\langle T^{R/A/K} \rangle = 0$, we immediately obtain the nonequilibrium coherent potential in the following form

$$\Sigma_{im}^K = \langle T^R \bar{G}^R \Sigma_{ld}^K \bar{G}^A T^A \rangle, \quad (61)$$

which is exactly the same as the NVC in Eq.(44). Applying the SSA still don't change the conclusion. In particular, applying $\langle t_n^K \rangle = 0$ to Eq.(41c) results in

$$\Sigma_{n,im}^K = \langle t_n^R \bar{G}^R \Sigma_{ld}^K \bar{G}^A t_n^A \rangle + \sum_{m \neq n} \langle t_n^R \bar{G}^R \Sigma_{m,im}^K \bar{G}^A t_n^A \rangle,$$

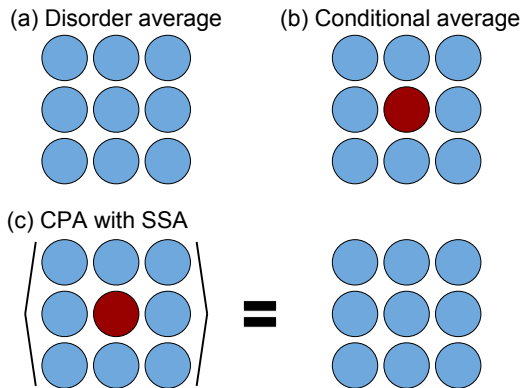


FIG. 4. (color online) (a) A fully disorder averaged system. (b) A conditionally averaged system. (c) Schematic illustration of CPA with SSA.

which is the same as the NVC in Eq.(48) after SSA. By here, we have shown the non-equilibrium coherent potential equals NVC and provides no more physics. For these reasons, the NECPAs introduced in the Refs.41 and 42 are essentially the same as the CPA-NVC. This equivalence is guaranteed by the Keldysh's formulas in Eqs.(39c),(40c) and (41c) which are inherently incorporated in the NECPA, but are explicitly used in the derivation of CPA-NVC.

VI. REALIZING FIRST-PRINCIPLES CALCULATION

In previous sections, we have introduced the generalized CPA-NVC algorithm to treat the disorder effects in non-equilibrium quantum transport. However, the solution of the generalized CPA and NVC equations need us to provide the potential v_n^Q of each Q element on the site n , namely the electronic structure of the disordered device. In this section, we will discuss how to combine the generalized CPA-NVC with NEGF-DFT method to calculate the non-equilibrium electronic structure of the disordered nanoelectronics from first principles.

A. Conditionally averaged Green's function

The central quantity for realizing DFT self-consistent calculation is the conditionally averaged lesser Green's function $\bar{G}^{<,Q}$, which gives the ρ_n^Q to update v_n^Q in each DFT iteration. In general, the conditionally averaged GF \bar{G}^Q is associated with the system in which the n -th site is occupied by the fixed Q element, and the disorder average is carried out for the rest of the disordered sites. Thus, \bar{G}^Q corresponds to the effective medium with Q element embedded on the site n , as shown in Fig.4(b). In order to calculate \bar{G}^Q , we expand it with reference to

\bar{G} shown in Fig.4(a) by using Eq.(28), and obtain

$$\bar{G}^Q = \bar{G} + \bar{G}t_n^Q\bar{G}, \quad (62)$$

where

$$t_n^Q = [I - (v_n^Q - \Sigma_{n,im})\bar{G}]^{-1}(v_n^Q - \Sigma_{n,im}). \quad (63)$$

Note that we have used $T = t_n^Q$ since there is only one scattering center. One can check that

$$\sum_Q c^Q \bar{G}^Q = \bar{G} \quad (64)$$

by applying the single-site CPA condition $\langle t_n \rangle = 0$ in Eq.(62). Fig.4(c) provides a schematic illustration of the above equation. By substituting with Keldysh's matrices in Eq.(62), we obtain

$$\bar{G}^{R,Q} = \bar{G}^R + \bar{G}^R t_n^{R,Q} \bar{G}^R, \quad (65a)$$

$$\bar{G}^{A,Q} = \bar{G}^A + \bar{G}^A t_n^{A,Q} \bar{G}^A, \quad (65b)$$

$$\begin{aligned} \bar{G}^{K,Q} = \bar{G}^K + \bar{G}^R t_n^{K,Q} \bar{G}^A \\ + \bar{G}^K t_n^{A,Q} \bar{G}^A + \bar{G}^R t_n^{R,Q} \bar{G}^K. \end{aligned} \quad (65c)$$

where the matrices $t_n^{R/A/K}$ are defined in Eq.(41). With above three conditionally averaged GFs, $\bar{G}^{<,Q}$ can be calculated by the relation

$$\bar{G}^{<,Q} = \frac{1}{2}(-\bar{G}^{R,Q} + \bar{G}^{A,Q} + \bar{G}^{K,Q}). \quad (66)$$

The conditionally averaged $\bar{G}^{<,Q}$ provides the non-equilibrium density matrix $\bar{\rho}^Q$ for each disordered element in the system. In combination with DFT, the potential v_n^Q can be computed from the electron density. Consequently, the non-equilibrium electronic structure of the disordered nanoelectronics can be self-consistently calculated by combining NEGF-DFT with generalized CPA-NVC method. As a result, the effects of disorders on the quantum transport properties can be simulated from atomistic first principles.

B. Self-consistent procedures

Here, we briefly summarize the major procedures for implementing the generalized CPA-NVC within the framework of NEGF-DFT. As shown Fig.5, the whole self-consistent calculation involves the following important steps: (i) For the given device geometry, compositions and their concentrations on each site, and the left and right leads, we choose an appropriate initial atomic potential v_n^Q for each atomic species. This potential can be constructed by a self-consistent calculation of a single atom or a bulk phase of the element. In addition, one has to calculate the self-energy of the left and right leads, e.g., Σ_{ld} , which are then kept constant during the self-consistent calculation. (ii) With v_n^Q , we solve conventional CPA nonlinear equations self-consistently to

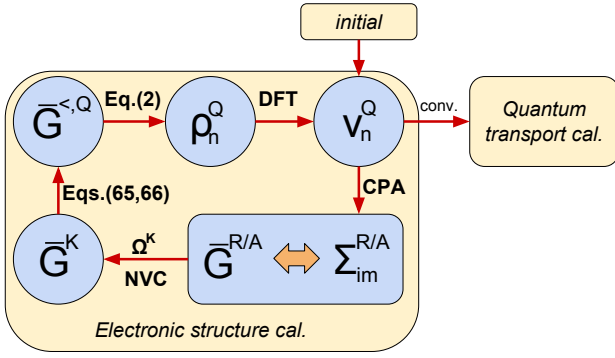


FIG. 5. (color online) Flowchart for implementing the generalized CPA-NVC within the NEGF-DFT method to realize first principles simulation of disordered nano-electronics.

obtain the coherent potential Σ_{im}^R that directly leads to the averaged retarded GF \bar{G}^R . (iii) By using the matrix elements of \bar{G}^R associated with the disordered sites, we can solve the NVC linear equation Eq.(48) to obtain the Ω_{NVC} that gives \bar{G}^K . (iv) With $\bar{G}^{R/A/K}$, we calculate the configurationally averaged $\bar{G}^{R/A/K,Q}$ in Eqs.(65) to obtain $\bar{G}^{<,Q}$ with Eq.(66). (v) We obtain the electron density ρ_n^Q for each element of the device from their conditionally averaged non-equilibrium density matrix given by $\bar{G}^{<,Q}$. (vi) We update the electronic potential v_n^Q with DFT and check if the potential v_n^Q is converged for each element in the system. If not, we start a new iteration by going back to step (ii) with the updated v_n^Q . Such an iterative procedure continues until the electronic potential is converged. With the converged non-equilibrium electronic structure, we calculate the averaged quantum transport properties with the generalized CPA-NVC, such as an $I - V$ curve, current fluctuation and averaged shot noise, to finish the simulation of a disordered nano-electronics.

VII. CONCLUSION

We have developed a generalized CPA-NVC formalism to realize quantum transport simulation of disordered nanoelectronic devices at non-equilibrium state. Based on the generalized CPA-NVC formalism, We show that the averaged product of any two real-time single-particle GFs can be computed with nine generalized NVCs, which account for the multiple impurity scattering and non-equilibrium quantum statistics. As an important result, various non-equilibrium quantum transport properties, including averaged non-equilibrium density matrix, averaged current, current fluctuation and averaged shot noise, can all be effectively computed with a unified scheme. Moreover, We clarify that the equivalence between NECPA and CPA-NVC is guaranteed by the Keldysh's formulas and the non-equilibrium coherent potential equals NVC. In addition, the generalized condi-

tionally averaged NEGF is derived to combine with DFT to enable first principles simulation of disordered nanoelectronics. As a summary, Our approach provides a unified, efficient and self-consistent method for simulating non-equilibrium quantum transport through disordered nanoelectronics.

ACKNOWLEDGMENTS

This work is supported by ShanghaiTech University start-up fund (Y. Ke). We thank Prof. Hong Guo at McGill Univeristy for reading our manuscript and providing important comments on our work.

Appendix A: Relations between Analytical Continuation with the Langreth Theorem and the Matrix Representation

The operation on contour-ordered quantities involves integrating along the time-contour, which can be transformed to integrating along the real-time axis by using the Langreth theorem.⁸ For example, suppose A , B and D are three quantities defined on the contour and have the relation

$$D = AB. \quad (\text{A1})$$

According to the Langreth theorem, their real-time counterparts have the relations

$$D^< = A^R B^< + A^< B^A, \quad (\text{A2})$$

$$D^R = A^R B^R. \quad (\text{A3})$$

These two identities can be derived by deforming the time contour as indicated in Fig.4.4 in Ref.8. An alternative way to apply the Langreth theorem is by using the Craig's or Keldysh's 2-by-2 real-time matrix representation of the contour-ordered quantities. For example, by substituting the matrix notation defined in (17) into (A1), we obtain

$$\begin{pmatrix} D^t & -D^< \\ D^> & -D^t \end{pmatrix} = \begin{pmatrix} A^t B^t - A^< B^> & -A^t B^< + A^< B^t \\ A^> B^t - A^t B^> & -A^> B^< + A^t B^t \end{pmatrix}.$$

From this expression, we directly recover (A2)

$$\begin{aligned} D^< &= A^t B^< - A^< B^t \\ &= (A^t - A^<)B^< + A^<(B^< - B^t) = A^R B^< + A^< A^A. \end{aligned}$$

Similarly, by substituting Eq.(18) into Eq.(A1) leads to Eq.(A3). Therefore, we can regard these 2-by-2 matrices inherently incorporate the Langreth theorem and are preferred using in practice.

Appendix B: Derivation of Eq.(39)

We firstly rewritten Eq.(27) as the explicit form for \bar{G} that

$$\bar{G} = G_0(I - \Sigma G_0)^{-1}. \quad (\text{B1})$$

By replacing with the Keldysh's representation defined in Eq.(18), we obtain

$$\begin{pmatrix} \bar{G}^A & 0 \\ \bar{G}^K & \bar{G}^R \end{pmatrix} = \begin{pmatrix} G_0^A & 0 \\ G_0^K & G_0^R \end{pmatrix} \begin{pmatrix} A & 0 \\ K & R \end{pmatrix}^{-1}, \quad (\text{B2})$$

where we have defined

$$R \equiv I - \Sigma^R G_0^R, \quad (\text{B3})$$

$$A \equiv I - \Sigma^A G_0^A, \quad (\text{B4})$$

$$K \equiv -\Sigma^K G_0^A - \Sigma^R G_0^K. \quad (\text{B5})$$

Using the identity

$$\begin{pmatrix} A & 0 \\ K & R \end{pmatrix}^{-1} = \begin{pmatrix} A^{-1} & 0 \\ -R^{-1}KA^{-1} & R^{-1} \end{pmatrix}, \quad (\text{B6})$$

then we can get

$$\bar{G}^R = G_0^R R^{-1} = G_0^R [I - \Sigma^R G_0^R]^{-1}, \quad (\text{B7a})$$

$$\bar{G}^A = G_0^A A^{-1} = G_0^A [I - \Sigma^A G_0^A]^{-1}, \quad (\text{B7b})$$

$$\begin{aligned} \bar{G}^K &= G_0^K A^{-1} - G_0^R R^{-1} K A^{-1} \\ &= \bar{G}^R \Sigma^K \bar{G}^A + (I + \bar{G}^R \Sigma^R) G_0^K (G_0^A)^{-1} \bar{G}^A \\ &= \bar{G}^R \Sigma^K \bar{G}^A + (I + \bar{G}^R \Sigma^R) G_0^K (I + \Sigma^A \bar{G}^A). \end{aligned} \quad (\text{B7c})$$

Appendix C: Expressing various real-time quantities in terms of Q^R, Q^A and Q^K

This appendix provides a convenient way to express the various real-time quantities in terms of the linear combinations of Q^R, Q^A and Q^K by using the Keldysh's linear transformation shown as follows:

nations of Q^R, Q^A and Q^K by using the Keldysh's linear transformation shown as follows:

$$\begin{aligned} \begin{pmatrix} Q^t & -Q^< \\ Q^> & -Q^t \end{pmatrix} &= \frac{1}{2} \begin{pmatrix} 1 & 1 \\ -1 & 1 \end{pmatrix} \begin{pmatrix} Q^A & 0 \\ Q^K & Q^R \end{pmatrix} \begin{pmatrix} 1 & -1 \\ 1 & 1 \end{pmatrix} \\ &= \frac{1}{2} \begin{pmatrix} Q^R + Q^A + Q^K & Q^R - Q^A - Q^K \\ Q^R - Q^A + Q^K & Q^R + Q^A - Q^K \end{pmatrix}. \end{aligned}$$

Furthermore, if we want to express the various pairwise combinations of real-time quantities, for example $Q^< C Q^<$. We can just substitute $Q^< = (-Q^R + Q^A + Q^K)/2$ into $Q^< C Q^<$ and expand it into nine terms involving $Q^{R/A/K} C Q^{R/A/K}$.

Appendix D: Nine Equations for the generalized NVCs

The following nine equations are obtained from Eq.(48) in Keldysh's representation with four cases of $C^{(i)}$ and $\Omega^{(i)}$ ($i=1,2,3,4$):

$$\Omega_n^{RR} = \langle t_n^R \bar{G}^R C \bar{G}^R t_n^R \rangle + \sum_{p \neq n} \langle t_n^R \bar{G}^R \Omega_p^{RR} \bar{G}^R t_n^R \rangle, \quad (\text{D1})$$

$$\Omega_n^{RA} = \langle t_n^R \bar{G}^R C \bar{G}^A t_n^A \rangle + \sum_{p \neq n} \langle t_n^R \bar{G}^R \Omega_p^{RA} \bar{G}^A t_n^A \rangle, \quad (\text{D2})$$

$$\Omega_n^{AR} = \langle t_n^A \bar{G}^A C \bar{G}^R t_n^R \rangle + \sum_{p \neq n} \langle t_n^A \bar{G}^A \Omega_p^{AR} \bar{G}^R t_n^R \rangle, \quad (\text{D3})$$

$$\Omega_n^{AA} = \langle t_n^A \bar{G}^A C \bar{G}^A t_n^A \rangle + \sum_{p \neq n} \langle t_n^A \bar{G}^A \Omega_p^{AA} \bar{G}^A t_n^A \rangle, \quad (\text{D4})$$

$$\Omega_n^{RK} = \langle t_n^R \bar{G}^R C \bar{G}^K t_n^K \rangle + \langle t_n^R \bar{G}^R C \bar{G}^K t_n^A \rangle + \sum_{p \neq n} \left[\langle t_n^R \bar{G}^R \Omega_p^{RK} \bar{G}^K t_n^K \rangle + \langle t_n^R \bar{G}^R \Omega_p^{RR} \bar{G}^R t_n^K \rangle + \langle t_n^R \bar{G}^R \Omega_p^{RR} \bar{G}^K t_n^A \rangle \right], \quad (\text{D5})$$

$$\Omega_n^{AK} = \langle t_n^A \bar{G}^A C \bar{G}^K t_n^K \rangle + \langle t_n^A \bar{G}^A C \bar{G}^K t_n^A \rangle + \sum_{p \neq n} \left[\langle t_n^A \bar{G}^A \Omega_p^{AK} \bar{G}^K t_n^K \rangle + \langle t_n^A \bar{G}^A \Omega_p^{AR} \bar{G}^R t_n^K \rangle + \langle t_n^A \bar{G}^A \Omega_p^{AR} \bar{G}^K t_n^A \rangle \right], \quad (\text{D6})$$

$$\Omega_n^{KR} = \langle t_n^K \bar{G}^K C \bar{G}^R t_n^R \rangle + \langle t_n^K \bar{G}^K C \bar{G}^R t_n^R \rangle + \sum_{p \neq n} \left[\langle t_n^K \bar{G}^K \Omega_p^{KR} \bar{G}^R t_n^R \rangle + \langle t_n^K \bar{G}^K \Omega_p^{AR} \bar{G}^R t_n^R \rangle + \langle t_n^K \bar{G}^K \Omega_p^{AR} \bar{G}^R t_n^R \rangle \right], \quad (\text{D7})$$

$$\Omega_n^{KA} = \langle t_n^K \bar{G}^K C \bar{G}^A t_n^A \rangle + \langle t_n^K \bar{G}^K C \bar{G}^A t_n^A \rangle + \sum_{p \neq n} \left[\langle t_n^K \bar{G}^K \Omega_p^{KA} \bar{G}^A t_n^A \rangle + \langle t_n^K \bar{G}^K \Omega_p^{AA} \bar{G}^A t_n^A \rangle + \langle t_n^K \bar{G}^K \Omega_p^{AA} \bar{G}^A t_n^A \rangle \right], \quad (\text{D8})$$

$$\begin{aligned} \Omega_n^{KK} &= \langle t_n^K \bar{G}^K C \bar{G}^K t_n^K \rangle + \langle t_n^K \bar{G}^K C \bar{G}^K t_n^A \rangle + \langle t_n^K \bar{G}^K C \bar{G}^R t_n^K \rangle + \langle t_n^K \bar{G}^K C \bar{G}^K t_n^A \rangle \\ &+ \sum_{p \neq n} \left[\langle t_n^K \bar{G}^K \Omega_p^{KK} \bar{G}^K t_n^K \rangle + \langle t_n^K \bar{G}^K \Omega_p^{AK} \bar{G}^A t_n^A \rangle + \langle t_n^K \bar{G}^K \Omega_p^{AK} \bar{G}^A t_n^A \rangle + \langle t_n^K \bar{G}^K \Omega_p^{KR} \bar{G}^R t_n^K \rangle \right. \\ &\left. + \langle t_n^K \bar{G}^K \Omega_p^{AR} \bar{G}^R t_n^K \rangle + \langle t_n^K \bar{G}^K \Omega_p^{AR} \bar{G}^R t_n^K \rangle + \langle t_n^K \bar{G}^K \Omega_p^{KR} \bar{G}^K t_n^A \rangle + \langle t_n^K \bar{G}^K \Omega_p^{AR} \bar{G}^K t_n^A \rangle + \langle t_n^K \bar{G}^K \Omega_p^{AR} \bar{G}^K t_n^A \rangle \right] \end{aligned} \quad (\text{D9})$$

* keyq@shanghaitech.edu.cn

¹ Troels Markussen, Riccardo Rurali, Antti-Pekka Jauho, and Mads Brandbyge. *Phys. Rev. Letts.*, 99:076803, Aug

- 2007.
- ² A. M. Bratkovsky. *Phys. Rev. B*, 56:2344–2347, Aug 1997.
 - ³ H. Ohno. *Science*, 281(5379):951–956, 1998.
 - ⁴ A. Asenov. *Electron Devices, IEEE Transactions on*, 45(12):2505–2513, Dec 1998.
 - ⁵ Yu Zhu, Lei Liu, and Hong Guo. *Phys. Rev. B*, 88:085420, Aug 2013.
 - ⁶ LV Keldysh. *Sov. Phys. JETP*, 20(4):1018–1026, 1965.
 - ⁷ Supriyo Datta. *Electronic transport in mesoscopic systems*. Cambridge university press, 1997.
 - ⁸ Hartmut Haug, Antti-Pekka Jauho, and M Cardona. *Quantum kinetics in transport and optics of semiconductors*, volume 2. Springer, 2008.
 - ⁹ Pierre Hohenberg and Walter Kohn. *Physical Review*, 136(3B):B864, 1964.
 - ¹⁰ Walter Kohn and Lu Jeu Sham. *Physical Review*, 140(4A):A1133, 1965.
 - ¹¹ Robert G Parr and Weitao Yang. *Density-functional theory of atoms and molecules*, volume 16. Oxford university press, 1989.
 - ¹² Jeremy Taylor, Hong Guo, and Jian Wang. *Phys. Rev. B*, 63:121104, Mar 2001.
 - ¹³ Jeremy Taylor, Hong Guo, and Jian Wang. *Phys. Rev. B*, 63:245407, Jun 2001.
 - ¹⁴ Sergey V. Faleev, Fran çois Léonard, Derek A. Stewart, and Mark van Schilfgaarde. *Phys. Rev. B*, 71:195422, May 2005.
 - ¹⁵ Derek Waldron, Paul Haney, Brian Larade, Allan Macdonald, and Hong Guo. *Phys. Rev. Lett.*, 96:166804, Apr 2006.
 - ¹⁶ Yongqiang Xue, Supriyo Datta, and Mark A. Ratner. *The Journal of Chemical Physics*, 115(9):4292–4299, 2001.
 - ¹⁷ Yongqiang Xue, Supriyo Datta, and Mark A. Ratner. *Chemical Physics*, 281(23):151 – 170, 2002.
 - ¹⁸ Mads Brandbyge, José-Luis Mozos, Pablo Ordejón, Jeremy Taylor, and Kurt Stokbro. *Phys. Rev. B*, 65:165401, Mar 2002.
 - ¹⁹ San-Huang Ke, Harold U. Baranger, and Weitao Yang. *Phys. Rev. B*, 70:085410, Aug 2004.
 - ²⁰ Alexandre R. Rocha, Victor M. Garcia-suarez, Steve W. Bailey, Colin J. Lambert, Jaime Ferrer, and Stefano Sanvito. *Nat Mater*, 4(4):335–339, April 2005.
 - ²¹ Wenchang Lu, Vincent Meunier, and J. Bernholc. *Phys. Rev. Lett.*, 95:206805, Nov 2005.
 - ²² Paul Soven. *Phys. Rev.*, 156:809–813, Apr 1967.
 - ²³ D. W. Taylor. *Phys. Rev.*, 156:1017–1029, Apr 1967.
 - ²⁴ B. Velický, S. Kirkpatrick, and H. Ehrenreich. *Phys. Rev.*, 175:747–766, Nov 1968.
 - ²⁵ PAUL SOVEN. *Phys. Rev.*, 178:1136–1144, Feb 1969.
 - ²⁶ B. Velický. *Phys. Rev.*, 184:614–627, Aug 1969.
 - ²⁷ K. Levin, B. Velický, and H. Ehrenreich. *Phys. Rev. B*, 2:1771–1788, Sep 1970.
 - ²⁸ K. Carva, I. Turek, J. Kudrnovský, and O. Bengone. *Phys. Rev. B*, 73:144421, Apr 2006.
 - ²⁹ Melvin Lax. *Rev. Mod. Phys.*, 23:287–310, Oct 1951.
 - ³⁰ Youqi Ke, Ke Xia, and Hong Guo. *Phys. Rev. Lett.*, 100:166805, Apr 2008.
 - ³¹ Youqi Ke, Ke Xia, and Hong Guo. *Phys. Rev. Lett.*, 105:236801, Nov 2010.
 - ³² Youqi Ke, Ferdows Zahid, V. Timoshevskii, Ke Xia, D. Gall, and Hong Guo. *Phys. Rev. B*, 79:155406, Apr 2009.
 - ³³ Ferdows Zahid, Youqi Ke, Daniel Gall, and Hong Guo. *Phys. Rev. B*, 81:045406, Jan 2010.
 - ³⁴ Xingtao Jia, Ke Xia, Youqi Ke, and Hong Guo. *Phys. Rev. B*, 84:014401, Jul 2011.
 - ³⁵ Zi Wang, Youqi Ke, Dongping Liu, Hong Guo, and Kirk H. Bevan. *Applied Physics Letters*, 101(9):-, 2012.
 - ³⁶ Jesse Maassen and Hong Guo. *Phys. Rev. Lett.*, 109:266803, Dec 2012.
 - ³⁷ Dongping Liu, Xiufeng Han, and Hong Guo. *Phys. Rev. B*, 85:245436, Jun 2012.
 - ³⁸ Christian Heiliger, Christian Franz, and Michael Czerner. *Phys. Rev. B*, 87:224412, Jun 2013.
 - ³⁹ Christian Franz, Michael Czerner, and Christian Heiliger. *Phys. Rev. B*, 88:094421, Sep 2013.
 - ⁴⁰ Christian Franz, Michael Czerner, and Christian Heiliger. *Journal of Physics: Condensed Matter*, 25(42):425301, 2013.
 - ⁴¹ Alan V. Kalitsov, Mairbek G. Chshiev, and Julian P. Velev. *Phys. Rev. B*, 85:235111, Jun 2012.
 - ⁴² Yu Zhu, Lei Liu, and Hong Guo. *Phys. Rev. B*, 88:205415, Nov 2013.
 - ⁴³ Jia Ning Zhuang and Jian Wang. *Journal of Applied Physics*, 114(6):-, 2013.
 - ⁴⁴ Gerald D Mahan. *Many-particle physics*. Springer Science & Business Media, 2013.
 - ⁴⁵ Supriyo Datta. *Quantum transport: atom to transistor*. Cambridge University Press, 2005.
 - ⁴⁶ Jian Wang and Hong Guo. *Phys. Rev. B*, 79:045119, Jan 2009.
 - ⁴⁷ M. Büttiker. *Phys. Rev. B*, 46:12485–12507, Nov 1992.
 - ⁴⁸ Yadong Wei, Baigeng Wang, Jian Wang, and Hong Guo. *Phys. Rev. B*, 60:16900–16905, Dec 1999.
 - ⁴⁹ R. A. Craig. *Journal of Mathematical Physics*, 9(4):605–611, 1968.
 - ⁵⁰ Furrukh S. Khan, John H. Davies, and John W. Wilkins. *Phys. Rev. B*, 36:2578–2597, Aug 1987.