

Thermalization of Wightman functions in AdS/CFT and quasinormal modes

Ville Keränen* and Philipp Kleinert†

*Rudolf Peierls Centre for Theoretical Physics, University of Oxford,
1 Keble Road, Oxford OX1 3NP, United Kingdom*

We study the time evolution of Wightman two point functions of scalar fields in AdS₃-Vaidya, a spacetime undergoing gravitational collapse. In the boundary field theory, the collapse corresponds to a quench process where the dual 1+1 dimensional CFT is taken out of equilibrium and subsequently thermalizes. From the two point function, we extract an effective occupation number in the boundary theory and study how it approaches the thermal Bose-Einstein distribution. We find that the Wightman functions, as well as the effective occupation numbers, thermalize with a rate set by the lowest quasinormal mode of the scalar field in the BTZ black hole background. We give a heuristic argument for the quasinormal decay, which applies to more general Vaidya spacetimes also in higher dimensions. This suggests a unified picture in which thermalization times of one and two point functions are determined by the lowest quasinormal mode. Finally, we study how these results compare to previous calculations of two point functions based on the geodesic approximation.

I. INTRODUCTION

The AdS/CFT duality provides a novel tool for the study of non-equilibrium real time dynamics of strongly coupled quantum field theories in terms of semiclassical gravity. One interesting question in non-equilibrium quantum field theory is to ask how fast (if at all) a field theory relaxes towards thermal equilibrium after it is perturbed out of equilibrium. This process is called thermalization. The time scale at which a given quantity approaches its value in a thermal state (with temperature determined by the energy of the initial non-equilibrium state) is called the thermalization time associated with the observable. In many situations in the context of holography, it has been found that expectation values of local operators, which we will call one point functions, approach their thermal values with rates dictated by the lowest quasinormal mode of the corresponding bulk field (see e.g. [1, 2] for two examples demonstrating this point). In field theory language, this means that the time scale at which one point functions thermalize, starting from a far from equilibrium state, is the same at which infinitesimally small perturbations away from thermal equilibrium decay back to equilibrium.

On the other hand, for non-local observables, such as two point functions of local operators, spacelike Wilson loops and entanglement entropy [3–8], one finds that the thermalization time scale depends crucially on the length scale l associated with the observable, such as the distance between the points of the two point correlation function. In many cases, the thermalization time increases linearly with the length scale, $t_{\text{therm}} \propto l$. Thus, it seems that the thermalization time scale of the non-local observables behaves very differently from that of local observables. Our main claim in this paper is that actually there is no difference between the thermalization

time scales of local and non-local observables, at least for two point correlation functions in momentum space. We will show evidence that the two point functions, when being Fourier transformed with respect to their spatial coordinates, approach the thermal two point functions with a rate set by the lowest quasinormal mode in thermal equilibrium. This result suggests a unified picture of thermalization time scales being determined by quasinormal modes.

Our analysis mainly focuses on AdS₃-Vaidya spacetime,

$$ds^2 = \frac{L^2}{z^2} \left[-[1 - \theta(v)(2\pi T_f)^2 z^2] dv^2 - 2dv dz + dx^2 \right], \quad (1)$$

which provides a simple example of a collapsing spacetime. It has been argued to be a reasonably good approximation to many more realistic out of equilibrium states [9–12]. The coordinate v in (1) is a null time coordinate that reduces at the boundary to the boundary theory time coordinate denoted by t . In the boundary field theory, the spacetime (1) corresponds to initializing the field theory in the vacuum state at times $t < 0$. At $t = 0$, the field theory is kicked out of equilibrium which is manifest on the AdS side by a shell of matter that falls along a lightlike geodesic and collapses into a black hole. The Hawking temperature of the final black hole state is denoted as T_f and can be identified as the field theory temperature once thermal equilibrium has been reached at late times. In the Vaidya spacetime, the expectation value of the energy momentum tensor becomes immediately thermal after $t = 0$, while the correlation functions take more time to thermalize. Thus, even though the black hole forms suddenly at $v = 0$ in the null coordinate system, non-local observables in the field theory have memory of the non-thermal initial state.

A question worth addressing is why one should consider two point correlation functions at all? As a motivation, we recall some of the applications of two point Wightman functions. Firstly, while one point functions in a quantum system give average values of observable quantities, two point Wightman functions quantify fluc-

* E-mail: vkeranen1@gmail.com

† E-mail: philipp.kleinert@physics.ox.ac.uk

tuations of the value of the observable in question.¹ Secondly, Wightman two point functions quantify the particle production and absorption rates. For example, the photon production rate of the quark-gluon plasma is proportional to the current operator Wightman two point function at leading order in the electromagnetic coupling (see e.g. [13]). Finally, an occupation number for out of equilibrium physics in the context of holography was introduced in [14]. To calculate this quantity, one has to know the Wightman two point functions as it is given by a ratio of a Wightman function and a retarded correlator.² The definition was inspired by the fluctuation dissipation relation in a thermal state and has already been used earlier in the context of non-equilibrium quantum field theory (see e.g. [15]). It provides a definition of the occupation number that is well-defined even out of equilibrium and without well-defined particle states. In the following, we will also calculate this quantity in AdS₃-Vaidya and study how it approaches the thermal Bose-Einstein distribution.

This paper is organized as follows. In Section II, we briefly review how scalar two point functions can be calculated by solving the bulk Klein-Gordon equation and using the extrapolate dictionary. In Section III, we present numerical results for the boundary theory Wightman function in AdS₃-Vaidya spacetime for a scalar field corresponding to an operator with scaling dimension $\Delta = 3/2$ and show numerical evidence for the quasinormal decay of the correlation functions towards their thermal values. In Section IV, we provide a heuristic explanation for the quasinormal mode decay that can also be applied to AdS-Vaidya spacetimes in higher dimensions. In Section V, we present a simpler numerical method for calculating non-equilibrium two point functions in AdS-Vaidya spacetime inspired by the heuristic argument of the previous section. In Section VI, we extract an effective occupation number from the boundary Wightman function and study how it approaches the thermal Bose-Einstein distribution. In Section VII, we present numerical evidence that the geodesic approximation also leads to quasinormal thermalization in the AdS₃-Vaidya spacetime. In Section VIII, we present our conclusions.

A note added: While this paper was being finished, [16] appeared, which has some overlap with our work, in particular our Section V.

II. NUMERICAL CALCULATION OF THE VAIDYA WIGHTMAN FUNCTIONS

We will study correlation functions of a minimally coupled scalar field ϕ with mass $m^2 = -3/4$. In the “extrapolate” version of the AdS/CFT dictionary [17, 18], the boundary theory Wightman function is given by

$$G_{\pm}^{CFT}(x_1, x_2) = 2\pi \lim_{z_1, z_2 \rightarrow 0} (z_1 z_2)^{-\Delta} G_{\pm}(x_1, z_1; x_2, z_2), \quad (2)$$

where the correlator on the right hand side is one of the bulk Wightman functions

$$\begin{aligned} G_+(x_1, z_1; x_2, z_2) &= \langle \phi(x_1, z_1) \phi(x_2, z_2) \rangle, \\ G_-(x_1, z_1; x_2, z_2) &= \langle \phi(x_2, z_2) \phi(x_1, z_1) \rangle. \end{aligned} \quad (3)$$

Another version of the out of equilibrium dictionary in AdS/CFT is the Skenderis-van Rees dictionary [19], where one constructs a bulk spacetime for the Schwinger-Keldysh contour. In [20], we showed that these two dictionaries are identical at the level of scalar two point functions. Thus, it does not matter which one we use here.

The bulk Wightman functions satisfy the Klein-Gordon equation with respect to both of their arguments,

$$\begin{aligned} (\square_1 - m^2)G_{\pm}(x_1, z_1; x_2, z_2) &= 0, \\ (\square_2 - m^2)G_{\pm}(x_1, z_1; x_2, z_2) &= 0. \end{aligned} \quad (4)$$

The initial data for solving these equations is fixed by the correlations in the initial state of the scalar field. In AdS-Vaidya spacetime, a natural initial state for the bulk scalar is the AdS ground state. This corresponds to the dual field theory being prepared in the vacuum state. The main difficulty in solving (4) is that the correlators have singularities at short Lorentzian distances. A numerical strategy for solving the differential equations, based on the method of Green’s functions, was presented in detail in our previous paper [20]. We will refer the interested reader there for more details on the computational method, which is essentially the same as the method used here. We can evolve to later times due to higher numerical accuracy using an adaptive grid with greater resolution close to the horizon.

In Section V, we will sketch a simpler way of solving the problem. We have compared the two methods and find that they give the same results within the limits of numerical accuracy. Some of the plots in this paper are made using this new method.

III. RESULTS FOR THE BOUNDARY THEORY WIGHTMAN FUNCTIONS

The solid blue curve in Fig. 1 shows how the subtracted boundary Wightman function

$$\delta G_+^{CFT} = G_+^{CFT}(t_1, t_2; k) - G_+^{CFT(thermal)}(t_1, t_2; k) \quad (5)$$

¹ E.g. the measured values of an observable A has the variance $\Delta A^2 = \langle A^2 \rangle - \langle A \rangle^2$.

² Originally in [14], the occupation number was written in terms of the Feynman and the retarded correlator, but the same formula can be written in a simpler way in terms of the Wightman function.

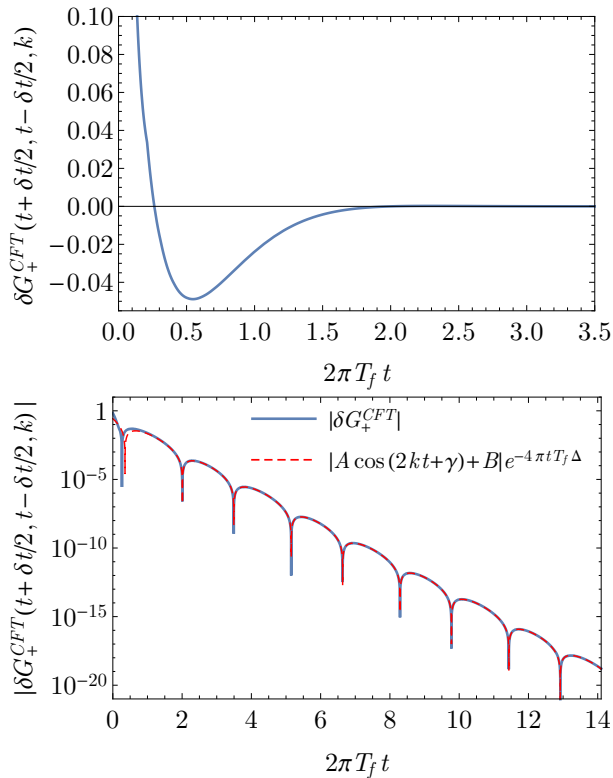


FIG. 1. The boundary theory Wightman function as a function of time with the thermal Wightman function subtracted, as defined in (5). The blue solid curves correspond to the value of the correlator while the red dashed curve is a fit to the lowest quasinormal mode of the BTZ black hole in the form (6). The time difference $\delta t = 0.01/(2\pi T_f)$ is kept fixed while $t = (t_1 + t_2)/2$ is evolved. We have also fixed $k = 2\pi T_f$.

evolves in time as both of its time arguments t_1 and t_2 are evolved forwards. We have fixed the time difference to $\delta t = t_1 - t_2 = 0.01/(2\pi T_f)$, while evolving the average time $t = (t_1 + t_2)/2$. The spatial momentum is chosen to take the value $k = 2\pi T_f$. Similar results have been obtained for other values of k . The Wightman function approaches thermal equilibrium in a damped oscillating fashion. We have found that the damped oscillation is well approximated by

$$\delta G_+^{CFT}(t + \delta t/2, t - \delta t/2; k) \approx (A \cos(2kt + \gamma) + B)e^{-4\pi t T_f \Delta}, \quad (6)$$

where (A, B, γ) are constants that depend on the value of the momentum. The red dashed curve in Fig. 1 shows a fit of the form (6) together with the numerically calculated boundary theory Wightman function (blue solid curve), with (A, B, γ) chosen in order to obtain a good fit at late times. The exponential decay rate in (6) is equivalent to twice the imaginary part of the lowest BTZ quasinormal mode, $\omega_i = \text{Im}(\omega_*^{(0)}) = -2\pi T_f \Delta$. In addition, the oscillation frequency in (6) is twice the real part

of the lowest quasinormal mode, $\omega_r = \text{Re}(\omega_*^{(0)}) = k$.

IV. A HEURISTIC ARGUMENT FOR THE QUASINORMAL DECAY IN ADS_d-VAIDYA

In the following, we present a heuristic argument for the appearance of the quasinormal decay of the Wightman function (6) that we observe in the numerical calculation. As a first step, we remind the reader of the well known fact that smooth scalar field configurations in AdS-Vaidya spacetime decay for $v > 0$ with a rate set by the lowest quasinormal mode of the black hole. We give a rough argument for this statement starting from the Klein-Gordon equation. A reader familiar with this may therefore directly jump to (11).

Consider solving the Klein-Gordon equation of motion $(\square - m^2)\phi = 0$ in the AdS-Vaidya background. Under a Fourier transform with respect to the boundary spatial coordinates, the scalar field becomes a function of the variables (v, z, k) . Given the profile $\phi(v=0, z, k) = \phi_0(z, k)$ of the solution at time $v=0$, the solution at a later time $v > 0$ is given by

$$\phi(v, z, k) = i \int dz' \phi_0(z', k) \overleftrightarrow{D}^v G_R(v, z; v'=0, z'; k), \quad (7)$$

where $G_R(v, z; v', z'; k)$ is the retarded propagator in the static black hole background and $D^v = \sqrt{-g} g^{vz} \partial_z$. The reason why we can use the retarded propagator of the static black hole is that the retarded propagator in the $v \geq 0$ region does not depend on the form of the spacetime for $v < 0$. We refer the reader to [20] for a detailed explanation of this point.

As is well known, when the two bulk points (z, v) and (z', v') have a large timelike separation, the retarded propagator decays exponentially according to the quasinormal modes $\omega_*^{(n)}$ of the black hole background,

$$G_R(v, z; v', z'; k) \propto \sum c_n(z, z') e^{-i\omega_*^{(n)}(v-v')}. \quad (8)$$

This merely follows from a definition of the quasinormal modes as the poles of the retarded propagator in Fourier space. Furthermore, the leading term in (8) is given by the lowest quasinormal mode

$$G_R(v, z; v', z'; k) \propto c_0(z, z') e^{-i\omega_*^{(0)}(v-v')} + c.c., \quad (9)$$

where the complex conjugate term follows from the fact that the lowest quasinormal mode is degenerate with the quasinormal mode $-(\omega_*^{(0)})^*$. Assuming that the initial data ϕ_0 is smooth, the integral in (7) can be estimated by replacing the retarded correlator with the late time approximation (9) leading to the late time behavior

$$\phi(v, z, k) \propto A e^{-i(\omega_r + i\omega_i)v} + B e^{-i(-\omega_r + i\omega_i)v}, \quad (10)$$

where we denote the pair of lowest quasinormal modes as $\omega_*^{(0)} = \pm\omega_r + i\omega_i$. Proving this innocent sounding statement rigorously is somewhat challenging and out of the

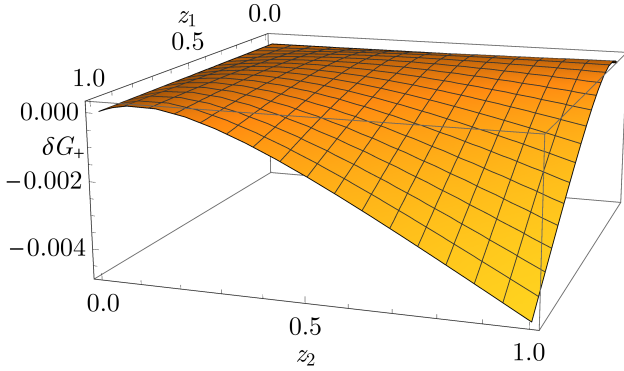


FIG. 2. Initial data on the $v=0$ hypersurface for the subtracted bulk Wightman function (11) in the case of AdS₃-Vaidya. We have chosen the value of momentum in the figure to be $k=1$, which we have found to be a good representative of the situation for general k . Unlike the Wightman functions themselves, their difference is a smooth function in the bulk. In the figure, we have set the horizon to be at $z=1$.

scope of this paper. For a rigorous discussion, we refer the reader to [21], where a proof is sketched for initial data with compact support in the tortoise coordinates. The initial data we will consider in a moment does not satisfy this condition, so the proof is not quite applicable as such. The most straightforward way to convince oneself that (10) is true is to solve the equation of motion of the scalar field numerically. We had to assume smoothness of ϕ_0 since the late time approximation (9) breaks down in a tiny region near the horizon. If ϕ_0 is smooth near the horizon, this region will give a small contribution to the integral. However, if ϕ_0 is singular near the horizon, the integral can be dominated by the near horizon region in which case (10) does not necessarily hold.

Consider the quantity

$$\delta G_+(v_1, z_1; v_2, z_2; k) = G_+(v_1, z_1; v_2, z_2; k) - G_+^{th}(v_1, z_1; v_2, z_2; k) \quad (11)$$

in the Vaidya spacetime. Here G_+^{th} denotes the black hole Wightman function in the Hartle-Hawking state, which, in the case of the BTZ black hole, can be extracted for example from the formulas in [20]. For $v_1 \geq 0$ and $v_2 \geq 0$, the quantity (11) clearly satisfies the Klein-Gordon equation with respect to both of its arguments. Furthermore, at $v_1 = v_2 = 0$, δG_+ is a smooth function of z_1 and z_2 , thus providing smooth initial data for the evolution. Note that while both G_+^{AdS} and G_+^{th} have singularities at lightlike separation, their difference does not. This is because in a quantum field theory, the leading short distance singularities of correlation functions are independent of the state for any reasonable state. Alternatively, one can check this explicitly in AdS₃ where the functions are known analytically. For concreteness, we plot the initial data for AdS₃-Vaidya and $\Delta = 3/2$ in Fig. 2 where one can observe that it is smooth as a function of z_1 and z_2 .

In order to obtain the boundary Wightman function (2) in the black hole region, we can time evolve $\delta G_+(v=0, z; v'=0, z'; k)$ applying (10) as it provides smooth initial data on the hypersurface of the infalling shell. We can first time evolve $(v=0, z)$ to (v_1, z_1) to get

$$\lim_{z_1 \rightarrow 0} z_1^{-\Delta} \delta G_+(v_1, z_1; v'=0, z'; k) \propto f(z') e^{(\omega_i - i\omega_r)v_1 - i\alpha(z')} + c.c., \quad (12)$$

where $f(z')$ and $\alpha(z')$ are some real valued smooth functions of z' , and we have taken the limit $z_1 \rightarrow 0$ anticipating the fact that, in the end, we want to obtain the boundary theory correlator. Next, we can take this as initial data to be evolved forwards in time from $(v'=0, z')$ to (v_2, z_2) , which gives

$$\begin{aligned} \lim_{z_1, z_2 \rightarrow 0} (z_1 z_2)^{-\Delta} \delta G_+(v_1, z_1; v_2, z_2; k) &\propto e^{(\omega_i - i\omega_r)v_1} \times \\ &\times \left(A e^{(\omega_i - i\omega_r)v_2 + i\gamma} + B e^{(\omega_i + i\omega_r)v_2 + i\delta} \right) + c.c. \\ &= 2e^{\omega_i(v_1 + v_2)} \left(A \cos(\omega_r(v_1 + v_2) - \gamma) \right. \\ &\quad \left. + B \cos(\omega_r(v_1 - v_2) + \delta) \right), \end{aligned} \quad (13)$$

where (A, B, γ, δ) are constants that depend on the momentum. Thus, we are lead to conclude that δG_+^{CFT} decays with the lowest quasinormal mode in the way we observed from the numerical calculation in (6). Nothing in the previous heuristic argument depended on the dimensionality of the AdS-Vaidya spacetime or on the value of the mass of the field m . Thus, we would expect the conclusions to also hold in more general cases.

V. A SIMPLER NUMERICAL METHOD FOR OBTAINING THE WIGHTMAN FUNCTIONS

The previous discussion suggests a simpler method for calculating the AdS-Vaidya Wightman functions than the method used in [20] while also providing a concrete check of the above arguments. Rather than solving the equations of motion (4) for the Wightman function itself, we solve them for the difference $\delta G_+(z_1, v_1; z_2, v_2; k)$. Solving the equations of motion with respect to both of the arguments is now straightforward numerically as the initial data $\delta G_+(z_1, 0; z_2, 0; k)$ is smooth. We have used the method of Green's functions to solve for the two point function

$$\begin{aligned} \delta G_+(v_3, z_3; v_4, z_4; k) &= - \int dz_1 dz_2 \delta G_+(0, z_1; 0, z_2; k) \overleftrightarrow{D}^{v_1} \overleftrightarrow{D}^{v_2} \times \\ &\times G_R^{BTZ}(v_3, z_3; 0, z_1; k) G_R^{BTZ}(v_4, z_4; 0, z_2; k). \end{aligned} \quad (14)$$

We refer the reader to [20] for more details on these methods. We have checked that up to numerical accuracy this

method of calculating the Wightman function agrees with our previous method while being numerically considerably simpler.

VI. EFFECTIVE OCCUPATION NUMBERS

In this section we change gears and consider some concrete information that can be extracted from the Wightman functions, namely the occupation numbers in the boundary field theory. A strategy for obtaining an effective occupation number for non-equilibrium systems was presented in the context of holography in [14], inspired by the fluctuation dissipation relation in thermal equilibrium. The same definition was earlier used in non-equilibrium quantum field theory [15]. Here, we will calculate the effective occupation number in the system at hand, the $1+1$ dimensional conformal field theory dual to the AdS_3 -Vaidya collapse. The effective occupation number is defined as

$$n_{eff}(\omega, k, t) = \frac{G_-(\omega, k, t)}{2\text{Re} G_R(\omega, k, t)}, \quad (15)$$

where we have performed a Wigner transform of the Wightman and the retarded two point function,

$$G(\omega, k, t) = \int d\delta t e^{-i\omega\delta t} G(t+\delta t/2, t-\delta t/2; k). \quad (16)$$

The effective occupation number (15) is defined in a way that, in thermal equilibrium, it reduces to the thermal occupation number

$$n_{BE} = \frac{1}{e^{\beta\omega} - 1}, \quad (17)$$

due to the fluctuation dissipation relation. Thus, it provides a fairly natural generalization of the equilibrium occupation number. We calculate the effective occupation number by first calculating $G(t+\delta t/2, t-\delta t/2; k)$ for a range of discretized values of t and δt and then numerically performing the Fourier transform with respect to δt .

As an example, we show the effective occupation number at a fixed average time $t=0.02/(2\pi T_f)$ in Fig. 3. The first thing to note is that the effective occupation number differs from the thermal one. This is not very surprising as we are considering a non-equilibrium quench state in the CFT. Secondly, the occupation number has poles as a function of ω . This is not quite as surprising as it might seem at first. Even in thermal equilibrium n_{BE} has a pole at $\omega=0$. The quantity that is relevant for counting the number of occupied states is the combination $\Omega(\omega)n_{BE}(\omega)$, where $\Omega(\omega)$ is the density of states. For a free boson quantum field theory in thermal equilibrium one can show that the number of occupied particle states with energy less than E is given by the integral

$$N(E) = \int d^{d-1}x \int_{k^0 \geq 0}^{k^0 \leq E} \frac{d^d k}{(2\pi)^d} 2\omega \rho(\omega, k) n_{BE}(\omega), \quad (18)$$

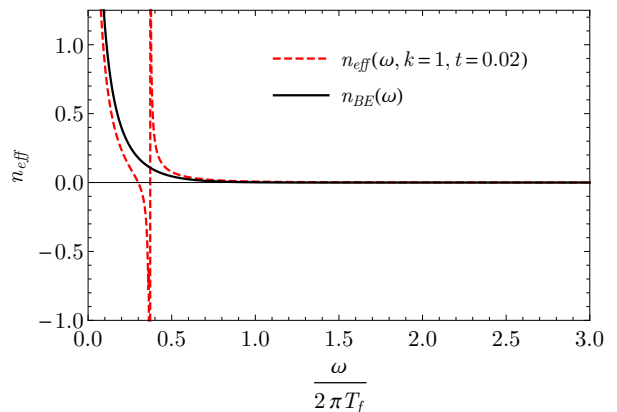


FIG. 3. The red dashed curve is the effective occupation number for average time $t = 0.02/(2\pi T_f)$, while the black solid curve is the Bose-Einstein distribution corresponding to the final temperature T_f .

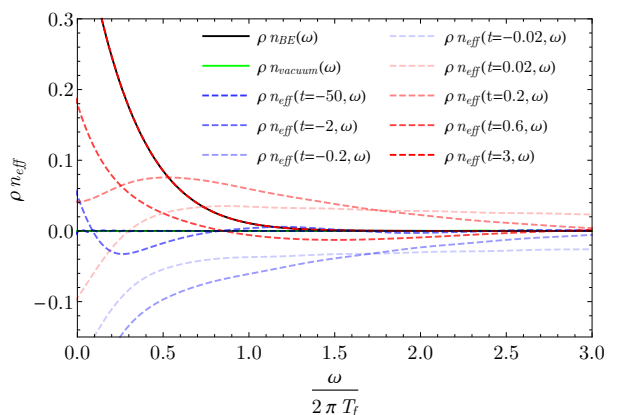


FIG. 4. The combination $\rho(\omega, k, t)n_{eff}(\omega, k, t)$, which counts occupied states, is plotted as a function of ω for different times at momentum $k = 2\pi T_f$. The given values of t are measured in units of $1/2\pi T_f$. Initially, at large negative times, no states are occupied and ρn_{eff} vanishes. Around the time of the quench, ρn_{eff} oscillates until it finally settles to its thermal value.

where $\rho = 2\text{Re}(G_R(\omega, k))$ is the thermal spectral function of the free boson. This example suggests that the quantity that appears in counting occupied states is the combination ρn . In the following, we will therefore plot the combination $\rho(\omega, k, t)n_{eff}(\omega, k, t)$, where ρ is the non-equilibrium spectral function. The combination ρn_{eff} has no poles, as all the poles in n_{eff} coincide with the zeros of ρ . Thus, the positions of the poles in n_{eff} correspond to energies where the effective density of states vanishes.

In Fig. 4, ρn_{eff} is plotted for different values of time as a function of ω . At very early times, it starts from being very close to zero. This is indeed expected as the field theory is prepared in the vacuum state, so no states should be occupied. As time progresses, it first oscillates

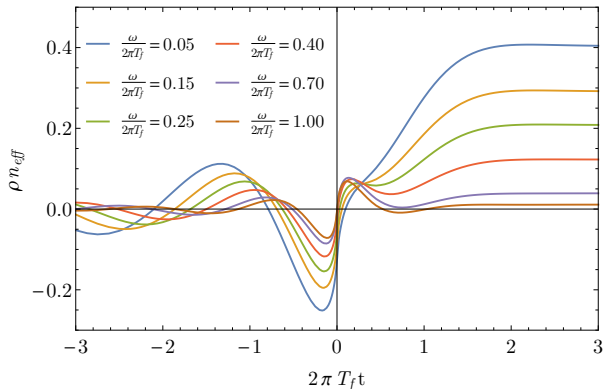


FIG. 5. The quantity $\rho(\omega, k, t)n_{eff}(\omega, k, t)$, which counts occupied states, is plotted as a function of t for different values of ω and fixed $k=2\pi T_f$. ρn_{eff} starts oscillating well before the quench at $t=0$ as it is sensitive to all times due to the Wigner transform in (16). The largest changes happen at the time of the quench before the quantity settles down to its thermal value with $n_{eff} \rightarrow n_{BE}$ at late times.

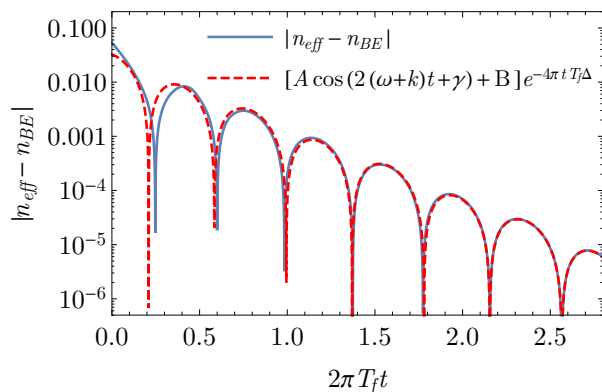


FIG. 6. The absolute difference between the effective occupation number $n_{eff}(\omega, k, t)$ and the thermal Bose-Einstein distribution $n_{BE}(\omega)$ is plotted as a function of t with $k=4\pi T_f$ and $\omega=4\pi T_f$. At late times, the difference shrinks exponentially with the time scale set by the lowest quasinormal mode of the black hole background.

to a negative value, then later becomes positive. At the intermediate times near $t=0$, ρn_{eff} is smaller than the thermal value (black curve) for small ω , while it is larger than the thermal value for large ω . This suggests that after the quench, the low energy states are underoccupied and the high energy states overoccupied, as compared to thermal equilibrium. In the regions where it is negative, we do not expect it to have an interpretation in terms of an actual occupation number.

Fig. 5 shows ρn_{eff} as a function of time for fixed values of ω and k . This shows the same basic features as Fig. 4. At late times, ρn_{eff} is seen to approach a constant value which coincides with the thermal value. Fig. 6 shows a plot of the difference of the effective occupa-

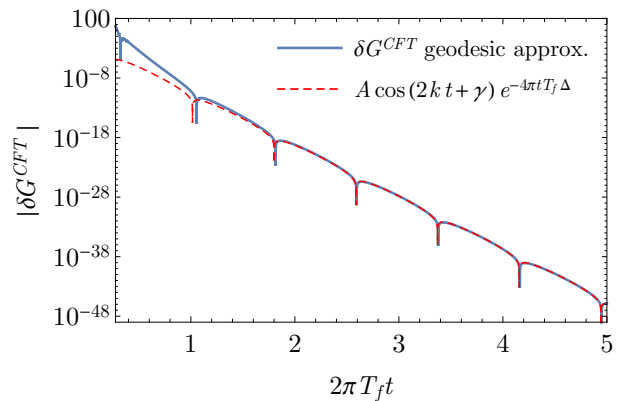


FIG. 7. The Fourier transformed correlator in the geodesic approximation for $\Delta = 10$, $k = 4\pi T_f$ and $\delta t = 0.01/(2\pi T_f)$. The red dashed curve is a fit to the lowest BTZ quasinormal mode.

tion number and the thermal Bose-Einstein occupation number. The effective occupation number is seen to decay towards the thermal occupation number with a rate that is well approximated by

$$n_{eff} - n_{BE} \approx e^{-4\pi t T_f \Delta} [A \cos(2(\omega+k)t + \gamma) + B] \quad (19)$$

at late times, where (A, B, γ) are constants, which depend on the frequency and momentum.³ This is the same exponential rate at which the equal time Wightman function decays towards equilibrium, the lowest quasinormal mode of the scalar field. In contrast, the oscillation frequency of $n - n_{BE}$ differs from the real part of the lowest quasinormal mode due to the Wigner transform over the relative time.

As discussed in [14], it can be useful to consider the effective occupation number, where, when performing the Wigner transform, one inserts a smearing function inside the δt integral in (16) (usually a Gaussian centered around $\delta t=0$). This suppresses the contributions of large time separation δt to the Wigner transform and makes the effective occupation number a quantity more local in time. We have done this for a Gaussian window function in Appendix A, where the reader can find more details on this procedure. The main differences to the results shown in the main text are that the early time fluctuations of ρn_{eff} are not present there. However, the early and late time limits of the effective occupation numbers are no longer given by 0 and the Bose-Einstein distribution, respectively.

³ These constants are not the same as those in (6) and (13).

VII. THE GEODESIC APPROXIMATION IN AdS_3 -VAIDYA

Next, we would like to ask, whether one obtains the result (6) for large Δ using the geodesic approximation. It is not completely obvious that the geodesic approximation can be trusted in the context of the AdS -Vaidya spacetime. This is because, first of all, it is not clear which inverse of the operator $\square - m^2$ the geodesic approximation is computing, since the inverse is no longer unique in a real time situation. Secondly, there is an assumption on analytic continuation that must be made to rotate the particle path integral to pass through the saddle point. It is not clear whether this analytic continuation is justified in the AdS -Vaidya spacetime, as the metric is not an analytic function of time. For more details on these problems, we refer the reader to [22]. With these cautionary points in mind, we will make use of the geodesic approximation in the following. The CFT two point function is obtained from the (renormalized) geodesic length $L_{ren}(t_1, x_1; t_2, x_2)$ of the minimal length bulk geodesic connecting the boundary points (t_1, x_1) and (t_2, x_2) . In the following, we will compute the Fourier transform of the subtracted correlator

$$\begin{aligned} \delta G^{CFT}(t_1, t_2; k) \\ = \int_{-\infty}^{\infty} dk e^{ikx} \left(e^{-\Delta L_{ren}(t_1, x; t_2, 0)} - e^{-\Delta L_{ren}^{BTZ}(t_1, x; t_2, 0)} \right). \end{aligned} \quad (20)$$

The procedure for calculating the geodesic can be found in [3–5] and the relevant formulas are compactly collected in an Appendix of [20]. Here, we will simply give the results of the numerical evaluation of (20). In order to evaluate the Fourier transform, we need to specify a value for Δ . In Fig. 7, we have chosen $\Delta = 10$ and $k = 4\pi T_f$ to evaluate the integral. We have found that different values of Δ and k lead to similar results. As shown in Fig. 7, the Fourier transformed geodesic correlator decays at late times to a good approximation with a rate and oscillation frequency set by the lowest quasinormal mode.

VIII. CONCLUSIONS

In the AdS_3 -Vaidya spacetime, we have presented evidence that the boundary theory Wightman two point functions thermalize with the rate set by the lowest quasinormal mode of the corresponding bulk field in the BTZ background. This is not too surprising from the point of view of the bulk problem as the quasinormal modes appear as solutions of the same equation of motion as the bulk Wightman function satisfies. The main point is to note that the difference between the thermal BTZ bulk two point function and the bulk two point function in the Vaidya spacetime satisfies the Klein-Gordon equation for $v \geq 0$, while it has no singularities. Therefore, one can expect it to decay at later times as any smooth scalar perturbation of the final black hole, i.e. with the lowest quasinormal mode. As we argued in Section IV, the

quasinormal thermalization is also expected to hold more generally in higher dimensional AdS_d -Vaidya spacetime and for arbitrary values of the mass m .

The big picture that has emerged from the study of non-equilibrium one point functions in holography is that, as long as there is black hole formation in the bulk, the subsequent dynamics of the one point functions is controlled by the lowest quasinormal mode (see e.g. [1, 2]). Our results suggest that the same picture applies to two point correlation functions. In the presence of a horizon, they decay towards equilibrium with a rate set by the lowest quasinormal mode. Often, non-equilibrium two point functions are calculated in the geodesic approximation, in which case this behavior is not completely obvious. In section VII however, we found numerical evidence that one indeed also finds the quasinormal decay in the geodesic approximation after performing the Fourier transform to momentum space.

The quasinormal decay we find in Wightman functions should be contrasted with what one finds for the boundary retarded correlation function [14, 23, 24]. The retarded correlation function $G_R(t_2, t_1; k)$ decays exponentially, approximately with the lowest quasinormal mode, when the later time argument t_2 is taken to the black hole region $t_2 > 0$. On the other hand, when both of the points in the retarded correlator are taken to the black hole region $t_1 > 0$ and $t_2 > 0$, the retarded correlator in the Vaidya spacetime becomes immediately thermal. This is not what happens for the Wightman function, which instead approaches its thermal value exponentially in the time variable $t_1 + t_2$.

One can ask whether there are any other known examples of systems or initial states that exhibit the quasinormal decay. An example is provided by the Cardy-Calabrese states, which are a set of non-equilibrium states in 1+1 dimensional CFT. Using the results for position space correlators in [25], one can easily Fourier transform them and find that they decay towards the thermal correlators with the lowest quasinormal mode of the BTZ black hole.⁴ This is also what one finds in the gravitational dual description [26, 27].

Finally, we would like to comment on the general thermalization pattern in holography in a more speculative vein. In the study of two point functions in the geodesic approximation (and Wilson loops and entanglement entropy), it has been found that the correlators with short spacelike separation thermalize earlier than the correlators with large spacelike separation. As we have shown, the momentum space two point functions decay towards thermal equilibrium with a rate that is independent of momentum in the AdS_3 -Vaidya example. Naively, one might have expected that the faster thermalization of

⁴ This is when one assumes that the one point function of the operator is non-vanishing [25]. Otherwise one obtains a different exponential decay in time.

the short distance correlators would imply faster thermalization of the large momentum correlators. The AdS₃-Vaidya example we have studied in this paper shows that this expectation is incorrect. Here, all momenta thermalize on the same time scale $1/(\pi T_f \Delta)$ set by the lowest quasinormal mode, which in the AdS₃ case is independent of momentum.⁵ Furthermore, in [28], it was shown that for momentum space two point functions in an AdS₅ non-equilibrium black hole, large momenta thermalize the slowest. This is the opposite of what one would expect from combining results of the geodesic approximation with the naive expectation that large momentum would correspond to short distances. Our picture of the lowest quasinormal mode thermalization is consistent with the result of [28], since for AdS₅-Schwarzschild black holes the imaginary part of the lowest scalar quasinormal mode approaches zero as $k^{-1/3}$, signalling slow thermalization of the large momentum correlator. We believe that the apparent difference to the geodesic approximation results could follow from the incorrect expectation that large momentum would always correspond to short distance in the correlation function.⁶ We leave a detailed study of this problem for future work.

IX. ACKNOWLEDGMENTS

We would like to thank Esko Keski-Vakkuri, Jorge Casalderrey-Solana, Andrei Starinets and Larus Thorlacius for useful discussions. This research was supported by the European Research Council under the European Union's Seventh Framework Programme (ERC Grant agreement 307955).

Appendix A: Effective occupation numbers with smearing

One consequence of the definition of the effective occupation number $n(\omega, k, t)$ in (15) is that it is sensitive to

⁵ Since the exponential decay is independent of the momentum in this case, it follows that the overall value of the large momentum correlators is at all times closer to the thermal correlator than for small momentum, because this is the case already in the initial vacuum state. On the other hand, the ratio $\delta G_+(t + \delta t/2, t - \delta t/2; k)/\delta G_+(\delta t/2, -\delta t/2; k)$, which quantifies the deviation from thermality as compared relative to the initial deviation from thermality, does not become smaller as k is increased.

⁶ In a Fourier transform of a function $f(x)$, the high momenta are of course sensitive to the short scale features of the function $f(x)$. But when one applies this to the two point function $\int dx e^{ikx} \langle \mathcal{O}(x, t_1) \mathcal{O}(0, t_2) \rangle$, the relevant short scale features need not be located near $x = 0$, when there are many scales in the problem. Indeed, from the geodesic approximation one learns that the function $\langle \mathcal{O}(x, t_1) \mathcal{O}(0, t_2) \rangle$ has sharp features at $x \propto t_1 + t_2$, which at late times is certainly not at short distances but can give a sizeable contribution to the large momentum Fourier transform.

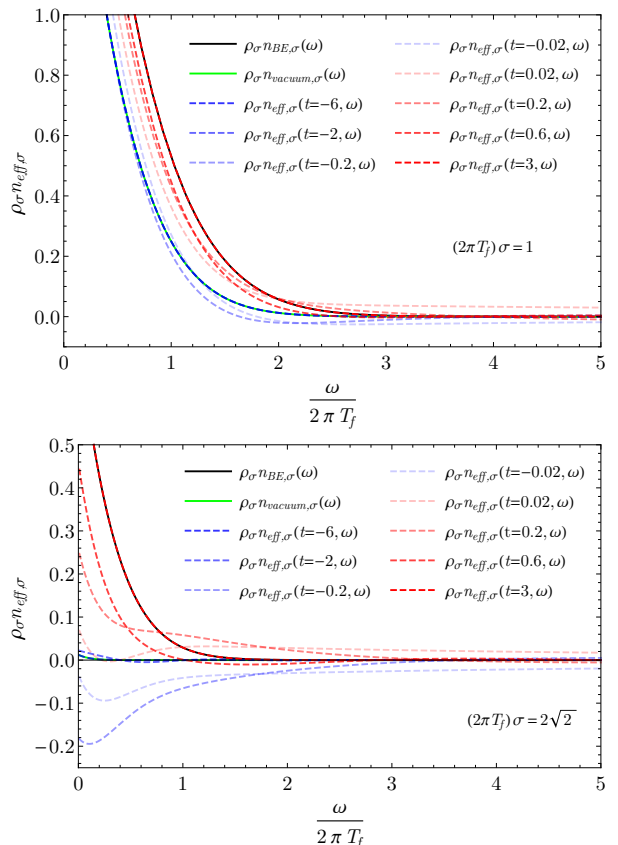


FIG. 8. The combination $\rho_\sigma(\omega, k, t) n_{eff,\sigma}(\omega, k, t)$, which counts occupied states, for $(2\pi T_f)\sigma = 1$ and $(2\pi T_f)\sigma = 2\sqrt{2}$ as a function of ω for different times t at momentum $k = 2\pi T_f$. The given values of t are measured in units of $1/2\pi T_f$.

events far in the future of t due to the Fourier transform with respect to relative time in the Wigner transform (16). This can be prevented by introducing a Gaussian smearing in the Wigner transform of the two point function,

$$G_\sigma(t, \omega, k) = \int d\delta t e^{-i\omega\delta t} e^{-\frac{\delta t^2}{2\sigma^2}} G(t + \delta t/2; t - \delta t/2; k), \quad (\text{A1})$$

effectively restricting the time interval relevant to the time t and thus focusing on information close to t . Using this smeared two point function, we can define the effective smeared occupation number in analogy with (15) as

$$n_{eff,\sigma}(\omega, k, t) = \frac{G_{-, \sigma}(\omega, k, t)}{2 \text{Re } G_{R, \sigma}(\omega, k, t)}. \quad (\text{A2})$$

Similarly, the corresponding spectral function is

$$\rho_\sigma(\omega, k, t) = 2 \text{Re } G_{R, \sigma}(\omega, k, t). \quad (\text{A3})$$

In order to obtain the thermal smeared occupation number, we also need to introduce a Gaussian window in the

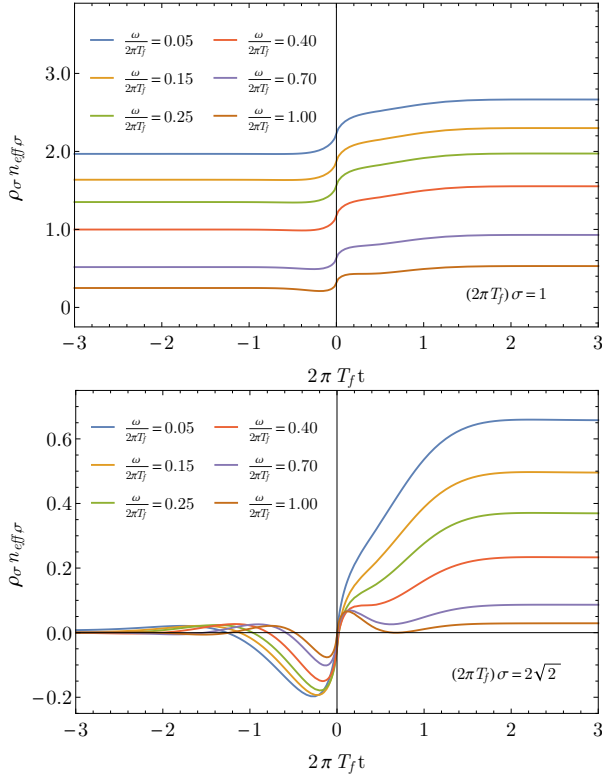


FIG. 9. The combination $\rho_\sigma(\omega, k, t)n_{eff,\sigma}(\omega, k, t)$, which counts occupied states, for $(2\pi T_f)\sigma = 1$ and $(2\pi T_f)\sigma = 2\sqrt{2}$ as a function of t for different energies ω at fixed momentum $k = 2\pi T_f$. For the small smearing window, the effective vacuum occupation differs significantly from zero while it is much smaller for the smaller window. At late times, the effective occupation is seen to approach the smeared thermal value. The dynamics occur in a region around the time of the quench at $t = 0$ which is determined by the width of the Gaussian window in the Wigner transforms.

thermal correlators $G_\sigma^{th}(\omega, k)$. The pure Fourier transform of the thermal correlator is known analytically and the smeared transform can be obtained from the pure one using

$$\begin{aligned} G_\sigma^{th}(\omega, k) &= \int dt e^{i\omega\delta t} e^{-\frac{\delta t^2}{2\omega^2}} G^{th}(t+\delta t/2, t-\delta t/2, k) \\ &= \int \frac{d\omega_1}{2\pi} \frac{d\omega_2}{\sqrt{2\pi}} dt \sigma e^{i(\omega-\omega_1-\omega_2)\delta t} e^{-\frac{\sigma^2\omega_2^2}{2}} G^{th}(\omega_1, k) \\ &= \int \frac{d\omega_1}{\sqrt{2\pi}} \sigma e^{-\frac{\sigma^2(\omega-\omega_1)^2}{2}} G^{th}(\omega_1, k) \end{aligned} \quad (A4)$$

This integral is suitable for numerical treatment as it is sharply peaked with width $1/\sigma$ around $\omega_1 = \omega$ due to the Gaussian factor.

In Fig. 8, we show the plots of the analogs of Fig. 4 for two values of the smearing, $(2\pi T_f)\sigma = 1$ and $(2\pi T_f)\sigma = 2\sqrt{2}$. We can see that the smeared vacuum occupation number has a similar form as a thermal distribution and $\rho_\sigma n_{eff,\sigma}$ interpolates between this distribution and the smeared thermal distribution corresponding to the final temperature T_f .

The analogy of Fig. 4 for the two values of the smearing, $(2\pi T_f)\sigma = 1$ and $(2\pi T_f)\sigma = 2\sqrt{2}$, can be seen in Fig. 9. For smaller σ , the dynamics of the effective occupation number becomes increasingly confined to a smaller region around $t = 0$, where the quench happens, due to the Gaussian window. The Gaussian window thus makes the occupation number more local in time.

-
- [1] M. Bhaseen, J. P. Gauntlett, B. Simons, J. Sonner, and T. Wiseman, *Phys.Rev.Lett.* **110**, 015301 (2013), arXiv:1207.4194 [hep-th].
 - [2] B. Craps, E. J. Lindgren, and A. Taliotis, (2015), arXiv:1511.00859 [hep-th].
 - [3] J. Abajo-Arrestia, J. Aparicio, and E. Lopez, *JHEP* **11**, 149 (2010), arXiv:1006.4090 [hep-th].
 - [4] T. Albash and C. V. Johnson, *New J. Phys.* **13**, 045017 (2011), arXiv:1008.3027 [hep-th].
 - [5] V. Balasubramanian, A. Bernamonti, J. de Boer, N. Copland, B. Craps, *et al.*, *Phys.Rev.* **D84**, 026010 (2011), arXiv:1103.2683 [hep-th].
 - [6] H. Liu and S. J. Suh, *Phys. Rev.* **D89**, 066012 (2014), arXiv:1311.1200 [hep-th].
 - [7] A. Buchel, R. C. Myers, and A. van Niekerk, *JHEP* **02**, 017 (2015), [Erratum: *JHEP*07,137(2015)], arXiv:1410.6201 [hep-th].
 - [8] C. Ecker, D. Grumiller, and S. A. Stricker, *JHEP* **07**, 146 (2015), arXiv:1506.02658 [hep-th].
 - [9] S. Bhattacharyya and S. Minwalla, *JHEP* **0909**, 034 (2009), arXiv:0904.0464 [hep-th].
 - [10] B. Wu, *JHEP* **1210**, 133 (2012), arXiv:1208.1393 [hep-th].
 - [11] D. Garfinkle, L. A. Pando Zayas, and D. Reichmann, *JHEP* **1202**, 119 (2012), arXiv:1110.5823 [hep-th].
 - [12] G. T. Horowitz, N. Iqbal, and J. E. Santos, *Phys.Rev.* **D88**, 126002 (2013), arXiv:1309.5088 [hep-th].
 - [13] M. L. Bellac, *Thermal Field Theory* (Cambridge University Press, 2011).
 - [14] V. Balasubramanian, A. Bernamonti, B. Craps, V. Keranen, E. Keski-Vakkuri, *et al.*, *JHEP* **1304**, 069 (2013), arXiv:1212.6066 [hep-th].
 - [15] J. Berges and D. Sexty, *Phys. Rev.* **D83**, 085004 (2011), arXiv:1012.5944 [hep-ph].
 - [16] S. Lin, (2015), arXiv:1511.07622 [hep-th].
 - [17] T. Banks, M. R. Douglas, G. T. Horowitz, and E. J. Martinec, (1998), arXiv:hep-th/9808016 [hep-th].
 - [18] S. B. Giddings, *Phys.Rev.Lett.* **83**, 2707 (1999), arXiv:hep-th/9903048 [hep-th].
 - [19] K. Skenderis and B. C. van Rees, *JHEP* **0905**, 085 (2009),

- arXiv:0812.2909 [hep-th].
- [20] V. Keranen and P. Kleinert, JHEP **1504**, 119 (2015), arXiv:1412.2806 [hep-th].
 - [21] K. D. Kokkotas and B. G. Schmidt, Living Rev. Rel. **2**, 2 (1999), arXiv:gr-qc/9909058 [gr-qc].
 - [22] J. Louko, D. Marolf, and S. F. Ross, Phys.Rev. **D62**, 044041 (2000), arXiv:hep-th/0002111 [hep-th].
 - [23] N. Callebaut, B. Craps, F. Galli, D. C. Thompson, J. Vanhoof, J. Zaanen, and H.-b. Zhang, JHEP **10**, 172 (2014), arXiv:1407.5975 [hep-th].
 - [24] J. R. David and S. Khetrpal, JHEP **07**, 041 (2015), arXiv:1504.04439 [hep-th].
 - [25] P. Calabrese and J. L. Cardy, Phys.Rev.Lett. **96**, 136801 (2006), arXiv:cond-mat/0601225 [cond-mat].
 - [26] T. Hartman and J. Maldacena, JHEP **05**, 014 (2013), arXiv:1303.1080 [hep-th].
 - [27] M. Guica and S. F. Ross, Class. Quant. Grav. **32**, 055014 (2015), arXiv:1412.1084 [hep-th].
 - [28] P. M. Chesler and D. Teaney, (2012), arXiv:1211.0343 [hep-th].