

Dynamical Casimir effect in superconducting circuits: a numerical approach

F.C. Lombardo^a, F.D. Mazzitelli^b, A. Soba^c, P.I. Villar^a

^a*Departamento de Física Juan José Giambiagi,*

FCEyN UBA and IFIBA CONICET-UBA,

Facultad de Ciencias Exactas y Naturales, Ciudad Universitaria,

Pabellón I, 1428 Buenos Aires, Argentina.

^b*Centro Atómico Bariloche and Instituto Balseiro,*

Comisión Nacional de Energía Atómica, R8402AGP Bariloche, Argentina.

^c*Centro de Simulación Computacional para Aplicaciones Tecnológicas, CSC - CONICET*

Polo Científico y Tecnológico de Buenos Aires; Godoy Cruz 2390, Buenos Aires.

(Dated: today)

Abstract

We present a numerical analysis of the particle creation for a quantum field in the presence of time dependent boundary conditions. Having in mind recent experiments involving superconducting circuits, we consider their description in terms of a scalar field in a one dimensional cavity satisfying generalized boundary conditions that involve a time-dependent linear combination of the field and its spatial and time derivatives. We evaluate numerically the Bogoliubov transformation between *in* and *out*-states and find that the rate of particle production strongly depends on whether the spectrum of the unperturbed cavity is equidistant or not, and also on the amplitude of the temporal oscillations of the boundary conditions. We provide analytic justifications for the different regimes found numerically.

PACS numbers: 03.70.+k, 12.20.Ds, 42.50.Lc, 42.65.Yj

I. INTRODUCTION

Non-adiabatic time dependent external conditions can excite any quantum system. In the context of quantum field theory, the initial vacuum state generally evolves into an excited state with a non-vanishing number of particles [1]. For example, time dependent gravitational or electromagnetic fields can induce particle creation. The same phenomena take place in the presence of time-dependent environments, as for instance a cavity with time dependent size or electromagnetic properties. The latter type of situations are broadly named ‘dynamical Casimir effect’ (DCE). For recent reviews see [2–4].

A large body of the literature on this subject is devoted to the study of particle creation in the presence of ‘moving mirrors’, which impose boundary conditions at its position. When accelerated, the mirror excites the quantum state of the electromagnetic field, and therefore create photons from an initial vacuum state. The rate of particle production is generally very small. However, it can be notably enhanced in a closed cavity at the hand of parametric resonance, when the length of the cavity oscillates with a frequency $\Omega = 2\omega_n$ where ω_n is one of the eigenfrequencies of the static cavity [5, 6]. Even in this case, the total number of created photons is severely restricted by the Q -factor of the cavity, and the experimental verification of this phenomenon is still a challenge [2, 3].

Partly due to these reasons, there have been alternative proposals to verify experimentally the particle creation in the presence of time dependent environments, as suggested earlier in Ref.[7]. For instance, a thin semiconductor sheet inserted in a closed cavity can induce particle creation when its conductivity is rapidly changed with ultra short laser pulses. The effective length of the cavity changes suddenly each time the conductivity changes, provided the time dependent boundary condition is similar to that of a moving mirror. Although there are some experimental advances on this proposal, this effect could not be measured yet [8]. Another interesting possibility is to consider time dependent refractive index perturbations produced by intense laser pulses in optical fibers or thin materials [9], which can be used to construct models that mimic phenomena of semiclassical gravity like Hawking radiation, Unruh effect, or cosmological particle creation [10].

An alternative setup, closely related to the main topic of the present paper, consists of a superconducting waveguide ended with a superconducting quantum interference device (SQUID), which determines the boundary condition of the field at that point. A time de-

pendent magnetic flux through the SQUID generates a time dependent boundary condition, with the subsequent excitation of the field (particle creation) in the waveguide [11]. A few years ago, the DCE has been experimentally observed using this system [12]. An array of SQUIDs can also be used to measure the DCE, simulating not a moving mirror but a time dependent refraction index, see [13].

A natural generalization of the proposal of Ref.[11] is to consider a superconducting cavity of finite size (for example a waveguide ended with two SQUIDs). The electromagnetic field inside the cavity can be described by a single quantum massless scalar field $\phi(x, t)$, where x is the spatial coordinate along the waveguide. The field satisfies the wave equation in the cavity, along with the boundary conditions imposed by the SQUIDs. Assuming that the SQUIDs are located at $x = 0$ and $x = d$, and that a time dependent magnetic flux is applied only at $x = d$, the boundary conditions are of the form

$$\begin{aligned}\phi'(0, t) + A_1\phi(0, t) + B_1\ddot{\phi}(0, t) &= 0 \\ \phi'(d, t) + A_2(t)\phi(d, t) + B_2(t)\ddot{\phi}(d, t) &= 0\end{aligned}\tag{1}$$

where primes and dots denote derivatives with respect to x and t , respectively. The constants A_1 and B_1 are determined by the physical properties of the cavity while the functions $A_2(t)$ and $B_2(t)$ also depend on the time dependent external magnetic flux. In a ‘static’ situation (when A_2 and B_2 are constants), the eigenfrequencies form a discrete set, and therefore particle creation can be increased through parametric resonance, by choosing the frequency of the external perturbation.

From a mathematical point of view, the system is therefore modeled by a massless scalar field in $1 + 1$ dimensions satisfying generalized Robin boundary conditions. The generalization involves not only time dependent parameters, but also the presence of the second time derivative $\ddot{\phi}$. This term indicates that, in fact, there is a degree of freedom localized at $x = d$ (the mechanical analog would be a string ended with a mass, the boundary condition being the equation of motion of the mass, see for instance [14]). If the time dependence of the boundary conditions starts at $t = 0$, the constant values of A_i and B_i for $t < 0$ determine the spectrum of the static cavity, that can be tuned setting different values for the properties of the SQUIDs.

We are thus led to the problem of analyzing particle creation for a scalar field in $1 + 1$ dimensions subjected to the boundary conditions Eq.(1). This problem has been partially

addressed in previous works. Ref.[15] considered the case of a single mirror with time dependent Robin boundary conditions, and computed perturbatively the spectrum of created particles. In Ref.[16] a similar problem was studied analytically, considering non trivial boundary conditions at one or two points, and paying particular attention on whether time dependent Robin parameter reproduces the boundary condition for a moving mirror or not. The effects produced by the inclusion of the term proportional to $\ddot{\phi}$, not considered in [16], have been analyzed for waveguides ended by a SQUID in [17]. Some of us [14] considered the case of a closed cavity with general boundary conditions, showing that parametric resonance may induce an exponential growth in the number of particles inside the cavity.

In the present paper we will present a detailed numerical analysis of the particle creation rate, along with analytical calculations that describe the main features of the numerical results (for previous numerical approaches in the case of Dirichlet or Neumann boundary conditions see [18]). As we will see, particle creation depends crucially on the properties of the static spectrum of the cavity, and also on the amplitude of the time dependent part of the functions $A_2(t)$ and $B_2(t)$. This is to be expected from previous results for the case of moving mirrors that impose Dirichlet or Neumann boundary conditions. Indeed, when the spectrum is not equidistant, parametric resonance involves a finite number of modes, and the number of particles in these modes grow exponentially when the external frequency is properly chosen [19]. On the other hand, for equidistant spectra, the coupling between an infinite number of modes makes the number of particles to grow quadratically or linearly in time, for short or long time-scales respectively [5], while the total energy grows exponentially. We will show that similar situations hold for the superconducting cavities. Moreover, the numerical approach will allow us to address cases where the boundary conditions oscillate with a large amplitude (that are in principle accessible for experiments) but do not admit an analytical description.

The paper is organized as follows. In Section 2 we describe the model for a (linearized) superconducting cavity with time dependent boundary conditions, and show that the system can be described as a set of coupled harmonic oscillators. In Section 3 we study analytically the particle creation rate using multiple scale analysis (MSA), emphasizing the dependence of the results with the main characteristics of the spectrum. Section 4 contains the numerical results, along with a brief discussion of the numerical method. We compute the particle creation rate for spectra of different characteristics, and compare numerical and analytical

results. Section 5 contains a discussion of the results and the main conclusions of our work.

II. TUNABLE SUPERCONDUCTING CAVITY

We shall consider a superconducting cavity of length d which is decoupled from the input line at $x = 0$, and has a SQUID at $x = d$. For the theoretical description we follow closely Ref.[20]. The cavity, which is assumed to have capacitance C_0 and inductance L_0 per unit length, is described by the superconducting phase field $\phi(x, t)$ with Lagrangian

$$L_{\text{cav}} = \left(\frac{\hbar}{2e}\right)^2 \frac{C_0}{2} \int_0^d dx \left(\dot{\phi}^2 - v^2 \phi'^2\right) + \left[\left(\frac{\hbar}{2e}\right)^2 \frac{2C_J}{2} \dot{\phi}_d^2 - E_J \cos f(t) \phi_d^2 \right], \quad (2)$$

where $v = 1/\sqrt{L_0 C_0}$ is the field propagation velocity, ϕ_d the value of the field at the boundary by $\phi(d, t)$, and $f(t)$ is the phase across the SQUID controlled by external magnetic flux. E_J and C_J denote the Josephson energy and capacitance, respectively. The Lagrangian in Eq.(2) contains additional contributions proportional to higher powers of ϕ_d that will not be considered in the rest of this paper.

As anticipated, the description of the cavity involves the field $\phi(x, t)$ for $0 < x < d$ and the additional degree of freedom ϕ_d . The dynamical equations read

$$\ddot{\phi} - v^2 \phi'' = 0, \quad (3)$$

and

$$\frac{\hbar^2}{E_C} \ddot{\phi}_d + 2E_J \cos f(t) \phi_d + E_{L,\text{cav}} d \phi'_d = 0, \quad (4)$$

where $E_C = (2e)^2/(2C_J)$ and $E_{L,\text{cav}} = (\hbar/2e)^2(1/L_0 d)$. The equation above comes from the variation of the action with respect to ϕ_d , and can be considered as a generalized boundary condition for the field. We could consider general boundary conditions also at $x = 0$, but for the sake of simplicity we will assume that $\phi'(0, t) = 0$ (physically this corresponds to the situation where the cavity is decoupled).

It will be useful to write the Lagrangian in terms of eigenfunctions of the static cavity. Assuming that

$$f(t) = f_0 + \theta(t)\theta(t_F - t)\epsilon \sin \Omega t, \quad (5)$$

we can expand the field as

$$\phi(x, t) = \frac{2e}{\hbar} \sqrt{\frac{2}{C_0 d}} \sum_n q_n(t) \cos k_n x, \quad (6)$$

where the eigenfrequencies k_n satisfy Eq.(4) in the static case $f = f_0$:

$$(k_n d) \tan k_n d = \frac{2E_J \cos f_0}{E_{L,\text{cav}}} - \frac{2C_J}{C_0 d} (k_n d)^2, \quad (7)$$

In terms of the new variables $q_n(t)$ the Lagrangian reads

$$L_{\text{cav}} = \frac{1}{2} \sum_n [M_n \dot{q}_n^2 - M_n \omega_n^2 q_n^2] + E_J \phi_d^2 [\cos f_0 - \cos f(t)], \quad (8)$$

where $\omega_n = vk_n$ and

$$M_n = 1 + \frac{\sin 2k_n d}{2k_n d} + \frac{4C_J}{dC_0} \cos^2 k_n d. \quad (9)$$

The dynamical equation for the mode n is therefore

$$\ddot{q}_n + v^2 k_n^2 q_n = \frac{4E_J}{E_{L,\text{cav}} M_n} \frac{v^2}{d^2} \epsilon \theta(t) \theta(t_F - t) \sin(f_0) \sin \Omega t \cos k_n d \sum_m q_m(t) \cos k_m d, \quad (10)$$

where we assumed that $\epsilon \ll 1$.

The classical description of the theory consists of a set of coupled harmonic oscillators with time dependent frequencies. The quantization of the system is straightforward. In the Heisenberg representation, the variables $q_n(t)$ become quantum operators

$$\hat{q}_n(t) = u_n(t) \hat{a}_n + u_n^*(t) \hat{a}_n^\dagger, \quad (11)$$

where \hat{a}_n and \hat{a}_n^\dagger are the annihilation and creation operators. The functions $u_n(t)$ are properly normalized solutions of Eq.(10). In the static regions $t < 0$ and $t > t_F$ they are linear combinations of $e^{\pm i v k_n t}$. We define the *in*-basis as the solutions of Eq.(10) that satisfy

$$u_n^{in}(t) = \frac{1}{\sqrt{2v k_n}} e^{-i v k_n t} \text{ for } t < 0. \quad (12)$$

The associated annihilation operators a_n^{in} define the *in*-vacuum $|0_{in}\rangle$. The *out*-basis u_n^{out} is introduced in a similar way, defining the behavior for $t > t_F$. The *in* and *out* basis are connected by a Bogoliubov transformation

$$u_n^{in}(t) = \alpha_n u_n^{out}(t) + \beta_n u_n^{out*}(t), \quad (13)$$

and the number of created particles in the mode n for $t > t_F$ is given by

$$N_n = \langle 0_{in} | a_n^{out \dagger} a_n^{out} | 0_{in} \rangle = |\beta_n|^2. \quad (14)$$

In the present paper, we shall numerically solve the dynamical Eqs.(10) and evaluate the number of created particles using (11) to (14).

III. SOME ANALYTIC RESULTS: MULTIPLE SCALE ANALYSIS

In order to study analytically Eqs.(10) we write them in the form

$$\ddot{q}_n + \omega_n^2(t)q_n = \sum_{m \neq n} S_{nm}(t)q_m, \quad (15)$$

where we made the redefinition $q_n \rightarrow \sqrt{M_n}q_n$ and

$$\begin{aligned} \omega_n(t) &= k_n \left(1 - \alpha \frac{k_1^2 \cos^2 k_n d}{k_n^2 M_n} \sin \Omega t \right) \\ S_{mn}(t) &= \alpha k_1^2 \frac{\cos k_n d \cos k_m d}{\sqrt{M_n M_m}} \sin \Omega t \\ \alpha &= \frac{4E_J}{E_{L,\text{cav}} k_1^2 d^2} \epsilon \sin(f_0). \end{aligned} \quad (16)$$

Here k_1 denotes the lowest eigenfrequency [22]. We will assume that the amplitude of the time dependence is small, that is $\alpha \ll 1$. We have set $v = 1$ and shall use this in what follows.

It is known that, due to parametric resonance, a naive perturbative solution of Eqs.(15) in powers of α breaks down after a short amount of time. In order to find a solution valid for longer times we use the multiple scale analysis (MSA) technique [19, 21]. We introduce a second timescale $\tau = \alpha t$, and write

$$q_n(t, \tau) = A_n(\tau) \frac{e^{ik_n t}}{\sqrt{2k_n}} + B_n(\tau) \frac{e^{-ik_n t}}{\sqrt{2k_n}}. \quad (17)$$

The functions A_n and B_n are slowly varying, and contain the cumulative resonant effects. To obtain differential equations for them, we insert this ansatz into Eq.(15) and neglect second derivatives of A_n and B_n . After multiplying the equation by $\exp \pm ik_n t$, and averaging over the fast oscillations we obtain

$$\begin{aligned} \frac{dA_n}{d\tau} &= -\frac{k_1^2 \cos^2 k_n d}{k_n 2M_n} B_n \delta(\Omega - 2k_n) + \frac{k_1^2}{4} \sum_{m \neq n} \frac{\cos k_n d \cos k_m d}{\sqrt{k_n k_m M_n M_m}} \\ &\quad \times [A_m (\delta(k_n - k_m + \Omega) - \delta(k_n - k_m - \Omega)) - B_m \delta(k_n + k_m - \Omega)], \\ \frac{dB_n}{d\tau} &= -\frac{k_1^2 \cos^2 k_n d}{k_n 2M_n} A_n \delta(\Omega - 2k_n) - \frac{k_1^2}{4} \sum_{m \neq n} \frac{\cos k_n d \cos k_m d}{\sqrt{k_n k_m M_n M_m}} \\ &\quad \times [B_m (\delta(k_m - k_n + \Omega) - \delta(k_m - k_n - \Omega)) + A_m \delta(k_n + k_m - \Omega)]. \end{aligned} \quad (18)$$

We can see that these equations are non trivial when the external harmonic driving frequency is just tuned with one eigenvalue of the static cavity $\Omega = 2k_n$. Moreover, other modes will

be coupled and will resonate if the condition

$$\Omega = |k_n \pm k_j| \quad (19)$$

is satisfied.

A. A single resonant mode

If we assume that Eq.(19) is not satisfied by any $j \neq n$, the only resonant mode is the one tuned with the external frequency. In this case, the long time solution to Eqs.(18) is trivial and given by

$$|A_n|^2 \simeq |B_n|^2 \simeq e^{\lambda_n t}, \quad \lambda_n = \alpha \frac{k_1^2 \cos^2 k_n d}{k_n 2M_n}, \quad (20)$$

that is, due to parametric resonance the number of created particles grows exponentially with the stopping time.

B. Finite number of resonant modes

Let us now consider the case in which Eq.(19) is satisfied for a finite number of modes. In this case, Eqs.(18) become nontrivial for that modes, and one expects an enhancement in the corresponding particle creation rates. Although we could consider a general situation, for the sake of simplicity we will illustrate this case with a particular example. We will assume that the system is excited with an frequency $\Omega = 2k_j$, and that exists another eigenfrequency of the static cavity such that $k_l = 3k_j$. Thus, Eqs.(18) become

$$\begin{aligned} \frac{dA_j}{d\tau} &= -\Gamma_j B_j + \Gamma_{jl} A_l \\ \frac{dB_j}{d\tau} &= -\Gamma_j A_j + \Gamma_{jl} B_l \\ \frac{dA_l}{d\tau} &= -\Gamma_{jl} A_j \\ \frac{dB_l}{d\tau} &= -\Gamma_{jl} B_i, \end{aligned} \quad (21)$$

where

$$\begin{aligned} \Gamma_j &= \frac{k_1^2 \cos^2 k_j d}{k_j 2M_j} \\ \Gamma_{jl} &= \frac{k_1^2 \cos k_j d \cos k_l d}{\sqrt{k_j k_l} 4\sqrt{M_j M_l}}. \end{aligned} \quad (22)$$

The solutions of these equations are linear combinations of exponentials $e^{\alpha\Gamma t}$ with four possible values for Γ :

$$\Gamma = \frac{1}{2} \left(\pm\Gamma_j \pm \sqrt{\Gamma_j^2 - 4\Gamma_{jl}^2} \right) . \quad (23)$$

The biggest real part of these four values determines the rate of particle creation in both modes k_l and k_j .

C. Equidistant spectrum

Another important situation is when Eq.(19) is satisfied by an infinite number of modes. This is the case, for example, for a scalar field in 1 + 1 dimensions satisfying Dirichlet or Neumann boundary conditions, or, more generally, when the spectrum is equidistant. The analysis of the solutions of Eqs.(18) in such cases is more involved. It has been described in detail for Dirichlet boundary conditions in [5, 23], using different approaches. The main results are that the coupling between an infinite number of modes makes the number of particles to grow quadratically or linearly in time, for short or long time-scales respectively, while the total energy grows exponentially. This has been shown in the case in which the amplitude of the time dependence in the right hand side of the modes equations is small.

D. Beyond MSA: very long times

The MSA improves the perturbative solutions, but it is not valid for extremely long times. For example, in the case in which there is a single resonant mode, the long time growth of the mode should induce an exponential behavior in all other modes. Indeed, going back to Eq.(15), and assuming that the first mode is the resonant one, we have for $n \neq 1$:

$$\ddot{q}_n + k_n^2 q_n \simeq S_{n1}(t) q_1 \simeq \alpha \bar{A}_n e^{\lambda_1 t/2} \sin 2k_1 t \cos k_1 t , \quad (24)$$

where \bar{A}_n is a constant of order 1. From this equation one can show that the number of particles in all modes will grow at very long times with a rate λ_1 , showing oscillations around the exponential with frequency k_1 .

IV. THE NUMERICAL METHOD AND RESULTS

In order to solve numerically the equation of motion of the n modes Eq.(10), we firstly determine the eigenfrequencies of the cavity from Eq.(7) by using a single Newton-Raphson method with an stopping error of 10^{-6} . From Eqs.(15) and (16), we can perform a change of variables $\dot{q}_n = U_n$, in order to obtain a new system of equations:

$$\begin{aligned}\dot{q}_n &= U_n, \\ \dot{U}_n &= -\omega_n^2(t)q_n - \sum_m S_{nm}(t)q_m,\end{aligned}\tag{25}$$

where $S_{nm}(t)$ is defined in Eq.(16).

The system is integrated using a fourth order Runge-Kutta numerical scheme between $t = 0$ and t_{\max} . The perturbation is turned on for times $0 < t < t_F$, with $t_F < t_{\max}$. As we know that the unperturbed solution has the form of Eq.(17), $q_n = A_n(t) \exp(ik_n t)/\sqrt{2k_n} + B_n(t) \exp(-ik_n t)/\sqrt{2k_n}$, we can multiply both terms of the equation by $\exp(ik_n t)$ and take the mean value in $t_F < t < t_{\max}$. In this way, we are able to numerically evaluate $|B_n|^2$ and, also the particle number in mode n as a function of time as $N_n(t) = |B_n(t)|^2/2k_n$. In our units, the spectral modes k_n are given in units of $1/d$ ($k_n d$ is dimensionless) and consequently time is measured in units of d . All figures are referred to dimensionless quantities.

A. Frequency Spectrum of tunable cavity

Given the strong dependence of the particle creation rate with the spectrum of the static cavity, as can be seen in Eq.(20) for the one resonant mode example, it is important to analyze the spectra that result from the generalized boundary conditions in the tunable superconducting cavity (Eq.(7)). Firstly, we re-define variables $V_0 = (2E_J)/(E_{L,\text{cav}})$ and $\chi_0 = (2C_J)/(C_0 d)$, for which the equation reads

$$k_n d \tan(k_n d) + \chi_0 (k_n d)^2 = V_0 \cos f_0.\tag{26}$$

There are three free parameters that determine the solutions of Eq.(26): χ_0 , V_0 , and f_0 . In the first place, we shall study the difference between consecutive eigenfrequencies as a function of $b_0 = V_0 \cos f_0$ for a typical experimental value [20], say $\chi_0 = 0.05$. We can see in

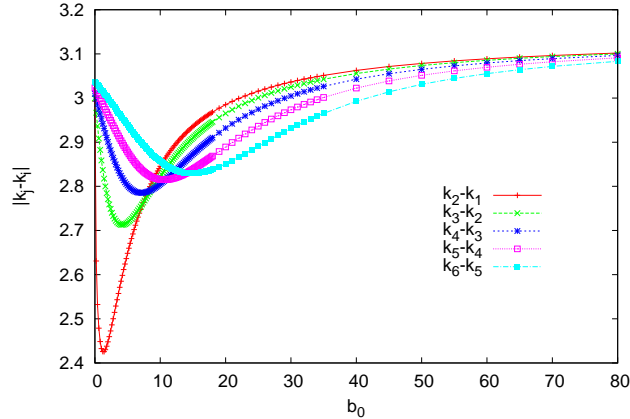


FIG. 1. Difference of consecutive eigenfrequencies as a function of $b_0 = V_0 \cos f_0$, for a fixed value of $\chi_0 = 0.05$.

Fig.1 that the bigger the value of b_0 , the more equidistant is the spectrum. The difference between any consecutive eigenvalues of the cavity goes to a constant value of the order of π .

One can also study the spectrum for different values of χ_0 . In Fig.2 we show the first four eigenfrequencies of the cavity for several values of χ_0 . The value of χ_0 determines the asymptotic value of the eigenfrequency as a function of b_0 .

By examining the spectrum of the cavity, we can determine different cases to be analyzed carefully. Hence, we shall consider firstly, the case in which the eigenfrequencies are not spaced equidistantly, for instance the case of having one resonant mode under parametric amplification. In the end, we shall also study the case of equidistantly spanned eigenfrequencies for low or large amplitude of the driven perturbation.

B. The non-equidistant spectrum and parametric amplification

We shall consider values of parameters for which the spectrum is non-equidistant. We will drive the system cavity with an external frequency $\Omega = 2k_1$, where k_1 is the first eigenfrequency of the static tunable cavity and Ω is the driven external frequency appearing in Eq.(5). In this situation, we set $b_0 = V_0 \cos f_0 = 1.0$, $\chi_0 = 0.05$ and $\epsilon = 0.001$ and we present the results for the first three modes in Fig.3. It is important to note that $\Omega \neq |k_i \pm k_j|$, and therefore there is only a single mode under parametric resonance. As one expects, if the only resonant mode is the one tuned with the external frequency $\Omega = 2k_1$, the number

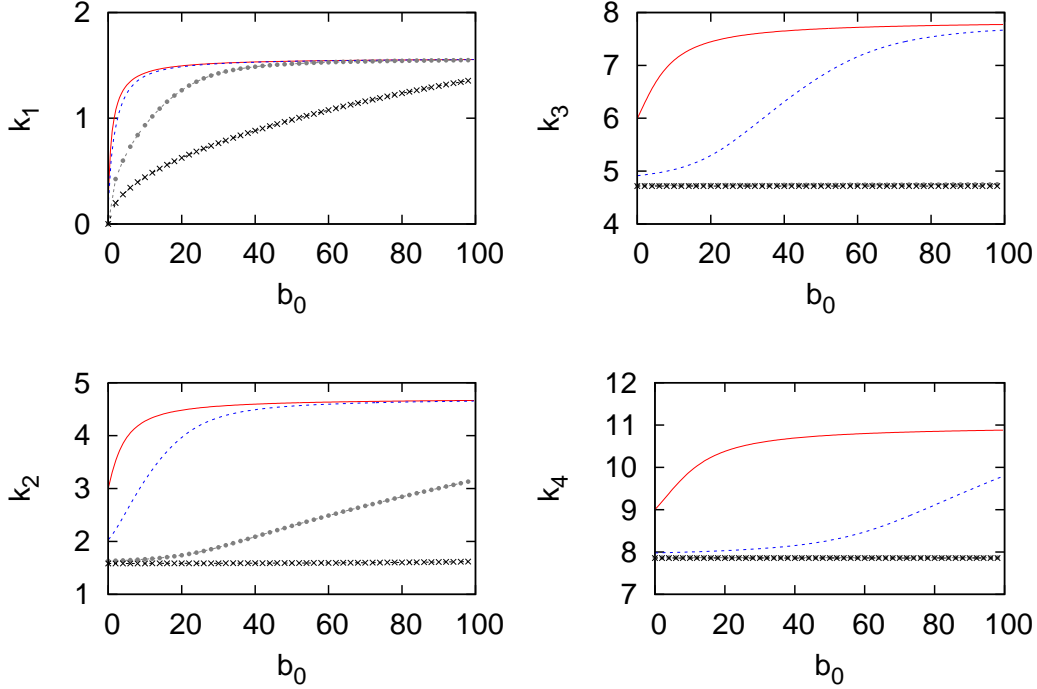


FIG. 2. First eigenfrequencies as a function of b_0 for different values of χ_0 . Red-solid line is for $\chi_0 = 0.05$, blue-dashed line is for $\chi_0 = 1.0$, dotted-gray line is for $\chi_0 = 10.0$, asterisk-black line for $\chi_0 = 50$.

of created particles in this mode grows exponentially in time. The other modes, such as k_2 , k_3 , are not exponentially excited for relatively short times. If we perform a linear fit for the log-plot of the particle number, we obtain a value of $m_1 = 0.0315$ for the slope of the straight line of mode 1, in excellent agreement with the analytical prediction of Eq.(20).

In Fig. 4 we show the number of created particles as a function of dimensionless time for each mode of the field as in the previous figure, but for a longer temporal scale. We see that at long times all modes grows exponentially with approximately the same rate. This numerical result goes beyond MSA, and can be analytically understood as described in Section III D.

We can also evaluate the evolution of the system by changing the value of the parameter $\chi_0 = 1.0$ in Fig.5. This leads to a different set of eigenfrequencies, but a similar behavior of the modes. A linear fit of the field mode 1 ($k_1 = 0.6799$), this time yields $m'_1 = 0.0289$, which means a smaller slope for bigger values of χ_0 . Once again, the exponential growth of the

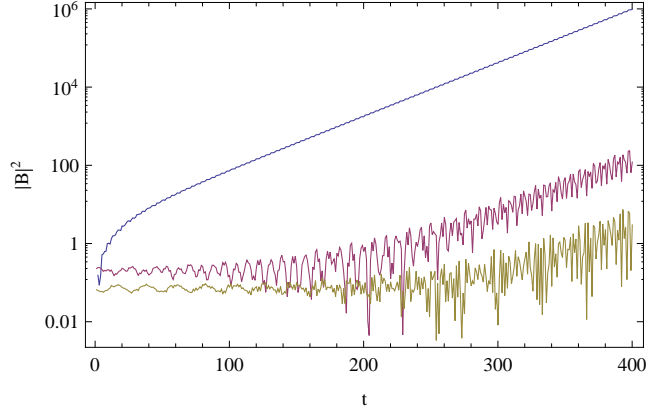


FIG. 3. Log-plot for $|B_n|^2$ as a function of dimensionless time for each mode of the field for a short temporal scale. Herein, we consider 10 modes and excite the system by $\Omega = 2k_1$. The three first eigenfrequencies are: $k_1 = 0.8495$ (blue line), $k_2 = 3.2819$ (red line), $k_3 = 6.1403$ (green line).

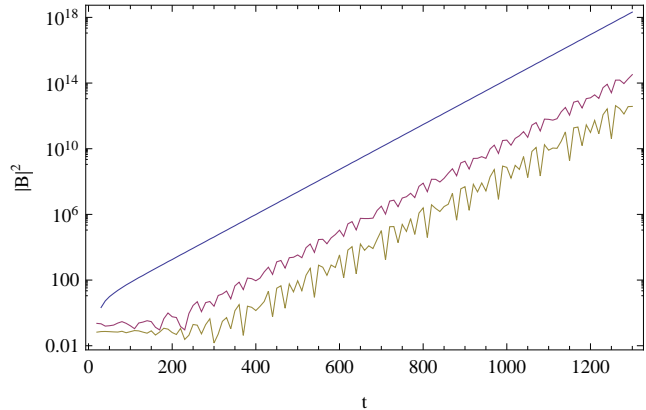


FIG. 4. Log-plot for $|B_i|^2$ as a function of dimensionless time for each mode of the field for a longer temporal scale. As in the previous figure, we consider 10 modes and the system is perturbed by $\Omega = 2k_1$. The three first eigenfrequencies are again: $k_1 = 0.8495$ (blue line), $k_2 = 3.2819$ (red line), $k_3 = 6.1403$ (green line).

resonant mode is well described by Eq.(20), which yields an analytical value of $m'_1 = 0.030$.

In Fig.6 we plot the number of created particles for the case in which the excitation frequency is now $\Omega = 2k_2$. In this case, one can numerically evaluate the slope of the Log-plot line, obtaining: $m_2 = 0.0265$ when driving mode 2. The analytical result of Eq.(20) for this case is $m_2 = 0.0261$.

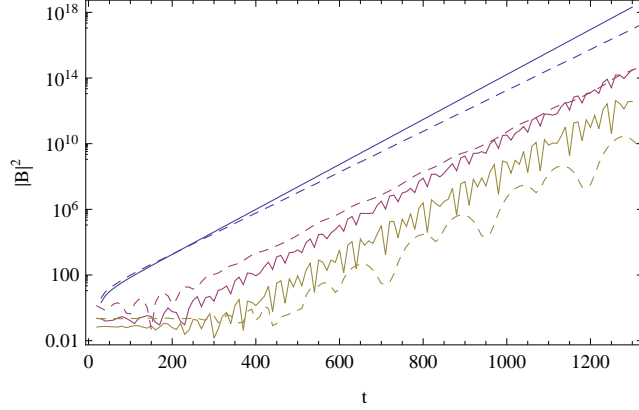


FIG. 5. Log-plot for $|B_1|^2$, $|B_2|^2$ and $|B_3|^2$. Comparison between the situations where $\chi_0 = 0.05$ (solid) and $\chi_0 = 1$ (dashed).

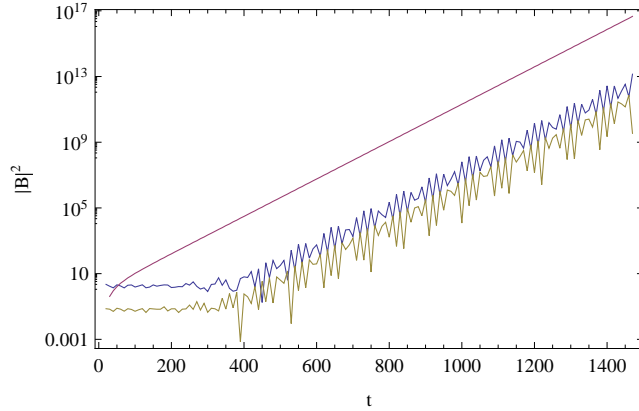


FIG. 6. Log-plot for $|B_i|^2$ as a function of time for each mode of the field for a longer temporal scale. Herein, we consider 10 modes and drive the system by $\Omega = 2k_2$. The red line corresponds to $|B_2|^2$, the blue line to $|B_1|^2$ and yellow to $|B_3|^2$. Mode 2 (red line) is the more excited.

We performed the same simulations but for a bigger quantity of field modes. We have checked that the results are similar to the ones in Fig.3 and Fig.4. For example, if we consider a cutoff of 25 field modes, the linear fit yields fitting a slope of $m_1 = 0.0315$ when driving with $\Omega = 2k_1$, similar to the one found in Fig.4.

Finally, we also compute the number of particles N as function of the external frequency Ω in Fig.7. The set of lower eigenfrequencies are: $k_1 = 0.8495$, $k_2 = 3.2819$, $k_3 = 6.1403$, $k_4 = 9.0930$. Therein, we can observe that the highest peak corresponds to an external drive of $\Omega = 2k_1$, while the following peak refers to $\Omega = 2k_2$. We can also note less important

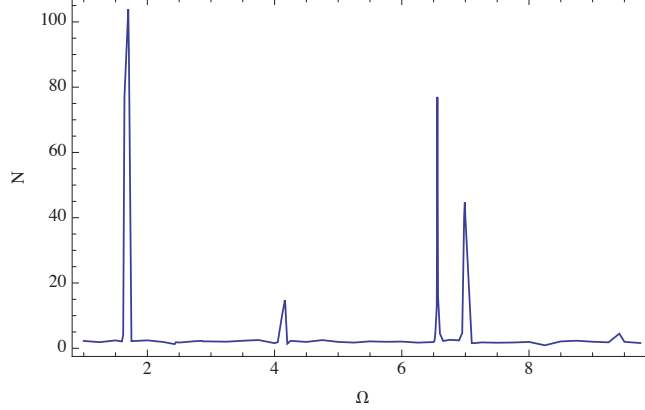


FIG. 7. Number of particles created as function of the external frequency Ω . The eigenfrequencies are: $k_1 = 0.8495$, $k_2 = 3.2819$, $k_3 = 6.1403$, and $k_4 = 9.0930$. We can see that the higher peak corresponds to $\Omega = 2k_1$ and the following to $\Omega = 2k_2$. Less important are $\Omega = k_1 + k_2$ and $\Omega = k_1 + k_3$.

peaks corresponding to $\Omega = k_1 + k_2$ and $\Omega = k_1 + k_3$.

C. Non-equidistant spectrum with several parametrically resonant modes

Herein, we consider the situation in which $k_l = 3k_j$. If we set the parameter values as $b_0 = 4.96$, $\chi_0 = 0.01$, and $\epsilon = 0.001$, we obtain the following eigenfrequencies: $k_1 = 1.311$, $k_2 = 4.015$, $k_3 = 6.862$, and $k_4 = 9.810$ for example. In this case, we see that $k_2 \simeq 3k_1$, so if we excite the system with $\Omega = k_2 - k_1 = 2k_1$, we expect to see exponential behavior in both field modes 1 and 2. Hence, these modes are parametrically excited, but with a rate that takes into account the coupling between the modes.

The numerical results are shown in Fig.8. Therein, we observe the exponential growth of modes 1 and 2, as predicted by MSA. A linear fit yields a value of $m_1 \simeq m_2 = 0.0128$ for the slope. Likewise, an analytical prediction can be obtained by the real part of 2Γ in Eq.(23), which gives $m_1 = m_2 = 0.013$. The imaginary part in Γ explains the oscillating behavior of the solutions, which is more pronounced for mode 2. As in the previous case, the rest of the modes start growing with the same rate at longer times.

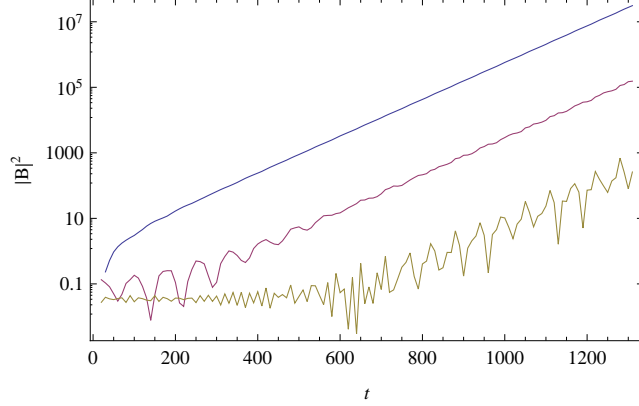


FIG. 8. Log-plot for $|B_n|^2$ as a function of time for each mode of the field. Herein, we consider 10 modes and excite the system by $\Omega = 2k_1$. The blue line corresponds to the field mode 1: $|B_1|^2$, the red line to field mode 2: $|B_2|^2$ and the yellow one to $|B_3|^2$ for the field mode 3.

D. Equidistantly spanned spectrum. Low amplitude perturbation

In this case, we set $b_0 = 14.14$ and $\epsilon = 0.005$, which corresponds to modes in the equidistant part of the cavity spectrum. For equidistant spectra, the coupling between an infinite number of modes generates a quadratic or linear growth of the number of particles, for short or long time-scales respectively. In this case, it has already been shown that the total energy grows exponentially [5]. With this choice, the amplitude of the perturbation in the mode equation is given by $b_0\epsilon \sim 0.02$, for which the MSA still applies. We see this in Figs.9 and 10, respectively.

E. Equidistant spectrum. Large amplitude perturbation

Now we look at the case of an equidistant frequency spectrum with $b_0 = 350$, $\chi_0 = 0.05$, and $\epsilon = 0.5$. In this case, the amplitude of the perturbation in the mode equation is given by $b_0\epsilon \sim 1.54$. Such a driving is beyond the MSA treatment. As expected, we find a different behavior of modes with respect to the previous example, even in the equidistantly spanned part of the spectrum. In this case, we report an exponentially growing number of created particles when driving with external frequency $\Omega = k_i - k_j \approx \pi$, as can be seen in Fig.11.

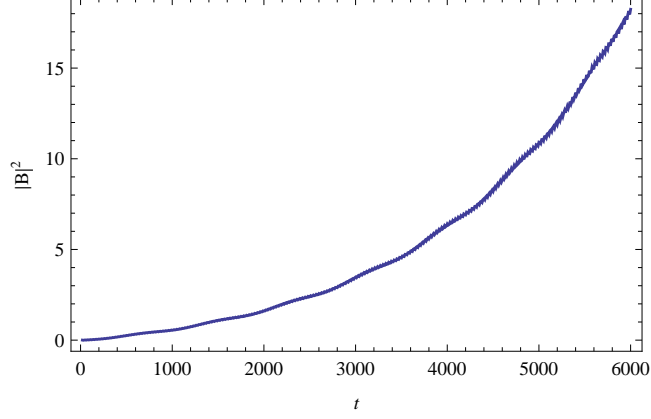


FIG. 9. Evolution of field mode 1 ($|B_1|^2$) for short time scale under external driving $\Omega = 2k_1$. We can fit this behaviour with a quadratic function.

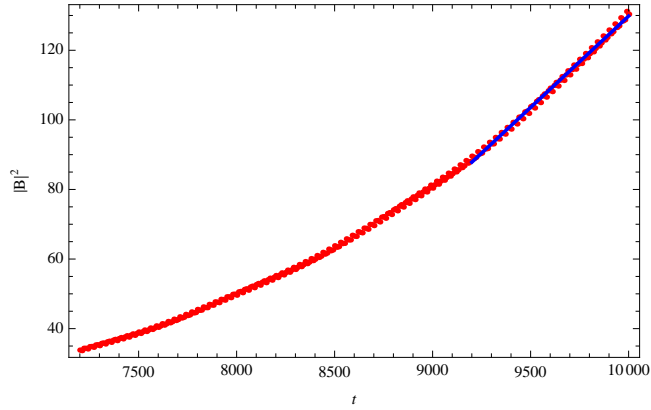


FIG. 10. Evolution of field mode 1 ($|B_1|^2$) for longer time scale under external driving $\Omega = 2k_1$. We can fit this behavior with a linear function for large times as can be seen in the blue line.

V. CONCLUSIONS

In this paper we have presented a detailed numerical analysis of the particle creation for a quantum field in the presence of boundary conditions that involve a time-dependent linear combination of the field and its spatial and time derivatives. We have evaluated numerically the Bogoliubov transformation between *in* and *out*-states and found that the rate of particle production strongly depends on whether the spectrum of the unperturbed cavity is equidistant or not, and also on the amplitude of the temporal oscillations of the boundary conditions. We have provided some analytical justifications, based on MSA, for

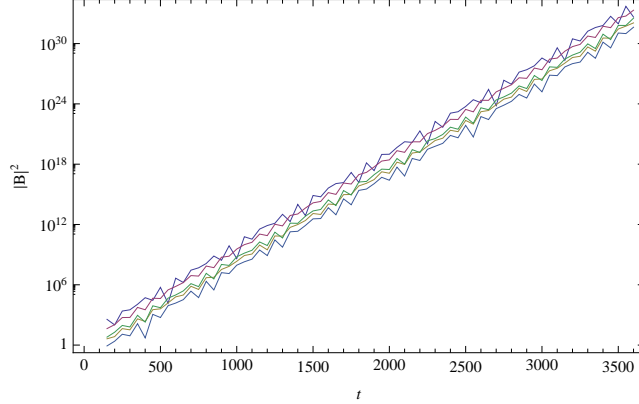


FIG. 11. Evolution of field modes ($|B_i|^2$) under external perturbation $\Omega = k_i - k_j = 3.13$. We can fit this behaviour with a linear function, which indicates exponential growing of particle numbers.

the different regimes found numerically and emphasized the dependence of the results with the main characteristics of the spectrum.

Firstly, we have considered a parameter set such that the spectrum of the cavity is non-equidistant. In this case, we have numerically solved the problem driving the system with an external frequency given by twice the first eigenvalue of the unperturbed cavity. As expected from MSA results, if the only resonant mode is the one tuned with the external frequency, the number of created particles in this mode grows exponentially with time. Other modes are, for relatively short times, not exponentially excited. However, at longer times, all modes grow exponentially with the same rate, a result that goes beyond MSA. In addition, we have also considered a situation in which parametric resonance involved two modes. We have showed that both modes grow exponentially with a common rate that takes into account the intermode coupling. As in the previous case, all modes are exponentially amplified at longer times.

For equidistant spectra, we have shown that the coupling between an infinite number of modes makes the number of particles grow quadratically in time at short timescales, and linearly in the long time limit. However, when the amplitude of the perturbations in the mode equation is large enough, the behavior of modes is qualitatively different. Hence, we have shown the existence of exponentially growing number of the created particles, when driving the system with an external frequency that is tuned at the difference between consecutive eigenvalues of the tunable cavity.

There are several interesting issues related to the present work which deserve further analysis. The case of a cavity ended by two SQUIDS may introduce interference in the particle creation rate, as in the case of two moving mirrors [24]. In relation to eventual variants of recent experiments [12, 13], a theoretical analysis including nonlinearities is also due.

ACKNOWLEDGEMENTS

This work was supported by ANPCyT, CONICET, UBA and UNCuyo. FCL acknowledges International Centre for Theoretical Physics and Simons Associate Program.

-
- [1] G.T. Moore, *J. Math. Phys.* **11**, 2679 (1970).
 - [2] V. V. Dodonov, *Phys. Scripta* **82** (2010) 038105.
 - [3] D. A. R. Dalvit, P. A. Maia Neto and F. D. Mazzitelli, *Lect. Notes Phys.* **834** (2011) 419
 - [4] P. D. Nation, J. R. Johansson, M. P. Blencowe and F. Nori, *Rev. Mod. Phys.* **84** (2012) 1 [arXiv:1103.0835 [quant-ph]].
 - [5] V.V. Dodonov and A.B. Klimov, *Phys. Rev. A* **53**, 2664 (1996).
 - [6] A. Lambrecht, M.T. Jaekel and S. Reynaud, *Phys. Rev. Lett.* **77**, 615 (1996).
 - [7] E. Yablonovitch, *Phys. Rev. Lett.* **62**, 1742 (1989).
 - [8] A. Agnesi et al, *Journal of Physics: Conference Series* **161**, 012028 (2009).
 - [9] F. Belgiorno, S. L. Cacciatori, G. Ortenzi, V. G. Sala and D. Faccio, *Phys. Rev. Lett.* **104**, 140403 (2010).
 - [10] R. Schutzhold, arXiv:1110.6064 [quant-ph]; N. Westerberg, S. Cacciatori, F. Belgiorno, F. Dalla Piazza and D. Faccio, *New J. Phys.* **16** (2014) 075003.
 - [11] J. R. Johansson, G. Johansson, C. M. Wilson and F. Nori, *Phys. Rev. Lett.* **103** (2009) 147003.
 - [12] C.M. Wilson et al, *Nature* **479**, 376 (2011).
 - [13] P. Lahteenmaki, G. S. Paraoanu, J. Hassel and P. J. Hakonen, *Proc. Nat. Acad. Sci.* (2013).
 - [14] C. D. Fosco, F. C. Lombardo and F. D. Mazzitelli, *Phys. Rev. D* **87**, 105008 (2013).
 - [15] H. O. Silva and C. Farina, *Phys. Rev. D* **84** (2011) 045003; C. Farina, H. O. Silva, A. L. C. Rego and D. T. Alves, *Int. J. Mod. Phys. Conf. Ser.* **14**, 306 (2012)

- [16] J. Doukas and J. Louko, Phys. Rev. D **91**, no. 4, 044010 (2015).
- [17] A. L. C. Rego, C. Farina, H. O. Silva and D. T. Alves, Phys. Rev. D **90** (2014) 2, 025003.
- [18] M. Ruser, J. Phys. A **39**, 6711 (2006); D. T. Alves and E. R. Granhen, Computer Physics Communications **185**, 2101 (2014).
- [19] M. Crocce, D. A. R. Dalvit and F. D. Mazzitelli, Phys. Rev. A **64**, 013808 (2001); ibidem Phys. Rev. A **66**, 033811 (2002).
- [20] W. Wustmann and V. Shumeiko, Phys. Rev. B **87**, 184501 (2013).
- [21] C.M. Bender and S.A. Orszag, *Advanced Mathematical Methods for Scientists and Engineers*, McGraw-Hill, Inc., New York (1978).
- [22] We inserted k_1^2 in the definition of S_{mn} in order to make α a dimensionless constant.
- [23] D. A. R. Dalvit and F. D. Mazzitelli, Phys. Rev. A **57**, 2113 (1998).
- [24] D. A. R. Dalvit and F. D. Mazzitelli, Phys. Rev. A **59**, 3049 (1999).