

Lensing as a Probe of Early Universe: from CMB to Galaxies

Farbod Hassani,^{1,*} Shant Baghran,^{1,†} and Hassan Firouzjahi^{2,‡}

¹*Department of Physics, Sharif University of Technology, P. O. Box 11155-9161, Tehran, Iran*

²*School of Astronomy, Institute for Research in Fundamental Sciences (IPM), P. O. Box 19395-5531, Tehran, Iran*

The Cosmic Microwave Background (CMB) radiation lensing is a promising tool to study the physics of early universe. In this work we probe the imprints of deviations from isotropy and scale invariance of primordial curvature perturbation power spectrum on CMB lensing potential and convergence. Specifically, we consider a scale-dependent hemispherical asymmetry in primordial power spectrum. We show that the CMB lensing potential and convergence and also the cross-correlation of the CMB lensing and late time galaxy convergence can probe the amplitude and the scale dependence of the dipole modulation. As another example, we consider a primordial power spectrum with local feature. We show that the CMB lensing and the cross-correlation of the CMB lensing and galaxy lensing can probe the amplitude and the shape of the local feature. We show that the cross correlation of CMB lensing convergence and galaxy lensing is capable to probe the effects of local features in power spectrum on smaller scales than the CMB lensing.

I. INTRODUCTION

The standard model of Cosmology known as Λ CDM is established as a cornerstone of modern cosmology. The Cosmic Microwave Background (CMB) radiation [1] and Large Scale Structure (LSS) observations [2–4] indicate that almost all observations can be described by a 6-parameter Λ CDM model with an initial condition of almost Gaussian, isotropic, scale invariant and adiabatic perturbations which can be sourced during inflation [5–9]. Recent observations of Planck collaboration shows almost no deviation from standard picture of single field slow roll inflation [10]. On the other hand the BICEP/keck - Planck results shows that there is no detection of gravitational waves [11, 12]. Despite the success of the standard model, the physics of early universe, the natures of dark matter and dark energy are still unknown.

The large scale structure surveys open a new horizon to test the cosmological models in different redshifts and sub-CMB scales. One of the recent developments of the field is the detection of the lensed CMB map with unprecedented accuracy [13–16]. The CMB lensing is caused by the gravitational effect of structures in the line of sight of the photons from the last scattering surface [17]. Each ray of CMB is deflected due to gravitational lensing effect and accordingly we observe the temperature of each point on the lensed CMB Map, $\tilde{T}(\hat{n})$, as a map of the temperature in a nearby point $T(\hat{n}')$ (note that in this work a quantity accompanied with the symbol \sim represents the corresponding lensed quantity). The lensing potential encapsulates all information on the deflection of light bundle due to lensing and it is related to the integrated potential of the matter distribution in all redshift up to the surface of last scattering.

The calculation of the two point statistics in lensed CMB maps can be a probe of the matter distribution (matter power spectrum) in the Universe. Accordingly, the CMB lensing is a unique observational tool to constrain the cosmological models, specially the evolution of the growth of the structures [18]. The CMB lensing can not only change the temperature map of CMB but also it can change the polarization maps by being a new source of B-mode polarization [17]. In addition, it introduces non-Gaussianities [19]. Therefore, in order to study the primordial Universe, we should subtract the effects of CMB lensing on CMB map correctly in order to avoid the degeneracies [20]. Having said that, the CMB lensing in its own can be used as a unique observational tool to constrain the physics of early universe [21, 22]. It can probe the curvature perturbations power spectrum and capture any deviation from standard assumptions.

In this work we use the CMB lensing as a probe of early Universe physics, specially to study the effects of deviation from scale invariant and isotropic initial conditions. This is motivated from the fact that there are indications of anomalies in CMB data (like power deficit, cold spot, alignment of quadrupole and octupole [23]). In addition, the Planck data indicates the existence of hemispherical asymmetry in primordial power spectrum [24], first seen in WMAP data [25–27], and also verified with the local variance estimator [28]. If these anomalies are not the statistical

*Electronic address: farbod@physics.sharif.edu

†Electronic address: baghran-AT-sharif.edu

‡Electronic address: firouz-AT-ipm.ir

flukes, then it is worth to investigate their effects on CMB- and LSS-related observations in order to understand their origins. We propose that the CMB lensing and also CMB lensing cross-correlation with cosmic shear can be used as a unique probe for detection of these anomalies and their scale dependence.

The structure of the work is as follows. In Sec. II we review the theoretical background which is needed for CMB lensing, cosmic shear and their cross-correlation. In Sec. III we study the effects of deviation from isotropy, specifically the dipole modulation in power spectrum, and the deviation from simple scale-invariance via a localized feature in power spectrum. The conclusions and discussions are presented in Sec. IV. In this work we use the cosmological parameters of the base Λ CDM model from Planck 2015 [1] results: $\Omega_b h^2 = 0.022$, $\Omega_c h^2 = 0.1198$, $\Omega_\Lambda = 0.6844$, $n_s = 0.96$, $A_s = 2.20 \times 10^{-9}$ and $H_0 = 67.27 \text{ km/s/Mpc}$.

II. THEORETICAL BACKGROUND

In this section we review the theoretical background for the mechanism of lensing. In first subsection we focus on CMB lensing. The cross-correlation of CMB lensing with cosmic shear is the subject of the study in the second sub-section.

The geometry of the Universe is described by the perturbed FRW metric in Newtonian gauge

$$ds^2 = a^2(\eta) \left[- (1 + 2\Psi(\vec{x}, t)) d\eta^2 + (1 - 2\Phi(\vec{x}, t)) d\chi^2 \right], \quad (1)$$

where η is the conformal time, χ is the comoving distance and Ψ , Φ are the Bardeen potentials, the scalar degrees of freedoms for perturbations. We assume that $\Phi = \Psi$, which is the case if the cosmic fluid does not have anisotropic stress and General Relativity (GR) is the correct classical theory of gravity.

A. CMB lensing

The light source from a distant objects in Universe is distracted by the intervening structures before the line of sight. A crucial parameter that shows the amount of convergence/deconvergence of light bundles is the lensing potential ϕ defined as [17]:

$$\phi(\hat{n}) = -2 \int_0^{\chi_*} d\chi \left(\frac{\chi_* - \chi}{\chi_* \chi} \right) \Psi(\vec{x}, \eta), \quad (2)$$

where the integration parameter χ is the comoving distance, χ_* is the comoving distance to the source and \hat{n} represents the direction of the observed CMB light.

By the knowledge of the lensing potential, we can calculate the deflection angle as $\hat{\alpha} = \nabla_{\hat{n}} \phi(\hat{n})$. The corresponding lensed temperature \tilde{T} is related to the un-lensed temperature T via the effect of deflection as: $\tilde{T}(\hat{n}) = T(\hat{n}') = T(\hat{n} + \hat{\alpha})$. Note that $\nabla_{\hat{n}}$ is the angular gradient, consequently the gravitational potential, the lensing potential and the deflection angle are dimensionless quantities. Now we can relate the two point function of the lensing potential to the power spectrum of gravitational potential in Fourier space as

$$\langle \phi(\hat{n}) \phi^*(\hat{n}') \rangle = 4 \int_0^{\chi_*} d\chi \int_0^{\chi_*} d\chi' \int \frac{d^3 k}{(2\pi)^3} \int \frac{d^3 k'}{(2\pi)^3} \left(\frac{\chi_* - \chi}{\chi_* \chi} \right) \left(\frac{\chi_* - \chi'}{\chi_* \chi'} \right) e^{i\mathbf{k} \cdot \chi} e^{-i\mathbf{k}' \cdot \chi'} \langle \Psi(\mathbf{k}, \eta(\chi)) \Psi^*(\mathbf{k}', \eta'(\chi')) \rangle, \quad (3)$$

where $\Psi(k, \eta)$ is the Fourier transform of gravitational potential.

We can relate the gravitational potential Ψ to the primordial curvature perturbation \mathcal{R} via transfer function $\mathcal{T}(k, \eta)$ as:

$$\Psi(\mathbf{k}, \eta) = \mathcal{T}(\mathbf{k}, \eta) \mathcal{R}(\mathbf{k}). \quad (4)$$

Correspondingly, the lensing potential will be related to the primordial curvature perturbation $P_{\mathcal{R}}$ as follows

$$\langle \phi(\hat{n}) \phi^*(\hat{n}') \rangle = 4 \int_0^{\chi_*} d\chi \int_0^{\chi_*} d\chi' \int \frac{d^3 k}{(2\pi)^3} \left(\frac{\chi_* - \chi}{\chi_* \chi} \right) \left(\frac{\chi_* - \chi'}{\chi_* \chi'} \right) e^{i\mathbf{k} \cdot (\chi - \chi')} \mathcal{T}(k, \eta(\chi)) \mathcal{T}(k, \eta'(\chi')) P_{\mathcal{R}}(k) \quad (5)$$

in which the primordial power spectrum $P_{\mathcal{R}}$ is defined via

$$\langle \mathcal{R}(\mathbf{k}) \mathcal{R}^*(\mathbf{k}') \rangle = (2\pi)^3 P_{\mathcal{R}}(k) \delta^3(\mathbf{k} - \mathbf{k}'). \quad (6)$$

Using the definition of the flat wave and the orthogonality of spherical harmonics, the cross-correlation of lensing potential becomes

$$\begin{aligned} \langle \phi(\hat{n})\phi^*(\hat{n}') \rangle &= 4 \int_0^{\chi_*} d\chi \int_0^{\chi_*} d\chi' \int \frac{k^2 dk}{(2\pi)^3} \left(\frac{\chi_* - \chi}{\chi_* \chi} \right) \left(\frac{\chi_* - \chi'}{\chi_* \chi'} \right) \mathcal{T}(k, \eta(\chi)) \mathcal{T}(k, \eta'(\chi')) \frac{2\pi^2}{k^3} \mathcal{P}_{\mathcal{R}}(k) \\ &\quad \times \sum_{lm} (4\pi)^2 j_l(k\chi) j_l(k\chi') Y_{lm}(\hat{n}) Y_{lm}^*(\hat{n}'), \end{aligned} \quad (7)$$

where $\mathcal{P}_{\mathcal{R}} = k^3 P_{\mathcal{R}}/2\pi^2$ is the dimensionless curvature power spectrum with its amplitude and scale dependence being constrained by the CMB data [1].

The lensing potential can be expanded in terms of spherical harmonics as well

$$\phi(\hat{n}) = \sum_{lm} \phi_{lm} Y_{lm}(\hat{n}). \quad (8)$$

For a statistically isotropic field, the angular power spectrum is defined as

$$\langle \phi_{lm} \phi_{l'm'}^* \rangle = \delta_{ll'} \delta_{mm'} C_l^{\phi\phi} \quad (9)$$

$$\langle \phi(\hat{n})\phi^*(\hat{n}') \rangle = \sum_{lm} Y_{lm}(\hat{n}) Y_{lm}^*(\hat{n}') C_l^{\phi\phi} \quad (10)$$

where $C_l^{\phi\phi}$ is the angular potential of the lensing.

Now considering the fact that the integral over χ and χ' is symmetric and interchangeable from Eq. (7) we obtain

$$C_l^{\phi\phi} = 16\pi \int \frac{dk}{k} \mathcal{P}_{\mathcal{R}}(k) \left(\int_0^{\chi_*} d\chi \left(\frac{\chi_* - \chi}{\chi_* \chi} \right) \mathcal{T}(k, \eta) j_l(k\chi) \right)^2. \quad (11)$$

Eq.(11) shows that the angular power spectrum of CMB lensing depends on the primordial power spectrum $\mathcal{P}_{\mathcal{R}}(k)$. We emphasize that in obtaining Eq.(11) we have assumed that the appropriate transfer function $\mathcal{T}(k, \eta)$ used in this equation is not modified compared to the base Λ CDM universe. This is justified because we assume that anomalies of our interest, such as dipole asymmetry or local feature, happen during inflation and Universe follows its traditional history after inflation. Accordingly, at least to leading order, all the effects of the primordial Universe are imprinted in primordial power and they can be investigated in CMB lensing.

In CMB Lensing studies we can interchangeably express the lensing power in terms of the late time matter power spectrum and to test the predictions of the models for matter distribution of late time Universe. In this light, CMB lensing is a probe of early universe through Eq.(11) and also the distribution of the matter in late time.

In below we discuss the theoretical background of the relation between the CMB lensing potential power and the matter power spectrum. Defining the gravitational potential power spectrum $P_{\Psi}(k, \chi, \chi')$ via

$$\langle \Psi(\mathbf{k}, \chi) \Psi^*(\mathbf{k}', \chi') \rangle = (2\pi)^3 P_{\Psi}(k, \chi, \chi') \delta^3(\mathbf{k} - \mathbf{k}') \quad (12)$$

the angular power spectrum of lensing becomes

$$C_l^{\phi\phi} = \frac{8}{\pi} \int k^2 dk \int_0^{\chi_*} d\chi \int_0^{\chi_*} d\chi' P_{\Psi}(k; \chi, \chi') j_l(k\chi) j_l(k\chi') \left(\frac{\chi_* - \chi}{\chi_* \chi} \right) \left(\frac{\chi_* - \chi'}{\chi_* \chi'} \right). \quad (13)$$

Now using the Poisson equation we can relate the power of gravitational potential to the matter power as follows

$$P_{\Psi}(k, \chi) = \frac{9}{4} \frac{H_0^4 \Omega_m^2 (1+z)^2}{k^4} P_{\delta}(k, z), \quad (14)$$

where Ω_m is the density parameter of matter in present time, $P_{\delta}(k, z)$ is the matter power spectrum which can be expressed in terms of growth function $D(z)$ and the matter transfer function $T(k)$ via

$$P_m(k, z) = A T^2(k) D^2(z) k^{n_s}, \quad (15)$$

where n_s is the spectral index. In this work we use the transfer function of Eisenstein and Hu [29] for transfer function which captures the baryon acoustic oscillations.

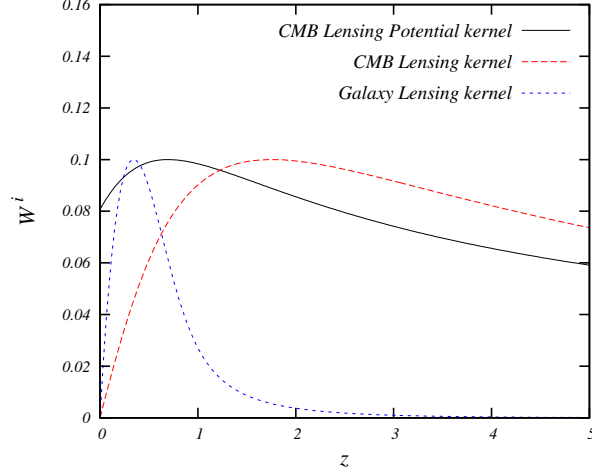


FIG. 1: The lensing kernels W^i versus redshift are plotted where i represent each of the kernels. The black solid line represents the CMB lensing potential kernel ($i = \phi$) introduced in Eq.(18). The red long dashed line shows the CMB lensing convergence kernel ($i = \kappa_c$) introduced in Eq.(23). The blue dashed line shows the galaxy lensing convergence kernel ($i = \kappa_g$) introduced in Eq.(22). For W^{κ_g} we used the galaxy distribution from Hand et al. [36].

In the high moment approximation ($l \gg 1$), we can use the Limber formula $\int k^2 dk j_l(k\chi) j_l(k\chi') = (\pi/\chi^2) \delta(\chi - \chi')$ to study the lensing potential in small angular scales, yielding

$$C_l^{\phi\phi} \simeq 9 \int_0^\infty \frac{d\chi}{\chi^2} (1+z)^2 \frac{H_0^4 \Omega_m^2}{k^4} \left(\frac{\chi_* - \chi}{\chi_* \chi} \right)^2 P_m(k, z). \quad (16)$$

Now using the fact that in small angle limit the wavenumber becomes $k = l/\chi$ and also by exchanging the variable of integral from comoving distance to redshift results in

$$l^4 C_l^{\phi\phi} = \int_0^{z_*} dz W^\phi(z) P_m\left(\frac{l}{\chi(z)}, z\right) \quad (17)$$

where W^ϕ is the kernel of lensing potential obtained as

$$W^\phi(z) = 9 \frac{(cH_0^{-1})^{-3}}{E(z)} \chi^2 \left(\frac{\chi_* - \chi}{\chi_* \chi} \right)^2 \Omega_m^2 (1+z)^2, \quad (18)$$

in which $E(z) \equiv H(z)/H_0$.

We can also find the angular power spectrum of convergence $\hat{\kappa}$, which is defined as follows

$$\hat{\kappa} \equiv \frac{1}{2} \nabla_{\hat{n}}^2 \phi(\hat{n}). \quad (19)$$

Accordingly, the angular power spectrum $C_l^{\kappa_c \kappa_c}$ is obtained to be

$$C_l^{\kappa_c \kappa_c} = \frac{9}{4} \int_0^{z_*} \frac{dz}{E(z)} (1+z)^2 H_0^3 \Omega_m^2 \chi^2 \left(\frac{\chi_* - \chi}{\chi_* \chi} \right)^2 P_m(k, z). \quad (20)$$

Worth to mention that observationally both the lensing and convergence power spectrum are used to constrain the cosmological models. In the next sections we study the deviation from isotropic and scale invariant initial conditions for primordial power spectrum.

B. Cosmic shear and cross correlation with CMB lensing

On cosmological scales besides the CMB lensing there is another lensing effect known as the cosmic shear. This effect is the distortion of the light of the source galaxies in weak gravitational lensing limit by the surrounding matter

distribution[30–32]. This effect has been seen in different weak lensing surveys [33–35]. In order to study the weak lensing effect of structures in late time, we define the convergence as the weighted integral of matter density contrast in line of sight as follows

$$\kappa(\hat{n}) = \int_0^\infty dz W(z) \delta(\chi(z)\hat{n}, z). \quad (21)$$

Here $W(z)$ is the weighting function which is related to the cosmological model and to the distribution of the sources via

$$W^{\kappa_g}(z) = \frac{3}{2} \Omega_m H_0^2 \frac{1+z}{H(z)} \chi(z) \int_z^\infty dz_s \frac{dn(z)}{dz_s} \frac{\chi(z_s) - \chi(z)}{\chi(z_s)}, \quad (22)$$

where z_s represents the redshift of the source and $dn(z)/dz_s$ is the distribution of sources in redshift space. In the case of the CMB lensing, the source is localized at z_* and we obtain Eq. (20) with the kernel of CMB lensing W^{κ_c} defined as below

$$W^{\kappa_c} = \frac{3}{2} \Omega_m H_0^2 \frac{1+z}{H(z)} \chi(z) \times \frac{\chi(z_*) - \chi(z)}{\chi(z_*)}. \quad (23)$$

For the cosmic shear, we need to know the distribution of the source galaxies. Beside the CMB lensing and cosmic shear angular power spectrum, we can plot the cross correlation of the CMB-cosmic shear as:

$$C_l^{\kappa_c \kappa_g} = \int_0^\infty dz \frac{H(z)}{\chi^2(z)} W^{\kappa_c}(z) W^{\kappa_g}(z) P(k, z). \quad (24)$$

In Fig. (1), we plot the kernels of the CMB lensing potential ($i = \phi$) introduced in Eq. (18), CMB lensing convergence ($i = \kappa_c$) introduced in Eq. (23) and the galaxy lensing convergence ($i = \kappa_g$) introduced in Eq.(22) as a function of the redshift. An important point to indicate is that the kernels in the standard Λ CDM model are just functions of the redshift. The figure shows the effectiveness of each redshift bin on the overall signal. Also one must be cautious that the galaxy lensing kernel is very sensitive to the selection function dn/dz , which shows the number density of the observed galaxies in each redshift bin. This distribution is very well affected by the characteristics of the galaxy survey. For W^{κ_g} we used the galaxy distribution from Hand et al. [36]. In the next section we will discuss the deviation from standard primordial conditions and study its effect on CMB and galaxy lensing.

III. DEVIATION FROM THE STANDARD PRIMORDIAL PERTURBATIONS

As mentioned before the primordial fluctuations are nearly Gaussian, nearly scale invariant and isotropic. In this section we propose a number of phenomenological models for primordial power spectrum which deviate from these standard assumptions. Our goal is to study the imprints of these deviations on the CMB lensing.

A. Hemispherical asymmetry: the general approach

In Grishchuk and Zeldovich [37] there is a theoretical motivation to study the effect of the dipole asymmetry in primordial universe and later its implications on observable universe such as on CMB. There were indications of dipole asymmetry in WMAP data [27]. The subsequent Planck observations also seem to support the existence of dipole asymmetry [23, 24], also see [38–41] for follow up works on CMB analysis in the presence of dipole asymmetry. This has caused significant interests on theoretical and observational implications of hemispherical asymmetry. The simplest realization of hemispherical asymmetry is in the form of dipole modulation

$$\Delta T(\hat{n}) = \overline{\Delta T}(\hat{n}) [1 + A_d \hat{n} \cdot \hat{p}] \quad (25)$$

in which $\overline{\Delta T}(\hat{n})$ is the isotropic temperature fluctuation, A_d is the amplitude of dipole, \hat{n} is the direction of the observation and \hat{p} is the preferred direction in sky. The Planck team found $\hat{p} = (\ell = 227, b = -27)$ in galactic coordinate with the amplitude $A_d \simeq 0.07$. In addition, the Planck data indicates a non-trivial scale dependence for dipole asymmetry, i.e. $A_d = A_d(k)$, such that the amplitude of dipole falls off rapidly for angular scale $l > 100$.

There is no convincing theoretical understanding of hemispherical asymmetry. One promising approach is the idea of long mode modulations [42]. In this picture a long mode k_L , which is much bigger than the Hubble radius, causes the asymmetry by modulating the background inflationary parameters such as the inflaton field or its velocity or by modulating the surface of end of inflation. However, it is not easy for this idea to work in simple models of inflation such as in single field models. Indeed it is shown in [43–45] that the amplitude of dipole modulation is related to the amplitude of local-type non-Gaussianity f_{NL} . In single field models of inflation with small (actually zero f_{NL}) there is no chance to generate dipole asymmetry with large enough amplitude. Therefore, one has to look for beyond simple slow roll models of inflation employing ideas such as multiple fields models like curvaton scenarios, iso-curvature perturbations, domain walls, non-vacuum inflationary initial conditions etc. For a list of various theoretical works on these directions see [46]. If the power asymmetry is not a statistical fluke it indicates towards a non-trivial early universe physics.

Now using the fact that $\mathcal{P}_{\mathcal{R}} \sim \langle \Delta T^2(\hat{n}) \rangle$ the primordial power spectrum is obtained to be

$$\mathcal{P}_{\mathcal{R}} = \mathcal{P}_{\mathcal{R}}^{iso}(k) \left[1 + 2A_d \hat{n} \cdot \hat{p} \right]. \quad (26)$$

In this section we would like to study the effect of this dipole modulation on CMB lensing. However, before that we extend the above dipole modulation to more general modulation in which

$$\mathcal{P}_{\mathcal{R}}(k) = \mathcal{P}_{\mathcal{R}}^{iso}(k) \left[1 + \sum_{l''m''} f_{l''m''}(k) Y_{l''m''}(\theta) \right] \quad (27)$$

where θ is the angle between the patch in the sky and the preference direction and $f_{l''m''}$ is the coefficient which determines the amplitude of anisotropy and in general can be a function of wavenumber. The specific case of $(l'', m'') = (1, 0)$ gives the dipole modulation.

In order to obtain the angular power spectrum of CMB lensing potential, we use Eqs. (7) and (8) :

$$\begin{aligned} \sum_{lm'l'm'} \langle \phi_{lm}^* \phi_{l'm'} \rangle Y_{l'm'}(\hat{n}') Y_{lm}^*(\hat{n}) &= 16\pi \sum_{lm'l'm'} \int_0^{\chi_*} d\chi \int_0^{\chi_*} d\chi' \left(\frac{\chi_* - \chi}{\chi_* \chi} \right) \left(\frac{\chi_* - \chi'}{\chi_* \chi'} \right) \times \int \frac{dk}{k} \mathcal{T}(k; \eta) \mathcal{T}(k; \eta') \mathcal{P}_{\mathcal{R}}^{iso}(k) \\ &\times \left[1 + \sum_{l''m''} f_{l''m''}(k) Y_{l''m''}(\theta) \right] j_l(k\chi) j_{l'}(k\chi') Y_{lm}^*(\hat{n}) Y_{l'm'}(\hat{n}') \delta_{ll'} \delta_{mm'} \end{aligned} \quad (28)$$

The anisotropic angular power spectrum $C_{lm,l'm'}^{\phi\phi}$ is defined as below

$$\langle \phi_{lm} \phi_{l'm'}^* \rangle = C_{lm,l'm'}^{\phi\phi} \quad (29)$$

The isotropic part is the same as Eq.(9). For the anisotropic contribution, we use an approximation to simplify the equation. Suppose we perform the statistics in a patch in the sky which has the angle θ relative to the preference direction. We assume the patch is large enough to produce large enough statistics and small enough to be considered isotropic in the sky. This approximation is valid as long as the variation in asymmetry power spectrum across the sky is small. Considering the anisotropic part of Eq. (28) we obtain

$$\begin{aligned} \sum_{lm'l'm'} \langle \phi_{lm}^* \phi_{l'm'} \rangle Y_{l'm'}(\hat{n}') Y_{lm}^*(\hat{n}) &= 16\pi \sum_{lm'l'm'} \int_0^{\chi_*} d\chi \int_0^{\chi_*} d\chi' \left(\frac{\chi_* - \chi}{\chi_* \chi} \right) \left(\frac{\chi_* - \chi'}{\chi_* \chi'} \right) \int \frac{dk}{k} \mathcal{T}(k; \eta) \mathcal{T}(k; \eta') \\ &\times \mathcal{P}_{\mathcal{R}}^{iso}(k) \sum_{l''m''} f_{l''m''} Y_{l''m''}(\theta) j_l(k\chi) j_{l'}(k\chi') Y_{lm}^*(\hat{n}) Y_{l'm'}(\hat{n}') \delta_{ll'} \delta_{mm'} \end{aligned} \quad (30)$$

Using statistical isotropy in each patch $\langle \phi_{lm} \phi_{l'm'}^* \rangle \simeq \delta_{ll'} \delta_{mm'} C_l^{\phi\phi}(\theta)$. Now by expanding $C_l^{\phi\phi}$ in spherical harmonics space with respect to θ

$$C_l^{\phi\phi}(\theta) \simeq \sum_{l''m''} C_{l''m''}^{\phi\phi} Y_{l''m''}(\theta), \quad (31)$$

and rewriting Eq. (30) in terms of the new coefficient of expansion, we obtain

$$C_{l''m''}^{\phi\phi}(\theta) = 16\pi \int_0^{\chi_*} d\chi \int_0^{\chi_*} d\chi' \left(\frac{\chi_* - \chi}{\chi_* \chi} \right) \left(\frac{\chi_* - \chi'}{\chi_* \chi'} \right) \times \int \frac{dk}{k} \mathcal{T}(k; \eta) \mathcal{T}(k; \eta') \mathcal{P}_{\mathcal{R}}^{iso}(k) f_{l''m''} j_l(k\chi) j_{l'}(k\chi'). \quad (32)$$

For different patches the coefficients $f_{l''m''}$ are different, so $f_{l''m''}$ is a function of θ . As it is obvious from Eq. (32), the asymmetry in lensing power spectrum is induced from the asymmetric nature of the primordial curvature perturbation power spectrum in Eq. (27).

Having presented the general form of lensing power spectrum for arbitrary shape of asymmetry, in the next subsection we study the special case of dipole modulation.

B. Dipole asymmetry

In the special case of dipole asymmetry in the primordial power spectrum we have

$$\mathcal{P}_{\mathcal{R}}(k) = \mathcal{P}_{\mathcal{R}}^{iso}(k) \left[1 + A(k) \hat{\mathbf{p}} \cdot \hat{\mathbf{n}} \right] = \mathcal{P}_{\mathcal{R}}^{iso}(k) \left[1 + 2A(k) \sqrt{\frac{\pi}{3}} Y_{10}(\theta) \right] \quad (33)$$

Note that we have allowed for the scale dependence of dipole amplitude $A(k)$.

Now considering the fact that the dipole modulation is a specific sample of general anisotropy in real space, from Eq. (32) we obtain

$$C_{l10}^{\phi\phi}(\theta) = 16\pi \int_0^{\chi^*} d\chi \int_0^{\chi^*} d\chi' \left(\frac{\chi_* - \chi}{\chi_* \chi} \right) \left(\frac{\chi_* - \chi'}{\chi_* \chi'} \right) \times \int \frac{dk}{k} \mathcal{T}(k; \eta) \mathcal{T}(k; \eta') \mathcal{P}_{\mathcal{R}}^{iso}(k) A(k) j_l(k\chi) j_l(k\chi'). \quad (34)$$

where f_{10} is replaced by $A(k)$.

One important issue to consider is the scale dependence of dipole asymmetry. As mentioned before the CMB data shows that the dipole is effective only on large scales (small moments). In order to quantify this scale dependence we consider the amplitude of the dipole modulation $A(k)$ to have the following scaling form

$$A(k) = A_d \left(\frac{k}{k_d} \right)^{n_d - 1} \quad (35)$$

where A_d is a constant, k_d represents the scales at which the anisotropy is damped and n_d is the spectral index of dipole power spectrum.

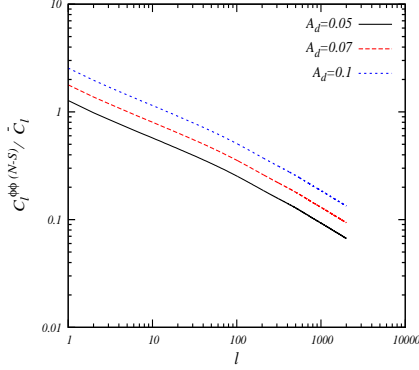


FIG. 2: The fractional difference in angular power of CMB lensing potential in northern and southern hemispheres of CMB sky compared to the standard case, $C_l^{\phi\phi(N-S)}/\bar{C}_l$ as defined in Eq. (36) is plotted versus moments. The plots are for amplitudes $A_d = 0.05$ (black solid line), $A_d = 0.07$ (red long dashed line) and $A_d = 0.1$ (blue dashed line). In all case the spectral index of dipole modulation is $n_d = 0.5$ and the pivot wavenumber of dipole modulation is set to $k_d = 0.05h/Mpc$

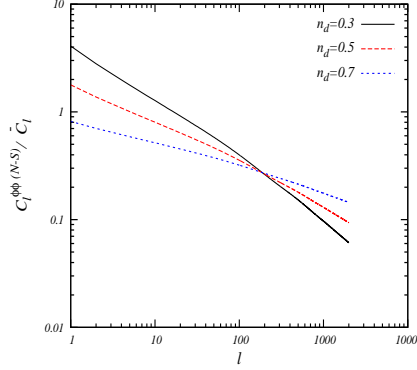


FIG. 3: The plot of $C_l^{\phi\phi(N-S)}/\bar{C}_l$ for $n_d = 0.3$ (black solid curve), $n_d = 0.5$ (red long dashed curve) and $n_d = 0.7$ (blue dashed curve) with $A_d = 0.07$ and $k_d = 0.05h/Mpc$ for all curves.

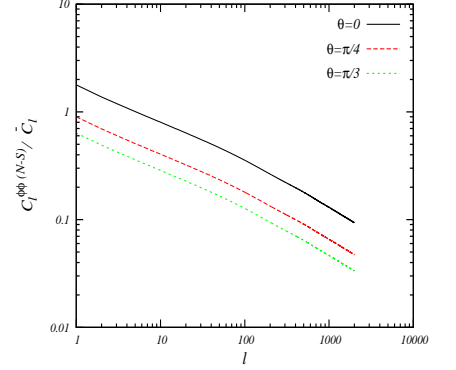


FIG. 4: The plot of $C_l^{\phi\phi(N-S)}/\bar{C}_l$ for different values of θ : $\theta = 0$ (black solid curve), $\theta = \pi/4$ (red long dashed curve) and $\theta = \pi/3$ (blue dashed curve) with $A_d = 0.07$ and $k_d = 0.05h/Mpc$ for all curves.

One can compare $C_l^{\phi\phi}(\theta)$ in different directions in order to probe the amplitude of dipole modulation. It is also possible to test the scale dependence of $A(k)$. Taking into account the scale dependent anisotropy in CAMB code one can estimate the lensing potential power spectrum for different patches in the sky and check the consistency of model with observations. We consider the observable quantity introduced below in order to check the prediction of anisotropic model on CMB lensing potential

$$C_l^{\phi\phi(N-S)}/\bar{C}_l = \frac{C_l^{North} - C_l^{South}}{\bar{C}_l}, \quad (36)$$

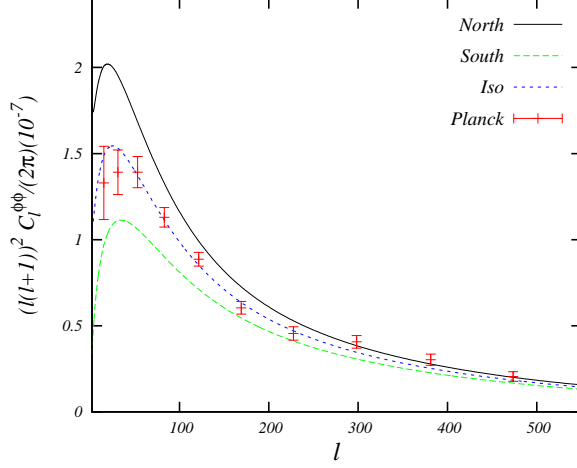


FIG. 5: The angular power spectrum of CMB lensing potential for the isotropic case (blue dashed curve), for northern hemisphere (black solid curve) and for southern hemisphere (green long dashed curve) with $A_d = 0.07$, $n_d = 0.5$ and $k_d = 0.05h/Mpc$. The data points are from Planck Lensing map reconstruction.

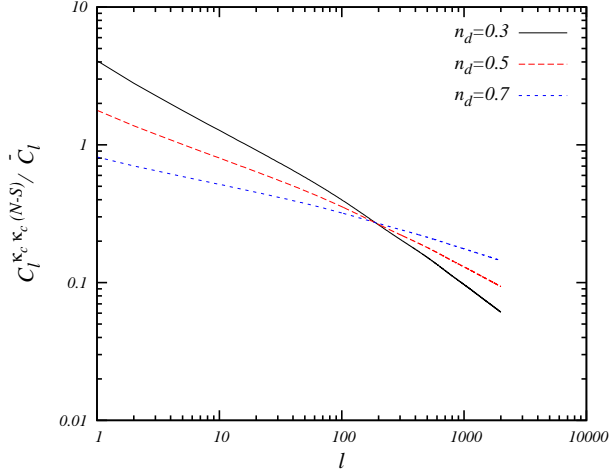


FIG. 6: The fractional difference of the angular power of CMB lensing convergence in northern and southern hemispheres of CMB sky compared to the standard case $C_l^{\kappa_c \kappa_c(N-S)} / \bar{C}_l$: For $n_d = 0.3$ (black solid curve), $n_d = 0.5$ (red long dashed curve) and $n_d = 0.7$ (blue dashed curve) with $A_d = 0.07$ and $k_d = 0.05h/Mpc$ for all curves.

where C_l^{North} and C_l^{South} are the powers in northern and southern hemispheres of the sky defined with respect to the asymmetric direction of dipole and \bar{C}_l is the isotropic power spectrum. Note that $C_l^{\phi\phi(N-S)}$ is an observable quantity. By comparing between the northern and southern hemispheres of CMB sky, one can obtain this quantity from observation. Theoretically, on the other hand, we can obtain $C_l^{\phi\phi(N-S)}$ from the CAMB code. Finally we can examine the consistency of the model.

In Fig. (2) $C_l^{\phi\phi(N-S)} / \bar{C}_l$, as defined in Eq. (36), is plotted versus the moment l for different values of dipole amplitude: $A_d = 0.05$ (black solid curve), $A_d = 0.07$ (red long dashed curve) and $A_d = 0.1$ (blue dashed curve). In all cases the spectral index of dipole modulation is $n_d = 0.5$ and the pivot wavenumber of dipole modulation is set to $k_d = 0.05h/Mpc$. The figure shows that probing the CMB lensing in two opposite hemispheres can constrain the amplitude of the dipole modulation.

In Fig. (3), $C_l^{\phi\phi(N-S)} / \bar{C}_l$ is plotted for different values of n_d : $n_d = 0.3$ (black solid curve), $n_d = 0.5$ (red long dashed curve), $n_d = 0.7$ (blue dashed curve). In all cases $A_d = 0.07$ and $k_d = 0.05h/Mpc$. The Figure shows that a smaller spectral index introduces more negative slope for the power and accordingly the difference in dipole modulation in low and high momenta are more enhanced. The fixed point where all powers have the same magnitude represents the

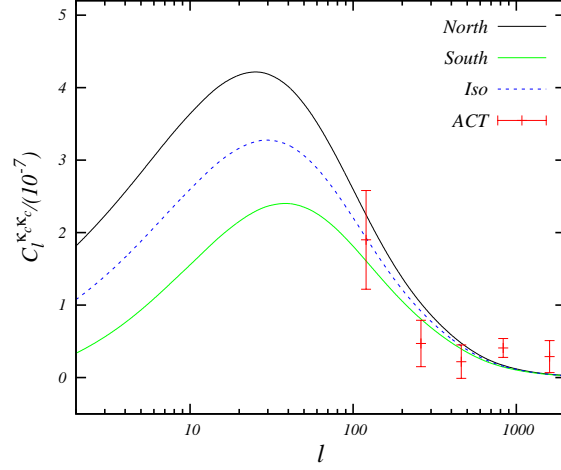


FIG. 7: The angular power spectrum of CMB lensing convergence versus moments in logarithmic scale: the isotropic case (blue dashed line), northern hemisphere (black solid line), southern hemisphere (green long dashed line). The data points are from ACT project [36].

pivot wavenumber. Accordingly we assert that the CMB lensing is a promising tool to constrain the scale dependence of the dipole modulation. Measuring the high and low moments of lensing potential can be used as a criteria to constrain the spectral index of the modulation.

In Fig. (4), $C_l^{\phi\phi(N-S)}/\bar{C}_l$ is plotted for different values of θ : $\theta = 0.0$ (black solid curve), $\theta = \pi/4$ (red long dashed curve) and $\theta = \pi/3$ (blue dashed curve) in which in all plots $A_d = 0.07$ and $k_d = 0.05h/Mpc$.

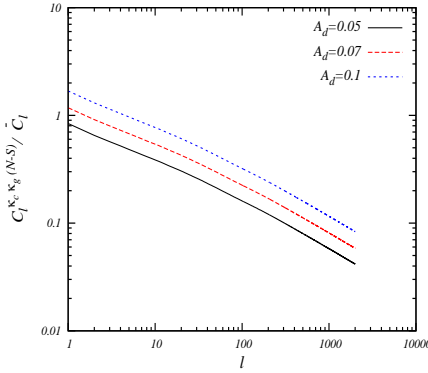


FIG. 8: The plot of fractional difference for CMB lensing convergence in northern and southern hemispheres of CMB sky compared to the standard case $C_l^{\kappa_c \kappa_g(N-S)}$: $A_d = 0.05$ (black solid curve), $A_d = 0.07$ (red long dashed curve), $A_d = 0.1$ (blue dashed curve) with $n_d = 0.5$ and $k_d = 0.05h/Mpc$ for all curves.

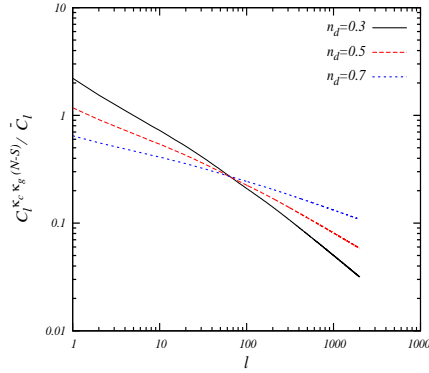


FIG. 9: The plot of $C_l^{\kappa_c \kappa_g(N-S)}$ for $n_d = 0.3$ (black solid curve), $n_d = 0.5$ (red long dashed curve) and $n_d = 0.7$ (blue dashed curve) with $A_d = 0.07$ and $k_d = 0.05h/Mpc$ for all curves.

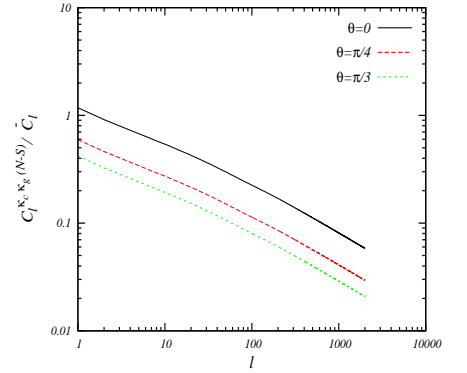


FIG. 10: The The plot of $C_l^{\kappa_c \kappa_g(N-S)}$ for different values of θ : $\theta = 0.0$ (black solid curve), $\theta = \pi/4$ (red long dashed curve) and $\theta = \pi/3$ (blue dashed curve) with $A_d = 0.07$ and $k_d = 0.05h/Mpc$ for all curves.

In Fig. (5) we plot the full sky angular power spectrum of CMB lensing potential for the Λ CDM case and the cases with the maximum power modulation (northern hemisphere) and minimum power modulation (southern hemisphere) with $A_d = 0.07$, $n_d = 0.5$ and $k_d = 0.05h/Mpc$.

Fig. (5) show that the maximum deviation from standard case is in low multipole ($l < 100$), however the analysis of large patches to detect the dipole modulation is difficult due to limitation from cosmic variance.

Beside the CMB lensing potential, we can investigate the effect of the dipole modulation on the CMB lensing convergence as well. For this purpose, and similar to $C_l^{\phi\phi(N-S)}$ defined in Eq. (36), we define $C_l^{\kappa_c \kappa_g(N-S)}$ as the

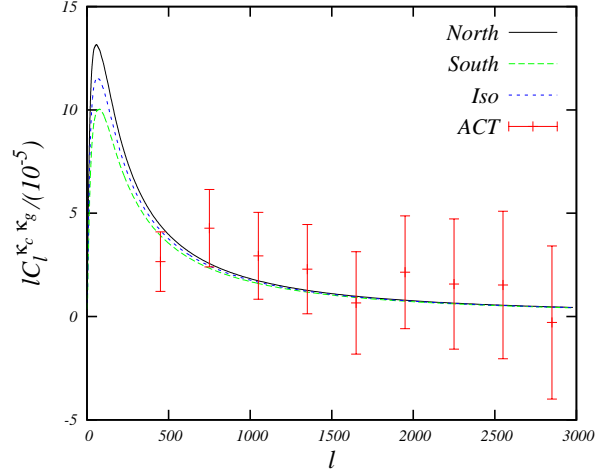


FIG. 11: The cross angular power spectrum of CMB lensing convergence and galaxy lensing convergence: the isotropic case (blue dashed line), the northern hemisphere (black solid line) and the southern hemisphere (green long dashed line). The data points are from ACT project [36].

difference of the convergence angular power spectrum between the northern and southern hemispheres.

In Fig.(6), we present the effects of n_d on $C_l^{\kappa_c \kappa_g(N-S)}$, it is obvious that the behavior of the CMB convergence power spectrum is very similar to the lensing power, accordingly the effect of change in amplitude and the dependence of the power to θ is very similar to Figs.(2) and (4). However the CMB convergence can be used as a complementary observation for lensing potential power to probe modulation and its scale dependence.

In Fig (7) we plot $C_l^{\kappa_c \kappa_g}$ for the northern and southern hemispheres with $n_d = 0.5$, $k_d = 0.01/Mpc$ and $A_d = 0.07$. We compare the results with the data from Atacama Cosmology Telescope (ACT) [36]. The important point is that the most significant deviation occurs in low multipoles while the convergence data from ACT can span the high multipoles. This is because the telescope has a field of view of $22' \times 26'$ which scan the CMB in three frequencies in a seasonal way. However the small field of view of the telescope will help to map the CMB lensing in different patches with different angles with respect to the dipole direction. Accordingly our proposal for detecting the signal of dipole modulation is to study the CMB lensing convergence in each patch of observational sky separately without combining all the data.

Beside the effects of large scale structure lensing on CMB photons, we can also use the cosmic shear and cross-correlate the convergence of galaxy lensing with CMB lensing. The cross-correlation of the CMB lensing and galaxy lensing permits us to probe the signal of modulation for larger angular moments as well. For this purpose, and similar to $C_l^{\phi\phi(N-S)}$, we define $C_l^{\kappa_c \kappa_g(N-S)}$ as a measure of the difference of the cross angular power spectrum of CMB lensing convergence and galaxy lensing convergence between two hemispheres.

In Fig. (8), Fig. (9) and Fig. (10) we study respectively the effect of A_d , n_d and θ on $C_l^{\kappa_c \kappa_g(N-S)}$. The curve descriptions respectively are the same as in Fig. (2), Fig. (3) and Fig. (4).

In Fig. (11) we compare the signal of cross-correlation of CMB lensing and galaxy lensing $C_l^{\kappa_c \kappa_g}$. The curve descriptions are the same as in Fig. (7). The data points are from the joint analysis of the ACT data for CMB lensing and CFHTLenS data for galaxy lensing[36]. An important point to indicate is that the cross angular power spectrum of CMB lensing convergence and galaxy lensing convergence depends on the Kernel of the galaxies, accordingly each galaxy sample can change the moment dependence of the signal due to its specific Kernel. This is important because future LSS surveys will provide us with new catalogs of galaxy lensing in different redshift and accordingly different Kernels.

C. Deviation from Scale Invariance

One way to check the deviation from the standard initial conditions for primordial perturbations is to study the behavior of primordial power in different wavenumbers. Scale invariance is a key property of primordial fluctuations which is observed from the scales of CMB down to the scale of group of galaxies at $k \simeq 1h/Mpc$. However, there is no direct test of scale invariance or its violation on smaller scales. In this sub-section we study the effect of a strong

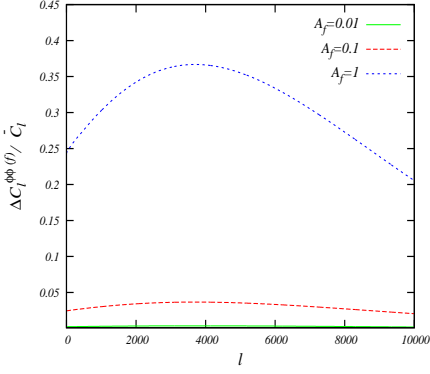


FIG. 12: The fractional change in CMB lensing potential due to feature $\Delta C_l^{\phi\phi(f)}/\bar{C}_l$: $A_f = 0.01 h/Mpc$ (solid green curve), $A_f = 0.1 h/Mpc$ (red long dashed curve) and $A_f = 1 h/Mpc$ (blue dashed curve) with $k_f = 1 h/Mpc$ and $\sigma_f = 1 h/Mpc$ for all curves.

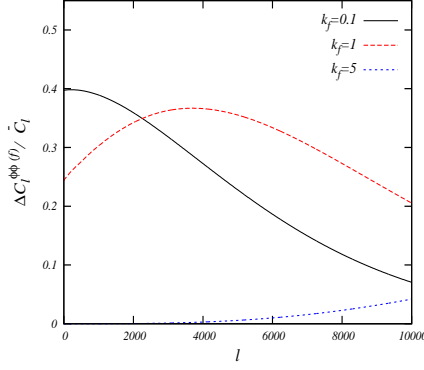


FIG. 13: The plot of $\Delta C_l^{\phi\phi(f)}/\bar{C}_l$: $k_f = 0.1 h/Mpc$ (solid black curve), $k_f = 1 h/Mpc$ (red long dashed curve) and $k_f = 5 h/Mpc$ (blue dashed curve) with $A_f = 1 h/Mpc$ and $\sigma_f = 1 h/Mpc$ for all curves.

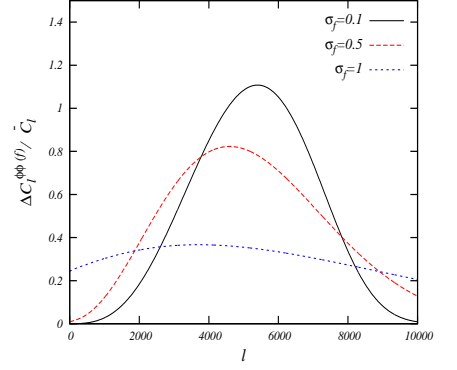


FIG. 14: The plot of $\Delta C_l^{\phi\phi(f)}/\bar{C}_l$: $\sigma_f = 0.1 h/Mpc$ (solid black curve), $\sigma_f = 0.5 h/Mpc$ (red long dashed curve) and $\sigma_f = 1 h/Mpc$ (blue dashed curve) with $A_f = 1 h/Mpc$ and $k_f = 1 h/Mpc$ for all curves.

violation of scale invariance in primordial power spectrum on small scales $k \sim 1 h/Mpc$ which is now out of the access of large scale structure surveys.

As a toy model, we consider a model of primordial power spectrum with localized feature at a specific wavenumber k_f (the subscript f stands for feature) in the following form

$$\mathcal{P}_{\mathcal{R}}(k) = \bar{\mathcal{P}}_{\mathcal{R}}(k) \left[1 + A_f \delta(k - k_f) \right], \quad (37)$$

where $\bar{\mathcal{P}}_{\mathcal{R}}(k)$ is the standard power spectrum of Λ CDM model with isotropic, scale invariance and Gaussian initial conditions. In this parameterizations A_f measures the amplitude of the local feature at the wavenumber k_f . Our goal is to see how this local feature affect the observation of the CMB-lensing. For a relevant study concerning the effects of local feature on the abundance of large scale structures see [47].

Here let us pause to provide the theoretical motivation for generating local feature and its naturalness in inflationary dynamics. In its simplest realization, inflation is driven by a single field slowly rolling over a flat potential. In this simple picture, the primordial power spectrum is very nearly scale-invariant in all observable scales. However, there is no fundamental reason that inflationary dynamics should follow this simple picture. Indeed, it is quite reasonable that there are many fields during inflation which can affect the dynamics of inflaton field sometime during its evolution. In particular, if some of the fields trigger an instability in field space, then this instability may imprint itself as a local violation of slow roll conditions on inflaton dynamics. This local violation of slow roll conditions can be captured effectively as a local glitch in power spectrum as presented in Eq. (37). For a realization of these kinds of inflationary scenarios see [48]. Of course the local feature represented by Eq. (37) is oversimplified and a real primordial feature may have a more non-trivial shape than this highly localized shape. Having that said, we use Eq. (37) as a toy model which can help us to perform the analysis analytically. As we shall see, in our numerical analysis and plots we extend this artificial feature into a more realistic feature in which the bump has a Gaussian width.

Inserting the primordial power spectrum given in Eq. (37) in the angular power spectrum of lensing potential defined in Eq.(11), we can calculate the modified power spectrum of CMB-lensing potential. Keeping in mind that the power spectrum does not depend on the direction of wavenumber $\hat{\mathbf{k}}$ we can separate the integral over the comoving part and the wavenumber part as follows

$$C_l^{\phi\phi} = 16\pi \int \frac{dk}{k} \bar{\mathcal{P}}_{\mathcal{R}}(k) (1 + A_f \delta(k - k_f)) \left[\int_0^{\chi_*} d\chi \left(\frac{\chi_* - \chi}{\chi_* \chi} \right) T(k; \eta) j_l(k\chi) \right]^2. \quad (38)$$

Now we can calculate the modification induced from the local feature $\Delta C_l^{\phi\phi(f)}$. This modification is a function of A_f , k_f and also the standard model parameters defined as below

$$\Delta C_l^{\phi\phi(f)}(A_f, k_f) \equiv C_l^{\phi\phi} - \bar{C}_l^{\phi\phi} = \frac{16\pi A_f}{k_f} \bar{\mathcal{P}}_{\mathcal{R}}(k_f) \left[\int_0^{\chi_*} d\chi \left(\frac{\chi_* - \chi}{\chi_* \chi} \right) T(k_f; \eta) j_l(k_f \chi) \right]^2, \quad (39)$$

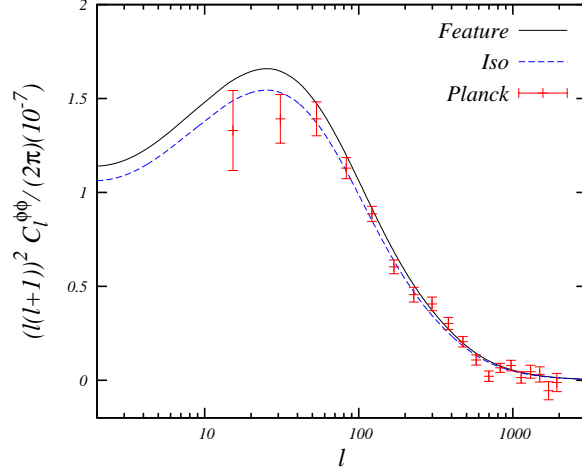


FIG. 15: The CMB lensing potential is plotted in logarithmic scales for standard case of Λ CDM (blue dashed line) and for a Gaussian feature with $A_f = 0.3h/Mpc$, $k_f = 1h/Mpc$ and $\sigma_f = 1h/Mpc$. The data point is taken from lensing reconstruction of Planck data.

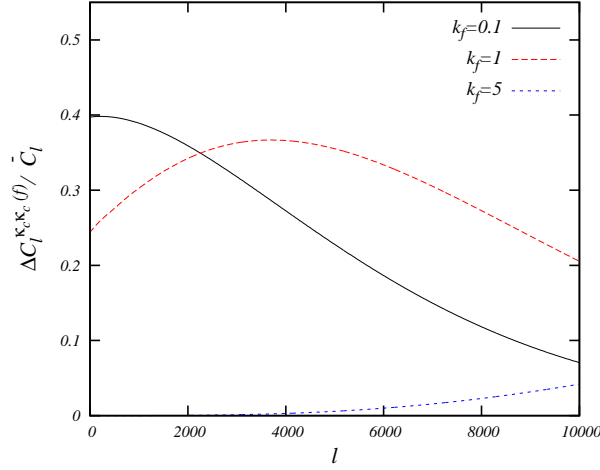


FIG. 16: The fractional change in angular power spectrum of lensing convergence, $\Delta C_l^{\kappa_c \kappa_c(f)} / \bar{C}_l$ for $k_f = 0.1h/Mpc$ (solid black curve), $k_f = 1h/Mpc$ (red long dashed curve) and $k_f = 5h/Mpc$ (blue dashed curve) with $A_f = 1h/Mpc$ and $\sigma_f = 1h/Mpc$ in all curves.

where $\bar{C}_l^{\phi\phi}$ is the angular power spectrum of lensing potential in the standard case, i.e. in the absence of local feature.

As mentioned before, the local feature presented in Eq. (37) is over-simplified mainly to allow us to perform the above integrals analytically. However, in order to study more realistic cases, we can change the Dirac delta-function in Eq. (37) by a Gaussian function defined as

$$\Delta \mathcal{P}_{\mathcal{R}} = \frac{A_f \bar{\mathcal{P}}_{\mathcal{R}}(k)}{\sqrt{2\pi}\sigma_f} e^{-(k-k_f)^2/2\sigma_f^2}, \quad (40)$$

where σ_f is the width of the Gaussian function of the feature and k_f is the wavenumber where the feature is centered. We use the above realistic feature in our numerical plots.

In Fig.(12), the fractional change in lensing potential due to feature, $\Delta C_l^{\phi\phi(f)} / \bar{C}_l$, is plotted. The feature has Gaussian shape as in Eq. (40) with $k_f = 1h/Mpc$ and $\sigma_f = 1h/Mpc$ held fixed. Plots are for different values of the amplitude, $A_f = 1h/Mpc$ (blue dotted line), $A_f = 0.1h/Mpc$ (red long dashed line) and $A_f = 0.01h/Mpc$ (green solid line). Fig. (12) shows that for features with large amplitudes the CMB lensing can probe the deviation from the standard case.

In Fig. (13) we have plotted $\Delta C_l^{\phi\phi(f)} / \bar{C}_l$ for the feature with $A_f = 1h/Mpc$ and $\sigma_f = 1h/Mpc$ for different

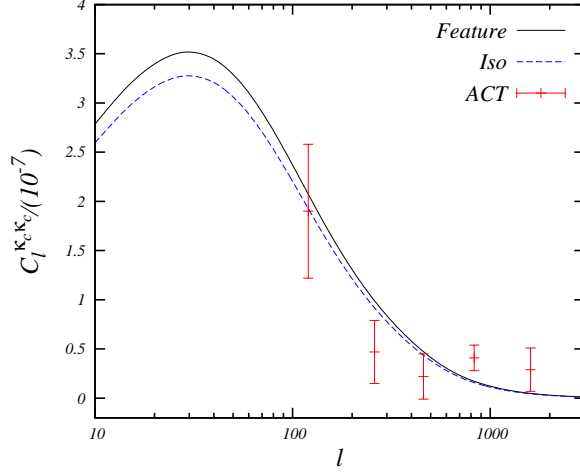


FIG. 17: The CMB lensing convergence in logarithmic scale for standard case of Λ CDM (blue dashed curve) and a Gaussian feature with $A_f = 0.3$, $k_f = 1h/Mpc$ and $\sigma_f = 1h/Mpc$ (black solid curve). The data point is taken from ACT data.

wavenumbers. An important fact is that by going to smaller scales (larger wavenumbers), the signal of deviation from scale invariance appears in higher moments l . Accordingly, if we want to probe the deviation of the initial power spectrum from scale invariance in smaller and smaller scales, we have to reconstruct the CMB lensing maps in higher moments with corresponding resolution. The highest moment of CMB lensing potential reconstruction is now in the moment of $l \simeq 1500$.

In Fig. (14), we have plotted the same quantity as in previous figures for different value of σ_f . The smaller values of variance lead to features in the angular power spectrum which have higher amplitudes and are more localized.

In Fig. (15) we have plotted the angular power spectrum of CMB lensing potential in log scale. The data points are from the Planck collaboration. The prediction of Λ CDM model with standard initial conditions and the Gaussian feature with $\sigma_f = 1h/Mpc$, $A_f = 0.3h/Mpc$ and $k_f = 1h/Mpc$ are jointly plotted. Generally a feature with positive amplitude increases the amplitude of power.

Now we can also investigate the effect of the feature on the angular power spectrum of lensing convergence. In Fig. (16) the fractional change in angular power spectrum of lensing convergence, $\Delta C_l^{\kappa_c \kappa_c(f)} / \bar{C}_l$, is plotted for different values of characteristic wavenumber k_f . The dependence of this fractional change in convergence power spectrum to the amplitude and the width of the feature is the same as in the CMB lensing potential. The important point to mention here is that the general behavior of the lensing convergence signal is the same as lensing potential.

In Fig.(17) we plot the CMB lensing convergence power spectrum $\Delta C_l^{\kappa_c \kappa_c(f)}$ for the Gaussian feature with $k_f = 1h/Mpc$, $A_f = 0.3h/Mpc$ and $\sigma_f = 1h/Mpc$. The convergence data points are from ACT collaboration[36].

As we discussed in the dipole modulation case study, the cross correlation of the CMB lensing and galaxy lensing improves the observational opportunity to test the deviations from the isotropic and scale invariant power spectrum for smaller scales (higher moments). Accordingly we study the effect of feature on the cross correlation power $\Delta C_l^{\kappa_c \kappa_g(f)}$. In Fig. (18) we plot $\Delta C_l^{\kappa_c \kappa_g(f)} / \bar{C}_l$ for different values of amplitude with $k_f = 1h/Mpc$ and $\sigma_f = 1h/Mpc$. It is worth to mention that the peak is shifted to smaller moments. In Fig. (19) and Fig. (20) we study respectively the effects of change in k_f and σ_f on $\Delta C_l^{\kappa_c \kappa_g(f)} / \bar{C}_l$.

In Fig. (21), we plot the angular power spectrum of the cross correlation of CMB lensing and galaxy lensing for both the standard case and the feature model with $A_f = 0.3h/Mpc$, $k_f = 1h/Mpc$ and $\sigma_f = 1h/Mpc$. The data points are taken from the ACT data.

A very important point to indicate is that the convergence data has a higher resolution and it spans the moments up to $l \simeq 2500$. Accordingly, the lensing convergence is a more prominent observation to test the deviation from scale invariance by the excess in amplitude on smaller scales.

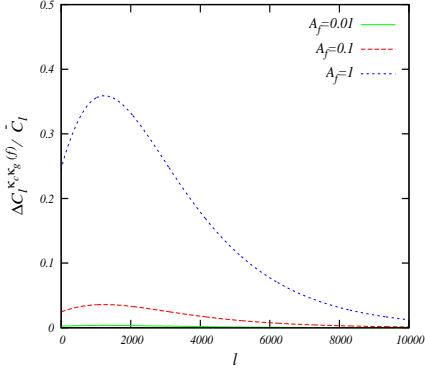


FIG. 18: The plot of $\Delta C_l^{\kappa_c \kappa_g(f)} / \bar{C}_l$ for $A_f = 0.01 h/Mpc$ (solid green curve), $A_f = 0.1 h/Mpc$ (red long dashed curve) and $A_f = 1 h/Mpc$ (blue dashed curve) with $k_f = 1 h/Mpc$ and $\sigma_f = 1 h/Mpc$ in all curves.

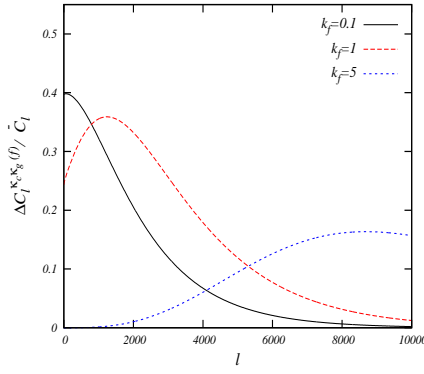


FIG. 19: The plot of $\Delta C_l^{\kappa_c \kappa_g(f)} / \bar{C}_l$ for $k_f = 0.1 h/Mpc$ (solid black curve), $k_f = 1 h/Mpc$ (red long dashed curve) and $k_f = 5 h/Mpc$ (blue dashed curve) with $A_f = 1 h/Mpc$ and $\sigma_f = 1 h/Mpc$ for all curves.

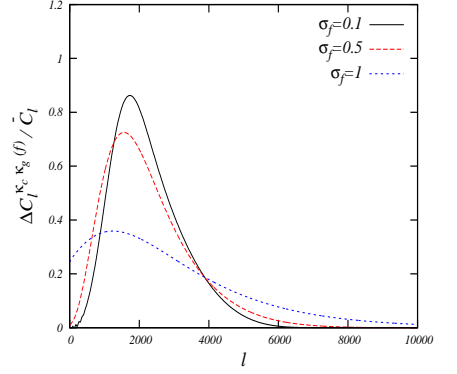


FIG. 20: The plot of $\Delta C_l^{\kappa_c \kappa_g(f)} / \bar{C}_l$ for $\sigma_f = 0.1 h/Mpc$ (solid black curve), $\sigma_f = 0.5 h/Mpc$ (red long dashed curve) and $\sigma_f = 1 h/Mpc$ (blue dashed curve) with $A_f = 1 h/Mpc$ and $k_f = 1 h/Mpc$ for all curves.

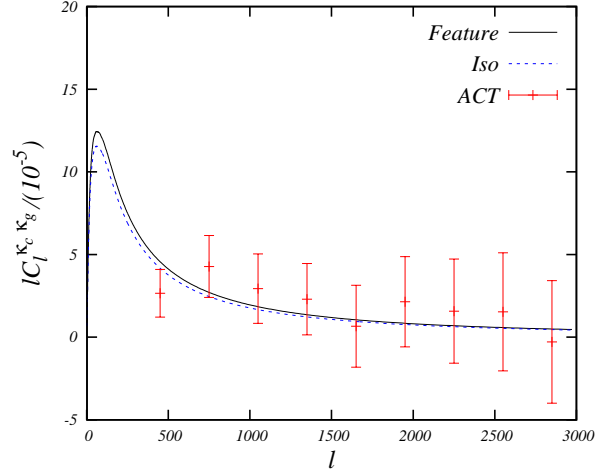


FIG. 21: The cross correlation of the CMB lensing convergence and galaxy lensing convergence for standard case of Λ CDM (blue dashed curve) and for the case of Gaussian feature with $A_f = 0.3 h/Mpc$, $k_f = 1 h/Mpc$ and $\sigma_f = 1 h/Mpc$ (black solid curve). The data point is taken from ACT data.

IV. SUMMARY AND CONCLUSIONS

Cosmological observations strongly support the standard model of cosmology with the initial conditions which are nearly isotropic, Gaussian, adiabatic and scale invariant. However it is crucial to test the properties of initial conditions with different observations and on different scales. In this work we have proposed that the CMB lensing can be a prominent new observational tool to investigate the physics of initial conditions. The CMB lensing can be a unique way to test this deviations. This is because the map of last scattering photons is distorted by the structures between the observer and CMB while these late time structures carry rich information about the physics of early universe encoded in their statistical properties. In addition, we also suggested that the cross-correlation of CMB and galaxy lensing can also be used as a probe of initial conditions. In the case of the cross correlation, each galaxy sample probe a different range of wavenumbers due to its corresponding kernel which is related to the distribution of the galaxies.

There are indications of hemispherical asymmetry in CMB observations. We have proposed that both the CMB lensing potential and CMB lensing convergence can be used to probe the amplitude of dipole modulation. An important feature is that the amplitude of the CMB lensing potential is sensitive to both the amplitude of dipole and also to the orientation with respect to the direction of dipole modulation. The future CMB observations are planned

to scan the last scattering surface with high resolution in small patches. Accordingly they can be used to address the predictions of this study. In addition the CMB lensing can probe the scale dependence of the dipole modulation. The Planck data suggests a non-trivial scale-dependence for dipole amplitude in which the amplitude of dipole falls off rapidly for $l > 60$. We showed that the CMB lensing potential (convergence) can be used to constrain the scale dependence of dipole modulation. In this work we considered the simple scaling relation $\Delta\mathcal{P} = A_f (k/k_d)^{(n_d-1)}$ for dipole amplitude and have plotted the signal of CMB lensing as a function of the spectral index of dipole modulation.

Another example of deviation from the standard primordial initial conditions which can be tested via CMB lensing is the deviation from scale invariance. The observational data from CMB and LSS show that up to scales of groups of galaxies the primordial power spectrum is scale invariant. However, there is no direct evidence that this scale invariance continues on smaller scales. In the second part of this work we have studied the question of deviation from scale invariance in the form of local feature in primordial power spectrum. In order to model this feature we have assumed a Gaussian-type bump in the primordial power on small scales $k > 1h/Mpc$. We studied the effect of the amplitude of the bump, the location of feature in momentum space k_f and the effect of the variance of Gaussian bump on the CMB lensing potential and convergence. We also studied the effect of feature on the cross correlation of CMB lensing convergence and galaxy lensing. We showed that this cross correlation has the ability to probe the signals in higher moments (small scales) in examining the scale dependence of primordial power spectrum.

There are other questions which one can studied in this direction. For example, one can study the question of statistical anisotropy in primordial power spectrum. This can arise for example in models of inflation containing background vector fields and gauge fields, for a review see [49]. Because of the the background vector field, the rotational symmetry is broken. The primordial power spectrum has the form

$$\mathcal{P}_{\mathcal{R}}(k) = \bar{\mathcal{P}}_{\mathcal{R}} \left[1 + g_* \left(\hat{\mathbf{v}} \cdot \hat{\mathbf{k}} \right)^2 \right], \quad (41)$$

in which $\hat{\mathbf{v}}$ represents the preferred direction in the sky and g_* measures the amplitude of quadrupole anisotropy. The date from Planck observations yield the constrain $|g_*| \lesssim 10^{-2}$ [50, 51]. Note that the anisotropy in Eq. (41) has a different nature than the dipole asymmetry in Eq. (26). Statistical anisotropy given in Eq. (41) is defined in Fourier space and measures anisotropy for each point in the sky while dipole asymmetry given in Eq. (26) holds in real space and only distinguishes two opposite hemispheres and not the individual points. It will be interesting to use the CMB lensing potential and CMB lensing convergence to probe the statistical anisotropy of the primordial perturbations.

Acknowledgments

We would like to thank Anthony Lewis, Anthony Challinor and Yashar Akrami for insightful comments.

-
- [1] P. A. R. Ade *et al.* [Planck Collaboration], “Planck 2015 results. XIII. Cosmological parameters,” arXiv:1502.01589 [astro-ph.CO].
 - [2] M. Tegmark *et al.* [SDSS Collaboration], “Cosmological parameters from SDSS and WMAP,” Phys. Rev. D **69**, 103501 (2004) [astro-ph/0310723].
 - [3] D. J. Eisenstein *et al.* [SDSS Collaboration], “Detection of the baryon acoustic peak in the large-scale correlation function of SDSS luminous red galaxies,” Astrophys. J. **633**, 560 (2005) [astro-ph/0501171].
 - [4] M. Tegmark *et al.* [SDSS Collaboration], “Cosmological Constraints from the SDSS Luminous Red Galaxies,” Phys. Rev. D **74**, 123507 (2006) [astro-ph/0608632].
 - [5] A. H. Guth, “The Inflationary Universe: A Possible Solution to the Horizon and Flatness Problems,” Phys. Rev. D **23**, 347 (1981).
 - [6] A. D. Linde, “A New Inflationary Universe Scenario: A Possible Solution of the Horizon, Flatness, Homogeneity, Isotropy and Primordial Monopole Problems,” Phys. Lett. B **108**, 389 (1982).
 - [7] A. Albrecht and P. J. Steinhardt, Phys. Rev. Lett. **48**, 1220 (1982).
 - [8] K. Sato, Mon. Not. Roy. Astron. Soc. **195**, 467 (1981).
 - [9] A. A. Starobinsky, Phys. Lett. B **91**, 99 (1980).
 - [10] P. A. R. Ade *et al.* [Planck Collaboration], “Planck 2015. XX. Constraints on inflation,” arXiv:1502.02114 [astro-ph.CO].
 - [11] P. A. R. Ade *et al.* [BICEP2 and Planck Collaborations], “A Joint Analysis of BICEP2/Keck Array and Planck Data,” [arXiv:1502.00612 [astro-ph.CO]].
 - [12] K. Array *et al.* [BICEP2 s Collaboration], “BICEP2 / Keck Array VI: Improved Constraints On Cosmology and Foregrounds When Adding 95 GHz Data From Keck Array,” arXiv:1510.09217 [astro-ph.CO].

- [13] S. Das, T. Louis, M. R. Nolta, G. E. Addison, E. S. Battistelli, J. R. Bond, E. Calabrese and D. C. M. J. Devlin *et al.*, “The Atacama Cosmology Telescope: temperature and gravitational lensing power spectrum measurements from three seasons of data,” *JCAP* **1404**, 014 (2014) [arXiv:1301.1037 [astro-ph.CO]].
- [14] R. Keisler, C. L. Reichardt, K. A. Aird, B. A. Benson, L. E. Bleem, J. E. Carlstrom, C. L. Chang and H. M. Cho *et al.*, “A Measurement of the Damping Tail of the Cosmic Microwave Background Power Spectrum with the South Pole Telescope,” *Astrophys. J.* **743**, 28 (2011) [arXiv:1105.3182 [astro-ph.CO]].
- [15] P. A. R. Ade *et al.* [Planck Collaboration], “Planck 2013 results. XVII. Gravitational lensing by large-scale structure,” *Astron. Astrophys.* **571** (2014) A17 [arXiv:1303.5077 [astro-ph.CO]].
- [16] P. A. R. Ade *et al.* [Planck Collaboration], “Planck 2015 results. XV. Gravitational lensing,” arXiv:1502.01591 [astro-ph.CO].
- [17] A. Lewis and A. Challinor, “Weak gravitational lensing of the cmb,” *Phys. Rept.* **429**, 1 (2006) [astro-ph/0601594].
- [18] P. A. R. Ade *et al.* [XXX Collaboration], “Planck 2015 results. XIV. Dark energy and modified gravity,” arXiv:1502.01590 [astro-ph.CO].
- [19] D. Hanson, K. M. Smith, A. Challinor and M. Liguori, “CMB lensing and primordial non-Gaussianity,” *Phys. Rev. D* **80**, 083004 (2009) [arXiv:0905.4732 [astro-ph.CO]].
- [20] L. Amendola, G. Ballesteros and V. Pettorino, “Effects of modified gravity on B-mode polarization,” *Phys. Rev. D* **90**, no. 4, 043009 (2014) [arXiv:1405.7004 [astro-ph.CO]].
- [21] T. Okamoto and W. Hu, “CMB lensing reconstruction on the full sky,” *Phys. Rev. D* **67**, 083002 (2003) [astro-ph/0301031].
- [22] R. Pearson, A. Lewis and D. Regan, “CMB lensing and primordial squeezed non-Gaussianity,” *JCAP* **1203**, 011 (2012) [arXiv:1201.1010 [astro-ph.CO]].
- [23] P. A. R. Ade *et al.* [Planck Collaboration], “Planck 2013 results. XXIII. Isotropy and statistics of the CMB,” *Astron. Astrophys.* **571**, A23 (2014) [arXiv:1303.5083 [astro-ph.CO]].
- [24] P. A. R. Ade *et al.* [Planck Collaboration], “Planck 2015 results. XVI. Isotropy and statistics of the CMB,” arXiv:1506.07135 [astro-ph.CO].
- [25] H. K. Eriksen, F. K. Hansen, A. J. Banday, K. M. Gorski and P. B. Lilje, “Asymmetries in the Cosmic Microwave Background anisotropy field,” *Astrophys. J.* **605**, 14 (2004) [Erratum-ibid. **609**, 1198 (2004)] [astro-ph/0307507].
- [26] H. K. Eriksen, G. Huey, R. Saha, F. K. Hansen, J. Dick, A. J. Banday, K. M. Gorski and P. Jain *et al.*, “A re-analysis of the three-year WMAP temperature power spectrum and likelihood,” *Astrophys. J.* **656**, 641 (2007) [astro-ph/0606088].
- [27] H. K. Eriksen, A. J. Banday, K. M. Gorski, F. K. Hansen and P. B. Lilje, “Hemispherical power asymmetry in the three-year Wilkinson Microwave Anisotropy Probe sky maps,” *Astrophys. J.* **660**, L81 (2007) [astro-ph/0701089].
- [28] Y. Akrami, Y. Fantaye, A. Shafieloo, H. K. Eriksen, F. K. Hansen, A. J. Banday and K. M. Gorski, “Power asymmetry in WMAP and Planck temperature sky maps as measured by a local variance estimator,” *Astrophys. J.* **784**, L42 (2014) [arXiv:1402.0870 [astro-ph.CO]].
- [29] D. J. Eisenstein and W. Hu, “Baryonic features in the matter transfer function,” *Astrophys. J.* **496**, 605 (1998) [astro-ph/9709112].
- [30] M. Bartelmann and P. Schneider, “Weak gravitational lensing,” *Phys. Rept.* **340**, 291 (2001) [astro-ph/9912508].
- [31] F. Bernardeau, “Gravitational lenses,” astro-ph/9901117.
- [32] A. Refregier, “Weak gravitational lensing by large scale structure,” *Ann. Rev. Astron. Astrophys.* **41**, 645 (2003) [astro-ph/0307212].
- [33] D. J. Bacon, A. R. Refregier and R. S. Ellis, “Detection of weak gravitational lensing by large-scale structure,” *Mon. Not. Roy. Astron. Soc.* **318**, 625 (2000) [astro-ph/0003008].
- [34] D. M. Wittman, J. A. Tyson, D. Kirkman, I. Dell’Antonio and G. Bernstein, “Detection of weak gravitational lensing distortions of distant galaxies by cosmic dark matter at large scales,” *Nature* **405**, 143 (2000) [astro-ph/0003014].
- [35] L. Fu *et al.*, “Very weak lensing in the CFHTLS Wide: Cosmology from cosmic shear in the linear regime,” *Astron. Astrophys.* **479** (2008) 9 [arXiv:0712.0884 [astro-ph]].
- [36] N. Hand *et al.*, “First Measurement of the Cross-Correlation of CMB Lensing and Galaxy Lensing,” *Phys. Rev. D* **91**, no. 6, 062001 (2015) [arXiv:1311.6200 [astro-ph.CO]].
- [37] L.P. Grishchuk and I.B. Zeldovich. 1978. *Sov.Astron.*,22,125
- [38] S. Aiola, B. Wang, A. Kosowsky, T. Kahniashvili and H. Firouzjahi, *Phys. Rev. D* **92**, 063008 (2015) [arXiv:1506.04405 [astro-ph.CO]].
- [39] S. Mukherjee, P. K. Aluri, S. Das, S. Shaikh and T. Souradeep, arXiv:1510.00154 [astro-ph.CO].
- [40] S. Mukherjee and T. Souradeep, arXiv:1509.06736 [astro-ph.CO].
- [41] S. Adhikari, *Mon. Not. Roy. Astron. Soc.* **446**, no. 4, 4232 (2015) [arXiv:1408.5396 [astro-ph.CO]].
- [42] A. L. Erickcek, M. Kamionkowski and S. M. Carroll, *Phys. Rev. D* **78**, 123520 (2008) [arXiv:0806.0377 [astro-ph]] ;
A. L. Erickcek, S. M. Carroll and M. Kamionkowski, *Phys. Rev. D* **78**, 083012 (2008) [arXiv:0808.1570 [astro-ph]];
A. L. Erickcek, C. M. Hirata and M. Kamionkowski, *Phys. Rev. D* **80**, 083507 (2009) [arXiv:0907.0705 [astro-ph.CO]].
L. Dai, D. Jeong, M. Kamionkowski and J. Chluba, *Phys. Rev. D* **87**, 123005 (2013) [arXiv:1303.6949 [astro-ph.CO]].
- [43] M. H. Namjoo, S. Baghran and H. Firouzjahi, *Phys. Rev. D* **88**, 083527 (2013) [arXiv:1305.0813 [astro-ph.CO]].
[44]
- [44] A. A. Abolhasani, S. Baghran, H. Firouzjahi and M. H. Namjoo, *Phys. Rev. D* **89**, no. 6, 063511 (2014) [arXiv:1306.6932 [astro-ph.CO]].
- [45] M. H. Namjoo, A. A. Abolhasani, S. Baghran and H. Firouzjahi, “CMB Hemispherical Asymmetry: Long Mode Modulation and non-Gaussianity,” *JCAP* **1408**, 002 (2014) [arXiv:1405.7317 [astro-ph.CO]].
- [46] D. H. Lyth, *JCAP* **1308**, 007 (2013) [arXiv:1304.1270 [astro-ph.CO]].

- J. F. Donoghue, K. Dutta and A. Ross, Phys. Rev. D **80**, 023526 (2009) [astro-ph/0703455 [ASTRO-PH]] ;
 L. Wang and A. Mazumdar, Phys. Rev. D **88**, 023512 (2013) [arXiv:1304.6399 [astro-ph.CO]] ;
 A. Mazumdar and L. Wang, JCAP **1310**, 049 (2013) [arXiv:1306.5736 [astro-ph.CO]] ;
 S. Jazayeri, Y. Akrami, H. Firouzjahi, A. R. Solomon and Y. Wang, JCAP **1411**, 044 (2014) [arXiv:1408.3057 [astro-ph.CO]] ;
 M. H. Namjoo, A. A. Abolhasani, H. Assadullahi, S. Baghran, H. Firouzjahi and D. Wands, JCAP **1505**, no. 05, 015 (2015) [arXiv:1411.5312 [astro-ph.CO]] ;
 H. Assadullahi, H. Firouzjahi, M. H. Namjoo and D. Wands, JCAP **1504**, no. 04, 017 (2015) [arXiv:1410.8036 [astro-ph.CO]] ;
 H. Firouzjahi, J. O. Gong and M. H. Namjoo, JCAP **1411**, no. 11, 037 (2014) [arXiv:1405.0159 [astro-ph.CO]] ;
 M. Zarei, Eur. Phys. J. C **75**, no. 6, 268 (2015) [arXiv:1412.0289 [hep-th]] ;
 J. McDonald, JCAP **1307**, 043 (2013) [arXiv:1305.0525 [astro-ph.CO]] ;
 J. McDonald, arXiv:1309.1122 [astro-ph.CO] ;
 J. McDonald, arXiv:1403.2076 [astro-ph.CO] ;
 S. Kanno, M. Sasaki and T. Tanaka, PTEP **2013**, no. 11, 111E01 (2013) [arXiv:1309.1350 [astro-ph.CO]] ;
 A. R. Liddle and M. Corts, Phys. Rev. Lett. **111**, 111302 (2013) [arXiv:1306.5698 [astro-ph.CO]] ;
 T. Kobayashi, M. Corts and A. R. Liddle, JCAP **1505**, no. 05, 029 (2015) [arXiv:1501.05864 [astro-ph.CO]] ;
 G. D'Amico, R. Gobbetti, M. Kleban and M. Schillo, JCAP **1311**, 013 (2013) [arXiv:1306.6872 [astro-ph.CO]] ;
 Z. -G. Liu, Z. -K. Guo and Y. -S. Piao, Phys. Rev. D **88**, 063539 (2013) [arXiv:1304.6527 [astro-ph.CO]] ;
 Z. -G. Liu, Z. -K. Guo and Y. -S. Piao, arXiv:1311.1599 [astro-ph.CO] ;
 Y. -F. Cai, W. Zhao and Y. Zhang, arXiv:1307.4090 [astro-ph.CO] ;
 Z. Chang, X. Li and S. Wang, arXiv:1307.4542 [astro-ph.CO] ;
 K. Kohri, C. -M. Lin and T. Matsuda, arXiv:1308.5790 [hep-ph] ;
 Z. Chang and S. Wang, arXiv:1312.6575 [astro-ph.CO] ;
 Z. Kenton, D. J. Mulryne and S. Thomas, Phys. Rev. D **92**, 023505 (2015) [arXiv:1504.05736 [astro-ph.CO]] ;
 S. Mukherjee, Phys. Rev. D **91**, no. 6, 062002 (2015) [arXiv:1412.2491 [astro-ph.CO]] ;
 A. Ashoorioon and T. Koivisto, arXiv:1507.03514 [astro-ph.CO] ;
 S. Adhikari, S. Shandera and A. L. Erickcek, arXiv:1508.06489 [astro-ph.CO] ;
 C. T. Byrnes, D. Regan, D. Seery and E. R. M. Tarrant, arXiv:1511.03129 [astro-ph.CO] ;
 C. T. Byrnes and E. R. M. Tarrant, JCAP **1507**, 007 (2015) [arXiv:1502.07339 [astro-ph.CO]] ;
 [47] S. Baghran, A. A. Abolhasani, H. Firouzjahi and M. H. Namjoo, JCAP **1412**, no. 12, 036 (2014) [arXiv:1406.7277 [astro-ph.CO]] ;
 [48] A. A. Abolhasani, H. Firouzjahi, S. Khosravi and M. Sasaki, JCAP **1211**, 012 (2012) [arXiv:1204.3722 [astro-ph.CO]] ;
 [49] R. Emami, arXiv:1511.01683 [astro-ph.CO] ;
 [50] P. A. R. Ade *et al.* [Planck Collaboration], arXiv:1303.5082 [astro-ph.CO] ;
 [51] J. Kim and E. Komatsu, Phys. Rev. D **88**, 101301 (2013) [arXiv:1310.1605 [astro-ph.CO]] ;