

Regular phantom black holes as gravitational lenses

Ernesto F. Eiroa^{1,2} and Carlos M. Sendra^{1,2}

¹*Instituto de Astronomía y Física del Espacio, Buenos Aires, Argentina*

²*Departamento de Física, FCEN-UBA Buenos Aires, Argentina*

Abstract. The distortion of the spacetime structure in the surroundings of black holes affects the trajectories of light rays. As a consequence, black holes can act as gravitational lenses. Observations of type Ia supernovas, show that our Universe is in accelerated expansion. The usual explanation is that the Universe is filled with a negative pressure fluid called dark energy, which accounts for 70% of its total density, which can be modeled by a self-interacting scalar field with a potential. We consider a class of spherically symmetric regular phantom black holes as gravitational lenses. We study large deflection angles, using the strong deflection limit, corresponding to an asymptotic logarithmic approximation. In this case, photons passing close to the photon sphere of the black hole experiment several loops around it before they emerge towards the observer, giving place to two infinite sets of relativistic images. Within this limit, we find analytical expressions for the positions and the magnifications of these images. We discuss the results obtained and make a comparison with the Schwarzschild and Brans-Dicke solutions for the case of the galactic center supermassive black hole.

1. Introduction

The study of gravitational lensing by black holes has received a boost (Virbhadra et al. 2000) due to the evidence of the presence of supermassive black holes at the center of galaxies, including ours. For these objects, two sets of relativistic images are formed when the light rays pass close to the photon sphere, for which the strong deflection limit is adopted. This approximation was found for any spherically symmetric object with a photon sphere (Bozza 2002). Many works considering strong deflection lenses are found in the literature for different types of black holes. It is thought that observations of the optical effects associated with these objects will be possible in the near future (Eiroa 2012).

The accelerated expansion of the Universe can be explained by the existence of dark energy as the prevailing component (see, for example, Bamba et al. 2012). This can be in the form of phantom energy if $\omega < -1$ in the equation of state $p = \omega\rho$, and can be modeled by a self-interacting scalar field with a potential. Withing this context, regular black hole and wormhole phantom solutions were found (Bronnikov et al. 2006); also phantom dilaton black holes were recently studied as gravitational lenses (Gyulchev et al. 2013; Eiroa et al. 2013).

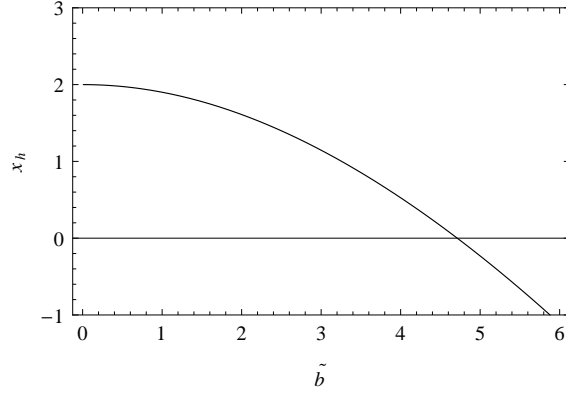


Figure 1. Horizon radius $x_h = r_h/m$ as a function of $\tilde{b} = b/m$.

2. Regular phantom black hole

We consider the following spherically symmetric geometry, which is a solution of the Einstein equations with a scalar field possessing a negative kinetic term and a potential (Bronnikov et al. 2006):

$$ds^2 = -A(r)dt^2 + B(r)dr^2 + C(r)d\Omega^2, \quad (1)$$

where

$$A(r) = B(r)^{-1} = 1 + \frac{3mr}{b^2} + (r^2 + b^2) \left[\frac{c}{b^2} + \frac{3m}{b^3} \tan^{-1} \left(\frac{r}{b} \right) \right], \quad (2)$$

$$C(r) = r^2 + b^2, \quad (3)$$

with c , m , and $b > 0$ constants. The solution is regular everywhere, i.e. free from curvature singularities; b is the scale of the scalar field, and m can be interpreted as the mass. In the particular case that $c = -3m\pi/2b$, the metric becomes asymptotically flat. We have a black hole solution for $m > 0$, with a Killing horizon r_h . In this case, the region corresponding $r > r_h$ is asymptotically flat, and the one with $r < r_h$ is asymptotically de Sitter. This solution is stable for $b = 3m\pi/2$, for which $r_h = 0$ (Bronnikov et al. 2012). It is convenient to adimensionalize the metric with the mass, by defining

$$x = r/m, \quad T = t/m, \quad \tilde{b} = b/m, \quad (4)$$

and adopting the flatness condition, so the black hole solution has the form

$$ds^2 = -A(x)dT^2 + B(x)dx^2 + C(x)(d\theta^2 + \sin^2\theta d\phi^2), \quad (5)$$

$$A(x) = B(x)^{-1} = 1 + \frac{3x}{\tilde{b}^2} + \frac{3}{\tilde{b}} \left(1 + \frac{x^2}{\tilde{b}^2} \right) \left[-\frac{\pi}{2} + \tan^{-1} \left(\frac{x}{\tilde{b}} \right) \right], \quad (6)$$

$$C(x) = x^2 + \tilde{b}^2. \quad (7)$$

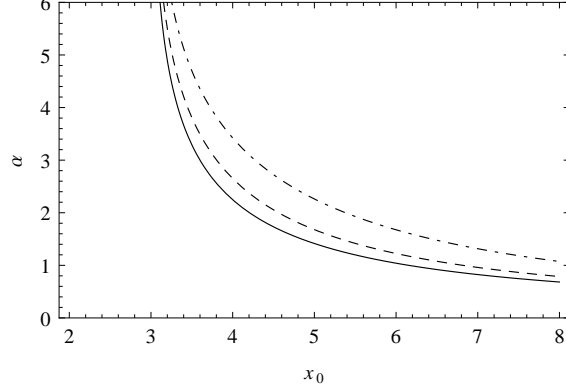


Figure 2. Deflection angle α as a function of the closest approach distance x_0 for $\tilde{b} = 1$ (full line), $\tilde{b} = 3$ (dashed line), and $\tilde{b} = 6$ (dashed-dotted line).

The adimensionalized radius of the horizon x_h , corresponding to the root of $A(x)$, is a decreasing function of \tilde{b} , shown in Fig. 1. The radius of the photon sphere x_{ps} is given by the largest positive solution of the equation

$$A'(x)C(x) = C'(x)A(x), \quad (8)$$

where the prime represents the derivative with respect to x . For the phantom black hole, corresponds to the constant value $x_{ps} = 3$.

3. Strong deflection limit

The deflection angle for a photon coming from infinity, as a function of the closest approach distance x_0 , is given by (Virbhadra et al. 1998)

$$\alpha(x_0) = I(x_0) - \pi, \quad (9)$$

where

$$I(x_0) = \int_{x_0}^{\infty} \frac{2\sqrt{B(x)}dx}{\sqrt{C(x)}\sqrt{\frac{C(x)}{C(x_0)}\frac{A(x_0)}{A(x)} - 1}}. \quad (10)$$

The deflection angle is a monotonic decreasing function of x_0 , as can be seen in Fig. 2. It diverges when x_0 approaches to the radius of the photon sphere $x_{ps} = 3$, and goes to zero for large x_0 . When x_0 is close enough to x_{ps} , the deflection angle is greater than 2π , which means that the photons perform one or more turns around the black hole before emerging towards the observer. This results in two infinite sets of relativistic images, one on each side of the black hole (i.e. at the same side and at the opposite side of the source). To study the situation where the photons pass close to the photon sphere, we adopt the so-called strong deflection limit (Bozza 2002). The integral (10) can be split into two parts

$$I(x_0) = I_D(x_0) + I_R(x_0), \quad (11)$$

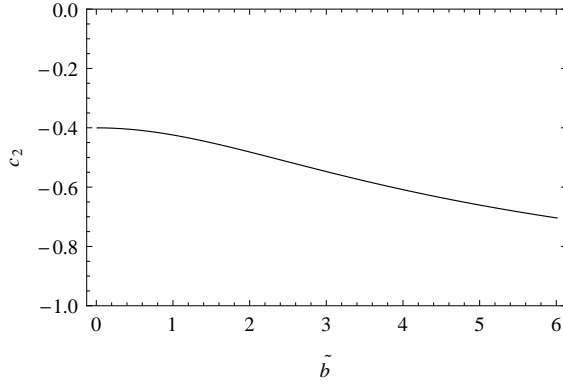


Figure 3. Strong deflection limit coefficient c_2 as a function of \tilde{b} .

where I_D yields the leading order term in the divergence of the deflection angle, which is logarithmic; I_R is regular for all values of x_0 and can be easily evaluated. It can be shown that in this limit, the deflection angle can be approximated by the simple general form (Bozza 2002)

$$\alpha(u) = -c_1 \ln \left(\frac{u}{u_{ps}} - 1 \right) + c_2 + O(u - u_{ps}), \quad (12)$$

with $u = [C(x_0)A^{-1}(x_0)]^{1/2}$ the impact parameter, and $u_{ps} = u(x_{ps})$. The quantities c_1 and c_2 are the strong deflection limit coefficients, which depend only on the metric functions. Performing the calculations for the regular phantom black hole, we have that $c_1 = 1$ is a constant, and c_2 results (Eiroa et al. 2013)

$$c_2 = -\pi + c_R + \ln \frac{\tilde{b}^3 \left[-6\tilde{b} + 9\pi + \tilde{b}^2\pi - 2(9 + \tilde{b}^2) \tan^{-1} \left(\frac{3}{\tilde{b}} \right) \right]^2}{(9 + \tilde{b}^2)^2 \left[2\tilde{b} - 3\pi + 6 \tan^{-1} \left(\frac{3}{\tilde{b}} \right) \right]^3}, \quad (13)$$

where $c_R = I_R(x_{ps})$ is obtained numerically for each value of the parameter \tilde{b} . The coefficient c_2 is a decreasing function of \tilde{b} , as shown in Fig. 3.

Adopting a configuration where the black hole (l) is situated between the source (s) and the observer (o), both located in the (asymptotically) flat region, at distances $x \gg x_h$, the lens equation is given by (Bozza 2008)

$$\tan \beta = \frac{d_{ol} \sin \theta - d_{ls} \sin(\alpha - \theta)}{d_{os} \cos(\alpha - \theta)}, \quad (14)$$

where d_{os} , d_{ol} and d_{ls} , are the observer-source, observer-lens, and lens-source angular diameter distances, respectively; β is the angular position of the source, and θ is the angular position of the image. For highly aligned objects, i.e. β and θ small, the lensing effects are more significant, and the deflection angle, for each set of relativistic images, is close to an even multiple of π :

$$\alpha = \pm 2n\pi \pm \Delta\alpha_n, \quad (15)$$

where $n \in \mathbb{N}$, and $0 < \Delta\alpha_n \ll 1$. Then, the lens equation takes the simplified form

$$\beta = \theta \mp \frac{d_{ls}}{d_{os}} \Delta\alpha_n. \quad (16)$$

From the lens geometry, we have that $u = d_{ol} \sin \theta \approx d_{ol} \theta$. Replacing this relation in Eq. (12), and using the lens equation (16), it is not difficult to see that the angular position of the n -th relativistic image results (Bozza 2002)

$$\theta_n = \pm \theta_n^0 + \frac{\xi_n d_{os}}{d_{ls}} (\beta \mp \theta_n^0), \quad (17)$$

where

$$\theta_n^0 = \frac{u_{ps}}{d_{ol}} \left[1 + e^{(c_2 - 2n\pi)/c_1} \right], \quad (18)$$

and

$$\xi_n = \frac{u_{ps}}{c_1 d_{ol}} e^{(c_2 - 2n\pi)/c_1}. \quad (19)$$

The magnification of the n -th image μ_n is given by the quotient between the angle subtended by the image and the source:

$$\mu_n = \left| \frac{\beta}{\theta_n} \frac{d\beta}{d\theta_n} \right|^{-1}. \quad (20)$$

Replacing Eq. (17) in expression (20), within the approximations adopted above, the magnification of each relativistic image takes the form

$$\mu_n = \frac{1}{\beta} \frac{\theta_n^0 \xi_n d_{os}}{d_{ls}}. \quad (21)$$

The magnifications decrease exponentially with n , so the first relativistic image is the brightest one, as can be seen by replacing expressions (18) and (19) in (21). These magnitudes can be related with observations by defining the observables:

$$s = \theta_1 - \theta_\infty \quad (22)$$

and

$$r = \frac{\mu_1}{\sum_{n=2}^{\infty} \mu_n}. \quad (23)$$

The angular position θ_∞ is the limiting value where the images approach as $n \rightarrow \infty$, which is an increasing function of \tilde{b} for a given value of d_{ol} . The first relativistic image is expected to be resolved from the others since it is the outermost and brightest one. Then, the observable s is defined as the angular separation between the first relativistic image and the others, which are packed together at the limiting value θ_∞ . The observable r is the quotient between the flux of the first relativistic image and the flux coming from all the others. In the strong deflection limit, and for high alignment, we obtain that

$$s = \theta_\infty e^{(c_2 - 2\pi)/c_1} = \theta_\infty e^{c_2 - 2\pi} \quad (24)$$

and

$$r = e^{2\pi/c_1} = e^{2\pi}, \quad (25)$$

which are functions of c_1 and c_2 . For the phantom black hole, $c_1 = 1$, so r is a constant. The quotient s/θ_∞ is plotted as a function of \tilde{b} in Fig. 4.

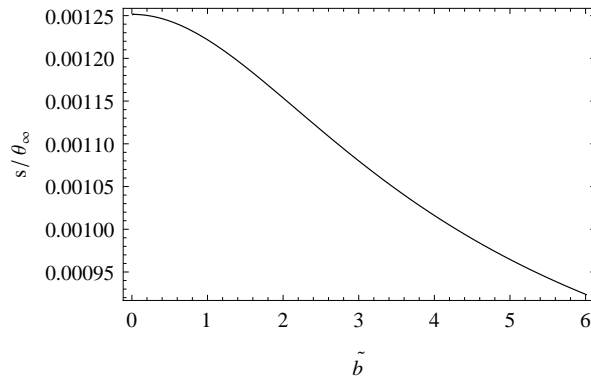


Figure 4. Observable s/θ_∞ as a function of \tilde{b} .

4. Summary and discussion

In this work, uncharged regular phantom black holes, obtained from a scalar field possessing a negative kinetic term and a potential, were studied as gravitational lenses. The strong deflection limit coefficients c_1 and c_2 were calculated, which allowed us to obtain analytical expressions for the positions and the magnifications of the relativistic images, and the observables θ_∞ , r and s . The first relativistic image is the outer one, which is also the brightest, and the others are packed together at the limiting value θ_∞ . If the strong deflection limit coefficients can be obtained from observational data, the phantom black holes studied here can be clearly distinguished from the Schwarzschild and vacuum Brans-Dicke solutions, because the values of c_2 are different (Bozza 2002; Sarkar et al. 2006).

Acknowledgments. This work has been supported by CONICET and UBA.

References

- Bamba, K., Capozziello, S., Nojiri, S., Odintsov, S. D. 2012, *Astroph. Space Sci.* 342, 155.
- Bozza, V. 2002, *Phys. Rev. D* 66, 103001.
- Bozza, V. 2008, *Phys. Rev. D* 78, 103005.
- Bronnikov, K. A., Fabris, J. C. 2006, *Phys. Rev. Lett.* 96, 251101.
- Bronnikov, K. A., Konoplya, R. A, Zhidenko, A. 2012, *Phys. Rev. D* 86, 024028.
- Eiroa, E. F. 2012, arXiv:1212.4535 [gr-qc].
- Eiroa, E. F., Sendra, C. M. 2013, *Phys. Rev. D* 88, 103007.
- Gyulchev, G. N., Stefanov, I. Z. 2013, *Phys. Rev. D* 87, 063005.
- Sarkar, K., Bhadra, A. 2006, *Class. Quant. Grav.* 23, 6101.
- Virbhadra, K. S., Narasimha, D., Chitre, S. M. 1998, *Astron. Astroph.* 337, 1.
- Virbhadra, K. S., Ellis, G. F. R. 2000, *Phys. Rev. D* 62, 084003.