

Avalanches in Tip-Driven Interfaces in Random Media

L.E. ARAGÓN, A.B. KOLTON¹, P. LE DOUSSAL, K.J. WIESE² and E.A. JAGLA¹

¹ CONICET - Centro Atómico Bariloche and Instituto Balseiro (UNCu) - (8400) Bariloche, Argentina

² CNRS - Laboratoire de Physique Théorique de l'Ecole Normale Supérieure - 24 rue Lhomond, 75005 Paris, France

PACS 05.70.Ln – Nonequilibrium and irreversible thermodynamics

PACS 68.35.Rh – Phase transitions and critical phenomena

Abstract –We analyse by numerical simulations and scaling arguments the avalanche statistics of 1-dimensional elastic interfaces in random media driven at a single point. Both global and local avalanche sizes are power-law distributed, with universal exponents given by the depinning roughness exponent ζ and the interface dimension d , and distinct from their values in the uniformly driven case. A crossover appears between uniformly driven behaviour for small avalanches, and point driven behaviour for large avalanches. The scale of the crossover is controlled by the ratio between the stiffness of the pulling spring and the elasticity of the interface; it is visible both in the global and local avalanche-size distributions, as in the average spatial avalanche shape. Our results are relevant to model experiments involving locally driven elastic manifolds at low temperatures, such as magnetic domain walls or vortex lines in superconductors.

Introduction. – An elastic interface in a random potential is a paradigmatic model for the depinning of many apparently unrelated complex nonlinear systems. Typical examples are weakly pinned vortex lattices in superconductors driven by a super-current, charge-density waves driven by an external electric field and stick-slip motion of seismic faults driven by tectonic loading [1–3].

Usually homogeneous driving is considered, either by applying a constant force on each point of the interface, or by attaching a spring to each point and moving its other end at a fixed velocity. In both cases, the dynamics proceeds by a sequence of avalanches of size \mathcal{S} , power-law distributed with exponent τ and large-size cutoff \mathcal{S}_{\max} ,

$$P(\mathcal{S}) \sim \mathcal{S}^{-\tau} g(\mathcal{S}/\mathcal{S}_{\max}), \quad (1)$$

where $g(x)$ decays rapidly to zero as $x \gg 1$. The value of τ depends on the interface dimension d and its roughness exponent ζ . It is robust against many details of the system, for example whether it is driven at constant force or at constant velocity. For harmonic elastic interfaces uniformly driven, τ is around 1.11 in 1 dimension, and 1.27 in 2 dimensions. Avalanche exponents and observables have been recently calculated beyond mean-field using renormalization-group methods [4–6], mostly for homogeneous driving.

When driven homogeneously at constant velocity (Fig. 1b), for sufficiently large systems, the external springs of

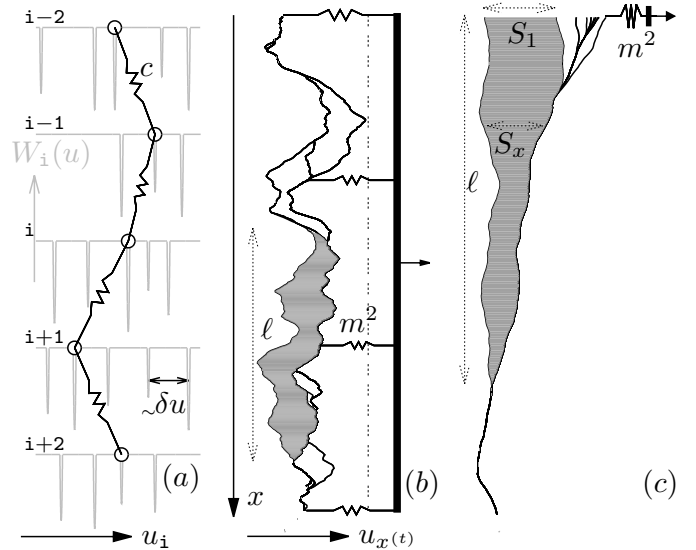


Fig. 1: (a) A discrete elastic line with stiffness c . The pinning potential W_i shown in gray consists of narrow wells. (b,c) A sequence of configurations for a 1D interface on a disordered potential, for uniform (b) and localized driving (c). For the latter the tip is pulled with a spring of stiffness m^2 . In (c) an average parabolic profile has been subtracted from the picture. In both cases, the shaded regions represent an avalanche of length ℓ and size $\mathcal{S} = \int_{\ell} dx S_x$.

stiffness m^2 thus not only drive the system, but also provide a “mass” m^2 which cuts fluctuations beyond a scale $L_m \simeq 1/m$. Therefore the cutoff scales as $\mathcal{S}_{\max} \sim m^{-(1+\zeta)}$ which means that the system displays a power law (and thus a “critical” state) only in the limit $m^2 \rightarrow 0$ [7]. In consequence, it may not be the best model to describe experiments in which a *self-organized critical* state is present, and the system size is the only large-scale cutoff. This includes most notably earthquakes, whose size is only limited by the extension of the tectonic plates [8].

Here we study the evolution of elastic interfaces under *inhomogeneous* driving. To do so, we pull at the tip of a finite one-dimensional string of length L through a single spring of stiffness m^2 (Fig. 1c). Once a stationary state is reached, the string has on average to move at the same velocity as the driving point, which means that as L is increased progressively larger avalanches occur, independent of the value of m^2 . Hence this model displays criticality for any value of m^2 , in contrast with the normal homogeneous case, that requires $m^2 \rightarrow 0$.

From an experimental point of view, localized driving appears in many systems: In the seismic context, the relative motion of plates in subduction zones is mainly driven by the movement of the plates at regions remote from the seismogenic zone, i.e. from a border of the system [9]. Another realization are vortex lines trapped along a twin boundary plane in a superconductor [10]. This effectively 1-dimensional elastic interface can be manipulated through a scanning microscope in a way similar to our driving at a single point. Another experiment is a sandpile, where sand grains are deposited at a given position, leading to a sandpile with a stationary slope, evolving through a sequence of avalanches [11]. Self-organized critical systems are further studied with cellular automata like the Oslo model [12], which is driven at the boundary. In Ref [13] the Oslo model for sandpiles was mapped onto a discrete model of an elastic interface pulled at one end and it was proposed that it belongs to the same universality class as the inhomogeneous Burridge-Knopoff model [14] for earthquakes. A stochastic version of this friction model was then mapped back to the Oslo model [15]. Further exact connections between Manna sandpiles and disordered elastic interfaces have been demonstrated recently [16,17]. In this Letter we study a tip-driven elastic line as a model system for these phenomena and analyze the avalanche dynamics.

Model and Methods. – We model an elastic interface driven on a disordered substrate at zero temperature as a discrete string composed of L particles whose positions u_i are coupled by elastic springs with Hooke constant c , as depicted in Fig. 1(a). We consider an infinitely long disordered medium in the direction of displacements and open boundary conditions in the perpendicular direction. The pinning to the substrate is modeled by a set of narrow potential wells, separated a typical distance δu . Each well is characterized by the maximum force it can sustain,

which is a positive bounded random value, uncorrelated for different pinning wells (see [18] for details).

We consider two driving protocols: (i) *Homogenous driving* with a driving force $\sigma_i(t) = m^2[w(t) - u_i(t)]$ for each of the L positions $u_i(t)$, see Fig. 1b. (ii) *Inhomogeneous driving* only at the tip of the string, $\sigma_1(t) = m^2[w(t) - u_1(t)]$ and all other $\sigma_i = 0$, see Fig. 1c. All springs have the same Hooke constant m^2 . While the homogenous case is well studied, here we focus on the tip-driven case, and compare it to the former. The system is in a metastable static configuration, with all particles sitting on individual pinning wells as long as the elastic forces on every particle are lower than the pinning forces f_i^{pin} in a given configuration of the string. When this condition breaks down, an avalanche occurs, see the shaded areas in Figs. 1 (b)-(c), until equilibrium is restored in a new static configuration compatible with the partially new set of pinning thresholds and elastic forces. We consider quasi-static driving by fixing the position of the driving springs during the avalanche, which is thus the fastest process.

An avalanche is characterized by its total spatial extension ℓ (number of sites involved) and its size \mathcal{S} . The latter is the sum of all displacements \mathcal{S}_i during the rearrangement process, namely, $\mathcal{S} = \sum_i \mathcal{S}_i$. We also study the displacement \mathcal{S}_1 of the tip of the interface, as depicted in Fig. 1 (c). We analyze the steady state, where the sequence of metastable configurations advances in the direction of the driving and is unique for a given realization of thresholds [19].

We present results obtained by choosing an exponential distribution for the separation δu between the pinning wells, and a Gaussian distribution for the threshold forces f_x^{pin} [18]. We consider the position of the driving spring endpoint to increase linearly with time, $w(t) = Vt$, with $V = 1$. Results depend on the ratio m^2/c of elastic constants. We set $c = 1$, and give the results directly in terms of m^2 .

Results. – We start by computing the global avalanche-size distribution $P(\mathcal{S})$ for tip-driven interfaces, see Fig. 2. This is equivalent to the distribution of the shaded areas depicted in Fig. 1 (c), generated by the movement of the tip. First we analyze the limit $m^2 \rightarrow \infty$, when the driving spring is much harder than the inter-particle springs. We observe that $P(\mathcal{S})$ decays as a power law over more than 6 orders of magnitude for the largest system, with a well-defined exponent $\tau \approx 1.55$ and a cutoff \mathcal{S}_{\max} in Eq. (1). This avalanche exponent is compatible with the formula

$$\tau = 2 - \frac{1}{1 + \zeta}, \quad (2)$$

where $\zeta = 1.25$ is the well-known roughness exponent of metastable configurations at depinning, taken from measurements for a uniformly driven interface [20–23] (such as those depicted in Fig. 1 (b)). Interestingly, the same roughness exponent appears here in the tip-driven case. It can

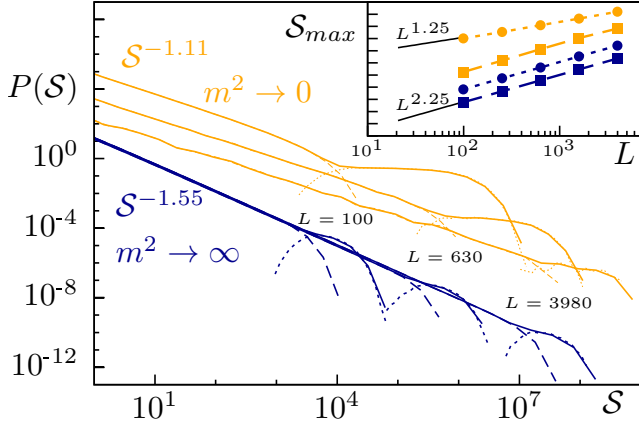


Fig. 2: (Color online) Distribution of avalanche sizes $P(S)$ for different system sizes L when driving the system by one end. Results are for a driving spring of stiffness $m^2 = 1$ (dark-blue) and $m^2 = 10^{-4}$ (light-yellow). In dotted and dashed lines we show the contributions from avalanches that reach or do not reach the full system size. Inset: scaling of the cutoff S_{\max} with system size. Squares (circles) are data from avalanches with $\ell < L$ ($\ell = L$).

be obtained by subtracting from the metastable configurations the average parabolic profile¹, and then calculating the structure factor which scales as $|S(q)|^2 \sim |q|^{-1-2\zeta}$. The subtracted average profile is due to the localized driving, and balances elastic and pinning forces, $\partial_x^2 u \sim f_x^{\text{pin}}$. An argument in favor of the scaling relation (2) was given in Ref. [13]. We have verified that this formula also holds for tip-driven static avalanches connecting stable equilibrium states where $\zeta = 2/3$ [24, 25].

The avalanche exponent of Eq. (2) is distinct from the value

$$\tau = 2 - \frac{2}{1 + \zeta}, \quad (3)$$

valid for uniformly driven interfaces, see Fig. 1 (b). Using $\zeta = 1.25$ one obtains $\tau \approx 1.11$. Interestingly, as shown in Fig. 2, the exponent $\tau \approx 1.11$ is recovered in the limit $m^2 \rightarrow 0$ of the tip-driven interface. As we show below, for finite values of m^2 a crossover takes place between these two limiting cases.

Both for $m^2 \rightarrow \infty$ and $m^2 \rightarrow 0$, we observe in Fig. 2 that the avalanche-size distribution has a cutoff for large avalanches that is controlled by the system size L , and scales as $S_{\max} \sim L^{1+\zeta}$. In contrast, for uniformly driven interfaces the avalanche size is controlled by the driving spring: $S_{\max} \sim 1/m^{1+\zeta}$ (in the usual situation in which $m^{-1} < L$). This difference is a consequence of the fact that in the steady state the system moves uniformly on average. As a consequence, since under localized driving the driving point is part of every avalanche, there are system-spanning avalanches. If we separate avalanches of length $\ell < L$ from those with $\ell = L$ and plot the two separate

distributions (dashed and dotted lines shown in Fig. 2), we see that the “bump” observed at large sizes for the whole distribution comes from system-spanning avalanches. If we consider the distribution of avalanche sizes restricted to the ensemble of avalanches with $\ell < L$, as shown by the squares in the inset of Fig. 2, we observe a cutoff scaling as $S_{\max} \sim L^{2.25}$ both in the soft and hard spring limit. Since in the uniformly driven case $L^{1+\zeta} \approx L^{2.25}$ is the average size of avalanches of length L , this confirms that the roughness exponent $\zeta = 1.25$ for both driving protocols, even though metastable configurations in the tip-driven case are not flat on average as those of the uniformly driven case, but parabolic. This is the quenched Edwards-Wilkinson depinning universality class.

Now consider the scaling of the cutoff of system-spanning avalanches (circles in the inset of Fig. 2), for which we obtain a different behaviour in each limit. When $m^2 \rightarrow 0$, the system moves rigidly² some fixed distance S/L , and $S_{\max} \sim L^\zeta$, thus system-spanning avalanches have the same statistics as a particle ($d = 0$) in an effective potential with characteristic scale L^ζ . In contrast, when pulling the system with a stiff spring $S_{\max} \sim L^{1+\zeta}$, showing that system-spanning avalanches still behave as a 1-dimensional system. We leave a more detailed analysis of this dimensional crossover for future work.

The cases $m^2 \rightarrow 0$ and $m^2 \rightarrow \infty$ can also be distinguished by the average spatial profile $\langle S_x \rangle_\ell$ of the avalanches. For avalanches of the same length ℓ and points belonging to the avalanche $x < \ell$, we verify $\langle S_x \rangle_\ell \sim \ell^\zeta s(x/\ell)$ for large enough ℓ . In Fig. 3 we show for both limits the reduced shape $s(x/\ell)$, choosing $\ell \approx 2500$. For comparison, the case of uniform driving is included ($m^2 L = 100$). Within our numerical precision the average spatial profile for uniform driving displays a form indistinguishable from a parabola, vanishing linearly at the avalanche’s extremes. To our knowledge this result has not been reported previously in the literature.

In the tip-driven case, the value of m^2 has a strong influence on the avalanche shape. When $m^2 \rightarrow 0$, the tip can move freely during an avalanche, the maximum displacement takes place at or near the driven boundary, and the average profile is half the parabolic profile of the uniformly driven case described previously³. This is consistent with the observation of the avalanche size exponent $\tau \approx 1.11$ (Fig. 2), corresponding to the uniformly driven case, Eq. (3). This seems natural since this situation is like a localized constant-force driving $\sigma_1 = m^2 w$, as one may neglect the tip position u_1 compared to the driving position w . Localizing the driving when $m^2 \rightarrow 0$ thus only imposes the starting point of the avalanche, but does not change the physics as compared to a homogeneously driven system.

²Actually, the points next to the tip moves slightly less than others but this is negligible.

³A small difference is observed at the maximum due to the fact that we are pulling on the edge and not on an inner site of the system.

¹The so-called statistical tilt symmetry (STS) allows to justify that this subtraction yields the standard roughness.

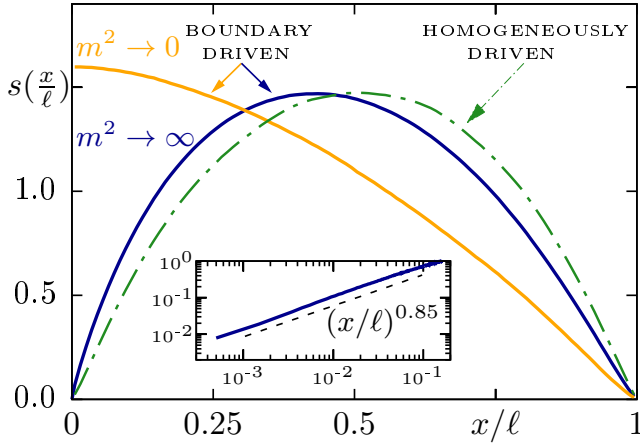


Fig. 3: (Color online) Reduced avalanche shape $s(x/\ell) = \langle S_x \rangle_\ell / \ell^\zeta$ for uniformly driven (dashed blue line), tip driven with $m^2 \rightarrow \infty$, (solid red line) and tip driven with $m^2 \rightarrow 0$, (solid brown line). Inset: tip driven $m^2 \rightarrow \infty$ case in log scale, showing $\sim x^\theta$ behaviour with $\theta = 0.85$.

In contrast, when $m^2 \rightarrow \infty$ the above argument fails, and one must consider $\sigma_1 = m^2(w - u_1)$. Such a stiff driving imposes a constant displacement at the tip during the quasi-static dynamics, and strongly restricts the tip displacement during an avalanche, resulting in an avalanche profile that vanishes at this point. Interestingly, the corresponding avalanche profile has an asymmetry, in contrast to the symmetric shape for uniform driving. Moreover, our results show that the avalanche profile for small x starts as $\sim x^\theta$, with $\theta \simeq 0.85$. We have no clear understanding of the origin of this behaviour, and whether the exponent θ can be expressed in terms of the roughness exponent ζ . To summarize: Although $\langle S_x \rangle_\ell \sim \ell^\zeta$ in all cases, with the same roughness exponent $\zeta = 1.25$, the avalanche shapes have distinct shape functions $s(x/\ell) = \langle S_x \rangle_\ell / \ell^\zeta$.

We now discuss the case of finite m^2 , and the crossover from $m^2 \rightarrow 0$ to $m^2 \rightarrow \infty$ for a tip-driven interface. For intermediate values of m^2 we expect to see a crossover between the two limiting values of the exponent τ (from $\tau \approx 1.11$ to $\tau \approx 1.55$ of Fig. 2), and between the two limiting reduced avalanche shape functions $s(y)$: From a parabolic shape with the maximum at zero to an asymmetric profile with the maximum at $x < \ell/2$, see Fig. 3. In Fig. 4 we present the avalanche-size distribution $P(S)$ for different values of m^2 at fixed system size $L = 3980$. Only avalanches smaller than the total system size are considered ($\ell < L$). As in the extreme cases, for any value of m^2 the avalanche-size cutoff is controlled by the system size. Approximate power law decays for $P(S)$ are observed, but the exponent τ does not vary continuously from $\tau \approx 1.11$ to $\tau \approx 1.55$. Rather, it develops two power-law regimes separated by a characteristic m -dependent crossover scale S_m^{cross} : for $S < S_m^{\text{cross}}$, $\tau \approx 1.11$, while for $S > S_m^{\text{cross}}$, $\tau \approx 1.55$. As shown in the inset of Fig. 4, $S_m^{\text{cross}} \sim m^{-4.5}$. The limit $m^2 \rightarrow \infty$ is thus an attracting fixed point for the asymptotic behaviour at any finite m^2 .

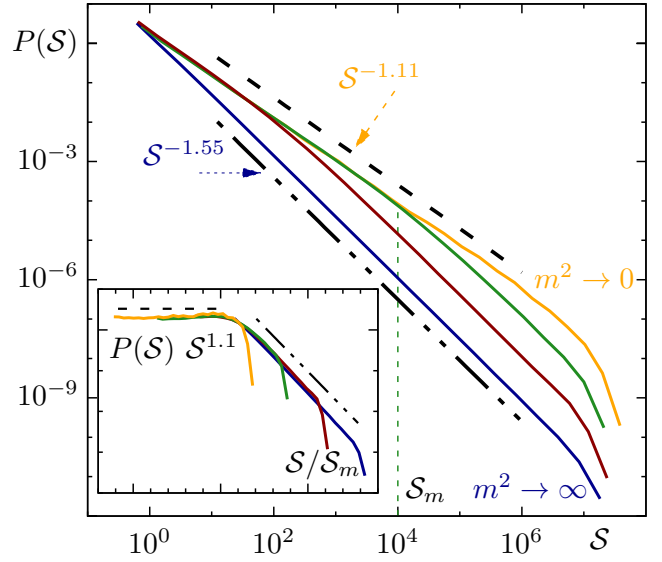


Fig. 4: (Color online) Avalanche size distributions $P(S)$ on a system of size $L = 3980$, for different values of m^2 . The value of the crossover S_m^{cross} is indicated on the green curve which corresponds to $m^2 = 10^{-2}$. Inset: Scaled form using $S_m^{\text{cross}} \sim m^{-4.5}$.

The crossover scaling can be understood as follows: For an avalanche of extension ℓ , the maximum displacement scales as ℓ^ζ , and the typical elastic force as $c\ell^{\zeta-1}$. At the crossover scale, the displacement of the tip is of the order of the maximum displacement ℓ^ζ , and the force of the driving spring is $m^2\ell^\zeta$. Balancing these two forces yields $L_m \sim m^{-2}$. Hence, the crossover is expected at

$$S_m^{\text{cross}} \sim L_m^{1+\zeta} \sim m^{-2(1+\zeta)}. \quad (4)$$

which gives $S_m^{\text{cross}} \sim m^{-4.5}$. This scaling matches well our numerical results. It should be exact, as indicated by the following argument: The total elastic force is $c \int dx \nabla^2 u(x)$ and the total driving force is $\int dx m^2 \delta(x)[u(x) - w]$. It can be proven that due to the statistical tilt symmetry c and m^2 are not renormalized, validating the above argument. It is worth noting that for the uniformly driven system, a characteristic length scaling as m^{-1} rather than m^{-2} controls the avalanche-size cutoff whenever $m^{-1} < L$.

To better understand this crossover, in Fig. 5 we plot the average spatial profile $\langle S_x \rangle_\ell$ of avalanches for different extensions ℓ using $m^2 = 10^{-2}$. We observe that the avalanche shape has its maximum at the boundary for small avalanches, whereas the maximum moves to increasing values of x for increasing ℓ . As indicated by the bold dashed line in Fig. 5, this transition occurs when the extension ℓ reaches the crossover scale L_m identified previously, i.e. for avalanches of size $S_m^{\text{cross}} \sim L_m^{1+\zeta}$, see Fig. 4.

In addition to global avalanches, we can look at local jumps. Let us first consider a typical position ϕ within the bulk of an avalanche which jumps a distance $S_\phi \sim \ell^\zeta$. Using that avalanche extensions scale as $P(\ell) \sim 1/\ell^{(\tau-1)(1+\zeta)-1}$, and equating $P(\ell)d\ell \simeq P(S_\phi)dS_\phi$ we ob-

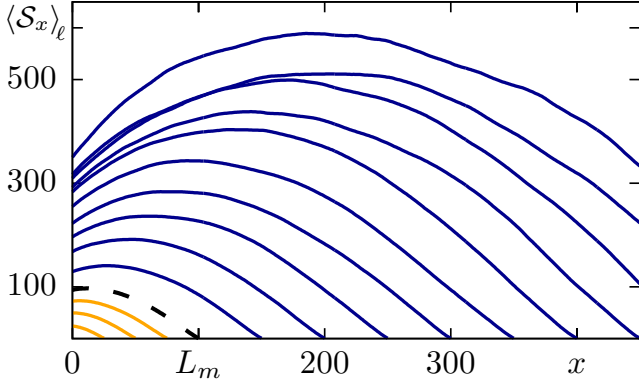


Fig. 5: (Color online) Average avalanche shape $\langle S_x \rangle_\ell$ for avalanches of different lengths ℓ on a system of size $L = 1584$ and a driving spring $m^2 = 10^{-2}$ at the boundary. The crossover avalanche length L_m is indicated.

tain that the local jump distribution satisfies

$$P(S_\phi) \sim S_\phi^{-\tau_\phi}, \quad \tau_\phi = \tau + \frac{(\tau - 1)}{\zeta}. \quad (5)$$

The value of τ depends on the size S of the avalanche to which the displacement S_ϕ belongs. Note that the exponent is distinct from the one for bulk driving given in [6]; the difference is that here the point ϕ is inside the avalanche, since it is driven, whereas in [6] it is an arbitrary point.

We have shown that avalanches with $\ell < L_m < L$ have $\tau = 2 - 2/(1 + \zeta)$ while for $L_m < \ell < L$ they have $\tau = 2 - 1/(1 + \zeta)$, both with $\zeta = 1.25$, and $L_m \sim m^{-2}$ (see Fig. 4). Using these exponents we find

$$P(S_\phi) \sim S_\phi^{-\tau_\phi} \begin{cases} \tau_\phi = 2 - \frac{1}{\zeta} \approx 1.2 & \text{if } S_\phi^{1/\zeta} < L_m < L \\ \tau_\phi = 2 & \text{if } L_m < S_\phi^{1/\zeta} < L \end{cases}. \quad (6)$$

Interestingly, local jumps driven by a hard spring are distributed with an exponent independent of ζ . In Fig. 6, we verify these predictions by taking the limits $m^2 \rightarrow \infty$ and $m^2 \rightarrow 0$. We also verified that a typical point belonging to a uniformly driven avalanche is power-law distributed with an exponent $\tau_\phi = 1.2$ (not shown).

For $m^2 \rightarrow 0$, the driven point with displacement S_1 , is a typical site of the avalanche and its displacement is thus distributed with an exponent $\tau_\phi = 1.2$. However, for $m^2 \rightarrow \infty$, the tip is not a typical point, and its displacement is sensitive to the spatial avalanche profile near the border. Using that points near the boundary have $S_x \sim \ell^\zeta (x/\ell)^\theta \sim \ell^{\zeta-\theta} x^\theta$ (see Fig. 3), and that $P(\ell) \sim \ell^{1+\zeta}$ we get

$$P(S_1) \sim S_1^{-\frac{2\zeta-\theta}{\zeta-\theta}}. \quad (7)$$

Using $\theta = 0.85$ and $\zeta = 1.25$ results in $P(S_1) \sim S_1^{-4.1}$. The numerical results in Fig. 6 seem to indicate an even steeper decay of $P(S_1)$ than the predicted power-law form. We believe that this behavior is due to rather strong finite-size effects, and that the exponent will converge to the

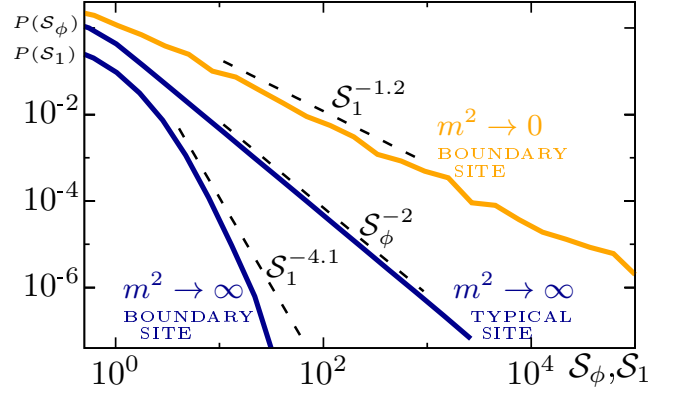


Fig. 6: (Color online) Local avalanche size distributions for typical and boundary sites, $P(S_\phi)$ and $P(S_1)$ respectively. The power laws indicated are those given by Eqs. (6) and (7). Note that for $m^2 \rightarrow 0$ the boundary site is also a typical site.

correct asymptotic value for larger ℓ . However, at present the verification of this statement is beyond our numerical capacities.

The statistics of the tip displacement is accessible experimentally. For example, when vortices are confined to a twin boundary of a superconductor and driven by a STM tip [10], the stress on the tip is $\sigma_1(t) = m^2[w(t) - u_1]$, and the distribution of stress drops $\Delta\sigma_1 = m^2 S_1$ can be measured by the driving device.

Key features of our results are consistent with recent exact calculations for the Brownian force model (BFM) driven at a boundary [26]. In this model, the disorder forces are Brownian walks, and the exponent ζ takes the value $4 - d$, hence $\zeta = 3$ for $d = 1$. For $m^2 = \infty$ the BFM has an avalanche-size exponent $\tau = 7/4$ in agreement with Eq. (2), setting $\zeta = 3$. For $m^2 \rightarrow 0$ it yields $\tau = 3/2$, the usual mean-field exponent for bulk driving. The crossover between the two scenarios occurs at $S_m \sim m^{-8}$, hence $L_m \sim m^{-2}$, in agreement with the above. The local jump exponent τ_ϕ takes the value $\tau_\phi = 5/3$ for finite m^2 , in agreement with Eq. (6) setting $\zeta = 3$, and $d = 1$.

Conclusions. – In this Letter we studied the avalanche dynamics of an elastic line in a random medium driven at a point by a spring of stiffness m^2 moving at constant velocity, and compared it with the well-known homogeneously driven case, where springs are attached to every point of the interface. In both cases, universal scale-free power laws with a large-size cutoff are observed in the distribution of avalanche sizes. When driving the system homogeneously, the scale controlling the cutoff is given by the ratio between the elastic constants of the interface, c and m^2 , namely, $L_m \sim c/m$, displaying criticality only in the limit $m^2 \rightarrow 0$. In contrast, when localizing the driving, the cutoff is controlled by the system size, and avalanches with an extent ℓ larger than L_m occur. This makes the locally driven elastic line a paradigm for driven self-organized critical systems. Now L_m scales as $\sim (c/m)^2$ and becomes a crossover scale between two

distinctive behaviours. We showed that small avalanches ($\ell < L_m$) behave as in the homogeneously driven case with an exponent $\tau \approx 1.11$, while large avalanches ($\ell > L_m$) present a new behaviour, with a higher avalanche exponent $\tau \approx 1.55$.

In these two regimes we measured the mean spatial shape of avalanches, a novel result for both homogeneously and locally driven elastic lines. They are distinct, changing from a seemingly universal symmetric parabolic shape to an asymmetric one, non-linearly growing at the driven point. Further work is needed to understand the origin of these shapes, and to clarify whether the characteristic exponents are related to the roughness exponent ζ of the interface. Interestingly, both regimes have the same value $\zeta = 1.25$, corresponding to the quenched Edwards-Wilkinson depinning universality class. We also measured the local distribution of jumps at different points of the interface, which exhibit new critical exponents in each regime. We consistently find a small slope at small jump lengths crossing over to a much steeper value at larger jump lengths.

This motivates to search for a similar crossover in experiments and suggests new measurements. For instance, vortices driven by an STM tip show a marked hysteresis [10] a signature of the non-equilibrium effects studied here, as well as a crossover in the jump-size distributions. We suggest to simultaneously measure jumps on the far side of the sample to distinguish system-spanning avalanches from smaller ones, a distinction which proved to be important in our analysis.

Finally, let us stress that most of the present results, and in particular scaling relations, can be generalized to an arbitrary spatial dimension d (with an appropriate definition of the boundary driving mechanism). In particular, the case $d = 2$, with appropriate modifications to the elastic kernel, may be applied to the study of stick-slip motion observed in friction experiments and its relation to the dynamics of edge-driven tectonic faults [9].

* * *

A. B. K., E. A. J. and L. E. A acknowledge partial support from Projects PIP11220120100250CO (CONICET) and PICT2011-1537 (Argentina). P. L. D. and K. J. W. acknowledge support from PSL grant ANR-10-IDEX-0001-02-PSL and thank KITP for hospitality and support in part by the NSF under Grant No. NSF PHY11-25915.

REFERENCES

- [1] BLATTER G., FEIGEL'MAN M., GESHKENBEIN V., LARKIN A. and VINOKUR V., *Rev. Mod. Phys.*, **66** (1994) 1125.
- [2] FISHER D., *Phys. Rep.*, **301** (1998) 113.
- [3] LE DOUSSAL P., in *BCS: 50 years*, L.N. Cooper and D. Feldman Editors World Scientific, also *Int. Journal of Modern Physics B*, **24** (2010) 3855-3914., (2010) .
- [4] LE DOUSSAL P. and WIESE K., *Phys. Rev. E*, **79** (2009) 051106.
- [5] LE DOUSSAL P. and WIESE K., *Phys. Rev. E*, **88** (2013) 022106.
- [6] DOBRINEVSKI A., LE DOUSSAL P. and WIESE K., *EPL*, **108** (2014) 66002.
- [7] ROSSO A., LE DOUSSAL P. and WIESE K. J., *Phys. Rev. B*, **80** (2009) 144204.
- [8] SCHOLZ C. H., *The Mechanics of Earthquakes and Faulting* (Cambridge University Press, Cambridge, England) 2002.
- [9] RUBINSTEIN S., BAREL I., RECHES Z., BRAUN O., URBACH M. and FINEBERG J., *Pure and Applied Geophysics*, **168** (2011) 2151.
- [10] SHAPIRA N., LAMHOT Y., SHPIELBERG O., KAFRI Y., RAMSHAW B. J., BONN D. A., LIANG R., HARDY W. N. and AUSLAENDER O. M., *Phys. Rev. B*, **92** (2015) 100501.
- [11] FRETTE V., CHRISTENSEN K., MALTHER-SORENSEN A., FEDER J., JOSSANG T. and MEAKIN P., *Nature (London)*, **379** (1996) .
- [12] CHRISTENSEN K., CORRAL A., FRETTE V., FEDER J. and JOSSANG T., *Phys. Rev. Lett.*, **77** (1996) 107.
- [13] PACZUSKI M. and BOETTCHER S., *Phys. Rev. Lett.*, **77** (1996) 111.
- [14] DE SOUSA VIEIRA M., *Phys. Rev. A*, **46** (1992) 6288.
- [15] CHIANCA, C. V., S MARTINS, J. S. and DE OLIVEIRA, P. M.C., *Eur. Phys. J. B*, **68** (2009) 549.
- [16] LE DOUSSAL P. and WIESE K., *Phys. Rev. Lett.*, **114** (2014) 110601.
- [17] WIESE K. J., *arXiv:1501.06514*, (2015) .
- [18] JAGLA E. A., LANDES F. P. and ROSSO A., *Phys. Rev. Lett.*, **112** (2014) 174301.
- [19] MIDDLETON A., *Phys. Rev. Lett.*, **68** (1992) 670.
- [20] FERRERO E. E., BUSTINGORRY S. and KOLTON A. B., *Phys. Rev. E*, **87** (2013) 032122.
- [21] LE DOUSSAL P., WIESE K. J. and CHAUVE P., *Phys. Rev. B*, **66** (2002) 174201.
- [22] ROSSO A. and KRAUTH W., *Phys. Rev. Lett.*, **87** (2001) 187002.
- [23] CHAUVE P., LE DOUSSAL P. and WIESE K. J., *Phys. Rev. Lett.*, **86** (2001) 1785.
- [24] HUSE D. A. and HENLEY C. L., *Phys. Rev. Lett.*, **54** (1985) 2708.
- [25] KARDAR M., *Phys. Rev. Lett.*, **55** (1985) 2923.
- [26] DELORME M., LE DOUSSAL P. and WIESE K. J., *to be published*, () .