

The effect of interacting dark energy on local measurements of the Hubble constant

Io Odderskov,^a Marco Baldi,^b Luca Amendola^c

^aDepartment of Physics and Astronomy
University of Aarhus, DK-8000 Aarhus C, Denmark

^bDipartimento di Fisica e Astronomia,
Alma Mater Studiorum Università di Bologna, I-40127 Bologna, Italy

^cInstitute of Theoretical Physics
University of Heidelberg, 69120 Heidelberg, Germany

E-mail: isho07@phys.au.dk

Abstract. In the current state of cosmology, where cosmological parameters are being measured to percent accuracy, it is essential to understand all sources of error to high precision. In this paper we present the results of a study of the local variations in the Hubble constant measured at the distance scale of the Coma Cluster, and test the validity of correcting for the peculiar velocities predicted by gravitational instability theory. The study is based on N-body simulations, and includes models featuring a coupling between dark energy and dark matter, as well as two Λ CDM simulations with different values of σ_8 . It is found that the variance in the local flows is significantly larger in the coupled models, which increases the uncertainty in the local measurements of the Hubble constant in these scenarios. By comparing the results from the different simulations, it is found that most of the effect is caused by the higher value of σ_8 in the coupled cosmologies, though this cannot account for all of the additional variance. Given the discrepancy between different estimates of the Hubble constant in the universe today, cosmological models causing a greater cosmic variance is something that we should be aware of.

Contents

1	Introduction	1
2	Coupled dark energy cosmologies	2
3	Simulations and halo catalogues	3
4	Method	4
5	Results and discussion	8
6	Conclusions	12
7	Acknowledgements	12

1 Introduction

Today, cosmological parameters are being measured with an accuracy of a few percent. This makes it possible to constrain cosmological models by comparing independent estimates with each other under the assumption of some specific model. Recently, this led to questioning the standard cosmological scenario, when the Planck Collaboration found that measurements from the CMB under the assumption of the Λ CDM model led to a surprisingly low value of the Hubble constant, more than two standard deviations from the one measured in the local universe [1, 2]. One possible solution to this that did not challenge the Λ CDM model was that the discrepancy was caused by local variations in the cosmic flow field. This was studied by [3–5], and found to have an insignificant effect at the distance scales probed by type Ia supernovae. Another possible resolution of the discrepancy, which has been suggested in [6], is that systematics in the calibration of the distance-luminosity relation for type Ia supernovae may lead to an overestimate of the Hubble constant. The calibration used by [1] is primarily based on Cepheids, and the precision of this calibration both limits the accuracy to which the Hubble constant can be determined and possibly introduces systematics leading to an erroneous estimate.

One of the alternative ways to measure the Hubble constant is to use Cepheids in the Coma Cluster. This would eliminate a step on the distance ladder and the possible error associated with the calibration [7, 8]. But at this much smaller distance, the effect of the local variations is much larger.

In this paper, we study the local variations associated with a determination of the Hubble constant using Cepheids in the Coma Cluster. We further study the model dependence of this method. This is done using a set of publicly available cosmological simulations and halo catalogues from the CoDECS project¹, which include a coupling between a dark energy scalar field and dark matter particles [9, 10]. We show that the uncertainty associated with the local variations is model dependent, and that the presence of a coupling between dark matter and dark energy would increase the variance among the locally measured Hubble

¹“Coupled Dark Energy Cosmological Simulations”, the halo catalogues are available at <http://www.marcobaldi.it/CoDECS>

constants by about 1%. A substantially larger fraction of the observers in cosmologies with a strong coupling would significantly over- or underestimate the expansion rate. By performing the same analysis on a standard Λ CDM simulation featuring a high value of σ_8 , we find that most of the effect can be ascribed to the higher value of σ_8 arising in the coupled cosmologies as a consequence of the fifth-force mediated by the dark energy field, in order for them to be consistent with constraints from the CMB. However, this does not account for all of the added variance.

We also test the procedure of subtracting the component of peculiar velocities predicted by gravitational instability theory, and discuss the validity of this approach in the coupled cosmologies. We show that the correction reduces the variance in all the considered cosmologies, when the velocities are smoothed over a sufficiently large radius.

The paper is organized as follows: In section 2, we provide a short description of coupled dark energy cosmologies. The simulations and halo catalogues are described in section 3. In section 4 we describe how the distributions of local Hubble constants are found by identifying mock observers in the halo catalogues, who each carry out a mock observation in order to determine the Hubble constant in their local universe. We also explain the subsequent correction procedure carried out by each observer. In section 5 we present and discuss our results, and we conclude in section 6.

2 Coupled dark energy cosmologies

If the dark energy component of the universe is coupled to some of the matter species, as first proposed in [11], this would provide a possibility for gaining a deeper insight into this mysterious component and to address some of the naturalness problems associated with the onset of the cosmic acceleration. To be able to detect such a coupling, it is essential to understand what imprint it would make on observables, for example the density field and the velocities of its tracers [12, 13]. The cosmologies considered in this paper are based on an evolving scalar field, playing the role of the dark energy, which couples to dark matter. See [9, 10, 12–17] for further details about the motivation and evolution of such cosmologies. The interaction gives rise to a fifth force, acting between dark matter particles, which is mediated by the dark energy scalar field. This modifies the processes of both linear and non-linear structure formation, and it is therefore natural to consider a possibly important modification of the local variations in the expansion rates found at different positions in the universe.

The coupling modifies the evolution equations for dark matter and dark energy by adding a source term in each of the respective dynamic equations (see [10]):

$$\begin{aligned} \dot{\rho}_c + 3H\rho_c &= -\sqrt{\frac{16\pi G}{3}}\beta_c(\phi)\rho_c\dot{\phi}, \\ \ddot{\phi} + 3H\dot{\phi} + \frac{dV}{d\phi} &= \sqrt{\frac{16\pi G}{3}}\beta_c(\phi)\rho_c. \end{aligned} \quad (2.1)$$

Here, ρ_c is the density of cold dark matter, H is the Hubble constant, G is Newtons gravitational constant, ϕ is the scalar field, $V(\phi)$ is the potential in which it evolves, and the coupling of the scalar field to cold dark matter is described by the coupling function $\beta_c(\phi)$. Overdots denote derivatives with respect to cosmic time. The models considered in this paper are a subset of the ones included in the CoDECS project, corresponding to a set of flat cosmologies with different assumptions about the potential $V(\phi)$ in which the scalar field evolves, and

about the coupling function $\beta_c(\phi)$. We use the same naming convention as in the CoDECS project, where the first part of the name of a model describes the form of $V(\phi)$, and the last part describes the strength of the coupling function $\beta_c(\phi)$. The models considered are:

$$\Lambda\text{CDM:} \quad V(\phi) = A \quad ; \quad \beta_c(\phi) = 0, \quad (2.2)$$

$$\text{EXP00[1,3]:} \quad V(\phi) = Ae^{-\alpha\phi} \quad ; \quad \beta_c(\phi) = \beta_0, \quad (2.3)$$

$$\text{EXP008e3:} \quad V(\phi) = Ae^{-\alpha\phi} \quad ; \quad \beta_c(\phi) = \beta_0 e^{\beta_1\phi}, \quad (2.4)$$

$$\text{SUGRA003:} \quad V(\phi) = A\phi^{-\alpha}e^{\phi^2/2} \quad ; \quad \beta_c(\phi) = \beta_0, \quad (2.5)$$

with the values of α , β_0 and β_1 given in table 1. See [12] for more details about the models with constant coupling (EXP001 and EXP003), [16] for details about the model with variable coupling (EXP008e3) and [17] for details about the SUGRA model.

As shown in [14, 16], the relation from linear perturbation theory relating the density parameter for matter, Ω_m , and the growth rate, $f(a)$: $f(a) = \Omega_m^\gamma$ with $\gamma = 0.55$ [18], no longer holds in coupled models. In [9] it was found that a good fit can be achieved with the formula

$$f(a) \approx \Omega_m^\gamma \left(1 + \gamma \frac{\Omega_c}{\Omega_m} \epsilon_c \beta_c^2 \right), \quad (2.6)$$

where Ω_c is the density parameter for cold dark matter, with $\gamma = 0.56$ and $\epsilon_c = 2.4$. For the models with an exponential potential, EXP001, EXP003 and EXP008e3, the normalization of the scalar field is $\phi(z=0) = 0$. This means that $\beta_c(z=0) = \beta_0$ for each of the coupled models.

3 Simulations and halo catalogues

The simulations in the CoDECS project have been created using a modified version of GADGET [19]. The implementation of the modifications is described in [9]. The simulations which are used in this study have been run in periodic boxes of 1 Gpc/h, containing 1024^3 CDM particles and the same number of baryon particles, corresponding to particle masses at $z=0$ of $m_c = 5.84 \times 10^{10} M_\odot/h$ and $m_b = 1.17 \times 10^{10} M_\odot/h$, respectively. The only difference between the two types of particles is that the baryons do not couple to the scalar field. The softening length in the simulations is $\epsilon_s = 20$ kpc/h.

All the simulations share the same set of parameters at the present time, except for the amplitude of density perturbations, σ_8 , which has been normalized to the value it had at the time of last scattering ($z_{CMB} \approx 1100$), in order to be consistent with constraints from the CMB. Therefore, the different growth rates result in different values of σ_8 today.

Ideally, all of the simulations should be run in different versions with different cosmological parameters, in order to check the importance of each of these on the results. However, this is computationally expensive with simulations of these sizes, and beyond the scope of this work. The most important parameter in this regard is σ_8 , which differs much between the simulations and can be expected to be responsible for a large part of the difference in their velocity fields, which causes the local variations in H_0 . For the purpose of distinguishing the effect of σ_8 from separate effects caused by the coupling, we include in the studied models

Model	A	α	β_0	β_1	σ_8
Λ CDM	-	-	-	-	0.809
Λ CDM_HS8	-	-	-	-	0.967
EXP001	0.0218	0.08	0.05	0	0.825
EXP003	0.0218	0.08	0.15	0	0.967
EXP008e3	0.0217	0.08	0.4	3	0.895
SUGRA003	0.0202	2.15	-0.15	0	0.806

Table 1. Cosmological parameters for the simulations. The sidelength of the box is 1Gpc/h, the number of particles is $2 \cdot 1024^3$, and $h = 0.703$, $\Omega_c = 0.226$, $\Omega_\Lambda = 0.729$, $\Omega_b = 0.0451$. The spectral index for the Gaussian initial conditions is $n_s = 0.966$, and the normalization of scalar perturbations is $\mathcal{A}_s = 2.42 \times 10^{-9}$.

a further realisation of Λ CDM in which σ_8 has the same value as in the strongly coupled model, EXP003 (see table 1). This model will be referred to as Λ CDM_HS8.

The initial conditions have been created by displacing particles from a homogeneous glass distribution using the Zel’dovich approximation [20], in order to match a random-phase realization of the linear matter power spectrum (assumed to be Gaussian, with a spectral index of $n_s = 0.966$). The simulations were started at an initial redshift of $z_i = 99$. The phase of displacements were chosen to be the same for each model, so that the large scale cosmic structures are the same in all the simulations.

The simulation parameters correspond to the 7th year results of the Wilkinson Microwave Anisotropy Probe [21]: The universe is assumed to be flat, and $h = 0.703$, $\Omega_c = 0.226$, $\Omega_\Lambda = 0.729$, $\Omega_b = 0.0451$. This results in particle masses of $m_c = 5.84 \times 10^{10} M_\odot/h$ for the CDM particles and $m_b = 1.17 \times 10^{10} M_\odot/h$ for the baryons at $z = 0$ (the particle masses vary with redshift in the coupled cosmologies). Only the halo catalogues at $z = 0$ have been used. The parameters are summarized in table 1.

The halo catalogues have been generated using the SUBFIND algorithm [22]. First, particle groups were identified by running a Friends-of-Friends algorithm over the CDM particles only, with a linking length of 0.2 times the mean particle distance. Only groups with at least 32 CDM particles have been retained, and baryonic particles having as nearest CDM neighbour a group member were subsequently attached to the group. Next, gravitationally bound substructures (halos) within the FOF-groups were identified by SUBFIND. In this second step, only halos with at least 20 bound particles (CDM as well as baryons) were kept. The mass of a group or a halo was calculated as the sum of the masses of all the particles it contains.

4 Method

Using the halo catalogues of the N-body simulations described above, we estimate the distribution of Hubble constants that would be observed by observers who find themselves in a position in the universe similar to ours. The spread of this distribution contributes to the uncertainty associated with the method.

Mock observers and observations

We use the halo catalogues from the CoDECS project, described in the previous section, to mimic the observations of the Coma Cluster. At first, in each simulation we choose 1000

observers with a position which has the same characteristics as our position in the universe. This is done by identifying the halos with a mass similar to that of the Local Group (in the mass range $1 \times 10^{12} - 1 \times 10^{13} M_{\odot}/h$) which are subhalos of a group with a mass similar to that of the Virgo Supercluster (in the mass range $5 \times 10^{14} - 5 \times 10^{15} M_{\odot}/h$). Each observer makes an observation of a halo at a distance of $65 - 75 \text{Mpc}/h$. Since $h = 0.703$, this corresponds to the distance to the Coma Cluster ($99 \text{Mpc} = 70 \text{Mpc}/h$). The observer then estimates the Hubble constant from the measured distance, r , and radial velocity, v_r , of the halo as

$$H_{loc} = \frac{v_r}{r}. \quad (4.1)$$

The velocity is the sum of the velocity due to the expansion, given by $H_0 r$, and the radial part of the peculiar velocity of the halo. This corresponds to the velocity that would be deduced from the measured redshift.

The peculiar velocities are generally assumed to be generated by the process of structure formation. This can be described using linear perturbation theory, as will be further discussed in the next section. However, this is only valid when the matter distribution is smoothed on sufficiently large scales. The Cepheids at the center of the Coma Cluster are assumed to be at rest with respect to the cluster, and therefore follow its overall motion,² which can be found as the center of mass motion of its constituents. In order to make the observations in the mock catalogues fit the observation of the Coma Cluster as accurately as possible, we measure these velocities in the following way: Each observer starts by identifying the most massive halo in the chosen distance range, and subsequently finds all halos within a radius R of this halo. Then, the center of mass velocity of this group of halos is calculated, which corresponds to smoothing the velocity field on a scale given by R . We investigate how the results depend on the scale by using different radii for the calculation of the center of mass motion, ranging from $R = 0$, equivalent to no smoothing, to $R = 15 \text{Mpc}/h$, which is significantly larger than the radius of the Coma Cluster.

The observation carried out by each observer is illustrated in figure 1.

Correcting for local flows

In [24], the observed velocities are corrected by subtracting the predicted velocity as calculated from a sum over the nearby attractors (The Virgo Supercluster, The Great Attractor and the Shapley Concentration [24, 25]). Thanks to large galaxy surveys and improved computer resources, today it is possible to integrate the entire density field in the nearby universe, at least to the degree that it can be accurately probed by tracers such as galaxies. This approach is for example described in [26] using the IRAS PSCz galaxy redshift survey.

The predictions for the local flows are found by applying linear perturbation theory to the density field. As well known [18], the peculiar velocity at a position \mathbf{r} is related to the gravitational field through

$$\mathbf{v}(\mathbf{r}) = \frac{2}{3} \frac{f(\Omega)}{\Omega_m H(z)} \mathbf{g}(\mathbf{r}), \quad (4.2)$$

²This assumption might be problematic, as results from large scale surveys indicate that central galaxies might not be at rest at the halo centers. See for example [23].

where Ω_m is the density parameter for matter, $H(z)$ is the Hubble constant at redshift z , and $f(\Omega)$ is the growth rate. The gravitational field $\mathbf{g}(\mathbf{r})$ can be found by integrating the overdensity $\delta_m(\mathbf{r}) \equiv \frac{\rho_m(\mathbf{r}) - \bar{\rho}_m}{\bar{\rho}_m}$, where $\rho_m(\mathbf{r})$ is the matter density at position \mathbf{r} , and $\bar{\rho}_m$ is its mean value:

$$\mathbf{g}(\mathbf{r}) = G\bar{\rho}_m \int \frac{\mathbf{r}' - \mathbf{r}}{|\mathbf{r}' - \mathbf{r}|^3} \delta_m(\mathbf{r}') d^3\mathbf{r}'. \quad (4.3)$$

The overdensity field can be related to the halo overdensity field as $\delta_h = b_h \delta_m$, where b_h is the halo bias. Using this, and combining the two equations above, it is found that the peculiar velocity from linear perturbation theory at position \mathbf{r} is given by

$$\mathbf{v}(\mathbf{r}) = \frac{H(z)f(\Omega)}{4\pi\bar{\rho}_m b_h} \int \frac{\mathbf{r}' - \mathbf{r}}{|\mathbf{r}' - \mathbf{r}|^3} \delta_h(\mathbf{r}') d^3\mathbf{r}', \quad (4.4)$$

where we have also used the Friedmann equation, $H^2(z) = \frac{8\pi G}{3} \frac{\rho_m}{\Omega_m}$. It is assumed that the monopole term of the integral does not contribute, as will be the case if the integral is over all of space or over a sphere around the halo at position \mathbf{r} . The density field of the halos in the simulation can be represented as a sum of delta functions at the halo positions, and thereby the expression above turns into

$$\mathbf{v}(\mathbf{r}) = \frac{H(z)f(\Omega)}{4\pi\bar{\rho}_m b_h} \sum_i \frac{\mathbf{r}_i - \mathbf{r}}{|\mathbf{r}_i - \mathbf{r}|^3} m_i, \quad (4.5)$$

where m_i is the mass of the i th halo. In our analysis, we assume $b_h = 1$. We use the growth rates given in equation 2.6.

Linear perturbation theory only gives an accurate description of the velocity field when it is smoothed with a sufficiently large smoothing radius. When the smoothing scale R is small, a massive halo just outside the observed sphere (the blue circle in figure 1) will lead to extreme predictions for the velocity, due to the distance in the denominator of equation 4.5. Such velocities will be only weakly correlated with the actual velocities, because they are determined by processes that are not captured by linear perturbation theory, such as virialization. In these cases, the correction procedure will lead to estimates of the Hubble constant very far from the true value. Therefore, the correction procedure can be expected to give very bad results in the case of a small smoothing scale.

Due to the intimate relation between the density field and the peculiar velocity field, the amount of clustering, measured by σ_8 , can be expected to significantly affect the results. This issue is also discussed in [27], where the effect of interacting dark energy on redshift space distortions is studied, and found to be strongly degenerate with the value of σ_8 at scales larger than 5 – 10 Mpc/h. Since the scale considered in this study is much larger than this (~ 70 Mpc/h), we expect our results to be strongly dependent on the values of σ_8 featured in the different models.

Distribution of local Hubble constants

The difference in the measured Hubble constants at different locations in the universe is a consequence of the inhomogeneities in the matter distribution, which induces peculiar

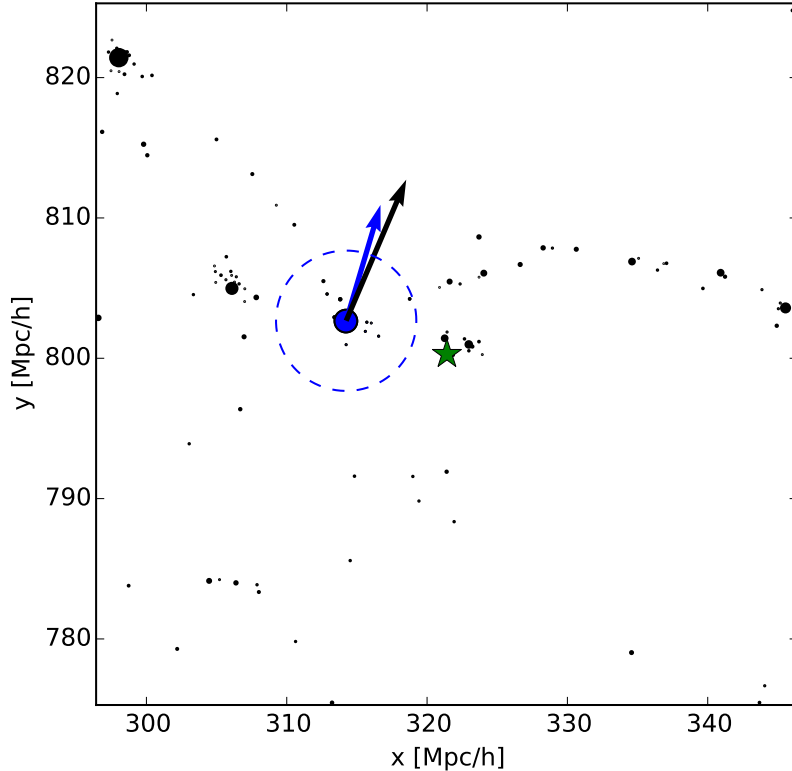


Figure 1. An illustration of the observation performed by each observer. The observer is marked with a green star. It chooses the most massive halo in the distance range $65 - 75$ Mpc/h. The peculiar component of the center of mass motion of all halos within $R = 5$ Mpc/h (in the case displayed above) is then calculated (blue arrow), and the radial part is used for the estimation of the Hubble constant. The black arrow is the velocity calculated with equation 4.5. The slice is 10 Mpc/h thick, and is centered on the observer.

velocities. The matter distribution, described in terms of the overdensity parameter, $\delta_m = \frac{\rho_m(\mathbf{r}) - \bar{\rho}_m}{\bar{\rho}_m}$, is necessarily characterized by a skewed distribution, since the allowed values of δ_m ranges from -1 to ∞ . In agreement with this, it has been found that it is well described by a log-normal distribution [28]. As in [3], we assume that local Hubble constants follow the same distribution as the inhomogeneities in the matter distribution, since this is the source of the variations in the Hubble constants. Therefore, we fit the distribution of local Hubble constants in the simulations by a log-normal distribution:

$$f(x) = \frac{1}{x\sigma\sqrt{2\pi}} \exp\left[-\frac{(\ln x - \mu)^2}{2\sigma^2}\right], \quad (4.6)$$

where in our case $x = H_{loc}/H_0$. The mean and spread of $\ln(x)$ are given by the fitting parameters μ and σ . In table 2, we show the corresponding mean and spread of x , namely $\mu_x = e^\mu$ and $\sigma_x = \mu_x \cdot \sigma$, where the last part follows from the law of propagation of errors.

5 Results and discussion

In figure 2, we show the distributions of the Hubble constants measured by the different observers in each of the considered models. For each model, we show both the original (blue) and the corrected (green) distribution, which is obtained by subtracting the peculiar velocity predicted by linear theory, equation 4.5, before calculating the Hubble constant. Each model is compared to the distributions in the standard Λ CDM model, which are indicated in magenta. We have chosen a smoothing radius $R = 5 \text{ Mpc/h}$, since this approximately corresponds to the size of the Coma Cluster.

The dependence on the smoothing length is illustrated in figure 3, where the corrected and uncorrected distributions are shown for smoothing radii of 0, 1 Mpc/h, 5 Mpc/h, and 10 Mpc/h, respectively, for the EXP003 model.

The parameters for the fitted distributions are given in table 2. Before correcting for the linear flows, the models with a strong coupling (EXP003 and EXP008e3) show a spread in the locally measured Hubble constants between 0.6% and 0.8% larger than the spread found in the Λ CDM model. It is perhaps even more interesting to consider the tails of the histograms. A substantial fraction, 13.4%, of the observers in the Λ CDM model would over- or underestimate the Hubble constant by more than 5%, and this number increases to respectively 24.4% and 22.9% in the cosmologies with a strong coupling. The distributions in the weakly coupled cosmologies are very close to the one found for Λ CDM.

For the case of the Λ CDM_HS8 model, featuring a high value of σ_8 , the distributions are very similar to those found for EXP003, which has the same value of σ_8 . This is shown in figure 4, in which the fitted distributions for EXP003, Λ CDM, and Λ CDM_HS8 are compared. This indicates that most of the difference between the coupled and uncoupled models can be attributed to the different values of σ_8 . There is, however, a small residual difference. This is most notable when considering the tails of the histograms: The fraction of observers who over- or underestimate the Hubble constant by more than 5% is a few percent higher in the EXP003 model than in the Λ CDM model with the same value of σ_8 . Furthermore, the model with a variable coupling, EXP008e3, also has a wider distribution than Λ CDM_HS8, despite having a lower value of σ_8 . This is similar to the results presented in [29], in which the pairwise infall velocity of clusters is found to be greatest in the simulation which features a variable coupling. In [29], this result is further investigated by considering the first order equations from [14] for the density and velocity perturbations in coupled dark energy models. By solving these, it is shown that the biggest perturbations in the peculiar velocity field at $z = 0$ are found in the exponentially coupled model, even though the corresponding enhancement of the density perturbations (as measured by σ_8) is significantly smaller than in the EXP003 model. Hence, this result is in agreement with what one should expect from linear perturbation theory.

When varying the radius used for the CoM calculation, we see that increasing the radius generally leads to better results for the correction procedure. This is expected, as velocities on larger scales will be better approximated by linear perturbation theory. However, when the CoM-scale is increased to 15 Mpc/h, the correction procedure becomes less effective. We attribute this to the effect of the finite box size. It is seen that the correction slightly underestimates the peculiar velocity caused by the presence of the halo in which the observer is situated, by the fact that also the corrected distribution has a mean value less than one. This might be caused by the choice to set the halo bias b_h equal to one. Apart from this, the

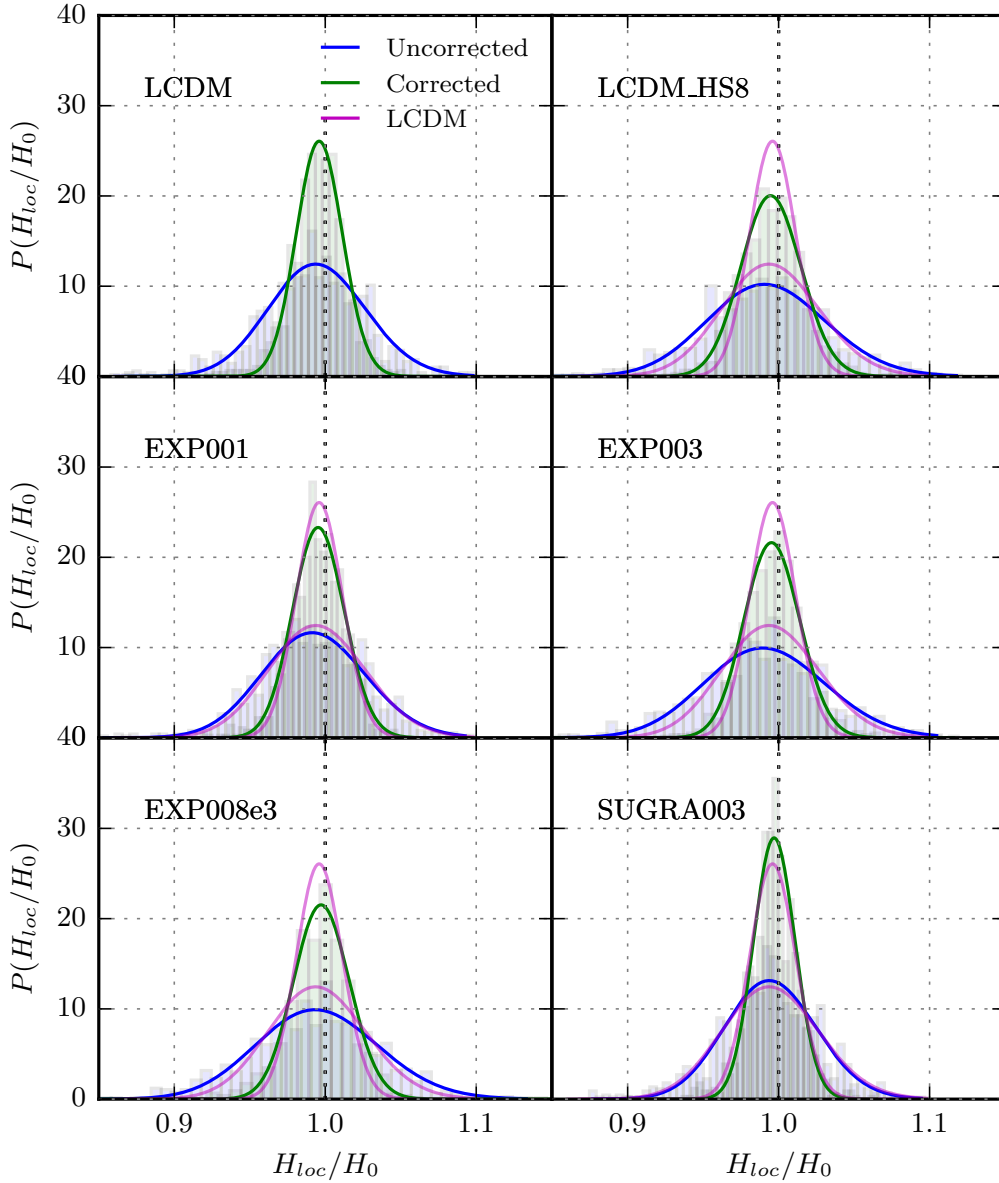


Figure 2. The distribution of the measured Hubble constants among the halos with characteristics similar to that of the local group in each of the considered models. The CoM scale is $R = 5 \text{ Mpc/h}$ in all cases. The blue histograms corresponds to the uncorrected distributions, the green histograms to the corrected distributions. The lines are the fitted log-normal distributions. The fitted distributions for the ΛCDM model are shown in magenta for comparison.

correction procedure efficiently reduces the spread of the distribution for both the standard

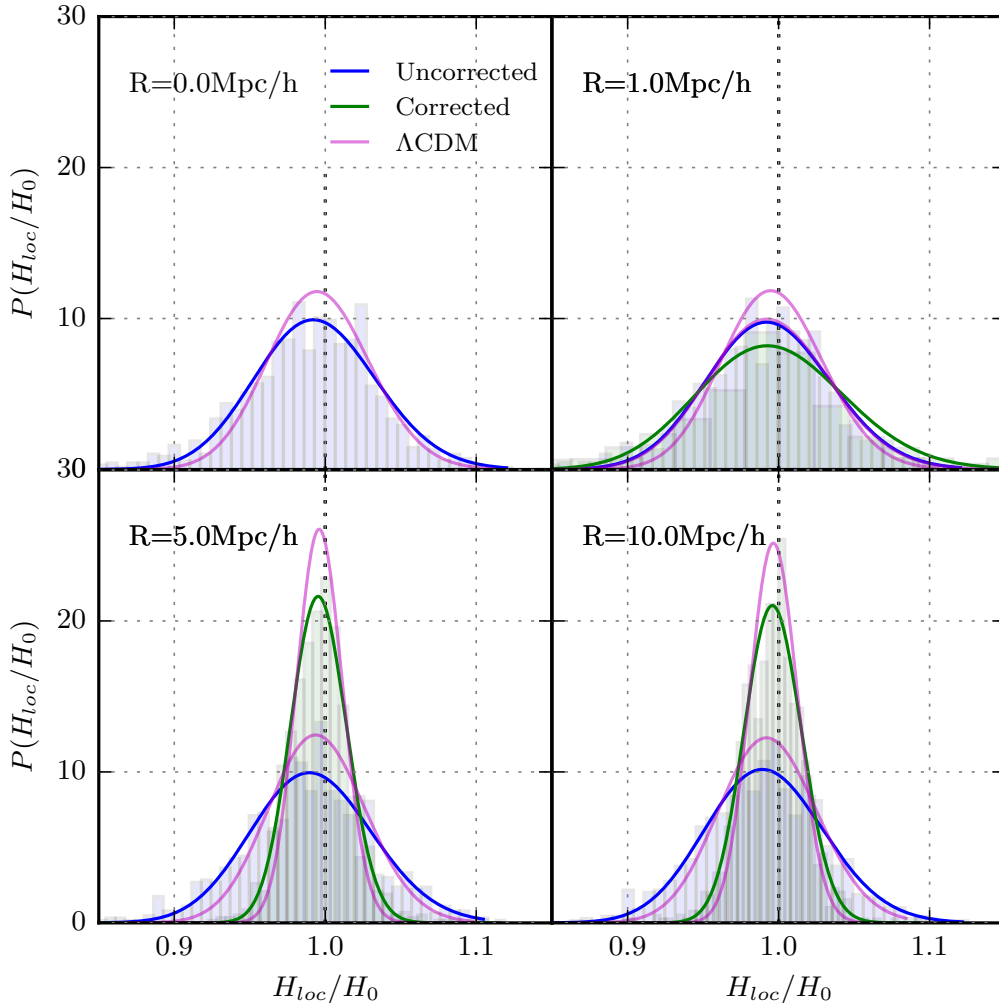


Figure 3. The distribution of the measured Hubble constants among the halos with characteristics similar to that of the local group in the strongly coupled model (EXP003). The blue histograms are the distributions before the correction procedure is applied, the green histograms corresponds to the corrected distributions (not shown for the case without any smoothing, $R = 0$). The lines corresponds to the fitted log-normal distributions. The fitted distributions for the Λ CDM model are shown in magenta for comparison.

and the coupled cosmologies. It is also seen that linear theory only reduces the uncertainty at scales above a couple of Mpc. However, structures of a size similar to that of the Coma Cluster (with a radius a little above 5Mpc/h) have a peculiar motion which appears to be well described by this theory.

Future studies might include a more thorough exploration of the peculiar velocities in coupled cosmologies. This subject is also treated in [30], where differences in the pairwise

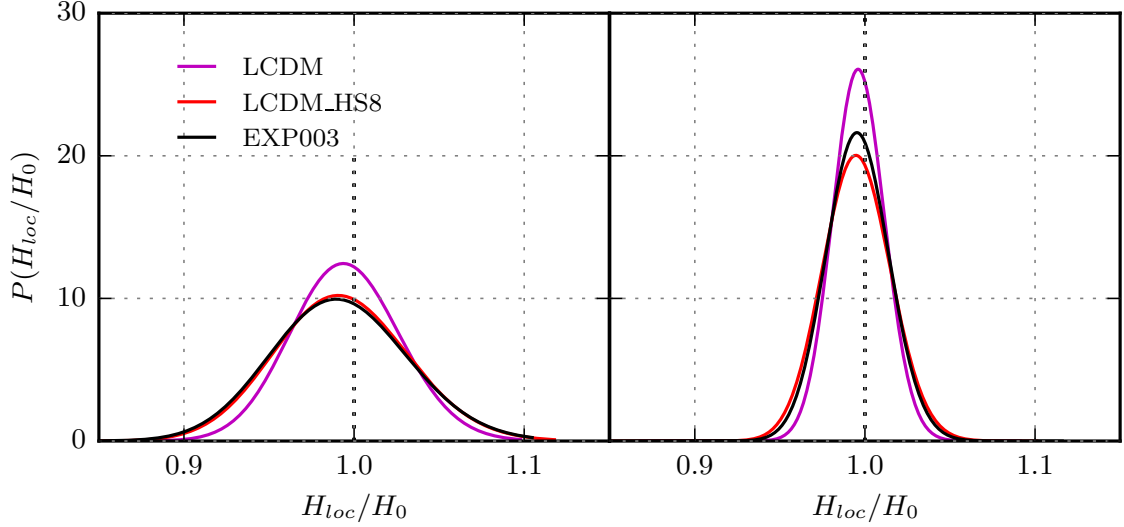


Figure 4. Comparison between fitted distributions for uncorrected (left), and corrected (right) distributions of the locally measured Hubble constants. It is seen that most of the difference between the distributions found in Λ CDM and in EXP003 can be attributed to the higher value of σ_8 in the coupled model.

Model	σ_8	R	μ_x	σ_x	$P(\frac{H_{loc}}{H_0} < 0.95)$	$P(\frac{H_{loc}}{H_0} > 1.05)$
Λ CDM	0.809	0.0	99.6 (-)	3.4 (-)	10.8 (-)	5.3 (-)
		1.0	99.6 (99.4)	3.4 (4.0)	10.4 (17.3)	4.7 (7.7)
		5.0	99.5 (99.6)	3.2 (1.5)	10.3 (1.6)	3.1 (0.6)
		10.0	99.3 (99.7)	3.3 (1.6)	9.9 (1.2)	4.7 (0.2)
		15.0	99.2 (99.7)	3.3 (1.8)	11.3 (1.5)	4.4 (0.6)
EXP003	0.967	0.0	99.3 (-)	4.0 (-)	17.7 (-)	7.3 (-)
		1.0	99.4 (99.5)	4.1 (4.9)	18.0 (23.6)	8.0 (16.2)
		5.0	99.1 (99.6)	4.0 (1.8)	17.0 (1.5)	7.4 (1.4)
		10	99.1 (99.6)	3.9 (1.9)	18.0 (1.5)	5.8 (0.4)
		15	99.2 (99.7)	4.0 (2.1)	14.7 (3.5)	6.0 (1.4)
Λ CDM_HS8	0.967	5.0	99.2 (99.6)	3.9 (2.0)	15.3 (2.3)	6.3 (0.7)
EXP001	0.825	5.0	99.3 (99.6)	3.4 (1.7)	10.1 (1.8)	3.1 (0.4)
EXP008e3	0.895	5.0	99.5 (99.8)	4.0 (1.9)	15.8 (3.0)	7.1 (0.9)
SUGRA003	0.806	5.0	99.5 (99.7)	3.0 (1.4)	9.8 (1.3)	3.8 (0.4)

Table 2. Parameters for the fitted distributions (mean and spread of $x = H_{loc}/H_0$), and the probabilities of measuring a Hubble constant which deviates from the true value by 5% or more, as calculated directly from the histograms. The numbers in the parentheses are the parameters after correcting for the linear velocities induced by the matter distribution. These are omitted for the case of no smoothing, $R = 0$, as non-linear velocities completely dominates in this case. All the numbers are in percent, except for the CoM-scale, R, which is in Mpc/h, and σ_8 .

velocity distributions of the coupled cosmologies are explored. It is briefly discussed how the effects of the coupling compares to the effects caused by the existence of massive neutrinos. The signature from massive neutrinos points in the opposite direction of the change caused by the coupling [31]. Therefore, if massive neutrinos were present, this could allow for a large coupling. And since the coupling causes a larger variance, this could potentially explain a discrepancy between the Hubble constant estimated from the CMB and the value measured in the local universe. In the most strongly coupled model considered here, EXP003, 0.8% of the observers would measure a local Hubble constant more than 8.8% higher than the true value, corresponding to the discrepancy between the local and the CMB value. This is 4 times as many as in the Λ CDM case (0.2%). However, the corresponding fraction in the Λ CDM_HS8 model is also 0.8%, which confirms that the higher value of σ_8 is responsible for most of the additional variance.

6 Conclusions

We have investigated local variations in the Hubble constant as measured from Cepheids in the Coma Cluster, using a set of simulations featuring a coupling between a dark energy scalar field and dark matter, as well as two Λ CDM simulations with different values of σ_8 . In the standard Λ CDM model, a substantial fraction of the observers (more than 13%) would over- or underestimate the Hubble constant by more than 5%. The variance is found to be much larger in the strongly coupled models, such that almost twice as many observers measures a Hubble constant which deviates substantially from the true value. Most of the added variance was found to be attributed to the higher value of σ_8 in the coupled models. However, especially in the model featuring a variable coupling, there is a residual effect that cannot be explained by σ_8 .

We have tested how the distributions of local Hubble constants are affected by correcting for peculiar velocities induced by the matter distribution, as predicted by linear theory of structure formation, also taking into account the modified relation between density and velocity arising in interacting Dark Energy cosmologies. The correction procedure effectively reduces the spread in the distributions in both standard and coupled cosmologies. And although the fraction of observers who would significantly over- or underestimate the Hubble constant is still much larger in the coupled cosmologies after the correction procedure, it is less than 4% in all the considered cosmologies for a smoothing radius of 5 Mpc/h.

7 Acknowledgements

We acknowledge computing resources from Center for Scientific Computing Aarhus. L.A. acknowledges support from DFG through the project TRR33 'The Dark Universe'. MB acknowledges support from the Italian Ministry for Education, University and Research (MIUR) through the SIR individual grant SIMCODE, project number RBSI14P4IH.

References

- [1] Adam G. Riess, Lucas Macri, Stefano Casertano, Hubert Lampeitl, Henry C. Ferguson, Alexei V. Filippenko, Saurabh W. Jha, Weidong Li, and Ryan Chornock. A 3space telescope and wide field camera 3. *ApJ*, 2011.
- [2] Planck Collaboration. Planck 2013 results. xvi. cosmological parameters. 2013.

- [3] Valerio Marra, Luca Amendola, Ignacy Sawicki, and Wessel Valkenburg. Cosmic variance and the measurement of the local hubble parameter. *Phys. Rev. Lett.*, 110,:241305, March 2013.
- [4] Radoslaw Wojtak, Alexander Knebe, William A. Watson, Ilian T. Iliev, Steffen Hess, David Rapetti, Gustavo Yepes, and Stefan Gottloeber. Cosmic variance of the local hubble flow in large-scale cosmological simulations. December 2013.
- [5] Io Odderskov, Steen Hannestad, and Troels Haugbølle. On the local variation of the hubble constant. *J. Cosmol. Astropart. Phys.*, 2014.
- [6] George Efstathiou. H0 revisited. 2013.
- [7] M. Gregg, K. Cook, L. Macri, D. Welch, P. Stetson, and J. Mould. Measuring the Hubble Flow Hubble Constant with Cepheids in the Coma Cluster. In *American Astronomical Society Meeting Abstracts #220*, volume 220 of *American Astronomical Society Meeting Abstracts*, page 332.06, may 2012.
- [8] L. M. Macri, S. L. Hoffmann, K. H. Cook, M. Gregg, J. R. Mould, P. B. Stetson, and D. L. Welch. Cepheids in the Coma Cluster. In *American Astronomical Society Meeting Abstracts #221*, 2013.
- [9] Marco Baldi, Valeria Pettorino, Georg Robbers, and Volker Springel. Hydrodynamical n -body simulations of coupled dark energy cosmologies. *Monthly Notices of the Royal Astronomical Society*, 2010.
- [10] Marco Baldi. The codecs project: a publicly available suite of cosmological n-body simulations for interacting dark energy models. 2011.
- [11] Christoph Wetterich. The cosmon model for an asymptotically vanishing time-dependent cosmological “constant”. *Astron.Astrophys.*, 301:321-328,1995, *Astron.Astrophys.*301:321-328,1995.
- [12] Luca Amendola. Coupled quintessence. *Phys. Rev. D*, 62(4), Jul 2000.
- [13] Marco Baldi. Clarifying the effects of interacting dark energy on linear and non-linear structure formation processes. *Monthly Notices of the Royal Astronomical Society*, 2011.
- [14] L. Amendola. Linear and nonlinear perturbations in dark energy models. *prd*, 69(10):103524, 2004.
- [15] Luca Amendola, Marco Baldi, and Christof Wetterich. Quintessence cosmologies with a growing matter component. *Phys. Rev. D*, 78(2), Jul 2008.
- [16] Marco Baldi. Time-dependent couplings in the dark sector: from background evolution to non-linear structure formation. *Monthly Notices of the Royal Astronomical Society*, 2010.
- [17] Marco Baldi. Early massive clusters and the bouncing coupled dark energy. *Monthly Notices of the Royal Astronomical Society*, 2011.
- [18] Phillip James Edwin Peebles. *Principle of Physical Cosmology*. Princeton University Press, 1993.
- [19] Volker Springel. The cosmological simulation code gadget-2. *Mon.Not.Roy.Astron.Soc.*, 364:1105–1134, 2005.
- [20] Y. B. Zel’dovich. Gravitational instability: An approximate theory for large density perturbations. *aap*, 1970.
- [21] E. Komatsu, K. M. Smith, J. Dunkley, C. L. Bennett, B. Gold, G. Hinshaw, N. Jarosik, D. Larson, M. R. Nolta, L. Page, and et al. Seven-year wilkinson microwave anisotropy probe (wmap) observations: Cosmological interpretation. *The Astrophysical Journal Supplement Series*, 192(2):18, Jan 2011.

- [22] Volker Springel, Simon D. M. White, Giuseppe Tormen, and Guinevere Kauffmann. Populating a cluster of galaxies - i. results at $z=0$. *Monthly Notices of the Royal Astronomical Society*, 2001.
- [23] Hong Guo, Zheng Zheng, Idit Zehavi, Peter S. Behroozi, Chia-Hsun Chuang, Johan Comparat, Ginevra Favole, Stefan Gottloeber, Anatoly Klypin, Francisco Prada, David H. Weinberg, and Gustavo Yepes. Redshift-space clustering of sdss galaxies — luminosity dependence, halo occupation distribution, and velocity bias. May 2015.
- [24] W. L. Freedman, B. F. Madore, B. K. Gibson, L. Ferrarese, D. D. Kelson, S. Sakai, J. R. Mould, R. C. Kennicutt, Jr., H. C. Ford, J. A. Graham, J. P. Huchra, S. M. G. Hughes, G. D. Illingworth, L. M. Macri, and P. B. Stetson. Final Results from the Hubble Space Telescope Key Project to Measure the Hubble Constant. *apj*, 553:47–72, May 2001.
- [25] J. R. Mould, J. P. Huchra, W. L. Freedman, R. C. Kennicutt, Jr., L. Ferrarese, H. C. Ford, B. K. Gibson, J. A. Graham, S. M. G. Hughes, G. D. Illingworth, D. D. Kelson, L. M. Macri, B. F. Madore, S. Sakai, K. M. Sebo, N. A. Silbermann, and P. B. Stetson. The Hubble Space Telescope Key Project on the Extragalactic Distance Scale. XXVIII. Combining the Constraints on the Hubble Constant. *apj*, 2000.
- [26] James D. Neill, Michael J. Hudson, and Alex Conley. The peculiar velocities of local type ia supernovae and their impact on cosmology. *The Astrophysical Journal*, 2007.
- [27] Federico Marulli, Marco Baldi, and Lauro Moscardini. Clustering and redshift-space distortions in interacting dark energy cosmologies. *Mon. Not. R. Astron. Soc.*, 420:,2377, October 2011.
- [28] P. Coles and B. Jones. A lognormal model for the cosmological mass distribution. *mnras*, 1991.
- [29] Jounghun Lee and Marco Baldi. Can coupled dark energy speed up the bullet cluster? *Astrophys.J.*, 747:45, October 2011.
- [30] F. Fontanot, M. Baldi, V. Springel, and D. Bianchi. Semi-analytic galaxy formation in coupled dark energy cosmologies. *ArXiv e-prints*, May 2015.
- [31] G. La Vacca, J.R Kristiansen, L.P.L Colombo, R Mainini, and S.A Bonometto. Do wmap data favor neutrino mass and a coupling between cold dark matter and dark energy? *J. Cosmol. Astropart. Phys.*, 2009(04):007–007, Apr 2009.