

# The Fermi LAT view of the colliding wind binaries.

M. S. Pshirkov<sup>1,2,3\*</sup>

<sup>1</sup>*Sternberg Astronomical Institute, Lomonosov Moscow State University, Universitetsky prospekt 13, 119992, Moscow, Russia*

<sup>2</sup>*Pushchino Radio Astronomy Observatory, 142290 Pushchino, Russia*

<sup>3</sup>*Institute for Nuclear Research of the Russian Academy of Sciences, 117312, Moscow, Russia*

## ABSTRACT

Colliding wind binaries (CWBs) have been considered as a possible high energy  $\gamma$ -ray sources for some time, however no system other than  $\eta$  Car has been detected. In the paper a sample of seven CWBs (WR 11, WR 70, WR 137, WR 140, WR 146, WR 147) which, by means of theoretic modelling, were deemed most promising candidates, was analyzed using almost 7 years of the Fermi-LAT data. WR 11 ( $\gamma^2$  Vel) was detected at  $6.1\sigma$  confidence level with a photon flux in 0.1-100 GeV range  $(1.8 \pm 0.6) \times 10^{-9}$  ph cm<sup>-2</sup> s<sup>-1</sup> and an energy flux  $(2.7 \pm 0.5) \times 10^{-12}$  erg cm<sup>-2</sup> s<sup>-1</sup>. At the adopted distance  $d = 340$  pc this corresponds to a luminosity  $L = (3.7 \pm 0.7) \times 10^{31}$  erg s<sup>-1</sup>. This luminosity amounts to  $\sim 6 \times 10^{-6}$  fraction of the total wind kinetic power and  $\sim 1.6 \times 10^{-4}$  fraction of the power injected into the wind-wind interaction region of this system. Upper limits were set on the high energy flux from the WR 70 and WR 140 systems.

**Key words:** gamma-rays:stars - stars:binaries - stars: Wolf-Rayet - stars:winds,outflows - stars:individual:WR11, WR70, WR125, WR137, WR140, WR146, WR147

## 1 INTRODUCTION

Hot massive stars of early types have very strong stellar winds. In the specific case of Wolf-Rayet (WR) stars the mass loss rate could reach  $10^{-4}$  M<sub>⊙</sub> yr<sup>-1</sup> with terminal velocities  $> 1000$  km s<sup>-1</sup>, wind kinetic power of these stars could exceed  $10^{37}$  erg s<sup>-1</sup>.

Massive binaries where both stars belong to early types and launch strong winds could be prominent sources of non-thermal radiation. Colliding supersonic winds produce strong shocks that could accelerate particles to ultrarelativistic energies, harnessing up to several percent of the total kinetic wind power (De Becker & Raucq 2013). The acceleration takes place in a region where the energy density of the photon and magnetic fields is very high. This leads to a production of a strong non-thermal radiation via synchrotron and inverse Compton mechanisms (Eichler & Usov 1993; Dougherty & Williams 2000; Benaglia & Romero 2003; Bednarek 2005; Reimer et al. 2006; Pittard & Dougherty 2006; Reimer & Reimer 2009; Reitberger et al. 2014). Another contribution to the high energy (HE) part of the spectrum could arise due to the presence of accelerated hadrons that could interact with wind material, producing pions. Non-thermal synchrotron radiation from several of colliding wind binaries (CWBs) has

already been discovered, in some cases interferometric observations reveal spatially extended region of the synchrotron emission (Dougherty et al. 1996; Williams et al. 1997).

No HE radiation from the CWBs has been observed besides truly exceptional  $\eta$  Car system (Tavani et al. 2009; Bednarek & Pabich 2011; Reitberger et al. 2015) and previous searches in the HE domain produced only upper limits for other systems (Tatischeff et al. 2004; Werner et al. 2013). Seven most promising candidate systems were selected and analyzed using 2 years of the Fermi LAT data in (Werner et al. 2013). In this paper we reanalyze this set using almost 7 years of data and the latest event reconstruction Pass 8. The rest of this paper is organized as follows: in section 2 the data and the method used are introduced, section 3 includes the results and their interpretation, the conclusions are presented in the section 4.

## 2 DATA AND METHOD

A list of the most promising candidates for detection by the Fermi LAT was compiled in (Werner et al. 2013), see Table 1. In this paper these candidates were reanalyzed using almost 7 years of new Pass 8 Fermi LAT data from 2008 August 4 to 2015 July 1. All events in the energy range 0.1-100 GeV within 15° of the CWB positions belonging to the “SOURCE” class were selected and the recommended

\* E-mail: pshirkov@sai.msu.ru

**Table 1.** List of the candidate sources

Name	$\alpha$ , h m s	$\delta$ , d m s	$l$ , $^\circ$	$b$ , $^\circ$	Distance, kpc
WR 11	08 09 32	-47 20 12	262.80	-07.69	0.34
WR 70	15 29 45	-58 34 51	322.34	-1.81	1.9
WR 125	19 28 16	+19 33 21	54.44	+1.06	3.1
WR 137	20 14 32	+36 39 40	74.33	+1.10	2.4
WR 140	20 20 28	+43 51 16	80.93	+4.18	1.7
WR 146	20 35 47	+41 22 45	80.56	+0.44	1.2
WR 147	20 36 44	+40 21 08	79.85	-0.31	0.65

quality cut (zenith angle less than  $90^\circ$ ) was applied. After that, binned likelihood analysis was performed using Fermi science tools version *v10r0p5*<sup>1</sup>.

Implemented source models included the sources from the 3FGL catalogue (Fermi-LAT Collaboration 2015), the latest galactic interstellar emission model *gll\_iem\_v06.fits*, and the isotropic spectral template *iso\_P8R2\_SOURCE\_V6\_v06.txt*<sup>2</sup>. Parameters of the sources inside the regions of interest (RoI) were allowed to change. Additional  $\gamma$ -ray sources from the 3FGL catalogue between  $15^\circ$  and  $25^\circ$  from the RoI centers were included with fixed parameters. The candidate sources were initially modelled with a simple power-law spectral model.

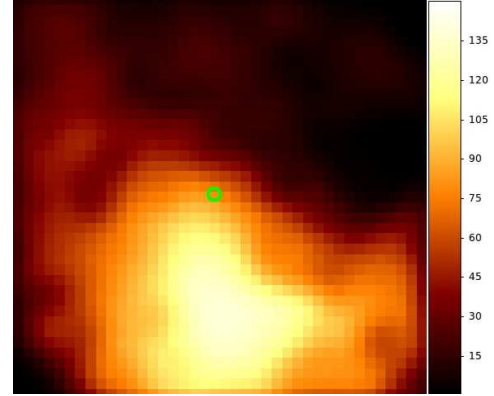
### 3 RESULTS AND DISCUSSION

The results are presented in the Table 2. It could be seen that three candidates: WR 11, WR 125, and WR 147 have significance exceeding threshold  $TS = 25$  and the significance for the WR 37 system is hovering around this threshold ( $TS = 23.7$ ). However, these sources reside close to the galactic plane where the  $\gamma$ -ray background is especially strong. In case of its imperfect modelling the likelihood analysis could possibly produce unrealistic results. In order to check the validity of detections,  $TS$  maps of the immediate neighborhoods were calculated using the *gttmap* tool. Unfortunately, in all cases except the WR 11, there were several hotspots in  $< 0.5^\circ$  radius with the significance larger than that of the “sources” (see for illustration WR 147, Fig. 1). That is not the case for WR 11, where there is a clear maximum of  $TS$  residing very close to the CWB (less than  $0.05^\circ$ ) (see Fig. 2). Thus it can be concluded that the source spatially coinciding with this system is genuine.

Results of the fit with a simple power-law model for this source, from now on dubbed WR 11, gives a  $TS = 37.7$  and a spectral index  $\Gamma = 2.16 \pm 0.2$ . However, the spectrum of the source is considerably curved (Fig. 3), and the fits with more elaborated spectral models fare a bit better:  $TS = 41.5$  for a log-parabola model and  $TS = 44.3$  for a broken power-law model. Nevertheless, they all fail to fully reproduce the spectral shape: there is a hard tail at the energies larger than

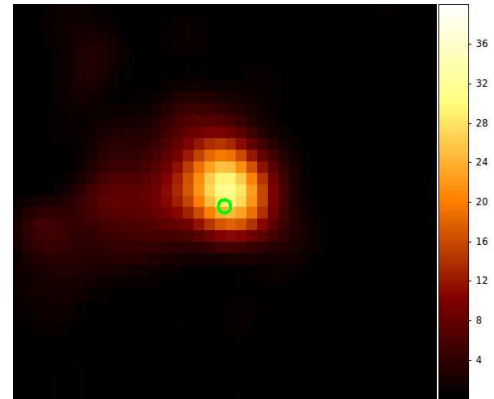
**Table 2.**  $TS$  of the candidate sources (simple power-law model).

Name	$TS$
WR 11	37.7
WR 70	1.2
WR 125	41.0
WR 137	23.3
WR 140	0.1
WR 146	15.0
WR 147	54.9

**Figure 1.**  $TS$  map of  $2 \times 2$  degree square centered at the WR 147 position.  $TS$  excess is not well localized and the WR 147 position (indicated with the green circle) is away from the position of the  $TS$  peak.

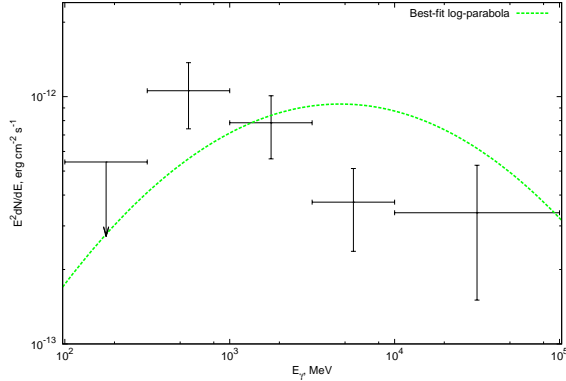
10 GeV. Overall spectral shape is very close to the one of  $\eta$  Car during its periastron passage (Reitberger et al. 2015).

The WR11 ( $\gamma^2$  Vel, WC8+O7.5) at a distance  $d = 340$  pc is the closest to us Wolf-Rayet binary. The components have small separation ( $0.8 - 1.6$  au), and the orbital period is short,  $P = 78.53$  days (North et al. 2007). The orbital eccentricity is non-negligible,  $e = 0.33$ . The relevant physical parameters are presented in the Table 3. Total kinetic wind

**Figure 2.**  $TS$  map of  $2 \times 2$  degree square centered at the WR 11 position.  $TS$  excess is localized around the WR 11 position (indicated with the green circle).

<sup>1</sup> <http://fermi.gsfc.nasa.gov/ssc/data/analysis/software/>

<sup>2</sup> <http://fermi.gsfc.nasa.gov/ssc/data/access/lat/BackgroundModels.html>



**Figure 3.** The spectrum of the WR11 system. It could be seen that the 'best-fit' curve fits rather poorly due to the presence of an additional hard tail at the energies  $E > 10$  GeV. This spectrum strongly resembles the spectrum of  $\eta$  Car during its periastron passage (Reitberger et al. 2015). The upper limits indicated with arrows correspond to 95% CL.

**Table 3.** Adopted physical parameters of the WR11 system.

Parameter	unit	WC8	O7.5
Mass, $M$	$M_{\odot}$	9.0	29.0
Mass-loss rate, $\dot{M}$	$10^{-7} M_{\odot} \text{ yr}^{-1}$	80	1.8 (1)
Terminal wind velocity, $v^{\infty}$	$\text{km s}^{-1}$	1450	2500 (1)
Luminosity, $L$	$10^5 L_{\odot}$	1.7	2.8

**References:** If not otherwise specified, all values are taken from (North et al. 2007); (1) (De Marco & Schmutz 1999).

power  $L_w = 5.8 \times 10^{36} \text{ erg s}^{-1}$  is dominated by the contribution from the Wolf-Rayet component. A fraction of the total kinetic power that is dissipated in the wind collision zone –  $L_{\text{cwz}}$  – could be estimated from a purely geometrical reasoning and it is equal to the wind momentum ratio  $\eta$  (De Becker & Raucq 2013):

$$\eta = \frac{\dot{M}_{\text{O}} v_{\infty}^{\text{O}}}{\dot{M}_{\text{WR}} v_{\infty}^{\text{WR}}} = 0.04, \quad (1)$$

$$L_{\text{cwz}} = \eta L_w = 2.3 \times 10^{35} \text{ erg s}^{-1}. \quad (2)$$

The X-ray emission from the colliding wind shock with an unabsorbed luminosity reaching  $10^{33} \text{ erg s}^{-1}$  (0.4–10 keV energy range) was also detected (Schild et al. 2004). WR11 is a bright radio source at the cm wavelengths (26.5 mJy at 4.8 GHz,  $L_{\text{rad}} = 1.8 \times 10^{28} \text{ erg s}^{-1}$ ), but the bulk of the observed emission has a thermal origin (Leitherer et al. 1997). The non-thermal signal from the shock would be strongly absorbed in the dense plasma of the stellar winds, eventually contributing up to a half of the total luminosity at 4.8 GHz ( $L_{\text{non-thermal}} = 8.3 \times 10^{27} \text{ erg s}^{-1}$ ) (Chapman et al. 1999).

The detected  $\gamma$ -ray source is rather weak: the flux in the HE range (0.1–100 GeV) from the WR 11 is  $(1.8 \pm 0.6) \times 10^{-9} \text{ ph cm}^{-2} \text{ s}^{-1}$ , and the energy flux  $(2.7 \pm 0.5) \times 10^{-12} \text{ erg cm}^{-2} \text{ s}^{-1}$ . At the adopted distance  $d = 340 \text{ pc}$  this gives a luminosity  $L = (3.7 \pm 0.7) \times 10^{31} \text{ erg s}^{-1}$  or  $\sim 6 \times 10^{-6}$  fraction of total kinetic wind power  $L_w = 5.8 \times$

**Table 4.** Upper limits on the flux (95% CL) in the 0.1–100 GeV energy range

Name	$F_{100}, 10^{-9} \text{ ph cm}^{-2} \text{ s}^{-1}$
WR 70	2.6
WR 140	1.1

$10^{36} \text{ erg s}^{-1}$  and  $\sim 1.6 \times 10^{-4}$  fraction of the wind power that flows into the wind collision zone.

The mechanism of the emission is uncertain, though the latest simulations imply that the hadronic processes dominate when the binary separation is small, like in the case of WR 11 ( $\sim 10^{13} \text{ cm}$ ) (Reitberger et al. 2014). On the other hand these simulations predict almost flat spectrum around  $E = 100 \text{ MeV}$  for the hadronic mechanism and that could be in mild tension with the observations (see Fig. 3). Future observations, including ones in the extended energy range ( $< 100 \text{ MeV}$  and  $> 100 \text{ GeV}$ ), will allow to clarify this issue.

If the emission is leptonic in origin then it is possible to estimate the magnetic field strength in the collision wind zone: the ratio of the magnetic field energy density  $\epsilon_B$  to the seed photon field density  $\epsilon_{\text{ph}}$  is equal to the ratio of the  $\gamma$ -ray luminosity to the non-thermal radio luminosity (Tatischeff et al. 2004):

$$\epsilon_B / \epsilon_{\text{ph}} = L_{\text{non-thermal}} / L_{\gamma} \equiv K = 2.2 \times 10^{-4},$$

$$B = \sqrt{\frac{2KL_{\text{O}}}{r_{\text{O}}^2 c}} = \sqrt{\frac{2KL_{\text{O}}}{\eta r^2 c}} = 1.7 \text{ G}, \quad (3)$$

where  $L_{\text{O}} = 1.1 \times 10^{39} \text{ erg s}^{-1}$  is the O-type star luminosity,  $r_{\text{O}} = \sqrt{\eta} r$  is the distance from the star to the collision zone which is a fraction of the total separation  $r = 0.8 \text{ au}$ . Magnetic field of this magnitude could be expected when the collision zone is located at such a small distance from the O-type star with a surface field of  $\sim 100 \text{ G}$  strength (Eichler & Usov 1993; Tatischeff et al. 2004). It is worth noting that even if the HE radiation is leptonic in origin it is produced by much more energetic population than the one producing the synchrotron emission:  $\gamma \sim 10^4$  rather than several tens.

Finally, search for the periodicity corresponding to the binary period  $P = 78.53 \text{ days}$  was performed. None was found. Low statistics with the total number of the photons from the source  $< 10^3$  probably precluded any observations of the periodical modulations.

The WR 11 system due to its proximity and relatively high galactic latitude remains the only detected system, only upper limits on their flux could be calculated for the rest of the CWBs in the list. It could be meaningless in the cases of WR 125, WR 137, and WR 147 with their spurious high  $TS$ s, so the limits were set only for WR 70 and WR 140 (see Tab. 4). WR 146 is a borderline case: with its  $TS \sim 15$  and complicated neighbourhood the calculated ULs could also be difficult to interpret.

#### 4 SUMMARY

A search for HE emission from seven potential candidates was conducted. HE emission from the nearest system WR 11 ( $\gamma^2$  Vel) was detected at  $6.1\sigma$  confidence level ( $TS = 37.7$ ) with a simple power-law model (spectral index  $\Gamma = 2.16 \pm 0.2$ ). The spectrum of the source is curved with a broad maximum around  $\sim 1$  GeV and shows a hardening at energies above 10 GeV. The photon flux in 0.1-100 GeV range is  $(1.8 \pm 0.6) \times 10^{-9}$  ph cm $^{-2}$  s $^{-1}$ , the energy flux is  $(2.7 \pm 0.5) \times 10^{-12}$  erg cm $^{-2}$  s $^{-1}$ . At the adopted distance  $d = 340$  pc that corresponds to luminosity  $L = (3.7 \pm 0.7) \times 10^{31}$  erg s $^{-1}$ , that is  $\sim 6 \times 10^{-6}$  fraction of total wind kinetic power and  $\sim 1.6 \times 10^{-4}$  fraction of power injected into the wind interaction region of this system. Upper limits were set on the HE luminosity of WR 70 and WR 140 systems. The detection of WR 11 by the Fermi LAT endorses colliding wind binaries as a new separate class of high energy sources.

#### ACKNOWLEDGEMENTS

The author would like to thank the anonymous referee for the valuable comments that helped to improve the quality of the paper. This research was supported by RSF grant No. 14-12-00146. The author acknowledges the fellowship of the Dynasty Foundation. The numerical part of the work was done at the cluster of the Theoretical Division of INR RAS. This research has made use of NASA's Astrophysics Data System.

#### REFERENCES

- Bednarek W., 2005, MNRAS, 363, L46  
 Bednarek W., Pabich J., 2011, A&A, 530, A49  
 Benaglia P., Romero G. E., 2003, A&A, 399, 1121  
 Chapman J. M., Leitherer C., Koribalski B., Bouter R., Storey M., 1999, ApJ, 518, 890  
 De Becker M., Rauq F., 2013, A&A, 558, A28  
 De Marco O., Schmutz W., 1999, A&A, 345, 163  
 Dougherty S. M., Williams P. M., 2000, MNRAS, 319, 1005  
 Dougherty S. M., Williams P. M., van der Hucht K. A., Bode M. F., Davis R. J., 1996, MNRAS, 280, 963  
 Eichler D., Usov V., 1993, ApJ, 402, 271  
 Fermi-LAT Collaboration 2015, ApJS, 218, 23  
 Leitherer C., Chapman J. M., Koribalski B., 1997, ApJ, 481, 898  
 North J. R., Tuthill P. G., Tango W. J., Davis J., 2007, MNRAS, 377, 415  
 Pittard J. M., Dougherty S. M., 2006, MNRAS, 372, 801  
 Reimer A., Pohl M., Reimer O., 2006, ApJ, 644, 1118  
 Reimer A., Reimer O., 2009, ApJ, 694, 1139  
 Reitberger K., Kissmann R., Reimer A., Reimer O., 2014, ApJ, 789, 87  
 Reitberger K., Reimer A., Reimer O., Takahashi H., 2015, A&A, 577, A100  
 Schild H., Güdel M., Mewe R., Schmutz W., Raassen A. J. J., Audard M., Dumm T., van der Hucht K. A., Leutenegger M. A., Skinner S. L., 2004, A&A, 422, 177  
 Tatischeff V., Terrier R., Lebrun F., 2004, in Schoenfelder V., Lichti G., Winkler C., eds, 5th INTEGRAL Workshop on the INTEGRAL Universe Vol. 552 of ESA Spe-

cial Publication, High-Energy Emission from the Stellar Wind Collision in  $\gamma^2$  Velorum. p. 409

Tavani M., et al., 2009, Astrophys. J., 698, L142

Werner M., Reimer O., Reimer A., Egberts K., 2013, A&A, 555, A102

Williams P. M., Dougherty S. M., Davis R. J., van der Hucht K. A., Bode M. F., Setia Gunawan D. Y. A., 1997, MNRAS, 289, 10