

New CCD Photometric Study of AM Cnc

Tasselli, D.

TS Corporation Srl - Department of Astronomy and Astrophysics

Regione Salamia, 10010 Andrate TO - Italy

E-mail: diego.tasselli@tscorporation.org

Abstract

We present in this paper the new study of variable star AM Cnc, a short period RRab star, in order to determine, through the light curve and the physical parameters. The Star were observed for a total of 293 sessions shooting, and exhibits light curve modulation, the so called Blazhko effect with the shortest modulation Period=0.^d559233 ever observed. We observed this star with the 0,6 mt telescope of the Astronomical Observatory of Andrate (OAA) - To and the result detect small but definite modification in temperature and mean radius of the star itself. All results are compared with previously published literature values and discussed.

Keyword: Stars: individual: AM Cnc - Stars: variables: AM Cnc - Stars: oscillations - Techniques: photometric

This paper was prepared with the \LaTeX

1 Introduction

AM Cnc is a RR Lyr type variable star (RRab type) in the constellation of Cancer, located (R.A. $08^{\circ}56' 14.83''$, Decl. $+11^{\circ}37' 20.4''$), and it has an $V_M=14.529$, an orbital period of $P= 0.^d5580015$, at 257 light years from Earth. RR Lyrae is a particular type of variables stars with asymmetric light curves (steep ascending branches), periods from 0.3 to 1.2 days, and amplitudes from 0.5 to 2 magnitude in V. The most troublesome is the so called Blazhko effect, the light curve modulation of some fraction of RR Lyrae stars. The Blazhko phenomenon has been known for about a century. Most of the known galactic field RRab stars showing light curve modulation were discovered from photographic observations during the first part of the last century.

Though the advent of the photoelectric, the CCD era has led to spectacular increase of the photometric precision, there is still a lack of extended high accuracy survey of the modulation properties of the galactic field RR Lyrae stars in the Solar neighborhood. Our objective was to obtain a deep study in the V-band, calibrated to Landolt standards, to update the period of the star.

2 Data

2.1 Observations

The stars was observed in 2011 March and April (UT) with the Richey-Chretien telescope of the TS Corporation on Andrate (TO) - Italy station, equipped with a CCD camera (FLIEEV2 back illuminated, 2048×2048 pixel mm 0,39 arcsex/pix)

with V filters (Johnson-Kron-Cousins). The characteristic of instrument are visible in this paper [1].

Fig. 1 show the identification map for the stars measured and the correspondence between our star numbers and result of analysis data.

Table 1 show the AM Cnc data by CMC 14 Catalog, Table 2 show the journal book of observations and capture image. We do not indicate the values of the Dark Frame as the CCD is cooled to liquid nitrogen, and therefore there were no shooting Dark. Preliminary processing of all CCD frames, to apply bias and flat field corrections, was alone with standard routines in the IRAF software package.

The magnitudes of stars in the Table 3 and 4 are computed by fitting the position and scale of the PSF to each star image in turn, in order of decreasing brightness.

The Zero Point of the frame is set during the PSF calculation, thought aperture photometry of the stars used to calculate the PSF.

2.2 Transformations and Reductions

Instrumental magnitudes for all measured stars were transformed to a standard system using fitting coefficients derived from observations of standard stars whose magnitudes have been well established in earlier studies. Calibration telescope data are visible in this paper [2].

The linear relationships between the magnitudes r' , J, K of the catalog CMC14 (Sloan DSS filter) and standard sizes V and Rc, are as follows [6]:

$$Rc = r' - 0.22 \quad (1)$$

$$V = 0.6278(J - K) + 0.9947r' \quad (2)$$

r' are the instrumental magnitudes; J and K are the standard magnitudes for stars.

Table 1 show the data for AM Cnc and ref stars from CMD 14 Catalog.

2.3 Photometric Error

To determine the error in the measurement of values, including the instrumentation and the data catalog, it used the method of the standard deviation. The following table highlights the values obtained in this study:

Data	Photometric Error
23-mar	0,21
24-mar	-0,04
25-mar	0,40
04-apr	0,59

Photometric error for days

Figures 3, 4, 5 and 6 show the deviation for each observation session for the V band, highlighting the great alignment's between the instrumental values and the values listed in the catalog for the star.

2.4 Comparison with Previous Studies

The CCD photometric study of AM Cnc for this work, comparable with other paper study, has been published in Table 5.

3 Data Analysis

The analysis of the data and their calibration to the international system, are shown by this study in Table 3 and 4.

Column 1 give the number of observation, Column 2 give the Time of observation in JD, Column 3 give the V magnitudo of Am Cnc measured for the time in column 2, Column 4, 5, 6, 7 and 8 give the V magnitude data photometry for Star Ref, measured of this study.

3.1 The Light Curve diagrams and Period Data

In Fig. 2 we can show the Light Curve Diagram star for this work.

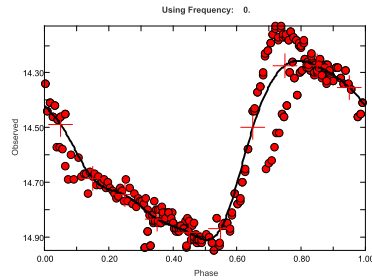


Fig 2: V Light Curve Diagram of AM Cnc for this study. The scatter of the light curve is caused by Blazhko modulation. Phase 0.55 is set to the middle of the ascending branch defined as the phase where the V flux is equal to its time averaged value.

Data analysis in this work allowed to obtain the following result for AM Cnc:

Frequency	Amplitude	Phase
3,40825269e-010	1,847261	0,559233

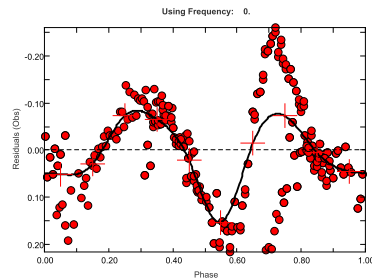


Fig 8: Residual Light Curve Diagram for this study

The residual curve of all the data (Fig. 8) shows that the distortion is symmetrical to phase 0.55 which is set to the phase of the middle of the rising branch. A similar RR Lyrae, Preston et al. (1965)[11] concluded that a displacement of the shock-forming layer in the atmosphere takes place during the Blazhko cycle. In Preston & Paczyński (1964)[12] it was also shown that: “*the phases at which H emission occurs are closely related to phases of photometric parameters*” Thus the phase on the ascending branch when the visual luminosity of the star equals its time average value (at phase 0.55 in the figures) are closely related, with only some minute

differences, to the onset of the H emission. In Figs. 8 the symmetrical modulation is centred exactly on this phase of the pulsation, indicating a connection between the origin of the modulation and that of the H emission.

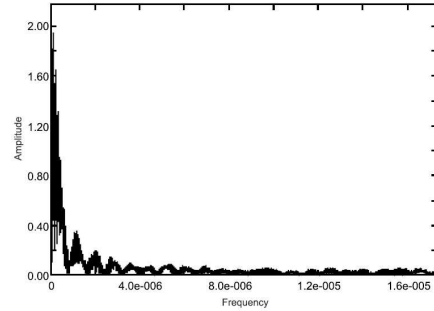


Fig 7: Fourier spectrum of the V light curve of AM Cnc for this study.

3.2 Fourier Diagrams

The Fourier spectra of the V data and the data prewhitened with the pulsation frequency and its harmonics are shown in Fig.7

4 Conclusion

The study variable AM Cnc, has highlighted the presence Blazhko effect especially highlighted in the diagram for the period of analysis, Fig. 2. The data obtained are also in line with the estimates contained in the data AAVSO.[3]

The new results concerning the properties of the modulation of AM Cnc are summarized in the next items:

- The light curve cannot be completely fitted with symmetrically placed Fourier frequency components alone. Residual scatter of the light curve is still concentrated in the ascending branch, indicating some irregular behaviour of the modulation;
- The modulation is concentrated in a 0.2 phase interval of the pulsation(Fig.8)

Give the importance of this type of stars about Blazhko effect and the still insufficient set of data available, further observations are needed.

5 Acknowledgments

I would like to thank Dr.ssa Silvia Gargano for supporting me during this study.

The constructive comments are highly appreciated.




Figure 1: Map of the stars AM Cnc. and Ref used in this paper

Table 1: The AM CnC data by CMD 14 Catalog

Star	r	J	H	K	V	Rc	V-Rc
AM Cnc	14.287	13.541	13.265	13.308	14.358	14.067	0,202
Ref1	11.496	10.528	10.215	10.140	11.679	11.276	0,280
Ref2	12.781	11.900	11.621	11.585	12.911	12.561	0,243
Ref3	12.285	11.421	11.173	11.096	12.424	12.065	0,249
Ref4	12.982	12.143	11.916	11.908	13.061	12.762	0,208
Ref5	11.767	10.758	10.428	10.416	11.919	11.547	0,258
Ref6/chk1	13.006	12.064	11.822	11.807	13.098	12.786	0,217

Table 2: Journal Book of observations and capture image

Data	Sky	Seeing	Moon	Umidity	Filter	Exposition Time	Open Circles	Calibration			
								Number	Dark Time of exposition	Number	Flat Field Time of exposition
23/03/2011	Clear	9/10	84%	70%	V	240 sec	2, 3 and 7	-	-	30	2
24/03/2011	Clear	7/10	76%	50%	V	240 sec	2, 3 and 7	-	-	30	2
25/03/2011	Clear	7/10	66%	90%	V	240 sec	2, 3 and 7	-	-	30	2
04/04/2011	Clear	9/10	1%	90%	V	240 sec	2, 3 and 7	-	-	30	2

Table 3: V Magnitudo Data for Am Cnc and Ref stars

ID	T (JD)	Obj1	Ref1	Ref2	Ref3	Ref4	Ref5	ID	T (JD)	Obj1	Ref1	Ref2	Ref3	Ref4	Ref5
1	2455644287499900	14.57	11.93	12.47	12.98	11.69	12.32	86	24556463748198400	14.27	11.65	12.94	12.44	13.17	11.90
2	24556442918981400	14.57	11.93	12.47	12.98	11.69	12.32	87	2455646376962100	14.27	11.65	12.94	12.45	13.16	11.90
3	24556442950231400	14.58	11.94	12.47	12.98	11.68	12.32	88	24556463805736300	14.28	11.65	12.94	12.44	13.14	11.89
4	24556442981597200	14.64	11.93	12.47	12.99	11.68	12.32	89	24556463834475500	14.25	11.66	12.91	12.45	13.15	11.90
5	24556443012847200	14.69	11.93	12.48	12.98	11.68	12.32	90	24556463863246000	14.29	11.65	12.95	12.45	13.15	11.90
6	2455644304421900	14.60	11.94	12.47	12.97	11.69	12.32	91	24556463892091600	14.27	11.66	12.95	12.45	13.16	11.90
7	24556443075462900	14.69	11.94	12.47	12.98	11.69	12.31	92	24556463920827400	14.27	11.64	12.93	12.46	13.17	11.89
8	24556443126504600	14.61	11.94	12.46	12.99	11.69	12.32	93	24556463949646600	14.31	11.66	12.94	12.44	13.14	11.90
9	24556443157870300	14.68	11.93	12.48	12.99	11.68	12.31	94	24556463978431000	14.33	11.66	12.95	12.46	13.16	11.89
10	24556443189120300	14.67	11.93	12.47	12.99	11.68	12.31	95	24556464007197800	14.28	11.66	12.93	12.44	13.17	11.91
11	24556443216319400	14.67	11.94	12.48	12.98	11.68	12.32	96	24556464036027400	14.28	11.65	12.93	12.47	13.13	11.90
12	24556443238657400	14.74	11.94	12.47	12.99	11.68	12.31	97	24556464064780500	14.32	11.65	12.95	12.47	13.13	11.91
13	24556443260879600	14.66	11.94	12.47	12.99	11.68	12.31	98	24556464093585800	14.34	11.67	12.94	12.44	13.13	11.89
14	24556443283217500	14.68	11.94	12.48	12.98	11.68	12.30	99	24556464122369000	14.29	11.66	12.96	12.45	13.14	11.90
15	24556443305324000	14.67	11.94	12.47	12.98	11.68	12.32	100	24556464151158100	14.34	11.64	12.96	12.43	13.13	11.90
16	24556443327546200	14.71	11.94	12.48	12.98	11.69	12.31	101	24556464199749900	14.36	11.65	12.95	12.45	13.14	11.90
17	24556443349768500	14.68	11.94	12.47	12.98	11.68	12.32	102	24556464255725400	14.46	11.64	12.97	12.43	13.18	11.91
18	24556443372222200	14.71	11.95	12.48	12.98	11.68	12.31	103	24556464284522600	14.45	11.65	12.94	12.44	13.19	11.91
19	24556443394560100	14.70	11.93	12.47	12.99	11.69	12.31	104	24556464313343400	14.41	11.66	12.94	12.44	13.11	11.91
20	24556443416782400	14.69	11.94	12.47	13.00	11.68	12.31	105	24556464342094200	14.34	11.65	12.94	12.44	13.16	11.91
21	24556443439351800	14.72	11.94	12.47	12.98	11.68	12.32	106	24556464370820700	14.44	11.67	12.94	12.42	13.17	11.90
22	24556443461458300	14.70	11.94	12.48	12.97	11.68	12.31	107	24556464399573800	14.41	11.65	12.94	12.44	13.15	11.90
23	24556443483912000	14.72	11.94	12.47	12.98	11.68	12.31	108	24556464428343500	14.46	11.66	12.94	12.43	13.15	11.90
24	24556443506481400	14.73	11.94	12.47	12.99	11.68	12.32	109	24556464457294900	14.42	11.65	12.94	12.43	13.13	11.90
25	24556443528703700	14.74	11.94	12.47	12.98	11.69	12.31	110	24556464486107100	14.47	11.65	12.94	12.46	13.14	11.90
26	24556443551157400	14.76	11.94	12.47	12.99	11.67	12.31	111	24556464514906700	14.46	11.66	12.95	12.45	13.13	11.89
27	24556443573726800	14.75	11.94	12.47	12.98	11.68	12.32	112	24556464572396800	14.45	11.64	12.93	12.43	13.16	11.91
28	24556443596064800	14.72	11.94	12.47	12.97	11.69	12.32	113	24556464624475600	14.94	11.64	12.93	12.46	13.17	11.90
29	24556443618402700	14.73	11.94	12.48	12.98	11.68	12.31	114	2455646462653296700	14.88	11.63	12.94	12.45	3.16	11.91
30	24556443640509200	14.77	11.94	12.48	12.99	11.68	12.31	115	2455646462682046400	14.93	11.64	12.93	12.46	13.15	11.91
31	24556443662847200	14.69	11.94	12.47	12.98	11.68	12.31	116	2455646462710837800	14.85	11.64	12.94	12.46	13.17	11.91
32	24556443685185100	14.77	11.94	12.47	12.98	11.68	12.32	117	2455646462739659100	14.84	11.64	12.95	12.46	13.16	11.90
33	24556443707407400	14.72	11.93	12.47	12.98	11.69	12.32	118	2455646462768391400	14.85	11.64	12.94	12.46	13.16	11.90
34	24556443729745300	14.78	11.94	12.48	12.97	11.68	12.31	119	2455646462797152600	14.85	11.64	12.95	12.46	13.17	11.90
35	24556443752314800	14.74	11.94	12.47	12.99	11.68	12.32	120	2455646462825894200	14.82	11.64	12.94	12.45	13.16	11.91
36	24556443774652700	14.79	11.93	12.48	12.98	11.69	12.31	121	2455646462854765000	14.84	11.64	12.95	12.46	13.16	11.90
37	24556443796874900	14.76	11.94	12.47	12.99	11.68	12.31	122	2455646462883505500	14.81	11.64	12.94	12.45	13.14	11.91
38	24556443819097200	14.77	11.94	12.47	12.98	11.69	12.31	123	245564646291202600	14.84	11.64	12.93	12.45	13.16	11.91
39	24556443841319400	14.77	11.94	12.47	12.97	11.68	12.32	124	2455646462941062800	14.85	11.64	12.95	12.45	13.14	11.91
40	24556443863541600	14.78	11.93	12.47	12.98	11.69	12.31	125	2455646462969867800	14.88	11.64	12.94	12.46	13.17	11.90
41	24556443885648100	14.76	11.94	12.47	12.98	11.68	12.32	126	2455646462998640600	14.88	11.64	12.97	12.46	13.12	11.91
42	24556443907870300	14.80	11.94	12.47	12.98	11.68	12.32	127	2455646463027421600	14.87	11.64	12.94	12.46	13.15	11.90
43	24556443930092500	14.82	11.94	12.47	12.99	11.68	12.31	128	2455646463056262800	14.87	11.64	12.97	12.46	13.09	11.92
44	24556443952430500	14.82	11.94	12.47	12.98	11.68	12.32	129	2455646463080519900	14.94	11.64	12.96	12.45	13.12	11.91
45	24556443974652700	14.77	11.94	12.47	12.97	11.68	12.32	130	245564646313772500	14.88	11.64	12.95	12.47	13.11	11.91
46	24556443997106400	14.80	11.93	12.47	12.99	11.68	12.31	131	2455646463142537200	14.91	11.64	12.95	12.47	13.10	11.91
47	24556444019328700	14.80	11.94	12.47	12.98	11.69	12.32	132	2455646463171347400	14.91	11.64	12.95	12.47	13.13	11.90
48	24556444041666600	14.80	11.94	12.47	12.98	11.68	12.32	133	2455646463200144600	14.92	11.63	12.97	12.47	13.12	11.91
49	24556444063888800	14.79	11.94	12.48	12.97	11.69	12.32	134	2455646463238940700	14.91	11.64	12.96	12.47	13.11	11.91
50	24556444086111100	14.83	11.94	12.47	12.98	11.68	12.32	135	2455646463257759900	14.92	11.64	12.95	12.47	13.12	11.91
51	24556444108333300	14.81	11.94	12.47	12.98	11.68	12.32	136	2455646463313971700	14.90	11.64	12.94	12.45	13.18	11.90
52	24556444130787000	14.83	11.94	12.48	12.98	11.68	12.31	137	2455646463342824500	14.90	11.64	12.94	12.45	13.16	11.91
53	24556444153009200	14.83	11.94	12.47	12.98	11.68	12.32	138	2455646463371648700	14.92	11.64	12.94	12.45	13.18	11.90
54	24556444175347200	14.81	11.94	12.47	12.98	11.68	12.32	139	2455646463400458600	14.95	11.64	12.95	12.44	13.18	11.90
55	24556444197685100	14.87	11.94	12.48	12.97	11.68	12.32	140	2455646463429281300	14.83	11.64	12.94	12.46	13.17	11.90
56	24556444224435000	14.88	11.94	12.48	12.97	11.69	12.32	141	2455646463458080700	14.93	11.64	12.94	12.45	13.18	11.90
57	24556444264467500	14.86	11.94	12.48	12.98	11.68	12.32	142	2455646463487014600	14.86	11.64	12.95	12.44	13.18	11.91
58	24556444286805500	14.86	11.94	12.47	12.98	11.68	12.32	143	2455646463515848900	14.86	11.65	12.94	12.45	13.17	11.90
59	24556444309143500	14.86	11.94	12.48	12.98	11.68	12.31	144	2455646463544656500	14.85	11.65	12.95	12.45	13.16	11.89
60	24556444331712900	14.84	11.93	12.48	12.97	11.69	12.32	145	2455646463573489600	14.88	11.64	12.95	12.45	13.18	11.90
61	24556444353935100	14.83	11.93	12.48	12.98	11.68	12.32	146	2455646463602315200	14.82	11.64	12.94	12.45	13.16	11.90
62	24556444376504600	14.84	11.94	12.47	12.98	11.68	12.32	147	2455646463631170300	14.74	11.64	12.96	12.45	13.17	11.90
63	24556444398958300	14.86	11.93	12.48	12.98	11.68	12.32	148	2455646463660010500	14.78	11.63	12.94	12.45	13.19	11.91
64	24556444421180500	14.85	11.94	12.47	12.99	11.67	12.32	149	2455646463689034300	14.77	11.63	12.95	12.46	13.17	11.90
65	24556444443518500	14.89	11.94	12.48	12.99	11.68	12.31	150	2455646463717838500	14.70	11.64	12.97	12.46	13.18	11.89
66	24556444465740700	14.92	11.93	12.48	12.98	11.68	12.32	151	2455646463746656500	14.66	11.63	12.			

Table 4: V Magnitudo Data for Am Cnc and Ref stars

ID	T (JD)	Obj1	Ref1	Ref2	Ref3	Ref4	Ref5	ID	T (JD)	Obj1	Ref1	Ref2	Ref3	Ref4	Ref5
171	24556564347026900	14.20	11.65	12.94	12.47	13.18	11.87	233	24556562912302600	14.8	11.6	12.9	12.4	13.2	11.9
172	24556564375926100	14.21	11.65	12.97	12.47	13.18	11.87	234	24556562941062800	14.9	11.6	13	12.5	13.1	11.9
173	24556564404780000	14.19	11.64	12.95	12.46	13.18	11.89	235	24556562969867800	14.9	11.6	12.9	12.5	13.2	11.9
174	24556564433609700	14.28	11.64	12.96	12.47	13.18	11.87	236	24556562998640600	14.9	11.6	13	12.5	13.1	11.9
175	24556564462423100	14.28	11.66	12.94	12.46	13.19	11.87	237	24556563027421600	14.9	11.6	12.9	12.5	13.2	11.9
176	24556564491219200	14.24	11.65	12.94	12.47	13.16	11.88	238	24556563056262800	14.9	11.6	13	12.5	13.1	11.9
177	24556564520023300	14.31	11.64	12.99	12.47	13.16	11.87	239	24556563085015900	14.9	11.6	13	12.5	13.1	11.9
178	24556564548884200	14.30	11.65	12.95	12.46	13.18	11.88	240	24556563113772500	14.9	11.6	13	12.5	13.1	11.9
179	24556564577710500	14.28	11.65	12.95	12.46	13.20	11.88	241	24556563142537200	14.9	11.6	13	12.5	13.1	11.9
180	24556564606509900	14.32	11.64	12.97	12.48	13.20	11.87	242	24556563171347400	14.9	11.6	13	12.5	13.1	11.9
181	24556564635374700	14.28	11.65	12.94	12.46	13.20	11.88	243	24556563200144600	14.9	11.6	13	12.5	13.1	11.9
182	24556564664202000	14.34	11.65	12.95	12.48	13.18	11.87	244	24556563228940700	14.9	11.6	13	12.5	13.1	11.9
183	24556564693538100	14.30	11.64	12.95	12.48	13.19	11.88	245	24556563257759900	14.9	11.6	12.9	12.5	13.1	11.9
184	24556463402883200	14.45	11.65	12.92	12.43	13.15	11.91	246	24556563313971700	14.9	11.6	12.9	12.5	13.2	11.9
185	24556463431592200	14.46	11.64	12.93	12.43	13.15	11.90	247	24556563342824500	14.9	11.6	12.9	12.5	13.2	11.9
186	24556463460320900	14.42	11.65	12.94	12.44	13.16	11.90	248	24556563371648700	14.9	11.6	12.9	12.5	13.2	11.9
187	24556463489104600	14.30	11.67	12.92	12.42	13.14	11.91	249	24556563400458600	15	11.6	13	12.4	13.2	11.9
188	24556463517924900	14.26	11.65	12.90	12.47	13.18	11.92	250	24556563429281300	14.8	11.6	12.9	12.5	13.2	11.9
189	24556463546732600	14.32	11.65	12.94	12.43	13.18	11.91	251	24556563458080700	14.9	11.6	12.9	12.4	13.2	11.9
190	24556463575529000	14.38	11.65	12.93	12.44	13.17	11.90	252	24556563487014600	14.9	11.6	12.9	12.4	13.2	11.9
191	24556463604287900	14.30	11.66	12.94	12.43	13.14	11.92	253	24556563515848900	14.9	11.6	12.9	12.4	13.2	11.9
192	245564636333050400	14.29	11.64	12.94	12.45	13.17	11.92	254	24556563544656500	14.9	11.6	13	12.5	13.2	11.9
193	24556463661844000	14.25	11.65	12.94	12.44	13.17	11.90	255	24556563573489600	14.9	11.6	12.9	12.4	13.2	11.9
194	24556463690645800	14.26	11.66	12.95	12.45	13.17	11.90	256	24556563602315200	14.8	11.6	12.9	12.5	13.2	11.9
195	24556463719417500	14.29	11.66	12.95	12.44	13.16	11.91	257	24556563631170300	14.7	11.6	13	12.5	13.2	11.9
196	24556463748198400	14.26	11.65	12.94	12.44	13.17	11.90	258	24556563660010500	14.8	11.6	12.9	12.4	13.2	11.9
197	24556463776962100	14.27	11.65	12.94	12.45	13.16	11.90	259	24556563689034300	14.8	11.6	13	12.5	13.2	11.9
198	24556463805736300	14.28	11.65	12.94	12.44	13.14	11.89	260	24556563717838500	14.7	11.6	13	12.5	13.2	11.9
199	24556463834475500	14.25	11.66	12.91	12.45	13.15	11.90	261	24556563746656500	14.7	11.6	13	12.5	13.2	11.9
200	24556463863246000	14.29	11.65	12.95	12.45	13.15	11.90	262	24556563757566200	14.6	11.6	13	12.4	13.2	11.9
201	24556463892091600	14.27	11.66	12.95	12.45	13.16	11.90	263	24556563828103000	14.4	11.6	12.9	12.5	13.2	11.9
202	24556463920827400	14.27	11.64	12.93	12.46	13.17	11.89	264	24556563859646600	14.4	11.6	12.9	12.5	13.2	11.9
203	24556463949646600	14.31	11.66	12.94	12.44	13.14	11.90	265	24556563885721700	14.4	11.6	13	12.5	13.2	11.9
204	24556463978431000	14.33	11.66	12.95	12.46	13.16	11.89	266	24556563914558400	14.4	11.6	13	12.5	13.2	11.9
205	24556464007197800	14.28	11.66	12.93	12.44	13.17	11.91	267	24556563943384600	14.3	11.6	13	12.5	13.2	11.9
206	24556464036027400	14.28	11.65	12.93	12.47	13.13	11.90	268	24556563972191000	14.2	11.6	13	12.5	13.2	11.9
207	24556464064780500	14.32	11.65	12.95	12.47	13.13	11.91	269	24556564001077500	14.2	11.6	12.9	12.5	13.2	11.9
208	24556464093585800	14.34	11.67	12.94	12.44	13.13	11.89	270	24556564029828300	14.2	11.6	12.9	12.5	13.2	11.9
209	24556464122369000	14.29	11.66	12.96	12.45	13.14	11.90	271	24556564058639400	14.2	11.6	12.9	12.5	13.2	11.9
210	24556464151158100	14.34	11.64	12.96	12.43	13.13	11.90	272	24556564087514200	14.1	11.6	12.9	12.5	13.2	11.9
211	24556464179974900	14.36	11.65	12.95	12.45	13.14	11.90	273	24556564116356700	14.2	11.6	12.9	12.5	13.2	11.9
212	24556464255725400	14.46	11.64	12.97	12.43	13.18	11.91	274	24556564145191000	14.1	11.6	12.9	12.5	13.2	11.9
213	24556464284522600	14.45	11.65	12.94	12.44	13.19	11.91	275	24556564174032200	14.2	11.6	12.9	12.5	13.2	11.9
214	24556464313343400	14.41	11.66	12.94	12.44	13.11	11.91	276	24556564202928000	14.2	11.6	12.9	12.5	13.2	11.9
215	24556464342094200	14.34	11.65	12.94	12.44	13.16	11.91	277	24556564231788100	14.2	11.7	12.9	12.5	13.2	11.9
216	24556464370820700	14.44	11.67	12.94	12.42	13.17	11.90	278	24556564260599300	14.2	11.6	13	12.5	13.2	11.9
217	24556464399573800	14.41	11.65	12.94	12.44	13.15	11.90	279	24556564289420800	14.2	11.7	12.9	12.5	13.2	11.9
218	24556464428343500	14.46	11.66	12.94	12.43	13.15	11.90	280	24556564318225100	14.2	11.6	13	12.5	13.2	11.9
219	24556464457294900	14.42	11.65	12.94	12.43	13.13	11.90	281	24556564347026900	14.2	11.7	12.9	12.5	13.2	11.9
220	24556464486107100	14.47	11.65	12.94	12.46	13.14	11.90	282	24556564375926100	14.2	11.6	13	12.5	13.2	11.9
221	24556464514906700	14.46	11.66	12.95	12.45	13.13	11.89	283	24556564404780000	14.2	11.6	12.9	12.5	13.2	11.9
222	24556464572396800	14.45	11.64	12.93	12.43	13.16	11.91	284	24556564433609700	14.3	11.6	13	12.5	13.2	11.9
223	24556562624475600	14.94	11.64	12.93	12.46	13.17	11.9	285	24556564462423100	14.3	11.7	12.9	12.5	13.2	11.9
224	24556562653296700	14.88	11.63	12.94	12.45	3.161	11.91	286	24556564491219200	14.2	11.6	12.9	12.5	13.2	11.9
225	24556562682046400	14.93	11.64	12.93	12.46	13.15	11.91	287	24556564520023300	14.3	11.6	13	12.5	13.2	11.9
226	24556562710837800	14.85	11.64	12.94	12.46	13.17	11.91	288	24556564548884200	14.3	11.7	13	12.5	13.2	11.9
227	24556562739659100	14.84	11.64	12.95	12.46	13.16	11.9	289	24556564577710500	14.3	11.6	12.9	12.5	13.2	11.9
228	24556562768391400	14.85	11.64	12.94	12.46	13.16	11.9	290	24556564606509900	14.3	11.6	13	12.5	13.2	11.9
229	24556562797152600	14.85	11.64	12.95	12.46	13.17	11.9	291	24556564635374700	14.3	11.6	12.9	12.5	13.2	11.9
230	24556562825894200	14.82	11.64	12.94	12.45	13.16	11.91	292	24556564664202000	14.3	11.7	12.9	12.5	13.2	11.9
231	24556562854765000	14.84	11.64	12.95	12.46	13.16	11.9	293	24556564693538100	14.3	11.6	12.9	12.5	13.2	11.9
232	24556562883505500	14.81	11.64	12.94	12.45	13.14	11.91								

Table 5: Comparison of AM Cnc parameters with published data

Star	Type	Period (d)				
AM Cnc	RRAB	This Work	GCVS	Konkoly Observatory[7]	AAVSSO	
		0.559233	0.557615	0.55803	0.5580015	

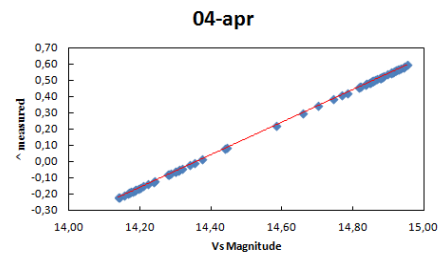
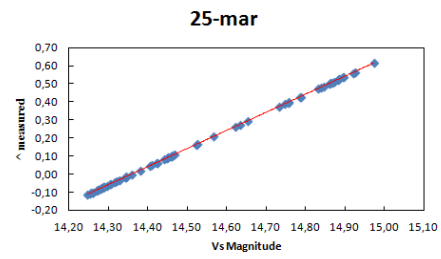
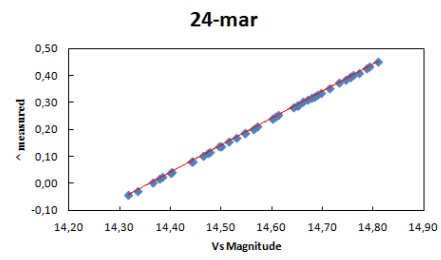
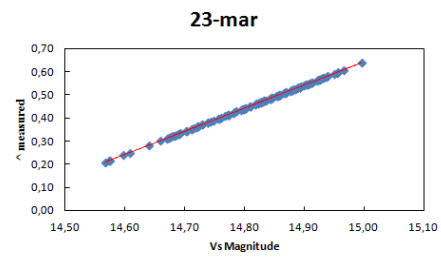


Figure 3-4-5-6: Variation between instrumental measurement and value stellar catalog for each observing session

References

- [1] **Tasselli, D.**, 2011 , "Status of the New Research Facility in Andrate - TO - and prospective for research", arXiv:1103.2663T [astro-ph.IM].
- [2] **Tasselli, D.**, "Photometry Study of Open Cluster NGC 7788", 2013, arXiv:1307.4094T.
- [3] **The International Variable Star Index**, <http://www.aavso.org/vsx/index.php>
- [4] **Blazhko, S.**, 1907, *Astron. Nachr.*, 173, 325
- [5] **CMC 14 - Catalog of Variable Star**
- [6] **Dymock e Miles**, 2009
- [7] **Konkoly Observatory**, "RR LYRAE STARS IN THE GCVS OBSERVED BY THE QATAR EXOPLANET SURVEY "2014, arXiv:1405.3417v1 [astro-ph.SR]
- [8] **Landolt, A.U.**, "UBVRI photometric standard stars around the celestial equator", 1983, *Astr.J.*, 88, 439.
- [9] **Period4 Software**, www.univie.ac.at/tops/Period04/
- [10] **Preston, G. W., & Paczyński, B.**, 1907, *Astron. Nachr.*, 173, 325
- [11] **Preston, G. M., Smak, J., & Paczyński, B.**, 1965, *ApJS*, 12, 99
- [12] **Preston, G. W., & Paczyński, B.**, 1964, *ApJ*, 140, 181
- [13] **Szeidl, B., & Kolláth, Z.**, 2000, *ASP Conf. Ser. Vol.203.*, RR Lyrae: Analysis of 100 years of Observations, eds.:Szabados, L., Kurtz, D. W., p. 281
- [14] **Smith, H. A.**, 1995, *RR Lyrae Stars* (Cambridge Univ. Press)
- [15] **Sòdordor, Jurcsik & Szeidl**, 1965, *MNRAS* 394,261