

Stellar and Gaseous Disk Structures in Cosmological Galaxy Equilibrium Models

Ben Rathaus, Amiel Sternberg

*Raymond and Beverly Sackler, School of Physics and Astronomy,
Tel-Aviv University, Ramat-Aviv, 69978, Israel*

E-mail: ben.rathaus@gmail.com

E-mail: amiel@astro.tau.ac.il

In original form: 9 November 2018

ABSTRACT

We present “radially-resolved-equilibrium-models” for the growth of stellar and gaseous disks in cosmologically accreting massive halos. Our focus is on objects that evolve to redshifts $z \sim 2$. We solve the time-dependent equations that govern the radially dependent star-formation rates, inflows and outflows from and to the inter- and circum-galactic medium, and inward radial gas flows within the disks. The stellar and gaseous disks reach equilibrium configurations on dynamical time scales much shorter than variations in the cosmological dark matter halo growth and baryonic accretions rates. We show analytically that mass and global angular momentum conservation naturally give rise to exponential gas and stellar disks over many radial length scales. The gaseous disks are more extended as set by the condition Toomre $Q < 1$ for star-formation. The disks rapidly become baryon dominated. For massive, $5 \times 10^{12} M_{\odot}$ halos at redshift $z = 2$, we reproduced the typical observed star-formation rates of $\sim 100 M_{\odot} \text{ yr}^{-1}$, stellar masses $\sim 9 \times 10^{10} M_{\odot}$, gas contents $\sim 10^{11} M_{\odot}$, half mass sizes of 4.5 and 5.8 kpc for the stars and gas, and characteristic surface densities of 500 and $400 M_{\odot} \text{ pc}^{-2}$ for the stars and gas.

Key words: galaxies: formation, galaxies: evolution, galaxies: structure

1 INTRODUCTION

Given the diversity of mass and length scales, redshifts, initial conditions and physical processes that take part in the hierarchical formation of galaxies, the fact that most galaxies exhibit some common key properties, such as an exponential disk profile e.g. de-Vaucouleurs (1959); Freeman (1970); Mathewson, Ford & Buchhorn (1992); Leroy et al. (2008), and follow common scaling relations such as star formation rate-stellar mass relation (e.g. Brinchmann et al. 2004; Daddi et al. 2007; Elbaz et al. 2007; Noeske et al. 2007; Davé 2008; González et al. 2010; Whitaker et al. 2012) is remarkable. Such simple relations may imply that despite the diversity of initial and end states, there is a “subset” of universal processes that effectively dominate these relations. Even though many constituents are necessary to model correctly galaxy formation to its last detail, a toy model that involves as few parameters and processes as possible, and can nevertheless yield those key properties, is powerful in its ability to offer intuition towards their understanding.

This approach has motivated the ‘*equilibrium-model*’ (or ‘*bathtub-model*’) (Bouché et al., 2010; Davé, Finlator & Oppenheimer, 2012; Lilly et al., 2013; Dekel & Mandelker, 2014) that has been used to investigate the content of galaxies, both gaseous and stellar, the associated

star formation rate (SFR), metallicities, and the relations between them, especially for the (blue) “main sequence” of galaxies. These models typically assume an equilibrium relation (see for example Davé, Finlator & Oppenheimer 2012), $\dot{M}_{*} = M_{\text{gas}}/t_{\text{dep}}$, where \dot{M}_{*} is the SFR, M_{gas} is the gas mass of the disk and t_{dep} is the gas-to-star depletion time (or “turn-over” time, Larson (1972)). In addition, the outflowing baryonic mass out of the galaxy, back to the circum- or intergalactic medium (CGM/IGM) in these models is proportional to the SFR, $\dot{M}_{\text{out}} = \eta \dot{M}_{*}$, where η is the mass-loading factor, set by energy and momentum injection back into the interstellar medium (ISM).

To date, equilibrium models have been applied to galaxies as a whole, thus giving up the ability to “look into” the disk structure from an analytical point of view. Interestingly, even though the surface density exponential profile of disks has been known for over three decades (Borison, 1981; van der Kruit, 1981; van der Kruit & Searle, 1981), there is no simple analytic model for galaxy formation that is able to explain it — while some models of galaxy formation assume a priori that the gas in the disk follows an exponential profile (Mo, Mao & White, 1998; van den Bosch, 1998, 2000; Heavens & Jimenez, 1999; Natarajan, 1999; Firmani & Avila-Reese, 2000; van den Bosch & Dalcanton, 2000), others (e.g. van den Bosch 2001; Stinson et al. 2010) try to

deal with the buildup of exponential disks through complicated simulations and semi-analytical models.

In this paper we formulate a radially resolved equilibrium model, in which the equilibrium relations are “local” and functions of distance from the disk centres, and assuming that the gas dynamics is set by the mass-continuity equation and global angular momentum conservation. We study in detail how systems that follow these simple assumptions evolve, reach a (quasi-)steady state, accumulate stellar mass, and analyze dynamically their surface density and Toomre- Q profiles. We show that many of our final conclusions can be drawn from analytically solving simplified cases of the full (partial differential) evolution equation.

The paper is organised as follows. In §2 we write the evolution equations and the assumptions of our model, and discuss a dimensionless representation for it. In §3 we consider a cosmological snapshot – in which we hold the cosmological conditions constant, and analyze the consequent steady state and the convergence to it. Next, in §4 we generalise the cosmological snapshot, by accounting for the evolution of the halos, and varying baryon accretion rates. In §5 we analyze the results of our model for the cosmologically evolving system, and present a parameter study. We summarise in §6.

2 EQUILIBRIUM DISK MODEL

2.1 Physical ingredients

We consider an evolving, rotationally supported, star forming disk, within a cosmologically growing DM halo. The halo accretes baryonic matter from its cosmological neighbourhood, at some given rate $\dot{\Sigma}_{\text{in}}$, forms stars continuously, and expels matter back to the CGM/IGM at a rate proportional to the star formation rate. Our radially resolved equilibrium model is based on the dynamics set by mass-continuity and angular momentum conservation, together with local equilibrium relations.

The mass continuity equation in cylindrical coordinates (assuming cylindrical symmetry) includes cosmological accretion, and star formation and outflows as source and sink terms, and follows the gas surface density in the disk, $\Sigma(t, r)$. It can therefore be written as

$$\begin{aligned} \frac{\partial}{\partial t} \Sigma + \frac{1}{r} \frac{\partial}{\partial r} (rv_r \Sigma) &= \dot{\Sigma}_{\text{in}} - \dot{\Sigma}_* - \dot{\Sigma}_{\text{out}} \\ &= \dot{\Sigma}_{\text{in}} - \frac{1 + \eta}{t_{\text{dep}}} \Sigma, \end{aligned} \quad (1)$$

where $\dot{\Sigma}_*$ and $\dot{\Sigma}_{\text{out}}$ are the “local” SFR and outflow respectively, $v_r = v_r(t, r)$ is the radial gas velocity within the disk (inflow velocity is < 0), and where for the second equality we have assumed ‘local’ equilibrium relations,

$$\begin{aligned} \dot{\Sigma}_*(t, r) &= \Sigma(t, r)/t_{\text{dep}} \\ \dot{\Sigma}_{\text{out}}(t, r) &= \eta \dot{\Sigma}_*(t, r). \end{aligned} \quad (2)$$

To solve the mass-continuity equation, we will have to specify the boundary condition at some outer radius R , and the gas radial inflow velocity v_r at each radius. We do that as follows:

- We assume that the entire (thin) baryonic disk, gas+stars, is confined to a radius R_d , so that $\Sigma(r > R_d) = 0$. We determine R_d by setting the specific angular momentum of the accreted gas onto the disk, at any time t , equal to that of the parent halo with a given (cosmological) spin parameter

$$\lambda \equiv \frac{J|E|^{1/2}}{GM^{5/2}}, \quad (3)$$

where J , E and M are the angular momentum, energy and the virial mass of the halo, respectively, and G is Newton’s gravitational constant. Observations and simulations suggest that the specific angular momentum of the baryonic disks indeed remain equal to the parent halos as the disks evolve (e.g. Danovich et al. 2015; Genel et al. 2015; Genzel et al. in prep)

- In realistic disks, the radial gas inflows depend in a complex way on local conditions and global tidal torques and bar instabilities. In our model we assume an azimuthally averaged gas inflow velocity, v_r , at each radius r , and we consider three cases. The first two are (a) constant radial inflow velocity, $v_r = \text{const.}$, and (b) radial inflow velocity that satisfies $v_r = v_R \sqrt{R_d/r}$, where v_R is the inflow velocity at the outer disk radius R_d . The third case is motivated by a viscous disk in which the dissipated energy in one rotational timescale, which is of order $c_s^2 \Omega$, where $\Omega = v_{\text{rot}}/r$ and v_{rot} is the rotational velocity at each radius, is compensated by the gain in potential energy, $-v_{\text{rot}}^2 r/v_r$ (Gammie, 2001; Cacciato, Dekel & Genel, 2012), leading to (c) $v_r = -c_s^2/v_{\text{rot}}$.

With the gas surface density Σ we can keep track of the gas mass in the disk out to distance $r \leq R(t)$ as a function of time

$$M_{\text{gas}}(t, r) = 2\pi \int_0^r dr' r' \Sigma(t, r'). \quad (4)$$

The total gas mass in the disk is $M_{\text{gas}}(t, R_d(t))$. To obtain the accumulated stellar mass $M_*(t, r)$ one has to integrate the SFR over time, and assume some stellar migration profile. We will assume in this paper that once formed, stars do not migrate radially, but rotate around the disk center together with the inflowing gas, so that

$$M_*(t, r) = 2\pi \int_{t_0}^t dt' \int_0^r dr' r' \dot{\Sigma}_*(t, r'), \quad (5)$$

where t_0 denotes a time before star formation has begun.

Solving for Σ will also enable us to examine the local Toomre- Q parameter (Toomre, 1964), that quantifies the stability of the gas in the disk with respect to star formation, as a function of the galactocentric distance. By definition,

$$Q(r, t) \equiv \frac{c_s \kappa}{\pi G \Sigma}, \quad (6)$$

where c_s is the gas sound speed (thermal plus turbulent) and κ is the epicyclic frequency

$$\kappa^2 = 4\Omega^2 + r \frac{d}{dr} \Omega^2, \quad (7)$$

We approximate v_{rot} by the Keplerian rotational velocity for a spherical mass distribution $M(r)$, that is composed of the gaseous and stellar disk components, plus the extended dark matter distribution

$$v_{\text{rot}} = \sqrt{\frac{GM(r)}{r}}. \quad (8)$$

We assume that the rotation curves for our two-dimensional disks differ only slightly than for spherical mass distributions (see Binney & Tremaine (1987)). We ignore any pressure support (c.f. Burkert et al. (2010)).

2.2 Dimensionless representation

It is useful to rescale to dimensionless form. We define dimensionless time and distance coordinates,

$$\begin{aligned}\tau &\equiv t/t_{\text{crs}} \\ x &\equiv r/R_d,\end{aligned}\quad (9)$$

where t_{crs} is the crossing time,

$$t_{\text{crs}} = R_d/|v_R|, \quad (10)$$

The normalised inflow velocity is

$$u \equiv v_r/|v_R|. \quad (11)$$

We then define the dimensionless “accumulation” parameter

$$\alpha = \frac{t_{\text{crs}}(1+\eta)}{t_{\text{dep}}}, \quad (12)$$

and the normalised surface density

$$y \equiv \frac{\Sigma}{t_{\text{crs}}\dot{\Sigma}_{\text{in}}}. \quad (13)$$

Thus in dimensionless form the mass-continuity equation is

$$\frac{\partial}{\partial \tau} y + \frac{1}{x} \frac{\partial}{\partial x} (xuy) = 1 - \alpha y. \quad (14)$$

This dimensionless form is valid only if $\dot{\Sigma}_{\text{in}}$ and v_R are constant, which is a reasonable assumption only if the disk reaches a steady-state faster than the time it takes $\dot{\Sigma}_{\text{in}}$ to change significantly. We assume this in §3, and relax this assumption in §4, which will force us back to Eqn. (1).

In terms of this dimensionless notation, the fixed constant inflow velocity is written as $u(x) = -1$, the $v_r \propto 1/\sqrt{r}$ case is written as $u(x) = -1/\sqrt{x}$ and the $v_r \propto 1/v_{\text{rot}}$ case can be written as $u = -A\sqrt{x/m}$, where

$$m(x) = \int_0^x dx' x' y(x') \quad (15)$$

is a “dimensionless mass”, and

$$A \equiv \frac{c_s^2}{R_d \sqrt{2\pi v_R G \dot{\Sigma}_{\text{in}}}} \quad (16)$$

is set by the input parameters.

3 COSMOLOGICAL SNAPSHOT

We start by solving the disk evolution equation for a “cosmological snapshot”, for which the halo mass and cosmological inflow rates are constant, and the dimensionless version of our model is valid. We focus first on steady state solutions with (§3.2) and without (§3.1) star formation. We demonstrate that simple mass conservation naturally leads to exponential disks. Finally, in §3.3 we examine the timescale for the convergence to steady-state.

3.1 No star formation ($\alpha = 0$)

Quantitatively, the case of no star formation (i.e. infinite depletion time), is considered simply by setting $\alpha = 0$ in Eqn. (14). In steady state, the inflow velocity is independent of time, and the continuity equation can be easily solved, yielding

$$y(x) = \frac{x^2 - 1}{2x} \frac{1}{u(x)}. \quad (17)$$

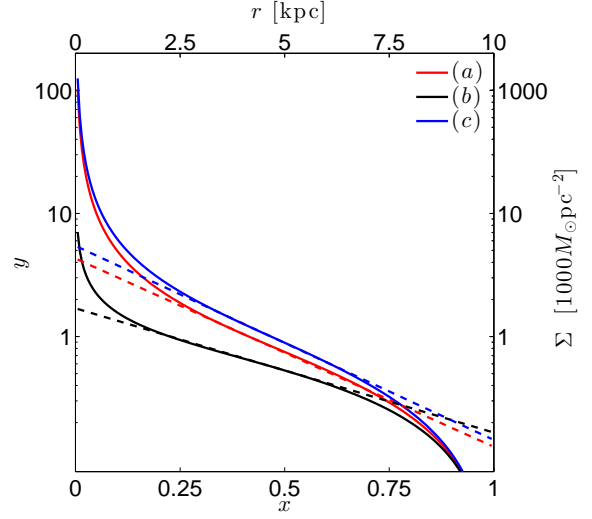


Figure 1. Steady-state solution of the radially resolved equilibrium model in its simplest form – with no star formation, and for the three simple u -cases discussed in the text, in a dimensionless setting (bottom-left axes) and in a dimensional setting (top-right axes). For all three cases an exponential surface density fit is plotted (dashed lines, same colours). It can be seen that the exponential fit works well for a large portion of the disks, and fails near the disk center, and at the disk outskirts.

This solution is valid for $u = -1$ or $u = -1/\sqrt{x}$ (cases (a) and (b)) discussed above. For $u = -A\sqrt{x/m}$ (case (c)) Eqn. (17) is also satisfied but depends on $m(x)$, so this is actually a differential equation on its own, rather than a solution for the surface density. Ignoring the DM halo, i.e., assuming that the entire rotation curve, and hence the inflow velocity are determined solely by the baryonic matter in the disk, this differential equation can also be solved analytically. Using Eqn. (15) the differential equation for the surface density can be written as

$$\frac{1}{\sqrt{m}} \frac{dm}{dx} = 2 \frac{d}{dx} \sqrt{m} = \frac{1}{2A} (x^{-1/2} - x^{3/2}). \quad (18)$$

Solving this differential equation, setting the constant of integration so that $m(0) = 0$, and writing the solution in terms of $y = (dm/dx)/x$, we get

$$y(x) = \frac{x^2 - 1}{2x} \frac{5(1 - 6x^2/5 + x^4/5)}{4(x^2 - 1)}. \quad (19)$$

Comparing this solution to Eqn. (17) shows that in the no-star formation no-DM case, the constant inflow velocity is a better fit to the physically motivated case (c), in which the inflow velocity changes by ~ 20 per cent across the entire disk.

The dimensionless gas profiles, for all three inflow models, are generic results for $\alpha = 0$, and do not depend on the accretion rate, the size of the disk or the sound speed. It is instructive to display these solutions dimensionally for a specific (characteristic) cosmological accretion rate $\dot{\Sigma}_{\text{in}}$ and disk inflow velocity v_R . In Fig. 1 we plot the steady state solution for these three u -cases, in a dimensionless form (bottom-left axes), and dimensional setting (top-right axes), for $R = 10$ kpc, $v_R = 15$ km s $^{-1}$ and $\dot{\Sigma}_{\text{in}} \approx 1500 M_{\odot} \text{pc}^{-2} \text{Gyr}^{-1}$, a cosmological accretion rate that corresponds to a uniformly distributed cosmological accretion by a $5 \times 10^{12} M_{\odot}$ median halo at $z = 2$ (Dekel et al., 2009).

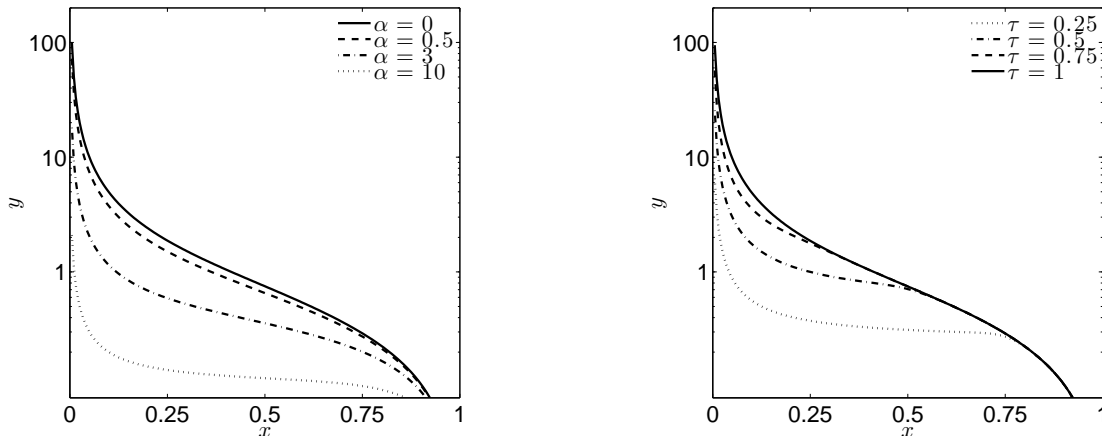


Figure 2. (left) An analytic solution for the steady state surface density of the gas in the disk y , for a few α values ($\alpha = 0$ means no star formation at all). It can be seen that as α increases the surface density has a shallower slope. (right) A numerical time dependent solution of the dimensionless continuity equation, Eqn (1), starting with an empty disk, for the no-star formation ($\alpha = 0$) scenario, with $u = -1$, at a few τ “moments”. It can be seen that y converges to its steady state solution in $\tau \sim 1$ (that is, t_{crs}). We note that case (c) takes shorter to reach a steady state, $\tau \sim 0.75$.

Case	x_{disk}	x_{bulge}	B/D
(a)	0.28	0.075	0.11
(b)	0.43	0.02	0.05
(c)	0.28	0.07	0.11

Table 1. A summary the disk scale radius, bulge radius and the bulge to disk mass ratios for the three u -test cases discussed in the test, in steady state, with no star formation.

It can be seen, that the surface density in all three cases, fits an exponential profile (dashed lines, same colours) quite well for the bulk of the disk. At the inner part of the disk, however, the exponential profile ceases to fit the steady state solution, and in fact, the surface density diverges towards the center of the disk. However, the enclosed mass $M_{\text{gas}}(r)$ for these cases does not diverge.

We interpret the divergence of the surface density towards the center as material that forms a bulge (including a central black hole). In order to study the bulge to disk mass ratio (B/D), defined as

$$\frac{B}{D} \equiv \frac{M_{\text{bulge}}}{M_{\text{bulge}} + M_{\text{disk}}}, \quad (20)$$

of our solutions, we first define the bulge radius, as the distance from the center of the disk at which the gas surface density is larger than the surface density predicted by the best fitting exponential profile by a factor of two. The calculated disk scale radii, bulge radii and the corresponding B/D for the three u test-cases are summarised in Table 1, where it can be seen that the (a) and (c) disks, are indeed very similar, as predicted by comparing Eqns. (17) and (19).

3.2 Turning on star formation ($\alpha \neq 0$)

So far we have considered the gas steady state solution without any star formation or outflows. Thus the only parameter that determines

the gas surface density profile is the inflow velocity. We now turn on the star formation circuit, which is also responsible for the outflowing gas from the disk back to the CGM/IGM. In this section we will focus on cases (a) and (b), and will return to case (c) only when we take the DM component into account in a later section.

In the current treatment, fixing u to the two limiting cases, there is no difference between star formation and outflows. From a physical point of view, though, these are different in essence, since while outflowing gas escapes the gravitational potential of the disk, forming stars stay in the disk, and contribute to the gravitational potential, the rotational velocity and the Toomre- Q parameter. We will distinguish between those two processes in §4.

Solving the steady-state equation ($\partial y / \partial \tau = 0$) with $\alpha \neq 0$ for cases (a) and (b) allows us to quantify the effect of star formation on the steady state solutions for the surface density. Although tedious, both cases are analytically solvable, and converge continuously to Eqn. (17) as $\alpha \rightarrow 0$. We present the analytic solution for case (a) in Appendix §A.

By plugging in physically motivated values for R , v_R , η and t_{dep} , we can get a feel of reasonable α -values. Considering a ~ 10 kpc disk, inflow velocity $|v_R| \sim 20$ km s $^{-1}$, depletion time of $t_{\text{dep}} \sim 0.5$ Gyr at $z = 2$ (Tacconi et al., 2013), and $\eta \sim 2$ (see for example Lilly et al. 2013) we get $\alpha \sim 3$.

In Fig. 2 (left) we plot the steady state solutions $y_\alpha(x)$ for $\alpha = 0, 0.5, 3$ and 10 of case (a). As α increases the gas surface density of the bulk of the disk has a shallower slope. This can be understood as a result of the fact that larger α means more efficient star formation and less efficient inflow, or $t_{\text{crs}} > t_{\text{dep}}$. Therefore, one can think of the evolution at every x as independent, thus resulting in a more uniform disk. For small α , as the depletion time becomes larger, gas flows towards the center rapidly, not staying long enough to form stars, until there is practically no star formation at all, and Eqn. (17) is relevant.

The effect of $\alpha \neq 0$ on case (b) is similar. Moreover, even though the steady state profiles of the two u -cases with $\alpha = 0$ are significantly different across the disk, as α increases both surface densities diminish, until they are barely distinguishable for $\alpha = 10$.

3.3 Convergence to steady state

Having analysed the steady state solutions of Eqn. (14), we turn to solving its (dimensionless) time evolution, but still for a cosmological snapshot, i.e. assuming constant cosmological inflow rate and non-varying halo parameters. For simplicity, we focus on the $\alpha = 0$ case. By carrying out this analysis, we will be able to estimate the dimensionless time τ it takes the disk to reach a steady state. As we already noted, the cosmological snapshot solution should be a reasonable approximation disk, if the steady state convergence timescale is short compared to the time during which the cosmological conditions change significantly.

In Fig. 2 (*right*) we plot the dimensionless surface density $y(x)$, for case (a), at a few $\tau \leq 1$ intervals. The gas surface density y reaches a steady state by $\tau \approx 1$ (the $u = -1/\sqrt{x}$ case reaches a steady state even sooner, within $\tau \approx 0.75$), that is within one crossing time, converging to the analytic solution of Eqn. (17), starting off with an empty disk. Considering, for example, a $R = 10$ kpc and $v_R = 20$ km s $^{-1}$ disk, means that the system reaches a steady state within half a Gyr. At $z \gtrsim 2$, the DM halo (and therefore the cosmological accretion onto the disk as well) change significantly within half a Gyr. At later times, however, the cosmological accretion rate changes only slightly, meaning that a quasi steady state is maintained.

In addition, we also find that the convergence to the steady state surface density is an “outside-in” process. As a consequence, the fact that the radial surface density profile is well approximated by an exponential profile is not true throughout the evolution of the disk. This approximation becomes better as the evolution approaches its quasi steady state.

4 COSMOLOGICAL EVOLUTION

So far we have considered halos of constant mass, and thus constant baryonic accretion rate, to which we referred to as a cosmological snapshot. As we have shown, within this picture the disk evolution equation can be written in a purely dimensionless form and solved analytically. We now generalise our model by accounting for the evolution of those cosmological conditions as well as other galactic parameters and local star formation, which is a necessary step for the model to be self consistent:

- **DM halo** — The DM halo is a crucial ingredient in disk formation and evolution for a couple of reasons. First, the halo growth rate, that depends on \dot{M}_h sets the baryonic accretion rate onto the disk. In our model we follow Dekel et al. (2009); Davé, Finlator & Oppenheimer (2012), taking the baryonic accretion rate as $\dot{M}_{\text{in}} = \dot{M}_h f_B / (1 - f_B)$, where the halo growth rate is

$$\dot{M}_h = 390 \left(\frac{M_h}{10^{12} M_\odot} \right)^{1.15} \left(\frac{1+z}{3} \right)^{2.25} M_\odot \text{ yr}^{-1} . \quad (21)$$

and can be integrated to give the exact halo mass at redshift z , assuming that its mass at some z_0 is known, as we show in Appendix §B.

Second, the DM halo also affects the rotation curve of the baryonic disk. As a result not only the mere total halo mass is important, but also its spatial distribution $M_h(r)$. Furthermore, due to the dependence of the rotation curve on the halo mass distribution, the inflow velocity and the disk size will also be affected. Therefore, to account for the mass distribution correctly, we must specify the

halo concentration \mathcal{C} as a function of M_h and z . We assume continuously evolving median concentration halos following Prada et al. (2012). We neglect adiabatic contraction of the dark matter halos

- **Sound speed** — Since in our model the gas inflow velocity is $\propto c_s^2$ and $Q \propto c_s / \Sigma$, the gas sound speed is an essential parameter. Higher sound speed means gas that flows inwards more efficiently, resulting in low Σ -values at large r , with the addition of a larger numerator in $Q(r)$. Therefore, we expect that the larger the gas sound speed is, the harder it gets for the disk to form stars, and the smaller the stellar disk becomes.

We follow the redshift evolution of the sound speed, as in Wisnioski et al. (2014), i.e.

$$c_s = 18(1+z) \text{ km s}^{-1} . \quad (22)$$

As noted in Wisnioski et al. (2014), this relation is valid over a wide range of redshifts. However, due to measurement uncertainties, c_s shows a substantial scatter around this value (for example ± 10 km s $^{-1}$ at $z = 0$, and ± 30 km s $^{-1}$ at $z = 2$). Therefore, we will use Eqn. (22) as our fiducial sound speed in §5.1, and study how our model predictions change when considering different c_s in §5.2, keeping the $1+z$ dependence on redshift.

- **Disk size** — To constrain the disk size, we assume that the specific angular momentum of the accreted matter, $(J/M)_{\text{accr}}$, equals that of the parent DM halo, $(J/M)_{\text{halo}}$, where the accreted gas is assumed to be in centrifugal equilibrium with the disk, i.e. it starts rotating around the center of the disk at a rotational velocity v_{rot} immediately as it enters the disk. Not making this assumption, necessarily means that other assumptions, about the time it takes the newly accreted gas to reach the disks rotational velocity and the amount of energy that is dissipated in this process, have to be made. It would also cause a situation in which at each radius r , the gas rotation is inhomogeneous. Since we assume that the cosmological accretion at each time is uniform across the disk, then the constraint on the conservation of the angular momentum reads

$$\left(\frac{J}{M} \right)_{\text{halo}} = \left(\frac{J}{M} \right)_{\text{accr}} \equiv \frac{\int_0^R r^2 v_{\text{rot}} dr}{\int_0^R r dr} . \quad (23)$$

Therefore for a given λ , since we know the halo mass at each redshift, we can solve Eqn. (23) for the disk size $R = R(z)$.

- **Depletion time** — At the base of our radially resolved equilibrium model lies the equilibrium relation (2), that relates the SFR to the gas content of the disk. The proportionality, t_{dep} , quantifies the efficiency of star formation — the shorter t_{dep} is, the more efficient star formation becomes, which can proceed even if the gas in the disk flows rapidly inwards due to a high inflow velocity. For the analysis below, we take

$$t_{\text{dep}} = (1+z)^{-0.34} \text{ Gyr} , \quad (24)$$

following Genzel et al. (2015).

- **Star formation** — It has already been noted by Agertz et al. (1987); Ceverino, Dekel & Bournaud (2010); Cacciato, Dekel & Genel (2012); Genel et al. (2012) that Q in the disk will self-regulate to maintain $Q \sim 1$. The intuitive explanation for this self-regulation in Cacciato, Dekel & Genel (2012) is generally valid in the spatially resolved case as well. Nevertheless, resolving the disk radially, means that κ , Σ and Q are all calculated as a function of the distance from the center of the disk. Wherever the ratio between the epicyclic frequency and Σ is small enough, Q will reach its threshold value, and self regulation will proceed. At the outer regions of the disk, however, the low gas surface density will dominate $Q(r)$, which will consequently be > 1 , and therefore star formation will not be initiated. This does

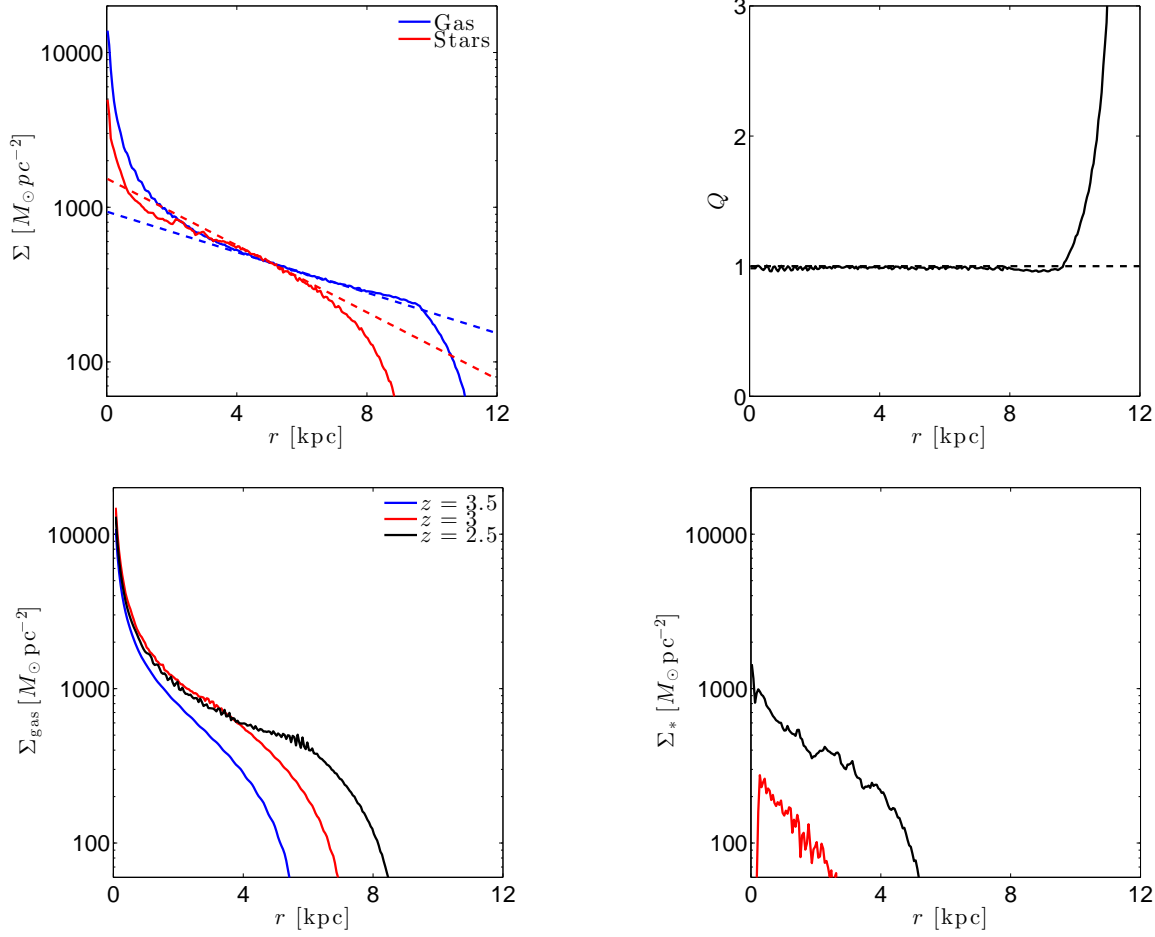


Figure 3. *top left*: a numerical solution to the mass-continuity equation (1) for the fiducial model — for the gas (blue) and for the stars (red) — as a function of the distance from the center of the disk. *(top right)*: the calculated toomre- Q parameter, at $z = 2$, as a function of the distance from the center of the disk, for the fiducial model, together with the star formation threshold. According to our model, star formation is taking place everywhere in the disk that satisfies $Q(r) \leq 1$. *bottom*: The evolution of the gaseous *left* and stellar *right* profiles, from $z = 3.5$ (cosmic time ~ 1.8 Gyr) until $z = 2.5$ ($t \sim 2.6$ Gyr).

not imply that regions in the disk where no star formation is taking place at some redshift will remain quiescent. However, due to the cosmological evolution of the parent halo, and as a result of the baryonic accretion rate and the size of the disk, star formation can begin at a later time.

In order to account for star formation self-consistently in the analysis below, we calculate $Q(r)$, and turn the star formation-circuit on only at those regions of the disk in which $Q < 1$.

5 RESULTS

In this section we consider cosmological evolution of the halo and the accretion rate, employ a self consistent star formation criterion, and solve numerically the evolution equations for the gas and the stars in the disk. First, in §5.1, we define and analyze thoroughly our fiducial model. Next, in §5.2 we examine how our results depend on model parameters, λ , c_s and η for a fixed (at $z = 2$) halo mass. Finally, in §5.3 study how the model results change when the halo mass is modified.

5.1 Fiducial model

As our fiducial model we assume a Λ CDM cosmology, with $\Omega_m = 0.3$, $h = 0.7$, and baryon fraction $f_B = 0.16$. We also assume that the DM halo profile follows a Navarro-Frenk-White profile (Navarro, Frenk & White, 1996) with median concentration parameter, following Prada et al. (2012). The fiducial DM halo we consider is of mass $M_h = 5 \times 10^{12} M_\odot$ at $z = 2$ and spin parameter $\lambda = 0.035$. In addition, we assume $\eta = 2$, no instantaneous recycling, and $c_s = 54 \text{ km s}^{-1}$ at $z = 2$ within the disk. Our massive fiducial halo represents the tip of the main-sequence at $z \approx 2$.

Solving for the cosmologically time-dependent fiducial halo, in which the star formation term is turned on only when and where $Q < 1$, we plot in Fig. 3 (*top left*) the resulting surface density of the two disk components at $z = 2$, and the corresponding $Q(r)$ in Fig. 3 (*top right*). As can be seen in the figure, for the fiducial model both gas and the stellar profiles are well approximated by exponential profiles (dashed lines), with exponential scale lengths 6.6 and 4 kpc, respectively.

Remarkably, though somewhat fortuitously, the stellar length scale precisely equals the length scale given by $\lambda r_{\text{vir}}/\sqrt{2}$ for assumed exponential disk in isothermal halo (Mo, Mao & White, 1998).

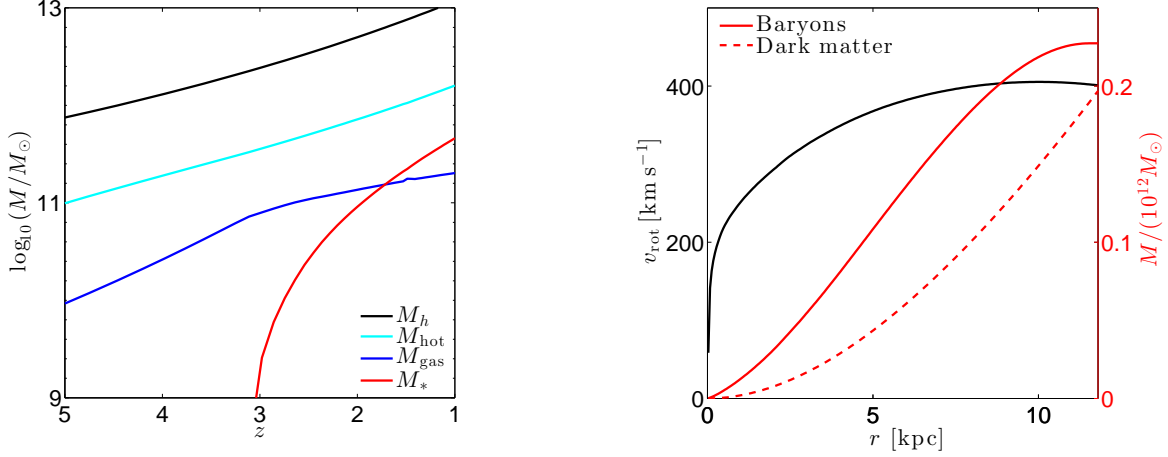


Figure 4. (left): Redshift evolution of the total mass in the halo, hot gas, cold gas and stars in the numerical solution for the evolution of our fiducial model. (right): Radially resolved v_{rot} (black) and baryonic and DM mass contributions (red) for the fiducial model at $z = 2$.

According to our bulge-criterion, the fiducial model bulge extends to ~ 0.85 kpc, and the bulge to disk mass ratio is $B/D = 0.05$. In addition, while the gaseous disk extends roughly to 12 kpc, the stellar disk is somewhat more compact, stretching out to 9 kpc. The gas half mass surface density, defined as $\Sigma_{\text{gas}}(r_{1/2,\text{gas}})$ is $400 M_\odot \text{pc}^{-2}$, where $r_{1/2,\text{gas}}$ is the distance from the center of the disk such that

$$M_{\text{gas}}(r_{1/2,\text{gas}}) = M_{\text{gas}}(R_d)/2. \quad (25)$$

The stellar half mass surface density, defined in a similar way is $500 M_\odot \text{pc}^{-2}$. At $z = 2$ we find $r_{1/2,*} = 4.5$ kpc, consistent with observed sizes for this stellar mass and redshift (Förster Schreiber et al., 2009; Dutton et al., 2011). The star formation rate (at $z = 2$) for the fiducial model is $\sim 120 M_\odot \text{yr}^{-1}$, and the gas fraction is 60%.

Comparing our predicted SFR to the SFR-main sequence, we find that the predicated SFR for our fiducial halo, $120 M_\odot \text{yr}^{-1}$, is in very good agreement with the SFR according to Whitaker et al. (2012), $125 M_\odot \text{yr}^{-1}$, for the same redshift $z = 2$, and stellar mass $\sim 9 \times 10^{10} M_\odot$.

Using our model we can also follow the actual evolution of the disk, as a function of redshift. In Fig. 3 (bottom row) we plot the surface density of the gaseous (left) and stellar disks (right) for $z = 3.5, 3$ and 2.5 . It can be seen that despite that the characteristic gas surface density reaches its “final” ($z = 2$) value already at $z \sim 3$, the disk growth continues even at smaller redshifts. Studying the stellar disk surface density evolution, we find that in our model star formation begins in the inner regions of the disk at $z \sim 3$, and propagates outwards with time, until at $z = 2$ the stellar disk is almost double in size with respect to $z = 2.5$, or ~ 0.7 Gyr later.

In Fig. 4 (left) we plot the redshift evolution of the total mass for each of the disk components (gas and stars), together with the DM halo and hot gas for our fiducial model, where for the hot gas we sum all the gas that flows through the disk and out from the center, plus the accumulated outflow that is proportional to the total stellar mass. Most of the baryons remain as hot halo gas throughout the evolution. At $z \sim 3$, the onset of star formation in the fiducial model case, the disk gas mass growth slows down, as is to be expected from the equilibrium relations. The effect on the hot gas mass, however, is insignificant since most of the hot gas is ejected from the disk center.

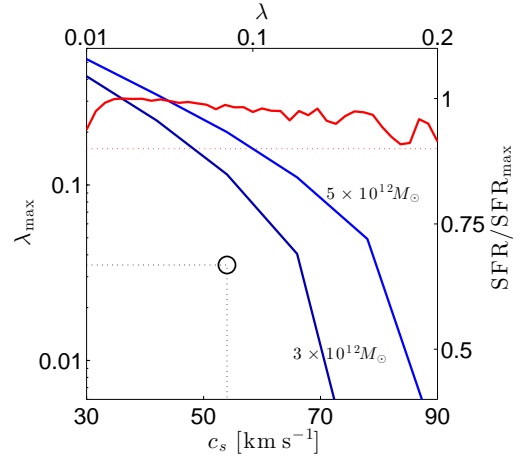


Figure 6. Bottom-left axes: λ_{max} that allows star formation at $z = 2$ for a $5 \times 10^{12} M_\odot$ (blue) and a $3 \times 10^{12} M_\odot$ (dark-blue) halo as a function of the gas sound speed. The fiducial model ($\lambda = 0.035$, $c_s = 18 \text{ km s}^{-1}$) is designated by a small black circle. Only the regions below the curves are star forming. No star formation occurs above the blue curves. Top-right axes: λ dependence of the total SFR for the $c_s = 18(1+z) \text{ km s}^{-1}$ case. It can be seen that the SFR dependence on λ is weak, changing by less than 10% within the $\lambda < \lambda_{\text{max}}$ range.

Finally, in Fig. 4 (right) we plot the rotation curve $v_{\text{rot}}(r)$ and the baryonic and dark matter contributions to the total mass (solid and dashed red curves). The disk is baryon dominated throughout.

5.2 Parameter study at fixed M_h and z

We wish to examine how the disk properties are modified when different halo or disk parameters are taken into account. We note that a key advantage of our approach — a simple toy-model of disk evolution — is that it enables scanning through a large parameter-space at a low computational cost. We focus on $5 \times 10^{12} M_\odot$ halos at $z = 2$, as for our fiducial model.

We examine how the redshift at which star formation begins, z_{SF} , depends on c_s and λ . Since the initial conditions for our disk evolution are of a median halo and an empty disk that is fed by cos-

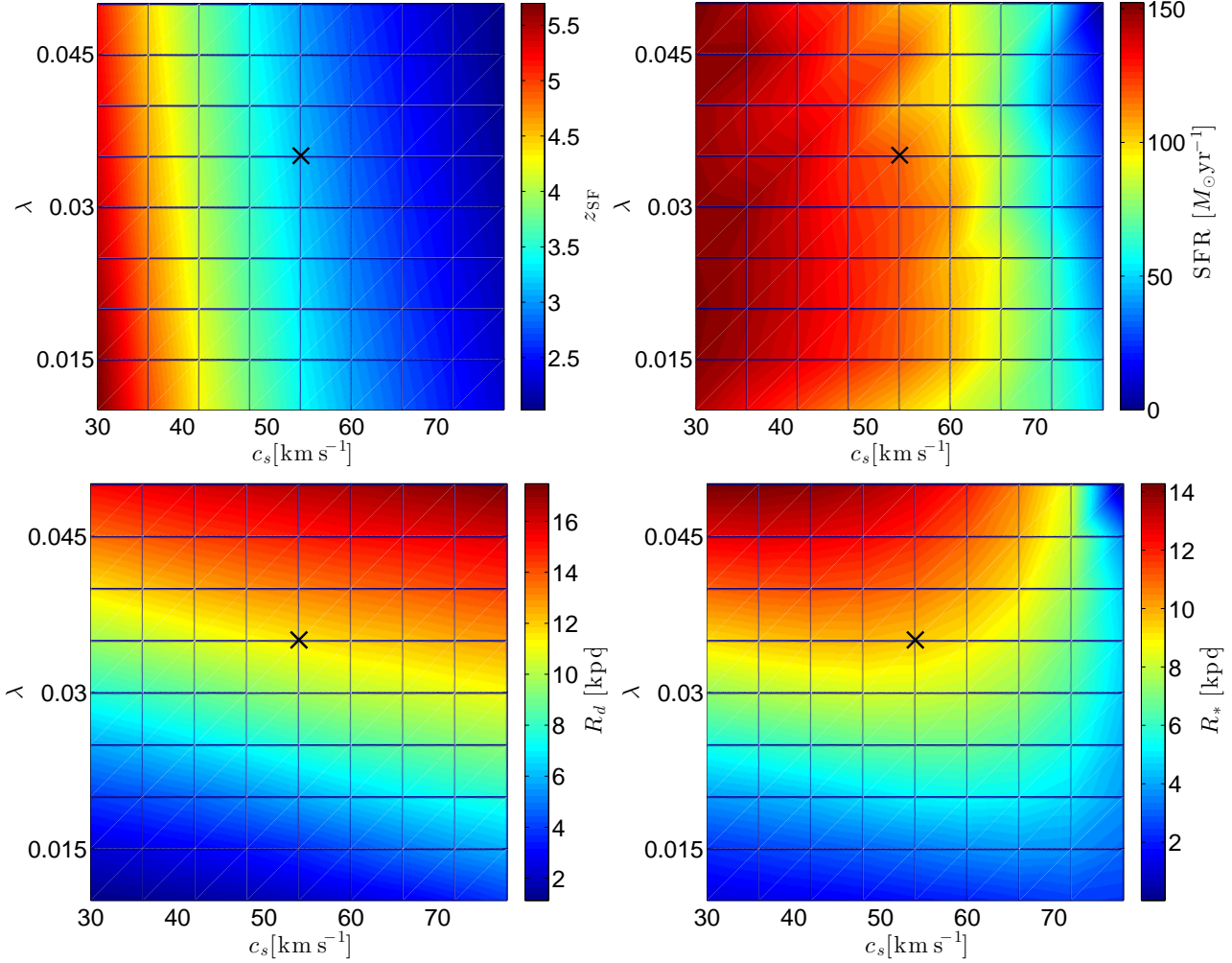


Figure 5. The $z = 2$ dependence on c_s and λ of (top left to bottom right): z_{SF} , SFR, R_d and R_* .

mological accretion, star formation cannot take place until enough gas has been accreted and Σ is large enough. The growing disk size, on the other hand, makes Σ smaller, thus delaying the onset of star formation. The impact of having a large c_s is threefold. First, the large inflow rate empties the gas at each radius more efficiently, resulting in reduced Σ . Second, it delays star formation due to the Q -barrier it induces. Third, as we show below, although counter-intuitive, larger c_s results in larger disks, and hence smaller Σ , thus delaying star formation. Even though larger λ can also delay star formation, through the disk size, for λ from 0.01 to 0.05, which we consider, its effect is weaker, as seen in Fig. 5 (top left).

Interestingly, after star formation has begun, λ hardly has an effect on SFR, despite its effect on the disk size. Qualitatively, increasing λ means increasing the angular momentum of the halo, and hence also of the accreted baryons. Therefore, as λ increases, the disk size R increases too. However, since the baryonic accretion onto the disk

$$\dot{M}_{\text{in}} \propto M_h^{1.15} (1+z)^{2.25}, \quad (26)$$

is independent of λ , then to first order the total baryonic mass in the disk will also be independent of λ . Consequently, even though large λ means smaller characteristic Σ , as long as it is high enough to maintain $Q \sim 1$, star formation, which is $\propto M_{\text{gas}}$ should proceed at more or less the same rate, as seen in Fig. 5 (top right).

Nevertheless, there should exist a λ_{max} , that once reached, renders Σ too low and Q too high, which will not allow any more star formation. In Fig 6 (bottom-left axes) we plot λ_{max} that allows star formation at $z = 2$, as a function of the gas sound speed, for our fiducial halo ($5 \times 10^{12} M_\odot$ at $z = 2$), and for a slightly less massive halo ($3 \times 10^{12} M_\odot$). It can be seen that $\lambda \sim 0.035$, as preferred by observations and simulations is well within the star forming portion of the parameter space, and becomes borderline only as the gas sound speed increases significantly. In Fig 6 (top-right axes) we plot the total SFR for the fiducial sound speed, as a function of λ . It can be seen that for λ altered by more than an order of magnitude, the total SFR changes by less than 10 per cent, following our qualitative argument.

Studying the disk size, one might expect that since $v_r \sim c_s^2$, then for higher sound speeds, the gaseous disk will be more compact, as the radial migration of the gas becomes more efficient. However, the disk size is primarily set by the baryonic accretion onto the disk, whose extent, in our model, is set by conservation of angular momentum. Let us consider a halo of mass M_h , with some specific angular momentum, $(J/M)_{\text{halo}}$ that is, of course, independent of the sound speed. A larger c_s at the early stages of the disk evolution, will result in a mass profile that is more concentrated near the center of the disk, and thus lower baryonic specific

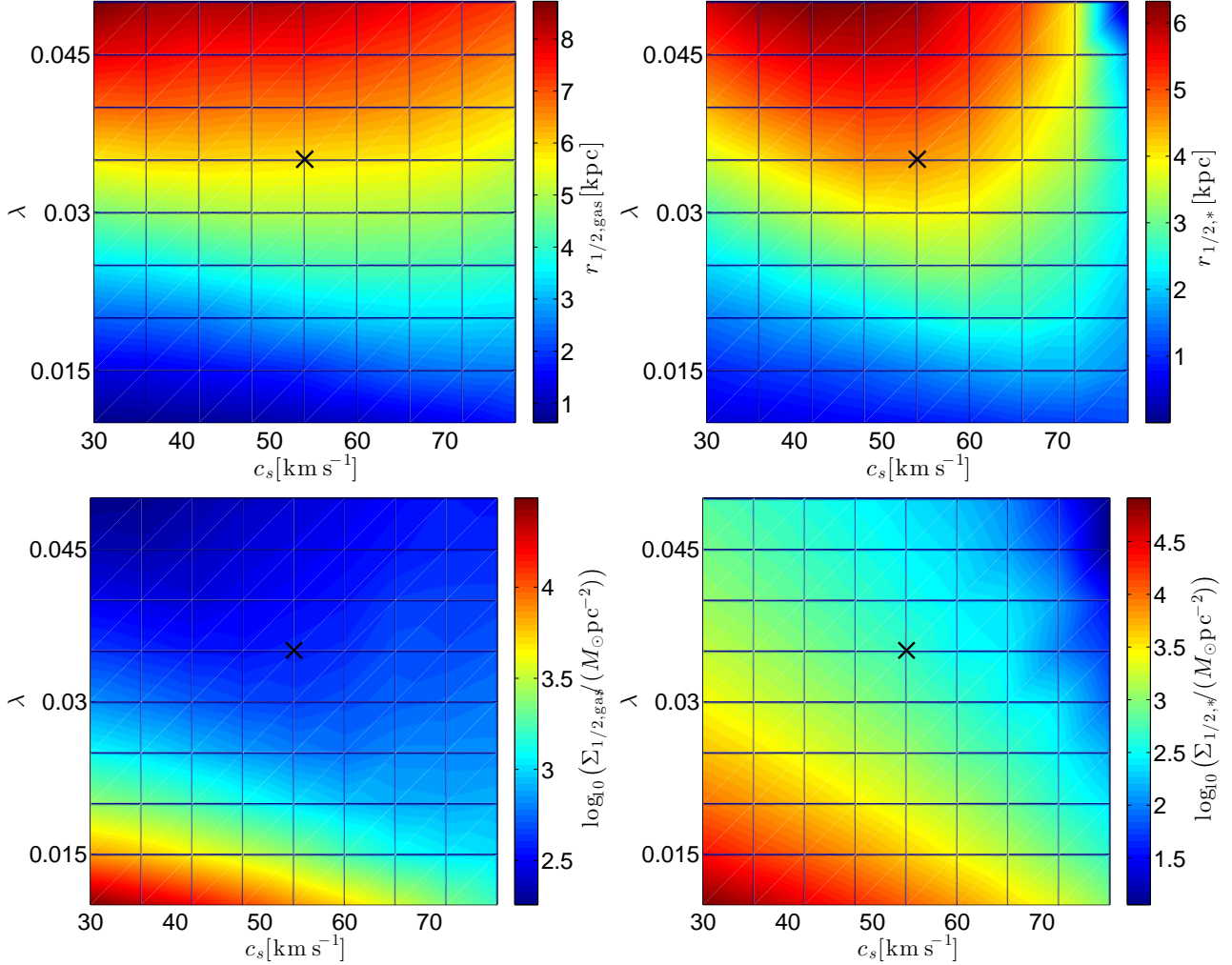


Figure 7. The $z = 2$ dependence on c_s and λ of (top left to bottom right): $r_{1/2,\text{gas}}$, $r_{1/2,*}$, $\Sigma_{1/2,\text{gas}}$ and $\Sigma_{1/2,*}$.

angular momentum. Therefore, to satisfy the angular momentum constraint, Eqn. (23), the disk must grow for higher sound speeds. This is seen in Fig. 5 (bottom left), where we plot R_d (the truncation radius of the baryonic disk) as a function of the gas sound speed and λ , for our fiducial halo at $z = 2$.

For the stellar disk size dependence on c_s , which is plotted in Fig. 5 (bottom right), we note that there are two competing effects. As c_s increases, Eqn. (6) implies that in the outer regions of the disk, where Σ is lower, star formation is suppressed. But, since the gaseous disk grows as c_s grows, then the absolute size of the stellar disk is potentially larger, at least as long as overall Q is small enough.

In Fig. 7 we plot the corresponding $r_{1/2}$ (top row) and $\Sigma_{1/2}$ (bottom row), the half mass radius and surface density of the gas (left column) and stars (right column). It can be seen that regions in parameter space that result in small R_d and R_* have large $\Sigma_{1/2}$. This is due to the fact that small disks get a larger mass contribution from the central divergence of the surface density. The opposite is not exactly satisfied – the largest disks do not have the lowest half mass surface densities. For the gas component, this is due to the fact that larger disks contain more baryons, and hence their characteristic surface density is higher, while for the stellar component this

is due to the fact that not the entire parameter space results in disks that form stars, resulting in lower characteristic surface densities.

Owing to these effects, the total disk mass, as well as the relative gaseous and stellar contributions to it depend on c_s and λ in a non-trivial way. As seen in Fig. 8 (top left), the total disk mass increases as the sound speed decreases, as one would expect, primarily due to the fact that higher c_s results in a rapidly emptying disk, where the excess gas that inevitably reaches the center of the disk enters the hot halo. Except for the gas that is heated up as it falls towards the center of the disk, the hot halo is also fed by the outflowing baryons, whose mass \propto SFR. The total hot gas mass due to these contributions, is plotted as a function of c_s , λ for our fiducial halo at $z = 2$ in Fig. 8 (top right). It can be seen that the hot gas mass depends very weakly on λ , similarly to the SFR. This implies that outflows constitute a significant part of the total hot gas mass. The relative contributions of gas and stars to the total disk mass can be read off Fig. 8 (bottom left and bottom right), where we plot the gas fraction f_{gas} , and $\text{sSFR} = \text{SFR}/M_*$, respectively. It can be seen that except for the fact that the gas fraction is lower where SFR is higher, it exhibits a stronger dependence on λ than the SFR, since as argued above higher λ generates larger disks, that results in a smaller portion of it that forms stars.

Apart from λ and c_s , another free parameter in our model is

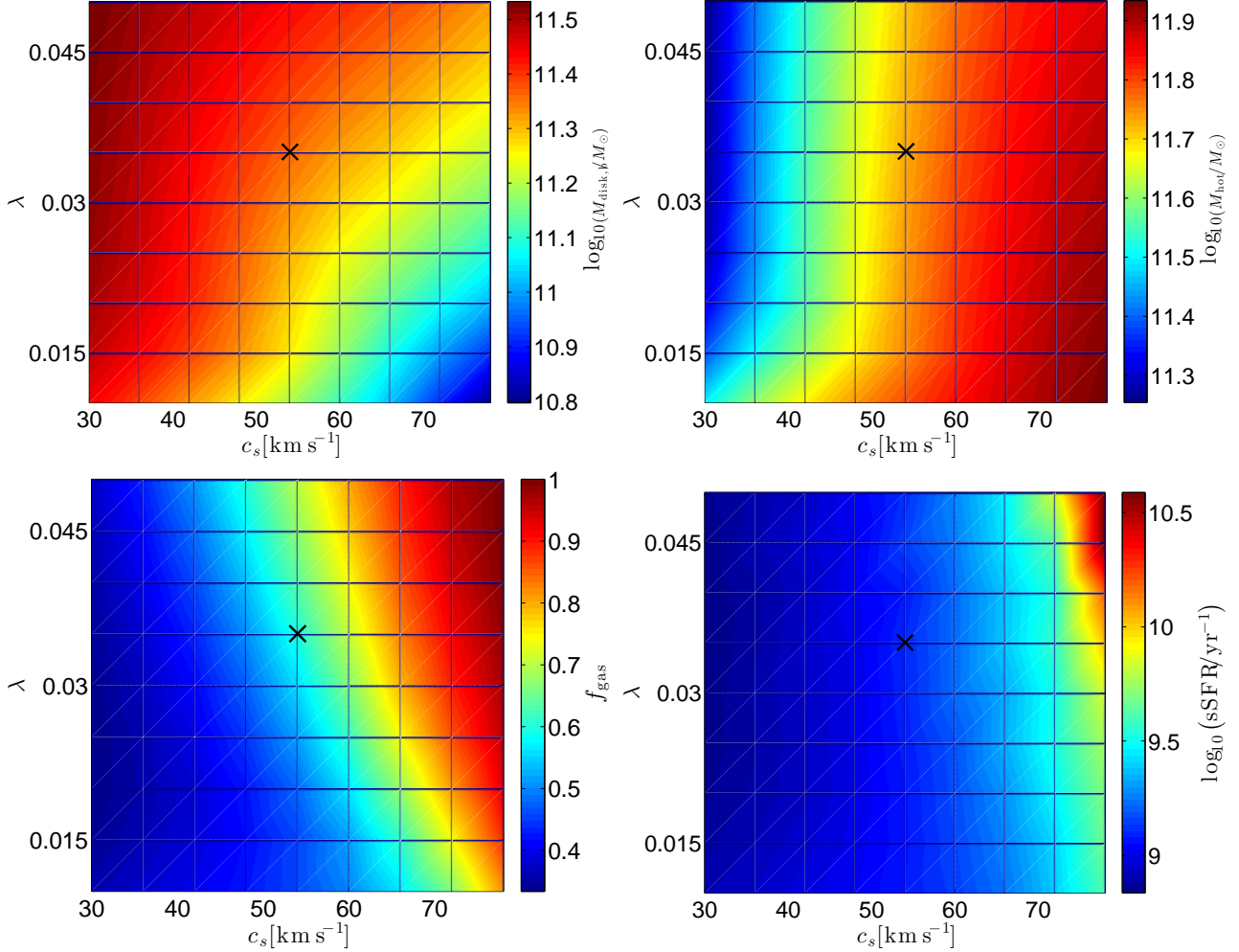


Figure 8. The $z = 2$ dependence on c_s and λ of (top left to bottom right): M_{disk} , M_{hot} , f_{gas} and sSFR.

the mass loading factor η . Considering variation in η from 1 to 3 results in insignificant modifications to the results reported above, and we thus do not pursue this η analysis further. We note, however, that analysis of the extreme case $\eta = 0$, i.e. no outflows at all, shows a stronger dependence of SFR and M_{hot} on λ , verifying our argument about the importance of outflows to the hot gas mass.

5.2.1 SFR versus M_*

As we have already mentioned, the tight scaling relation between the SFR in disk galaxies and their stellar mass is remarkable. This scaling relation has been repeatedly observed, in many independent observations and different surveys. Therefore, it is interesting to compare our model predictions to actual observations of SFR, and how well those predictions fall within the so-called star formation main sequence. In particular, we compare our model predictions to the best-fitting SFR- M_* relation, as found in Whitaker et al. (2012), based on 22816 observations of star forming galaxies between $z = 0$ and 2.5

$$\log_{10} \text{SFR} = \alpha(z)(\log_{10} M_* - 10.5) + \beta(z) \quad , \quad (27)$$

where

$$\alpha(z) = 0.7 - 0.13z$$

$$\beta(z) = 0.38 + 1.14z - 0.19z^2 \quad . \quad (28)$$

Since the initial conditions of our simulated disks are of empty disk, and since, as we have shown, in our model star formation is initiated at $z \sim 3$, it is clear that the correspondence between our model predictions and Eqn. (27) cannot hold for any high redshift, and thus we are interested in comparing these SFR's at a lower redshift, so that the disk has already reached an equilibrium. In Fig. 9 we plot the Whitaker relation, Eqn. (27), as a function of M_* for $z = 2$ (black dashed) compared to our model predictions, all at $z = 2$ and for a halo of mass $5 \times 10^{12} M_\odot$, and various model parameters, c_s , λ and η . It can be seen from this plot that our model predicts very well the SFR- M_* relation, even as c_s , λ and η are varied.

5.3 Varying M_h at $z = 2$

So far we have only considered the evolution of disks within a DM halo of mass $5 \times 10^{12} M_\odot$ at $z = 2$, and examined how perturbations to model parameters affect the evolution of those disks. We now wish to consider less massive halos, and examine how this affects the evolution of the associated baryonic disks. Less massive halos imply smaller baryonic accretion, and hence lighter baryonic disks. This affects the disk size, its mass and SFR, and consequently also the stellar disk size and mass, and the gas fraction in the disk.

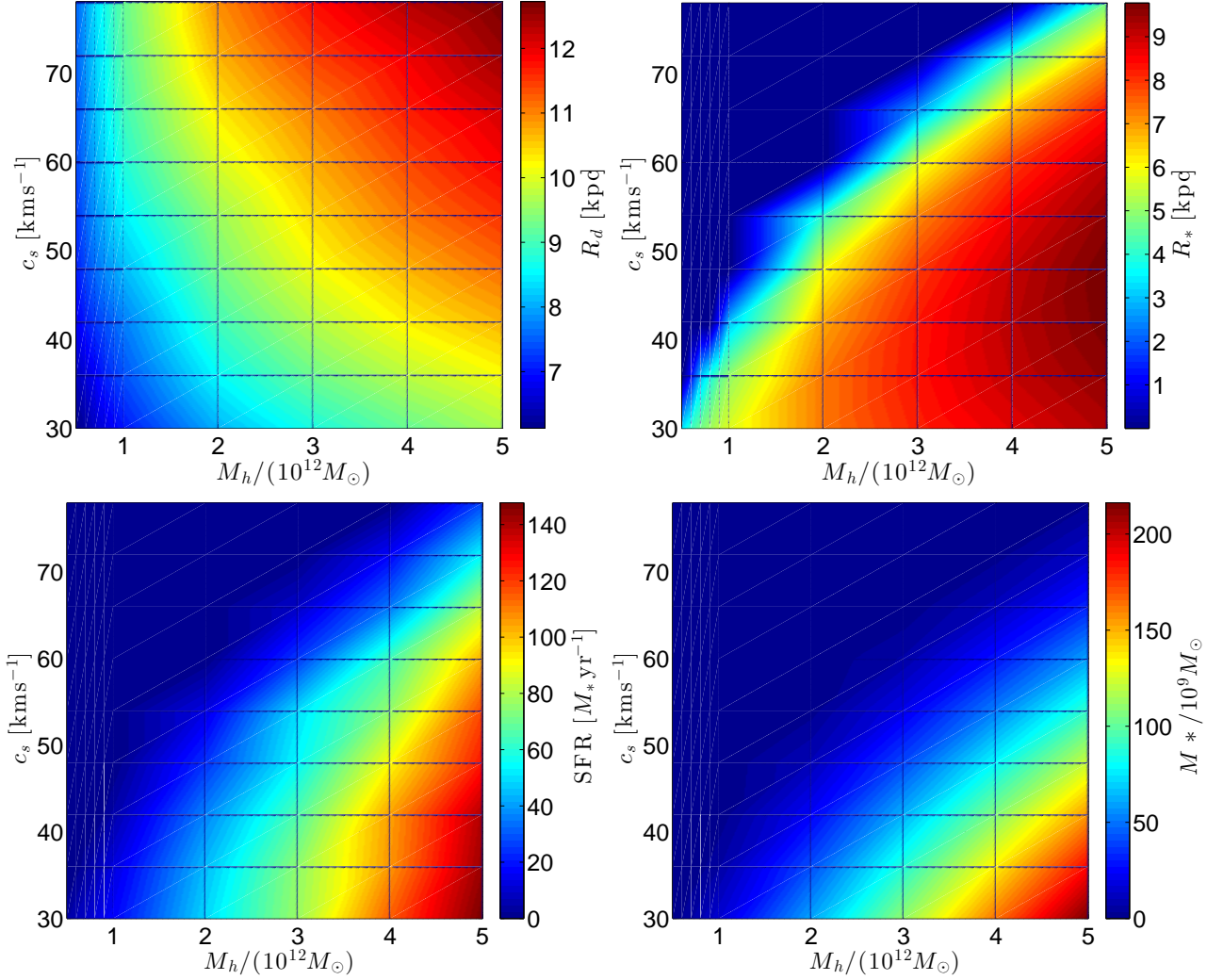


Figure 10. Disk size (top left), stellar disk size (top right), SFR (bottom left) and the stellar mass (top left) as predicted by our model at $z = 2$ as a function of c_s and M_h , for $c_s = 18(1 + z) \text{ km s}^{-1}$ and $\lambda = 0.035$.

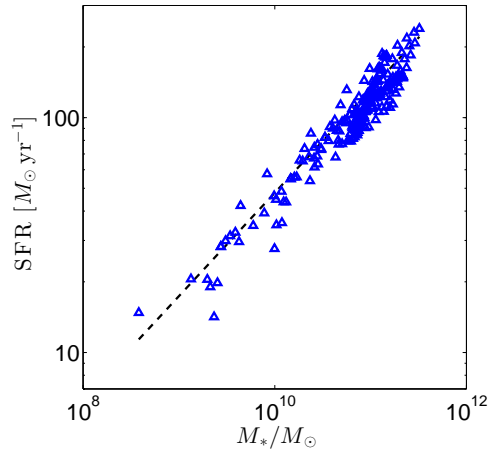


Figure 9. SFR- M_* relation (the so called SFR main sequence) as predicted by our model for various model parameters (λ , c_s , η) at $z = 2$, and the corresponding relation (best-fit) according to Whitaker et al. (2012). It can be seen that our model predicts SFR that fits quite well the Whitaker relation.

Intuitively one could expect that lighter halos would lead to smaller disks, as less gas is accreted onto the disk. In Fig. 10 (top left), however, we show that this is only partially true, and that the dependence of the disk size on the halo mass weakens as c_s decreases.

Since a lighter halo means smaller baryonic accretion, and hence lighter gaseous disks, it is also to be expected that smaller M_h would also result in a smaller SFR, for a given c_s . As we have already shown, as c_s increases, the characteristic Σ has to become larger to sustain star formation. Therefore, for each c_s there is the corresponding M_h below which star formation is no longer possible, as $Q > 1$ always. This forms a star-formation threshold, which is visible in Fig. 10 (bottom left) of the SFR as a function of c_s and M_h at $z = 2$. This naturally points out a validity range for our model.

Examining the stellar disk size as a function of M_h and c_s , as in Fig. 10 (top right), we find that the behaviour we found in the analysis of Fig. 5 (middle right), of the fiducial halo, is modified for lighter halos. For halos of mass $\lesssim 3 \times 10^{12} M_\odot$ the stellar disk size is monotonically decreasing as c_s increases. This implies that for the less massive halos the fact that the total size of the gaseous

disk increases as c_s increases is subdominant to the Q -barrier due to the increase of the gas sound speed.

Finally, in Fig. 10 (*bottom right*) we plot the total stellar mass in the disk as a function of M_h and c_s at $z = 2$. We find that even though the total stellar mass increases monotonically with M_h , as might be expected, it does not follow the general behavior of the stellar disk size discussed above, which means that maximising the star forming region does not guarantee a higher total SFR through that region.

6 SUMMARY

In this paper we have presented a “radially-resolved-equilibrium-model” for the growth of baryonic disks in cosmologically accreting massive halos. We have solved the time-dependent equations that govern the radially dependent gaseous and stellar contents of disks, as well as their star-formation rates, inflows and outflows from and to the inter- and circum-galactic medium, and inward radial gas flows within the disks, while imposing angular momentum conservation. We have focused on the evolution up to redshifts $z \sim 2$. We have shown that:

- The dynamical time scales required for both components of baryonic disks to reach their equilibrium configuration are much shorter than the those of cosmological variations in the DM halo mass and profile. This feature guarantees the success of our equilibrium model.
- Mass conservation alone, as in § 3 suffices to yield an exponential profile, both for the gaseous and the stellar surface density. However, in order to self consistently determine the size of the disk, one has to account, in addition, to global angular momentum conservation. Treating the angular momentum conservation as a constraint on mass continuity thus sets the extent of the baryonic accretion onto the disk, and hence the gaseous disk size, assuming baryonic accretion is purely gaseous.
- The stellar disk size is determined by the SFR, which is self consistently calculated according to the condition Toomre $Q < 1$. For a roughly flat rotation curve, this condition is not satisfied when the surface density becomes too small, as in the outer parts of the gaseous disk, which naturally leads to stellar disks that are more compact than the corresponding gaseous disks.
- Focusing on cosmological evolution up to $z = 2$, and on massive, $5 \times 10^{12} M_\odot$ halos (at $z = 2$), our model reproduces the so-called star formation main sequence, $\text{SFR}(M_*)$. In particular, our fiducial model predicts SFR of $\sim 100 M_\odot \text{ yr}^{-1}$, stellar mass $\sim 9 \times 10^{10} M_\odot$, gas contents $\sim 10^{11} M_\odot$, half mass sizes of 4.5 and 5.8 kpc for the stars and gas, and characteristic surface densities 500, 400 $M_\odot \text{ pc}^{-2}$.

The equilibrium model for galaxy evolution has been widely employed to account for the interrelated observed parameters of the (blue) main-sequence (Bouché et al., 2010; Davé, Finlator & Oppenheimer, 2012; Lilly et al., 2013; Dekel & Mandelker, 2014). In this paper we have generalised the analytic model to account for the global disk structures. The exponential disks and length-scales both for stars and gas are naturally accounted for in this model.

ACKNOWLEDGMENTS

We thank Andreas Burkert, Reinhard Genzel and Linda Tacconi for many helpful discussions. This work was supported by the DFG via

German-Israel Project Cooperation grant STE1869/1-1/GE625/15-1. We also acknowledge support by the Raymond and Beverly Sackler Tel Aviv University - Harvard/ITC Astronomy Program, and Israel Science Foundation I-CORE grant 1829/12.

APPENDIX A: STEADY STATE SOLUTION OF $\alpha \neq 0$

For the velocity case (a), the steady state solution of the $\alpha \neq 0$ (that is, the star forming) scenario may be obtained analytically. To do that, we first rewrite the differential equation, as a classical non-homogeneous first order ordinary differential equation of the form $y' + p(x)y = q(x)$:

$$y' + \left(\frac{1}{x} - \alpha\right)y = -1 \quad . \quad (\text{A1})$$

Identifying the coefficients $p(x), q(x)$ we can immediately find the solution to this equation, with the constant of integration chosen so that $y(1) = 0$, to yield

$$y(x) = \frac{1 - (1 + \alpha) \exp\{\alpha x - \alpha\} + \alpha x}{\alpha^2 x} \quad . \quad (\text{A2})$$

It can be easily verified that for $\alpha \ll 1$

$$y(x) = \frac{1 - x^2}{2x} + \mathcal{O}(\alpha) \quad , \quad (\text{A3})$$

which converges continuously to the no-star formation case. Another notable fact is that having $\alpha \neq 0$ does not change the functional form of the divergence of y towards the center of the disk, where the surface density satisfies

$$y \approx f(\alpha) \frac{1}{2x} \quad (x \ll 1) \quad , \quad (\text{A4})$$

where f can be read off Eqn. (A2) and satisfies $\forall \alpha > 0 : f(\alpha) > 0$. Finally, we note that the same is true for case (b): the dimensionless surface density may be calculated analytically, and shown to converge continuously to the $\alpha = 0$ scenario.

APPENDIX B: SOLVING FOR $M_H(Z)$

Let us write Eqn. (21) in a more general way

$$\dot{M}_h = \Gamma M_h^b (1 + z)^c \quad . \quad (\text{B1})$$

We note that

$$\dot{M}_h = a \frac{dM_h}{dz} \frac{dz}{da} \left(\frac{1}{a} \frac{da}{dt} \right) \quad , \quad (\text{B2})$$

where a is the cosmological scale factor and z, t are the cosmological redshift and time as usual. Therefore Eqn. (B1) can be written as

$$\frac{dM_h}{M_h^{-b}} = -\Gamma(1 + z)^{c-1} \frac{dz}{H(z)} \quad , \quad (\text{B3})$$

where $H(z)$ is the Hubble constant at z . This equation can be solved numerically, as we do for the quantitative analysis in this paper. It is illustrative though to assume a matter dominated universe ($\Omega_m = 1$), so that $H(z) = H_0(1 + z)^{3/2}$, where H_0 is the present day Hubble constant, and solve this differential equation analytically. In a matter dominated universe then

$$M_h = \left\{ \frac{\Gamma}{H_0} \frac{2 - 2b}{3 - 2c} \left[(1 + z)^{c-3/2} \right]_{z_0}^z + m_0^{1-b} \right\}^{1/(1-b)} \quad , \quad (\text{B4})$$

where $m_0 = M_h(z_0)$.

References

- Agertz O., Lake G., Teyssier R., Moore B., Mayer L., Romeo A.B., 2009, MNRAS 392, 294
- Binney J. & Trmmaine S., 1987, Galactic Dynamics, Princeton Univ. Press, Princeton, NJ
- N. Bouché, A. Dekel, R. Genzel et al., ApJ **718**, 1001 (2010)
- Boroson T., 1981, ApJS, 46, 177
- Brinchmann J., Charlot S., White S. D. M., Tremonti C., Kauffmann G., Heckman T., Brinkmann J., 2004, MNRAS, 351, 1151
- Burkert A. et al., 2010, ApJ, 725, 2324
- Cacciato M., Dekel A., Genel S., 2012, MNRAS, 421, 818
- Ceverino D., Dekel A., Bournaud F., 2010, MNRAS 404 2151
- Daddi E. et al., 2007, ApJ, 670, 156
- Danovich M., Dekel A., Hahn O., Ceverino D., Primack J., 2015, MNRAS, 449, 2087
- Davé R., 2008, MNRAS , 385, 147
- Davé R., Finlator K., Oppenheimer B.D., 2012, MNRAS , 421, 98
- Dekel A., Mandelker N., 2014, MNRAS, 444, 2071
- Dekel A. et al., 2009, Nature, 457, 451
- Dutton A.A. et al., 2011, MNRAS, 410, 1660
- Elbaz D. et al., 2007, A&A, 468, 33
- Firmani C., Avila-Reese V., 2000, MNRAS , 315, 457
- Förster Schreiber N.M. et al., 2009, ApJ, 706, 1364
- Freeman K. C., 1970, ApJ 160, 811
- Gammie C., 2001, ApJ, 553, 174
- González V., Labbé I., Bouwens R.J., Illingworth G., Franx M., Kriek M., Brammer G.B., 2010, ApJ, 713, 115
- Genel S. et al., 2012, ApJ 745, 11
- Genel S., Fall S.M., Hernquist L., Vogelsberger M., Snyder G.F., Rodriguez-Gomez V., Sijacki D., Springel V., 2015, ApJ 804, 40
- Genzel R. et al., 2015, ApJ, 800, 20
- Genzel R. et al., In prep
- Heavens A.F., Jimenez R., 1999, MNRAS , 305, 770
- Larson R.B., 1972, Nature , 236, 21
- Leroy A.K., Walter F., Brinks E., Bigiel F., de Blok W.J.G., Madore B., Thornley M.D., 2008, AJ, 136, 2782
- Lilly S.J., Carollo C. M., Pipino A., Renzini A., Peng Y., 2013, ApJ, 772, 119
- Mathewson D.S., Ford, V.L., Buchhorn M., 1992, MNRAS, 81, 413
- Mo H.J., Mao S., White S.D.M., 1998, MNRAS , 295, 319
- Natarajan P., 1999, ApJ , 512, 105
- Navarro, J.F., Frenk C.S., White S.D.M., 1996, ApJ , 462, 563
- Noeske K. G. et al., 2007, ApJ, 660L, 43
- Prada F., Klypin A., Cuesta A.J., Betancort-Rijo J.E., Primack J., 2012, MNRAS, 423, 301
- Stinson G. S., Bailin J., Couchman H., Wadsley J., Shen S., Nickerson S., Brook C., Quinn T., 2010, MNRAS, 408, 812
- Tacconi et al., 2013, ApJ, 768, 74
- Toomre A., 1964, ApJ, 139, 1217
- van den Bosch F.C., 1998, ApJ , 507, 601
- van den Bosch F.C., 2000, ApJ , 530, 177
- van den Bosch F.C., Dalcanton J.J., 2000, ApJ , 534, 146
- van den Bosch F.C., 2001, MNRAS , 327, 1334
- van der Kruit P.C., 1981, A&A, 99, 298
- van der Kruit P.C., Searle L., 1981, A&A, 95, 105
- de-Vaucouleurs G., 1959, Handbuch Der Physik
- Whitaker K., van Dokkum P.G., Brammer G., Franx M., 2012, ApJ, 754, 29
- Wisnioski E. et al., 2015, ApJ, 799, 209