

LAUNCHING COSMIC RAY-DRIVEN OUTFLOWS FROM THE MAGNETIZED INTERSTELLAR MEDIUM

PHILIPP GIRICHIDIS¹, THORSTEN NAAB¹, STEFANIE WALCH², MICHAŁ HANASZ³, MORDECAI-MARK MAC LOW⁴,
JEREMIAH P. OSTRIKER⁵, ANDREA GATTO¹, THOMAS PETERS¹, RICHARD WÜNSCH⁶, SIMON C. O. GLOVER⁷,
RALF S. KLESSEN⁷, PAUL C. CLARK⁸, CHRISTIAN BACZYNSKI⁷,¹Max-Planck-Institut für Astrophysik, Karl-Schwarzschild-Str. 1, 85741 Garching, Germany²Physikalisches Institut, Universität zu Köln, Zùlpicher Str. 77, 50937 Köln, Germany³Centre for Astronomy, Nicolaus Copernicus University, Faculty of Physics, Astronomy and Informatics, Grudziadzka 5, PL-87100 Toruń, Poland⁴Department of Astrophysics, American Museum of Natural History, 79th Street at Central Park West, New York, NY 10024, USA⁵Department of Astronomy, Columbia University, 1328 Pupin Hall, 550 West 120th Street, New York, New York 10027, USA⁶Astronomical Institute, Academy of Sciences of the Czech Republic, Bocni II 1401, 141 31 Prague, Czech Republic⁷Universität Heidelberg, Zentrum für Astronomie, Institut für Theoretische Astrophysik, Albert-Ueberle-Str. 2, 69120 Heidelberg, Germany and⁸School of Physics & Astronomy, Cardiff University, 5 The Parade, Cardiff CF24 3AA, Wales, UK*Draft version February 21, 2022*

ABSTRACT

We present a hydrodynamical simulation of the turbulent, magnetized, supernova-driven interstellar medium (ISM) in a stratified box that dynamically couples the injection and evolution of cosmic rays (CRs) and a self-consistent evolution of the chemical composition. CRs are treated as a relativistic fluid in the advection-diffusion approximation. The thermodynamic evolution of the gas is computed using a chemical network that follows the abundances of H^+ , H , H_2 , CO , C^+ , and free electrons and includes (self-)shielding of the gas and dust. We find that CRs perceptibly thicken the disk with the heights of 90% (70%) enclosed mass reaching $\gtrsim 1.5$ kpc ($\gtrsim 0.2$ kpc). The simulations indicate that CRs alone can launch and sustain strong outflows of atomic and ionized gas with mass loading factors of order unity, even in solar neighbourhood conditions and with a CR energy injection per supernova (SN) of 10^{50} erg, 10% of the fiducial thermal energy of a SN. The CR-driven outflows have moderate launching velocities close to the midplane ($\lesssim 100$ km s⁻¹) and are denser ($\rho \sim 10^{-24} - 10^{-26}$ g cm⁻³), smoother and colder than the (thermal) SN-driven winds. The simulations support the importance of CRs for setting the vertical structure of the disk as well as the driving of winds.

Subject headings: (ISM:) cosmic rays — ISM: structure — ISM: jets and outflows — magnetohydrodynamics (MHD) — diffusion

1. INTRODUCTION

Galactic outflows are important for the dynamical and chemical evolution of galaxies (e.g. Veilleux, Cecil & Bland-Hawthorn 2005; Oppenheimer & Davé 2006). They can enrich galactic halos with metals and regulate the baryonic angular momentum distribution in forming galaxies (e.g. Übler et al. 2014). Observations reveal that many actively star forming galaxies in the early Universe ($z \gtrsim 0.5$) show wind signatures (e.g. Steidel et al. 2010; Newman et al. 2012; Rubin et al. 2014). In the local Universe, strong winds are mainly associated with starburst galaxies such as M82 or NGC253. Milky Way (MW) type galaxies show galactic fountain features because the wind is probably not powerful enough to break through the extended layer of atomic gas. Despite their importance, the driving mechanisms of galactic winds are not precisely known. Galaxy-scale sub-grid modes including SN explosions, radiation pressure, and stellar winds only partially succeed in explaining observed galactic wind properties.

Recent numerical simulations of the galactic ISM (Walch et al. 2014; Girichidis et al. 2015) have shown that the properties of SN-driven outflows are tightly connected to details of the ISM structure and the environmental densities of SNe as one of the main driving mechanisms. Most previous calculations of the SN-driven ISM recover the net global quantities like mass fractions and volume filling factors of the different thermal states of

the gas close to the disk midplane (de Avillez & Breitschwerdt 2005; Joung & Mac Low 2006; Walch et al. 2011; Kim, Ostriker & Kim 2013; Li et al. 2015). However, the vertical distribution of the gas above the disk as well as the temperature structure are not reproduced well by previous numerical models (Henley et al. 2010; Wood et al. 2010).

Cosmic rays (CRs) as a non-thermal component (see e.g. Zweibel 2013 for a recent review) might change the structures in the ISM even more. Their energy density is similar to the magnetic and thermal one (e.g. Cox 2005; Draine 2011, and references therein). As CRs do not cool as efficiently as the thermal gas, they provide a long-lived energy reservoir. Their transport through the medium can be described by a diffusion process relative to the gas, which allows CRs to populate large regions of the disk creating a steady pressure gradient. Both facts make CRs a fundamentally different dynamical driving mechanism in the ISM.

From theoretical considerations a CR pressure gradient alone can generate outflows (Breitschwerdt, McKenzie & Voelk 1993; Everett et al. 2008; Dorfi & Breitschwerdt 2012). This result is supported by recent galaxy-scale hydrodynamical simulations. Hanasz et al. (2013) neglect the thermal impact of SN and show that CRs alone can launch fast winds from the magnetized ISM in high surface density disks ($\Sigma_{\text{gas}} = 100 M_{\odot} \text{pc}^{-2}$). Booth et al.

(2013) assume isotropic diffusion without the inclusion of magnetic fields and compare MW and Small Magellanic Cloud (SMC) type galaxies, finding that CRs noticeably increase the mass loading factor in SMC-like dwarf galaxies, but do not have an impact in MW-type environments with mass loading factors below unity. With a similar implementation Salem & Bryan (2014) found stable outflows with mass loading factors of 0.3 but only for a high fraction of CR energy injection per SN. The main conclusion from these studies is that CRs can diffuse out of the dense regions of star formation and generate stable vertical pressure gradients. This helps to lift even dense and atomic gas above the disk midplane. These models investigate the outflows on galactic scales without resolving the ISM structures and phases.

In this study we present the first magneto-hydrodynamical numerical simulations of stratified boxes that dynamically include CRs and follow the chemical evolution in the ISM. We aim at a more accurate description of the thermal and dynamical properties of a galactic disk with a focus on the vertical structure of the disk and the onset of outflows.

2. NUMERICAL METHOD AND SIMULATION SETUP

The simulations are performed with a modified version of the adaptive-mesh refinement code FLASH in version 4 (Fryxell et al. 2000; Dubey et al. 2008, 2013). We solve the magneto-hydrodynamic (MHD) equations using the HLL5R method (Waagan 2009; Bouchut, Klingenberg & Waagan 2010), extended to a separate mono-energetic CR fluid similar to Yang et al. (2012). Tests of this implementation are presented in Girichidis et al. (2014).

The combined system of equations that we solve numerically is

$$\frac{\partial \rho}{\partial t} + \nabla \cdot (\rho \mathbf{v}) = 0 \quad (1)$$

$$\frac{\partial \rho \mathbf{v}}{\partial t} + \nabla \cdot \left(\rho \mathbf{v} \mathbf{v}^T - \frac{\mathbf{B} \mathbf{B}^T}{4\pi} \right) + \nabla p_{\text{tot}} = \rho \mathbf{g} \quad (2)$$

$$\frac{\partial e}{\partial t} + \nabla \cdot \left[(e + p_{\text{tot}}) \mathbf{v} - \frac{\mathbf{B}(\mathbf{B} \cdot \mathbf{v})}{4\pi} \right] = \rho \mathbf{v} \cdot \mathbf{g} + \nabla \cdot \mathbf{K} \nabla e_{\text{CR}} + \dot{u}_{\text{chem}} + \dot{u}_{\text{inj}} \quad (3)$$

$$\frac{\partial \mathbf{B}}{\partial t} - \nabla \times (\mathbf{v} \times \mathbf{B}) = 0 \quad (4)$$

$$\frac{\partial e_{\text{CR}}}{\partial t} + \nabla \cdot (e_{\text{CR}} \mathbf{v}) = -p_{\text{CR}} \nabla \cdot \mathbf{v} + \nabla \cdot (\mathbf{K} \nabla e_{\text{CR}}) + Q_{\text{CR}}, \quad (5)$$

Here, ρ is the mass density, \mathbf{v} is the velocity and \mathbf{B} is the magnetic field. The total energy density,

$$e = \rho v^2/2 + e_{\text{th}} + e_{\text{CR}} + B^2/8\pi, \quad (6)$$

includes kinetic, thermal, CR and magnetic contributions. We evolve the CR energy density, e_{CR} separately. The total pressure is

$$p_{\text{tot}} = p_{\text{th}} + p_{\text{CR}} + p_{\text{mag}} \quad (7)$$

$$= (\gamma - 1)e_{\text{th}} + (\gamma_{\text{CR}} - 1)e_{\text{CR}} + B^2/8\pi. \quad (8)$$

The closure relation for the system, the equation of state, combines the different contributions from CR and ther-

mal pressure in an effective adiabatic index, γ_{eff} ,

$$\gamma_{\text{eff}} = \frac{\gamma p_{\text{th}} + \gamma_{\text{CR}} p_{\text{CR}}}{p_{\text{th}} + p_{\text{CR}}}, \quad (9)$$

where we set $\gamma = 5/3$ and $\gamma_{\text{CR}} = 4/3$ for gas and CRs, respectively. For the CR diffusion tensor, \mathbf{K} , we assume a value of $10^{28} \text{ cm}^2 \text{ s}^{-1}$ parallel to the magnetic field lines and $10^{26} \text{ cm}^2 \text{ s}^{-1}$ perpendicular to the field lines (e.g., Strong, Moskalenko & Ptuskin 2007; Nava & Gabici 2013; Tabatabaei et al. 2013).

Radiative and chemical heating and cooling, \dot{u}_{chem} , are computed using a chemical network that follows the abundances of H^+ , H , H_2 , C^+ , CO and free electrons (see Glover & Clark 2012, and references therein). For this study we assume a constant CR ionisation rate ($3 \times 10^{-17} \text{ s}^{-1}$) for the chemical network. Shielding of the molecular gas is included by means of the TreeCol algorithm (Clark, Glover & Klessen 2012) and is included into FLASH as described in Walch et al. (2014) and Wünsch et al. (in prep). Photoionisation is neglected. The thermal (CR) energy injected by the SNe is included in \dot{u}_{inj} (Q_{CR}). We emphasize the difference between the instantaneous injection of CR energy in our model compared to the continuous acceleration of CRs while the SN shock travels through the ISM. For the external gravitational acceleration, \mathbf{g} , we assume a model for the stellar disk and a dark halo in the solar neighbourhood (Kuijken & Gilmore 1989) as implemented in Hill et al. (2012).

The initial setup is a stratified disk similar to the setup described in Walch et al. (2014) but with a larger simulation box size of $2 \times 2 \times \pm 20 \text{ kpc}$. For $|z| < 2.5 \text{ kpc}$ we adopt a cell size of 15.6 pc , which corresponds to an effective numerical resolution of $128 \times 128 \times 2560$ cells. For $|z| > 2.5 \text{ kpc}$ the adaptive mesh refinement can coarsen the resolution to a maximum cell size of 62.5 pc . The gas surface density of the disk is $\Sigma = 10 M_{\odot} \text{ pc}^{-2}$. Motivated by the Kennicutt-Schmidt (KS) relation (Kennicutt 1998), we explode SNe at a fixed rate of 60 Myr^{-1} assuming a stellar initial mass function with one massive star per $100 M_{\odot}$. Similar to de Avillez & Breitschwerdt (2004) or Joung & Mac Low (2006) we assign 20% of the explosions to SN type Ia and 80% to SN type II with scale heights of 325 pc and 50 pc , respectively (Miller & Scalo 1979; Heiles 1987; Tammann, Loeffler & Schroeder 1994). However, estimates of the displacement of run-away OB stars suggests that the effective scale height of type II SNe might be larger (Li et al. 2015). Among the type II SNe, 3/5 explode in a clustered environment (for details see Girichidis et al. 2015). New clusters are created if the current SN does not fit the explosion rate of one of the existing active clusters.

We separately vary the thermal energy injection per SN, $E_{\text{th}} = f_{\text{th}} E_{\text{SN}}$, and the CR energy injection, $E_{\text{CR}} = f_{\text{CR}} E_{\text{SN}}$, with $E_{\text{SN}} = 10^{51} \text{ erg}$. We discuss three different simulations: purely thermal SNe ($f_{\text{th}} = 1.0, f_{\text{CR}} = 0.0$, TH1-CR0), purely CR SNe ($f_{\text{th}} = 0.0, f_{\text{CR}} = 0.1$, TH0-CR1), and the physically most realistic setup with both energy injections ($f_{\text{th}} = 1.0, f_{\text{CR}} = 0.1$, TH1-CR1).

3. MORPHOLOGICAL EVOLUTION

In all simulations the SNe induce the formation of filaments, clumps and voids. However, in run TH1-CR0 the density contrasts are larger. The presence of CRs leads

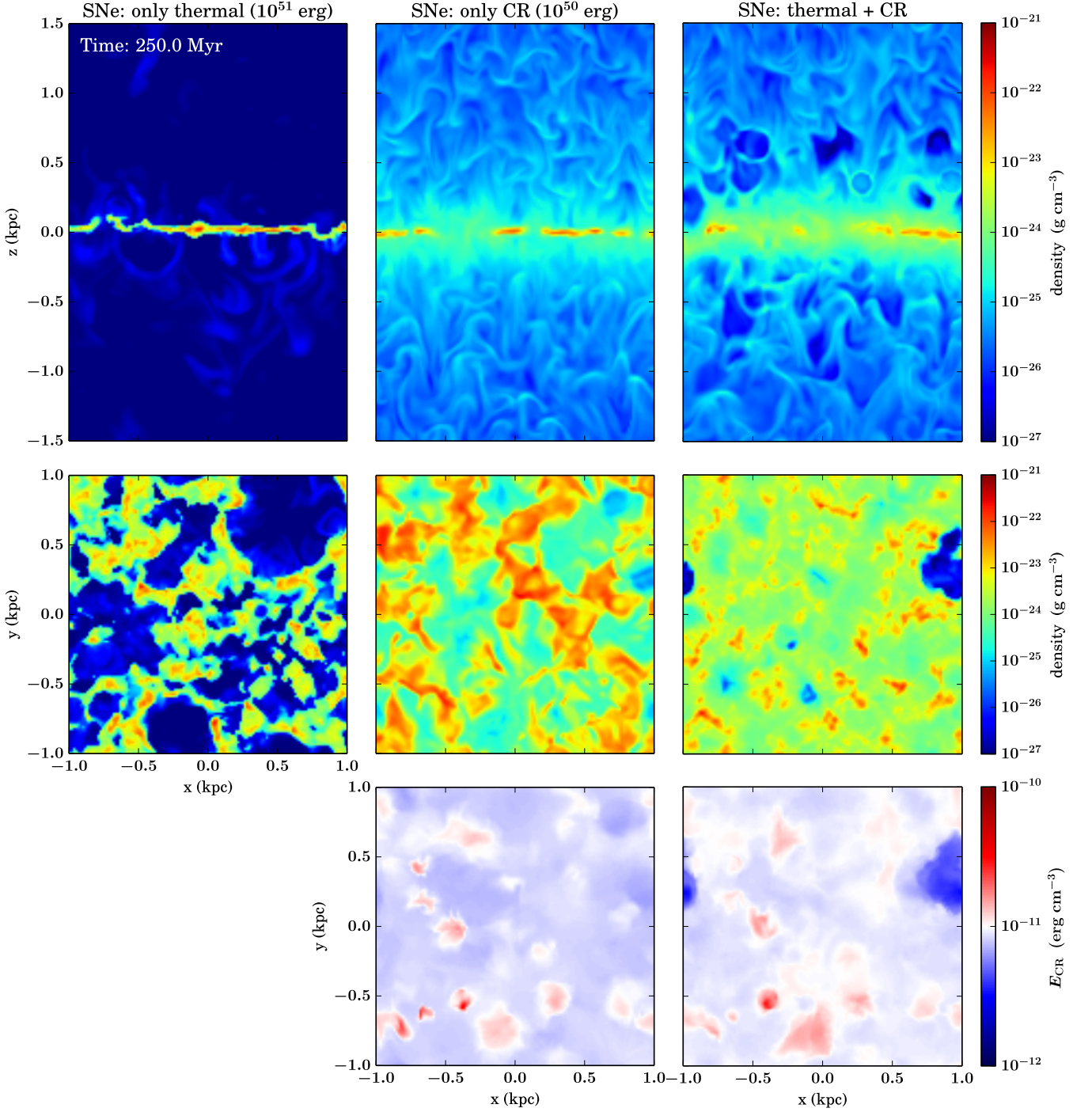


FIG. 1.— Structure of the disk after 250 Myr of evolution. The left panel shows the run without CRs, the middle panel the run with purely CR feedback and the right panel the simulation with both feedback energies. In the top and middle row we plot the density edge-on and face-on in cuts through the centre of the box. The bottom row depicts the CR energy density in the midplane. The disk in the run including CRs is significantly thicker compared to the purely thermal run. The thermal energy input of the SNe is primarily important in the denser part of the disk. CRs show their main impact in generating an extended atmosphere. The CR energy density is smooth in the midplane. Local variations are due to recent SNe and the resulting CR injection. Those variations disappear after less than a Myr due to diffusion.

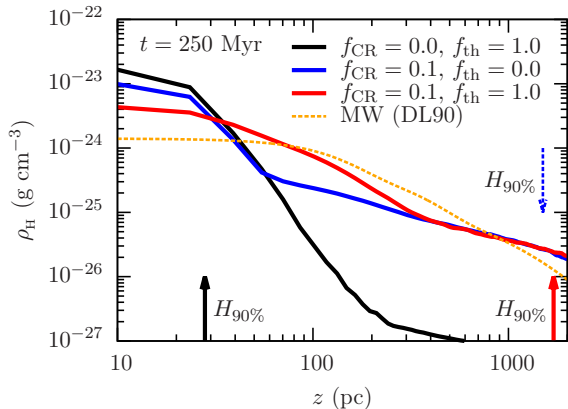


FIG. 2.— Vertical profiles of the total gas density for all simulations. The arrows indicate the height of 90% enclosed mass. A fit to the observed density profile of the solar neighbourhood (Dickey & Lockman 1990) are shown in yellow. Thermal energy injection alone leads to a compact atomic gas distribution. Including CR feedback results in very extended distributions, which are much closer to the observed extent of the gas. The profiles indicate that CRs have their main impact at larger altitudes.

to a smoother morphological appearance. An overview of the disk structure after 250 Myr is depicted in Fig. 1 with cuts through the centre of the box for the density edge-on (top) and face-on (middle) and the CR energy density (bottom). From left to right we present TH1-CR0, TH0-CR1 and TH1-CR1. Both runs with CRs quickly push gas away from the midplane and form an extended atmosphere, whereas in the simulation with only thermal SN feedback the disk remains compact without a noticeable extended layer of gas above the disk. The CR energy density shows relatively small variations of only about one order of magnitude. High CR energy peaks correspond to recent SNe and disappear after a few 10 – 100 kyr due to diffusion.

In Fig. 2 we show the vertical profile of the density for all simulations at $t = 250$ Myr. The arrows indicate the heights of 90% enclosed mass. The inclusion of CRs increases $H_{90\%}$ from ~ 30 pc to ~ 1500 pc with similar values for both runs including CRs. The additional thermal energy injection from SNe in run TH1-CR1 changes the profile up to a height of ~ 300 pc. At larger altitudes the profiles for TH0-CR1 and TH1-CR1 are basically indistinguishable. For comparison we include the vertical density profile of the MW (Dickey & Lockman 1990) showing reasonable agreement with both CR runs.

The time evolution of the disk thickness is shown in Fig. 3 including 70% (solid line) and 90% (dashed line) of enclosed mass. Run TH1-CR0 shows little variation of the disk over the entire simulation time. For the other runs, the CR energy density can push a significant fraction of the gas to heights of up to ~ 400 pc in the beginning of the simulation before the initially ordered magnetic field becomes tangled. Opening magnetic field lines enable the reduction of CR pressure through the escape of excessive CR gas initially trapped in the horizontal magnetic field. The bulk of the disk thickens slowly over time ($H_{70\%}$), whereas the envelope expands quickly ($H_{90\%}$).

4. OUTFLOWS

The properties of the outflows are plotted in Fig. 4, with the total outflow rate (top), the ratio of atomic to ionized hydrogen (middle), and the temperature (bot-

tom), averaged at ± 1 kpc. Included is all the gas with velocities pointing away from the midplane. All simulations drive outflows at a roughly constant rate after ~ 50 Myr. Run TH1-CR0 reaches a mass loading factor, $\eta = \dot{M}/\text{SFR} \sim 0.1 - 0.2$ at 1 kpc above the midplane. Including CRs increases the mass loading factors to order unity. This indicates that in our setups the main driver for outflows is CRs rather than the thermal contribution from the SNe. The chemical composition, however, is affected by the thermal contribution. The outflowing gas in the simulation with purely thermal SN feedback is very hot (10^7 K, bottom panel of Fig. 4) and composed entirely of ionized hydrogen H^+ (not visible). In the other two cases with CRs the outflowing gas is warm ($\sim 10^4$ K) and mainly composed of atomic hydrogen with $\dot{M}_{\text{H}}/\dot{M}_{\text{H}^+} \sim 5 - 10$. The inclusion of photoionization feedback is likely to decrease this value, but will not significantly alter the temperature of the outflowing gas. As soon as the cosmic ray pressure gradient has built up, significant fractions of neutral and warm gas can be accelerated away from the disk midplane (see e.g. Salem & Bryan 2014).

The connection between density and outflow velocity is depicted in Fig. 5. For TH1-CR0 (top panel) the SNe explode partially in regions of very low density, can thus expand to large radii, and push gas out of the midplane at very high velocities of up to $\sim 500 \text{ km s}^{-1}$ at very low densities below $\rho \sim 10^{-26} \text{ g cm}^{-3}$. If CRs are included gas is slowly transported away from the dense regions in the midplane to form an extended atmosphere, whose flow of gas becomes perceptibly denser and overall slower compared to TH1-CR0. At the low heights investigated here the gas does not reach escape velocity. Again, this is because the CRs quickly diffuse throughout the volume and build up a stable, slowly varying energy (pressure) gradient along the z -direction that slowly but continuously accelerates the gas, in contrast to the short-lived locally acting thermal energy input. This underlines the fundamental difference of galactic winds driven by SNe and CRs. The comparison between TH0-CR1 (middle) and the combined energy input (TH1-CR1) shows only little impact on the bulk density of the outflow ($\rho \sim 10^{-26} - 10^{-24} \text{ g cm}^{-3}$). The contribution of the thermal component in the SN driving increases the peak velocities slightly from $\sim 50 \text{ km s}^{-1}$ to $\sim 100 \text{ km s}^{-1}$. However, the dense atmosphere around the midplane, in which the SNe explode reduces their net impact on the velocities compared to TH1-CR0 (see also Girichidis et al. 2015).

5. DISCUSSION

We find that CR are able to perceptibly increase the thickness of the disk and launch and sustain strong outflows with mass loading factors of order unity. For the simulations presented here, the CR driven winds are slower ($50 - 100 \text{ km s}^{-1}$) and denser than the (pure thermally) SN-driven winds. This is qualitatively consistent with the results by Booth et al. (2013). However, they find mass loading factors above unity ($1 - 10$) only in dwarf galaxy environments (their SMC simulation), rather than in MW environments. Salem & Bryan (2014) report mass loading factors below unity for their fiducial model with a total CR fraction per SN of 30% rather

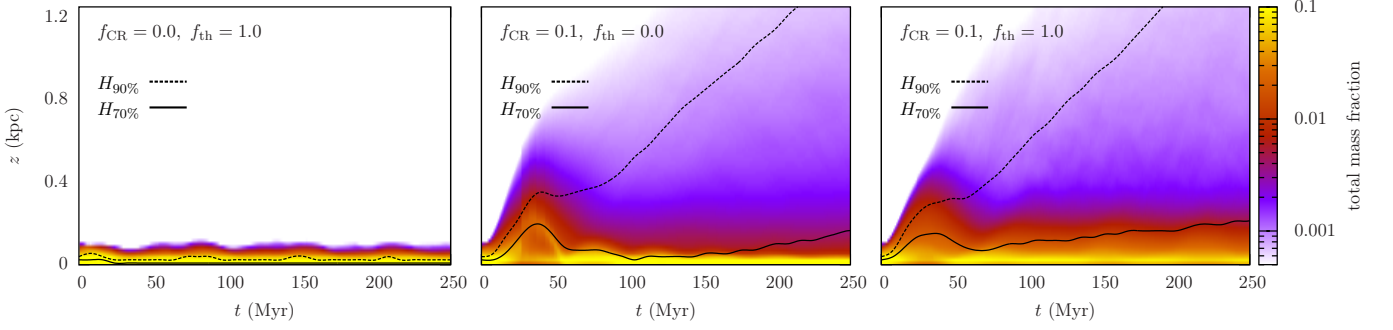


FIG. 3.— Time evolution of the vertical gas distribution. Colour coded is the total gas fraction. Overplotted are the heights of 90% ($H_{90\%}$, dashed line) 70% ($H_{70\%}$, solid line) enclosed total mass. In the purely thermal run (left) the disk does not show variations over time. Including CRs leads to a slow expansion of bulk of the disk ($H_{70\%}$) and a fast expansion of the envelope ($H_{90\%}$).

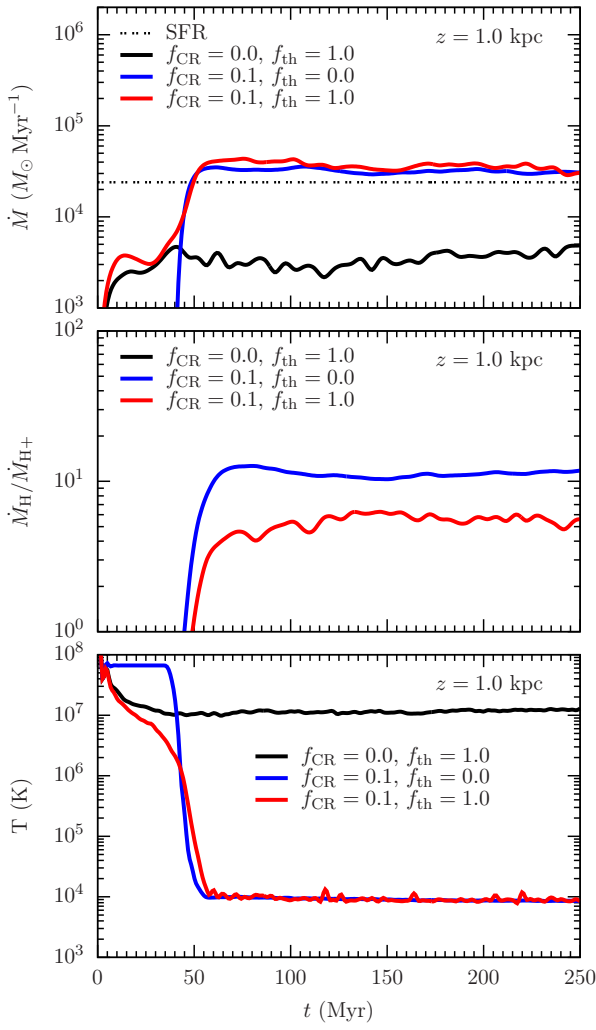


FIG. 4.— Outflow rate (top), the ratio of atomic to ionized hydrogen (middle) and the temperature (bottom) at $z = \pm 1$ kpc. All simulations show outflows. The purely thermal SNe have outflow rates lower than the star formation rate. Including CRs the mass loading factor increases to unity. The outflows driven by purely thermal SNe are hot ($\sim 10^7$ K) and consist of ionized hydrogen. The CR-driven counterparts are colder (10^4 K) and mainly composed of atomic hydrogen.

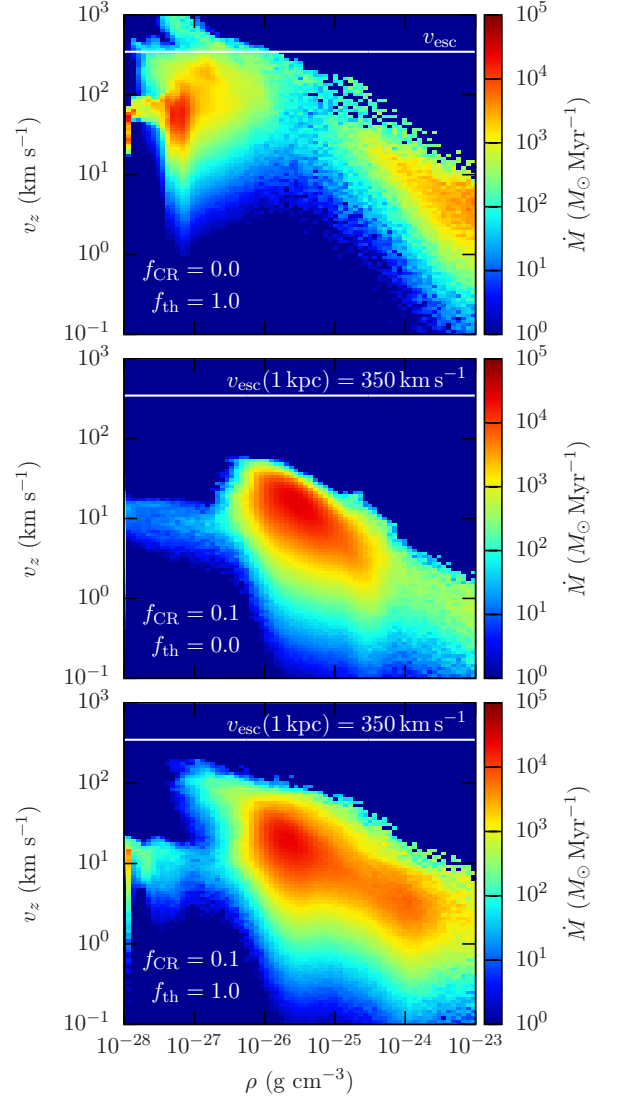


FIG. 5.— Histograms of the outflows ($v_z z > 0$) as a function of density and velocity. Purely thermal SN feedback (top) leads to fast low density outflows. Including CRs (middle and bottom) the transported gas is two orders of magnitude denser and a factor of a few slower with broader distributions

than our 10%. The simulations of Hanasz et al. (2013) also show mass loading factors above unity but for massive galactic disks with high SN rates. We note however, that an important parameter of the model is the exact value of the assumed CR diffusion coefficient. Its value controls both the terminal wind speed and mass loss rate (Dorfi & Breitschwerdt 2012). For small values of K mass loss rates are higher at lower speeds, whereas large diffusion coefficients result in lower mass-loading factors but higher velocities.

Previous models of stratified disks have shown that magnetic fields help to increase the thickness of the disk (Hill et al. 2012), but that they alone are not strong enough to reach observed scale heights. The combined MHD-CR simulation presented here seem a promising solution of this problem.

We also note that the impact of purely thermal SNe strongly depends on the positioning of the SNe and therefore might be resolution dependent. As we place the clusters in the density peaks, where they have a weaker net impact (Gatto et al. 2015; Walch et al. 2014; Girichidis et al. 2015), the outflow dynamics, and in particular the rates in the purely thermal run, TH1-CR0, might thus be lower limits. However, we find that the inclusion of CRs results in outflows that are compatible with the observations. This suggests that CR will always play an important role in the matter cycle of galaxies.

6. CONCLUSIONS

We present the first ISM simulations that dynamically couple CRs with the chemo-dynamical evolution of the magnetized ISM. The CRs are included in an advection-diffusion approach with an anisotropic diffusion tensor. We follow the formation of density structures, the vertical distribution of gas in a galactic disk and the launching of outflows in three different runs varying the SN feedback between purely thermal, purely CR and combined thermal and CR feedback. Our conclusions can be summarized as follows:

- Including CRs thickens the galactic disk. The height of 90% enclosed total mass is found to be ~ 1.5 kpc in the case of 10% CR energy injection per SN after 250 Myr and to increase continuously. Comparison with the vertical density distribution in the Milky Way indicates good agreement.
- We find that CRs quickly lead to the formation of a warm and neutral galactic atmosphere pro-

viding a mass reservoir for galactic winds and outflows. Whereas the thermal contribution of the SNe mainly shapes the disk close to the midplane, the additional CR energy shows the strongest impact above the disk and in the halo.

- All simulations drive gas out of the midplane with little variation over time. For purely thermal SN feedback the outflows are hot and composed of mainly ionized hydrogen with rates below the star formation rate. They are fast (up to \sim a few 100 km s^{-1}) with low densities ($\rho \lesssim 10^{-27} \text{ g cm}^{-3}$). CRs alone can drive outflows with mass loading factors of order unity, which are warm (10^4 K) and mainly composed of atomic hydrogen. They are a factor of a few slower ($\sim 10 - 50 \text{ km s}^{-1}$) and 1 – 2 orders of magnitude denser ($\rho \sim 10^{-26} - 10^{-25} \text{ g cm}^{-3}$) compare to their thermally driven counterparts.

ACKNOWLEDGEMENTS

We thank the YT community for the YT package (Turk et al. 2011), which we use to plot and analyse most of the data. P.G., S.W., T.N., T.P., A.G., S.C.O.G., R.S.K., and C.B. acknowledge support from the DFG Priority Program 1573 *Physics of the Interstellar Medium*. S.W. acknowledges the support of the Bonn-Cologne Graduate School, which is funded through the Excellence Initiative. T.N. acknowledges support from the DFG cluster of excellence *Origin and Structure of the Universe*. R.W. acknowledges support by the Czech Science Foundation grant 209/12/1795 and by the project RVO:67985815 of the Academy of Sciences of the Czech Republic. R.S.K., S.C.O.G., and C.B. thank the DFG for funding via the SFB 881 The Milky Way System (sub-projects B1, B2, and B8). R.S.K. furthermore acknowledges support from the European Research Council under the European Community's Seventh Framework Programme (FP7/2007-2013) via the ERC Advanced Grant STARLIGHT (project number 339177). M.-M. M. L. was partly supported by NSF grant AST11-09395 and the Alexander von Humboldt Foundation. M.H. acknowledges support from Polish NCN grant N203 511038. The authors thank the Max-Planck Computing and Data Facility (MPCDF) for computing time and data storage. The software used in this work was developed in part by the DOE NNSA ASC- and DOE Office of Science ASCR-supported Flash Center for Computational Science at the University of Chicago.

REFERENCES

- Booth C. M., Agertz O., Kravtsov A. V., Gnedin N. Y., 2013, *ApJ*, 777, L16
- Bouchut F., Klingenberg C., Waagan K., 2010, *Numer. Math.*, 115, 647
- Breitschwerdt D., McKenzie J. F., Voelk H. J., 1993, *A&A*, 269, 54
- Clark P. C., Glover S. C. O., Klessen R. S., 2012, *MNRAS*, 420, 745
- Cox D. P., 2005, *ARA&A*, 43, 337
- de Avillez M. A., Breitschwerdt D., 2004, *A&A*, 425, 899
- de Avillez M. A., Breitschwerdt D., 2005, *A&A*, 436, 585
- Dickey J. M., Lockman F. J., 1990, *ARA&A*, 28, 215
- Dorfi E. A., Breitschwerdt D., 2012, *A&A*, 540, A77
- Draine B. T., 2011, *Physics of the Interstellar and Intergalactic Medium*
- Dubey A. et al., 2013, in *SE-CSE 2013: The 2013 International Workshop on Software Engineering for Computational Science and Engineering*, pp. 1–8
- Dubey A. et al., 2008, in *Numerical Modeling of Space Plasma Flows: Astronom 2007*, Vol. 385, p. 145
- Everett J. E., Zweibel E. G., Benjamin R. A., McCammon D., Rocks L., Gallagher, III J. S., 2008, *ApJ*, 674, 258
- Fryxell B. et al., 2000, *ApJS*, 131, 273
- Gatto A. et al., 2015, *MNRAS*, 449, 1057
- Girichidis P., Naab T., Walch S., Hanasz M., 2014, *ArXiv e-prints* 1406.4861
- Girichidis P. et al., 2015, *ArXiv e-prints*

- Glover S. C. O., Clark P. C., 2012, MNRAS, 421, 116
- Hanasz M., Lesch H., Naab T., Gawryszczak A., Kowalik K., Wółtański D., 2013, ApJ, 777, L38
- Heiles C., 1987, ApJ, 315, 555
- Henley D. B., Shelton R. L., Kwak K., Joung M. R., Mac Low M.-M., 2010, ApJ, 723, 935
- Hill A. S., Joung M. R., Mac Low M.-M., Benjamin R. A., Haffner L. M., Klingenberg C., Waagan K., 2012, ApJ, 750, 104
- Joung M. K. R., Mac Low M.-M., 2006, ApJ, 653, 1266
- Kennicutt, Jr. R. C., 1998, ApJ, 498, 541
- Kim C.-G., Ostriker E. C., Kim W.-T., 2013, ApJ, 776, 1
- Kuijken K., Gilmore G., 1989, MNRAS, 239, 605
- Li M., Ostriker J. P., Cen R., Bryan G. L., Naab T., 2015, ArXiv e-prints
- Miller G. E., Scalo J. M., 1979, ApJS, 41, 513
- Nava L., Gabici S., 2013, MNRAS, 429, 1643
- Newman S. F. et al., 2012, ApJ, 761, 43
- Oppenheimer B. D., Davé R., 2006, MNRAS, 373, 1265
- Rubin K. H. R., Prochaska J. X., Koo D. C., Phillips A. C., Martin C. L., Winstrom L. O., 2014, ApJ, 794, 156
- Salem M., Bryan G. L., 2014, MNRAS, 437, 3312
- Steidel C. C., Erb D. K., Shapley A. E., Pettini M., Reddy N., Bogosavljević M., Rudie G. C., Rakic O., 2010, ApJ, 717, 289
- Strong A. W., Moskalenko I. V., Ptuskin V. S., 2007, Annual Review of Nuclear and Particle Science, 57, 285
- Tabatabaei F. S. et al., 2013, A&A, 552, A19
- Tammann G. A., Loeffler W., Schroeder A., 1994, ApJS, 92, 487
- Turk M. J., Smith B. D., Oishi J. S., Skory S., Skillman S. W., Abel T., Norman M. L., 2011, ApJS, 192, 9
- Übler H., Naab T., Oser L., Aumer M., Sales L. V., White S. D. M., 2014, MNRAS, 443, 2092
- Veilleux S., Cecil G., Bland-Hawthorn J., 2005, ARA&A, 43, 769
- Waagan K., 2009, Journal of Computational Physics, 228, 8609
- Walch S., Wünsch R., Burkert A., Glover S., Whitworth A., 2011, ApJ, 733, 47
- Walch S. K. et al., 2014, ArXiv e-prints 1412.2749
- Wood K., Hill A. S., Joung M. R., Mac Low M.-M., Benjamin R. A., Haffner L. M., Reynolds R. J., Madsen G. J., 2010, ApJ, 721, 1397
- Yang H.-Y. K., Ruszkowski M., Ricker P. M., Zweibel E., Lee D., 2012, ApJ, 761, 185
- Zweibel E. G., 2013, Physics of Plasmas, 20, 055501