

The Halo Boltzmann Equation

**Matteo Biagetti,^a Vincent Desjacques,^a Alex Kehagias,^{a,b}
Davide Racco,^a Antonio Riotto^a**

^aDépartement de Physique Théorique and Center for Astroparticle Physics,
Université de Genève, 24 quai Ansermet, CH-1211 Genève 4, Switzerland

^bPhysics Division, National Technical University of Athens, 15780 Zografou Campus, Athens,
Greece

E-mail: matteo.biagetti@unige.ch, vincent.desjacques@unige.ch,
kehagias@central.ntua.gr, davide.racco@unige.ch, antonio.riotto@unige.ch

Abstract. Dark matter halos are the building blocks of the universe as they host galaxies and clusters. The knowledge of the clustering properties of halos is therefore essential for the understanding of the galaxy statistical properties. We derive an effective halo Boltzmann equation which can be used to describe the halo clustering statistics. In particular, we show how the halo Boltzmann equation encodes a statistically biased gravitational force which generates a bias in the peculiar velocities of virialized halos with respect to the underlying dark matter, as recently observed in N-body simulations.

Contents

1	Introduction	1
2	From the Klimontovich-Dupree equation to the Boltzmann equation	3
3	Halos as extrema of the smoothed density field	5
4	The halo Boltzmann equation: the left-hand side	6
4.1	Renormalization at the linear order	8
4.2	Renormalization at higher order with the path integral technique	10
4.3	Non-renormalization of the DM Boltzmann equation	12
5	The halo Boltzmann equation: the right-hand side	12
6	Discussion and conclusion	15
A	Conditional probabilities	17
B	Cumulants at second-order	20
C	The peak force	22

1 Introduction

Over the last decade, we have accumulated a good deal of observational evidence that the large scale structure (LSS) originated from seed fluctuations in the very early universe, which grew via gravitational instability at later times. In this picture, galaxies form within Dark Matter (DM) halos [1], and the goal of the theory of bias [2] is to relate observable properties of tracers such as the density contrast of galaxies to the underlying matter distribution and, ultimately, to the initial conditions.

DM halos are, to a large extent, the building blocks of what we observe. Knowing how DM halos form and evolve under the action of gravity is crucial to understand the environment that harbors galaxies and clusters. Understanding the clustering properties of halos represents, therefore, a key ingredient towards an accurate description of galaxy clustering statistics.

The aim of this paper is to write down an Effective Boltzmann Equation (EBE) for the single phase space density of halo centers, which can be used to derive *ensemble average* halo clustering statistics. Therefore, this must be an effective description, in which the halo distribution should be thought of as being the mean-field distribution associated with a given realization of the DM distribution. This is the correct interpretation of the halo overabundance defined through a perturbative bias expansion so long as the surveyed volume remains finite, as is the case of real or simulated data [3, 4].

Since the halo Boltzmann equation will describe the dynamics of the halo mean-field, one should expect to recover exactly the Boltzmann equation for DM only if the halo centers are statistically unbiased relative to the coarse-grained DM density field. This is assumed to be true in the coupled-fluids approximation for the coevolution of DM and halos, which

is largely used to compute the time evolution of bias by following the evolution over cosmic time and in Eulerian space of the halo progenitors - the so-called proto-halos - until their virialization [5–8]. In this framework, the momentum equations for halos and DM do not differ at all. However, this approximation is not valid in general, as one should expect that the force acting on large scale structure tracers is indeed biased relative to the force acting on a random field point. In other words, the sampling bias induced by the tracers propagates into their dynamical evolution.

Therefore, the EBE for halos will be different from that of DM. This point should not be underestimated: the DM Boltzmann equation is the starting point of any analytical approach to the description of the LSS (see e.g. [9]). Here we advocate that, since the ultimate goal is the understanding of the statistical properties of what we observe (that is galaxies), one ought to adopt the EBE discussed below as the starting point for halo centers.

This is not the only reason for pursuing this project, though. LSS probes such as peculiar velocities or redshift space distortions can be used to test the law of gravity through a measurement of peculiar velocities, i.e. deviations from pure Hubble flow [10, 11]. However, peculiar velocities are effectively measured at the position of halo centers. Therefore, even if the latter locally flow with the DM, velocity statistics may be biased if the halo peculiar velocities do not provide a fair sample of the matter flows (for recent discussions see Refs. [12–17]). Thus far, measurements of the halo velocity power spectrum appear consistent with little or no statistical velocity bias [13, 18]. However, [12, 19] reached somewhat different conclusions. Furthermore, the effect must vanish in the limit $k \rightarrow 0$ so that, at low redshift, scale-dependent nonlinearities complicate the interpretation of the results.

Peak theory predicts the existence of such a statistical effect which, in linear theory, manifests itself as a reduced halo velocity dispersion [20] together with a k -dependent velocity bias in the usual Kaiser formula [21] and in the time evolution of the linear peak bias [3]. The authors of Ref. [19] have recently detected through N-body simulations a large scale halo velocity bias $b_v(k)$

$$b_v(k) = (1 - R_v^2 k^2), \quad (1.1)$$

which appears to remain constant throughout time until virialization. Here, R_v is the typical scale of the halo velocity bias

$$R_v^2 = \frac{\sigma_0^2}{\sigma_1^2}, \quad \sigma_j^2 = \int \frac{d^3k}{(2\pi)^3} k^{2j} P(k) \tilde{W}^2(kR), \quad (1.2)$$

$P(k)$ is the DM power spectrum and $\tilde{W}(x)$ is a spherically symmetric, time-independent kernel with filtering scale R equal to the Lagrangian halo radius. This result confirms that, *when the purpose is to compute statistical quantities such as power spectra, etc*, the coupled-fluid approximation requires a modification of the momentum conservation equation for halos [19] as the force felt by the halos is biased relative to the force acting on a random DM particle.

The EBE provides a way of describing the evolution equation for biased tracers. As first suggested in Ref. [22], it encodes the statistical velocity bias which originates from the fluctuations around the ensemble average of the gravitational force acting on the halo and it predicts the right value (1.1) observed at the linear level. Therefore, the EBE explains at more fundamental level why and how one needs to modify the momentum fluid equation for the coupled-fluids of halos and DM, as suggested by Ref. [19]. In addition, it allows us to compute the halo velocity bias at higher orders and to derive additional stochastic components that

describe in a *mean-field* way (i.e. at the statistical level) how biasing influence the dynamics of halo centers.

The paper is organised as follows: in Sec. §2, we motivate our approach and introduce the various averaging we perform throughout the calculation. In Sec. §4 we perform a detailed computation of the left-hand side of the EBE adopting a general method based on the path integral approach for computing conditional averages. Section §5 is devoted to a similar discussion regarding the right-hand side of the EBE. We then conclude with some final remarks in Sec. §6.

2 From the Klimontovich-Dupree equation to the Boltzmann equation

Let us first explain in more details what we mean by halo “mean-field”. In a local bias approximation (e.g. [23]), one can express density fluctuations in the halo mean-field as the series expansion

$$\delta_{\text{h}}(\vec{r}, t) = b_1 \delta_R(\vec{r}, t) + \frac{1}{2} b_2 (\delta_R^2(\vec{r}, t) - \sigma_0^2(t)) + \dots \quad (2.1)$$

where the filtering scale R is proportional to the halo mass [21], the bias parameters b_1 , b_2 etc. are *ensemble average* whereas $\delta_R(\vec{r}, t)$ is *one* particular realisation of density fluctuations in the large scale structure at cosmic time t . The filtering reflects the fact that we are not interested in the internal structure of the halos, only in their center-of-mass position and kinematics. From the knowledge of this halo mean-field, we can compute halo clustering statistics, such as the halo 2-point correlation, as

$$\xi_{\text{h}}(\vec{x}_1 - \vec{x}_2, t) = b_1^2 \langle \delta_R(\vec{x}_1, t) \delta_R(\vec{x}_2, t) \rangle + \dots \quad (2.2)$$

where $\langle \dots \rangle$ is an average over realisations of the large scale structure.

Our goal is to write down an EBE for the single particle phase space density f_{h} of halo centers, such that its zeroth moment yields $\delta_{\text{h}}(\vec{r}, t)$. This EBE must be different from the Boltzmann equation of DM: the latter is recovered only if the halos are statistically unbiased relative to the coarse-grained DM density field (which they are not). Our starting point is the Klimontovich density [24]

$$f_{\text{K}}(\vec{r}, \vec{v}, t) = \sum_i \delta_{\text{D}}[\vec{r} - \vec{r}_i(t)] \delta_{\text{D}}[\vec{v} - \vec{v}_i(t)], \quad (2.3)$$

which is the single particle phase space density for DM. We have assumed that all the elementary DM particles have equal mass m , and we normalize our units so that $m = 1$.

The corresponding equation of motion for such a phase space density is the Klimontovich-Dupree equation

$$\frac{\partial f_{\text{K}}}{\partial t} + \vec{v} \cdot \frac{\partial f_{\text{K}}}{\partial \vec{r}} - \vec{\nabla} \Phi_{\text{K}} \cdot \frac{\partial f_{\text{K}}}{\partial \vec{v}} = 0, \quad (2.4)$$

where

$$\vec{\nabla} \Phi_{\text{K}}(\vec{r}, t) = G_{\text{N}} \int d^3 r' d^3 v' f_{\text{K}}(\vec{r}', \vec{v}', t) \frac{(\vec{r} - \vec{r}')}{|\vec{r} - \vec{r}'|^3} \quad (2.5)$$

is the corresponding gravitational force. At this stage we have not learned much, as the Klimontovich density encodes the trajectories of all the particles in the system, which is much more information than we can handle and want to keep track of (in particular, we are not interested in the internal properties of virialized structures). Moreover, eq. (2.4) describes

one particular realization of a universe, which may not resemble our own Universe. Therefore, we go one step further and average over realizations of universes that have the same large-scale structure (i.e. similar coarse-grained properties). In this way we can construct macrostates by averaging over a statistical ensemble of microstates with similar phase space density in (small) volumes containing a sufficient amount of particles.

Let us explain in more detail how this ensemble average is performed with the help of fig. 1.

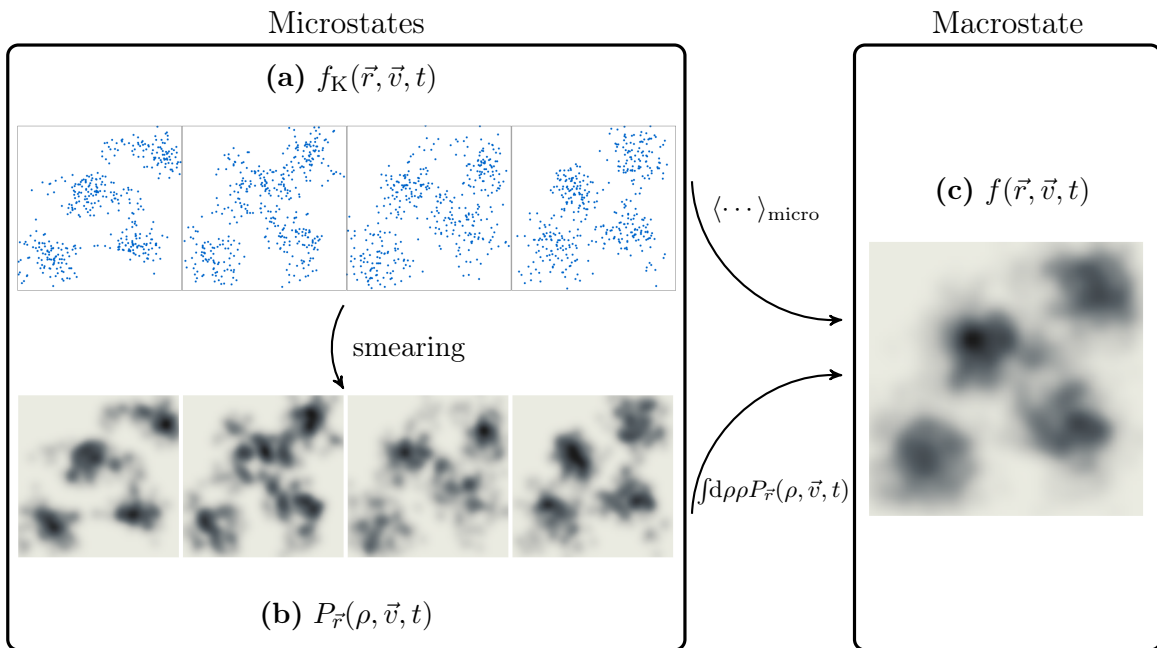


Figure 1. A pictorial exemplification of the ensemble average described in the text. We consider all the configurations (*microstates*) for the distribution of DM particles that yield to indistinguishable large scale structure configurations (a given *macrostate*). **(a)** The distribution of DM particles is described in the phase space by the Klimontovich density $f_K(\vec{r}, \vec{v}, t)$. Four different realizations are shown. **(b)** After a suitable smearing (the convolution with a window function) we can describe these microstates in terms of a smooth density ρ . In any point \vec{r} , ρ can vary in a range of values among the microstates: this stochasticity is encoded in the probability distribution $P_{\vec{r}}(\rho, \vec{v}, t)$. **(c)** The macrostate is described by the phase space density $f(\vec{r}, \vec{v}, t)$, which follows from the ensemble of microstates through the ensemble average $\langle f_K(\vec{r}, \vec{v}, t) \rangle_{\text{micro}}$, or equivalently by computing the expected value of ρ with respect to the probability density $P_{\vec{r}}(\rho, \vec{v}, t)$.

The Klimontovich density describes a set of points in the phase space. Let us focus on a small box in the configuration space. In the part **(a)** of fig. 1 we show four different realizations of this box, which yield the same LSS. Their ensemble average, which we denote by $\langle \dots \rangle_{\text{micro}}$, gives the mean value $f(\vec{r}, \vec{v}, t)$:

$$\left\langle f_K(\vec{r}, \vec{v}, t) \right\rangle_{\text{micro}} = \left\langle \sum_i \delta_{\text{D}}[\vec{r} - \vec{r}_i(t)] \delta_{\text{D}}[\vec{v} - \vec{v}_i(t)] \right\rangle_{\text{micro}} = f(\vec{r}, \vec{v}, t), \quad (2.6)$$

An alternative way of understanding this average is to smear out the discrete distribution of points into a continuous density with an associated probability $P_{\vec{r}}(\rho, \vec{v}, t)$, where \vec{r} is any position inside the box, as represented in the part **(b)** of fig. 1. The range of values assumed by ρ over the ensemble defines the probability density $P_{\vec{r}}(\rho, \vec{v}, t)$ for having a velocity \vec{v} and

a density ρ in a small volume centered at position \vec{r} , provided that the LSS is the one fixed in **(c)** in fig. 1. ¹ In this case, $f(\vec{r}, \vec{v}, t)$ is given by the mean value of ρ with respect to the probability distribution $P_{\vec{r}}(\rho, \vec{v}, t)$:

$$f(\vec{r}, \vec{v}, t) = \int_0^\infty d\rho \rho P_{\vec{r}}(\rho, \vec{v}, t) = \int_0^\infty d\rho \rho P_{\vec{r}}(\rho|\vec{v}, t) P_{\vec{r}}(\vec{v}, t) = \langle \rho|\vec{v} \rangle P_{\vec{r}}(\vec{v}, t). \quad (2.7)$$

We will drop the subscript \vec{r} here and henceforth, as it is clear that $P(\rho, \vec{v}, t)$ is defined at a given spatial location.

The distribution function $f(\vec{r}, \vec{v}, t)$ that characterizes the macrostates defines, upon taking moments of the velocity \vec{v} , the overdensity field, the bulk velocity, etc. of a given macrostate. For instance, the matter overdensity field $\delta(\vec{r}, t)$ is the zeroth moment

$$\bar{\rho}(1 + \delta(\vec{r}, t)) = \int d^3v f(\vec{r}, \vec{v}, t). \quad (2.8)$$

This distribution function satisfies the equation

$$\frac{\partial f}{\partial t} + \vec{v} \cdot \frac{\partial f}{\partial \vec{r}} - \vec{\nabla} \Phi \cdot \frac{\partial f}{\partial \vec{v}} = \vec{\nabla}_{\vec{v}} \cdot \vec{F}, \quad (2.9)$$

where

$$\vec{\nabla} \Phi = G_N \int d^3r' d^3v' f(\vec{r}', \vec{v}', t) \frac{(\vec{r} - \vec{r}')}{|\vec{r} - \vec{r}'|^3} \quad (2.10)$$

and

$$\begin{aligned} \vec{F}(\vec{r}, \vec{v}, t) &= \text{Cov} \left[\vec{\nabla} \Phi_K(\vec{r}, t), f_K(\vec{r}, \vec{v}, t) \right]_{\text{micro}} \\ &= G_N \int d^3r' d^3v' \frac{(\vec{r} - \vec{r}')}{|\vec{r} - \vec{r}'|^3} f_{2c}(\vec{r}, \vec{v}, \vec{r}', \vec{v}', t), \end{aligned} \quad (2.11)$$

where

$$f_{2c}(\vec{r}, \vec{v}, \vec{r}', \vec{v}', t) = f_2(\vec{r}, \vec{v}, \vec{r}', \vec{v}', t) - f(\vec{r}, \vec{v}, t) f(\vec{r}', \vec{v}', t) \quad (2.12)$$

is the irreducible two-particle correlation function.

Equation (2.9) is our starting point towards a derivation of the EBE for halos, as it enables us to apply constraints involving δ etc. to define biased tracers of the large scale structure.

3 Halos as extrema of the smoothed density field

In order to write down an EBE for the halo phase space density $f_h(\vec{r}, \vec{v}, t)$, we follow the evolution over cosmic time, and in Eulerian space, of the so-called proto-halos until their virialization. The proto-halos are the progenitors of isolated DM halos, i.e. DM halos that are not contained in any larger halo. While their shape and topology change as a function of time (smaller substructures gradually merge to form the final halo), their centre of mass moves along a well-defined trajectory determined by the surrounding mass density field. Hence, unlike virialized halos that experience merging, by construction proto-halos always preserve

¹Note that this smearing should not be confused with the filtering procedure introduced in section 4. The latter defines a UV cutoff in momentum space denoted by Λ , while the former represents an average over microstates in small, real space volumes of size ℓ , with the requirement that $\ell \ll 1/\Lambda$.

their identity. Their total number is, therefore, conserved over time, such that we can write a continuity and Euler equation for their number density and velocity, respectively.

We will consider a specific model for the halo biasing in order to derive explicit expressions for the amplitude and scale-dependence of the effective corrections to the halo EBE. Namely, we will hereafter designate by halos (or peaks) those clustered objects that are located at the points where $\vec{\nabla}\delta_R(\vec{r}) = \vec{0}$ and where the smoothed density contrast satisfies $\delta_R(\vec{r}) = \nu\sigma_0$ (we will occasionally write $\delta_{\text{pk}} \equiv \nu\sigma_0$). The subscript R represents quantities that have been smoothed on the (comoving) size R of a halo. For instance,

$$\delta_R(\vec{r}, t) = \int d^3r' \delta(\vec{r}', t) W\left(\frac{1}{R}|\vec{r} - \vec{r}'|\right), \quad (3.1)$$

where $W(x)$ a spherically symmetric smoothing kernel. Moreover, ν is the peak height and $\sigma_0 \equiv \sigma_0(t)$ is the variance of the DM field at time t in a given region of size R . In general, the spectral moments of the smoothed fields are given by

$$\sigma_j^2 = \int \frac{d^3k}{(2\pi)^3} k^{2j} P(k) \tilde{W}^2(kR), \quad (3.2)$$

where $\tilde{W}(x)$ is the Fourier transform of $W(x)$, $P(k) = \langle |\delta(\vec{k}, t)|^2 \rangle_{\text{macro}}$ is the matter power spectrum, the ensemble average is over the macrostates and the time dependence is implicit. We will occasionally refer to those conditions as the *peak constraint*, although we enforce the extremum condition solely. However, notice that, in the high peak limit $\nu \gg 1$, nearly all extrema are maxima of δ_R .

Last but not least importantly, the filtering of the density field reflects the fact that halos are extended objects. In our model, we will take this into account upon assuming that halo centers feel a force which is a smoothed version of the force acting on dark matter particles.

4 The halo Boltzmann equation: the left-hand side

Our goal is to specialize the Boltzmann equation (2.9) from the DM phase space density to the peak phase space density so as to describe the evolution of halos. For this purpose, $f_{\text{pk}}(\vec{r}, \vec{v}, t)$ will designate the peak phase space density – i.e. the number density of peaks of velocity \vec{v} at the position \vec{r} and time t – such that its zeroth moment corresponds to the halo mean-field $\delta_{\text{h}}(\vec{r}, t)$. The density f_{pk} can be written in terms of conditioned probabilities, as we will show in eq. (5.2) of section 5. The peak constraint in \vec{r} also affects the computation of the force on the right-hand side of Boltzmann equation, introducing conditioned probabilities. As we will discuss in section 5, this side of the Boltzmann equation eventually vanishes.

Let us focus now on the left-hand side of (2.9). There, the following operator appears:

$$\vec{\nabla}\Phi(\vec{r}, t) \cdot \partial_{\vec{v}}f(\vec{r}, \vec{v}, t), \quad (4.1)$$

which is the product of two operators evaluated at the same point, that is, a *composite operator*. It is well-known that, owing to the local product of fields making up the composite operator, new ultraviolet divergences ² appear and depend on the ultraviolet cut-off $\Lambda \sim$

²In the picture in which Λ represents the smoothing scale at which the peak is defined, Λ never truly diverges in CDM cosmologies since it is a physical scale. However, in the formalism we introduce here we wish to appeal to the reader's intuition of the QFT renormalisation scheme. Within this context, our terminology is similar to [25].

$\mathcal{O}(1/R)$. The appearance of these divergences requires the introduction of new counterterms. The physical reason why the term (4.1) changes in the equation for halos is that the force felt by peaks will be *statistically* biased with respect to the DM case. The technical way by which we can reconstruct the form of $\vec{\nabla}\Phi \cdot \partial_{\vec{v}}f$ for the halo Boltzmann equation is through renormalization.

Renormalized operators can be defined and generically expressed as linear combinations of all the bare operators of equal or lower canonical dimensionality (see, for instance, [26])

$$[\mathcal{O}_i(\vec{r}, t)] = \sum_j Z_{ij}(\Lambda) \mathcal{O}_j(\vec{r}, t). \quad (4.2)$$

Therefore, any composite operator can be expressed as a sum of operators allowed by the symmetries of the problem at hand. The renormalized operator $[\vec{\nabla}\Phi \cdot \partial_{\vec{v}}f]$ being a scalar field, it can mix with all the operators allowed by the extended Galilean symmetry [27] and must remain a function of the velocity \vec{v} and preserve the derivative ∂_{v_i} . We can classify the operators \mathcal{O}_i that mix with $\vec{\nabla}\Phi \cdot \partial_{\vec{v}}f$ according to their number of derivatives in \vec{v} :

$$\left[\vec{\nabla}\Phi \cdot \partial_{\vec{v}}f \right] = \vec{\nabla}\Phi \cdot \partial_{\vec{v}}f + \underbrace{Z_{01} \vec{\nabla}\delta \cdot \partial_{\vec{v}}f + \dots}_{\text{leading order in } \partial_{\vec{v}}} + \underbrace{\tilde{Z} \vec{\nabla}\Phi \cdot \partial_{\vec{v}}^3 f + \dots}_{\text{higher order in } \partial_{\vec{v}}}. \quad (4.3)$$

Once we have accomplished this classification, we select the leading operators according to the number of derivatives (we are considering large scales) and fields contained in them (adding additional fields brings to a result including more power spectra). The fields we are dealing with are Φ (which can only appear with derivatives, since the gravitational potential is not observable and does not directly affect the dynamics) and the density contrast $\delta = \nabla^2\Phi/\alpha$, where $\alpha = 3H^2\Omega_m/2$. We can then organise the \mathcal{O}_i according to the number of extra couples of derivatives (in order to build a vector, we must add two derivatives to $\vec{\nabla}\Phi$ and contract two indices) and extra fields appearing in them. The result is shown in fig. 2, where moving to the right means adding two derivatives, and moving downwards means adding a field. The appearance of derivative operators makes clear that the statistical bias manifests itself only through k -dependent corrections and, therefore, vanishes in the limit of small momenta.

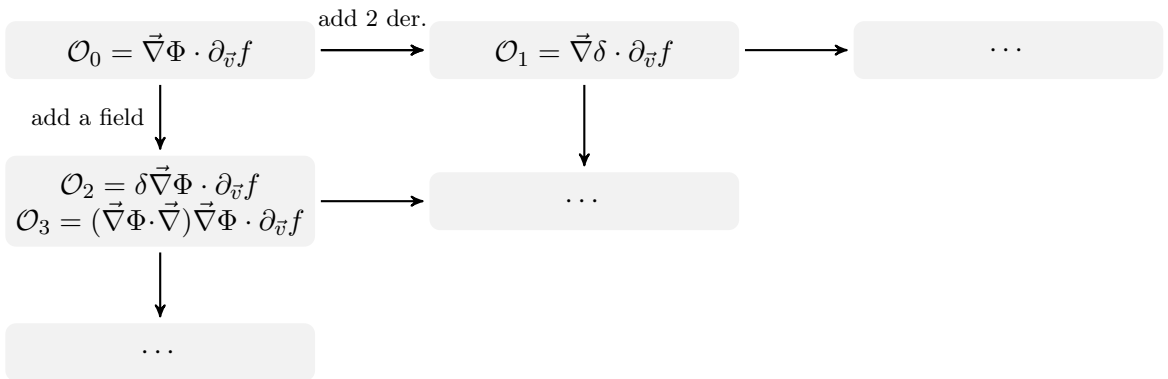


Figure 2. Operators allowed by rotational invariance that can mix with $\vec{\nabla}\Phi \cdot \partial_{\vec{v}}f$, classified according to their number of fields and derivatives.

The renormalization procedure requires a suitable prescription. For our purpose, it is convenient to adopt the following renormalization condition: the correlators of the renormal-

ized quantities should reproduce the correlators at the peak,

$$\left\langle [\mathcal{O}_1(\vec{r}, t)] \cdot [\mathcal{O}_2(\vec{r}, t)] \cdots [\mathcal{O}_n(\vec{r}, t)] \right\rangle = \left\langle \mathcal{O}_1(\vec{r}, t) \cdot \mathcal{O}_2(\vec{r}, t) \cdots \mathcal{O}_n(\vec{r}, t) \right\rangle_{\text{pk}}. \quad (4.4)$$

Here and henceforth, the notation $\langle \cdots \rangle_{\text{pk}}$ will designate conditional averages at the peak position. In our problem, it is precisely the renormalization of the operator $\vec{\nabla}\Phi(\vec{r}, t) \cdot \partial_{\vec{v}}f(\vec{r}, \vec{v}, t)$ that leads to differences in the clustering properties of halos and DM, as we will now see. Notice that, since we want to follow the evolution over cosmic time of the so-called proto-halos until their virialization, the renormalization condition has to be imposed at all times.

4.1 Renormalization at the linear order

In this subsection, we study the renormalization of the composite operator $\vec{\nabla}\Phi \cdot \partial_{\vec{v}}f(\vec{r}, \vec{v}, t)$ at the linear order in perturbation theory.

We begin with the computation of the average of $\vec{\nabla}\Phi(\vec{r}, t) \cdot \partial_{\vec{v}}f(\vec{r}, \vec{v}, t)$ at the peak position:

$$\left\langle \vec{\nabla}\Phi(\vec{r}, t) \cdot \partial_{\vec{v}}f(\vec{r}, \vec{v}, t) \right\rangle_{\text{pk}} = \partial_{\vec{v}}f_{\text{pk}}(\vec{r}, \vec{v}, t) \cdot \left\langle \vec{\nabla}\Phi(\vec{r}, t) \right\rangle_{\text{pk}}. \quad (4.5)$$

This amounts to computing the correlators using the appropriate conditional probabilities.

Let us first operate at the linear level in perturbation theory such that, at early times, the DM density δ and the gravitational force $\vec{\nabla}\Phi$ are Gaussian variables. We can then apply the theorem stated, for instance, in Refs. [20, 28], which ensures that the conditional probability of zero-mean Gaussian variables X_A and X_B is itself a Gaussian variable with mean

$$\left\langle X_B | X_A \right\rangle \equiv \frac{\left\langle X_B \otimes X_A \right\rangle}{\left\langle X_A \otimes X_A \right\rangle} X_A \quad (4.6)$$

and covariance matrix

$$\text{C}(X_B, X_B) \equiv \left\langle X_B \otimes X_B \right\rangle - \frac{\left\langle X_B \otimes X_A \right\rangle \left\langle X_A \otimes X_B \right\rangle}{\left\langle X_A \otimes X_A \right\rangle}. \quad (4.7)$$

In our case, we identify X_A with $\vec{\nabla}\delta_R$ and X_B with $\vec{\nabla}\Phi_R$. As explained above, the gravitational force acting on the halo centers is smoothed to reflect the finite extent of the halos. Since $\langle \vec{\nabla}\Phi \otimes \delta \rangle = \vec{0}$ because of rotational invariance, we can simply compute $\langle \vec{\nabla}\Phi \rangle_{\text{pk}}$ as $\langle \vec{\nabla}\Phi_R | \vec{\nabla}\delta_R = \vec{0} \rangle$. The mean shift of $\vec{\nabla}\Phi$ at the peak position is given by

$$\begin{aligned} \left\langle \vec{\nabla}\Phi \right\rangle_{\text{pk}} &= \left\langle \vec{\nabla}\Phi_R | \vec{\nabla}\delta_R \right\rangle = \frac{\left\langle \vec{\nabla}\Phi_R \cdot \vec{\nabla}\delta_R \right\rangle}{\left\langle (\vec{\nabla}\delta_R)^2 \right\rangle} \vec{\nabla}\delta_R \Big|_{\text{pk}} = -\alpha \frac{\left\langle \delta_R^2 \right\rangle}{\left\langle (\vec{\nabla}\delta_R)^2 \right\rangle} \vec{\nabla}\delta_R \Big|_{\text{pk}} \\ &= -\alpha \frac{\sigma_0^2(\Lambda)}{\sigma_1^2(\Lambda)} \vec{\nabla}\delta_R \Big|_{\text{pk}}, \end{aligned} \quad (4.8)$$

where we have highlighted the dependence of the spectral moments σ_j on the UV cut-off Λ . Since at the peak $\vec{\nabla}\delta_R$ is vanishing, no renormalization is needed. We will hereafter drop the subscript R whenever $\vec{\nabla}\Phi$ and δ appear because we will always refer to peaks, hence the smoothing is understood. Notice also that, while the renormalisation condition is imposed at

all times, the scale Λ is fixed at initial time and does not evolve. In reality, Λ , which is related to the smoothing scale R that define the Lagrangian extent of a halo, likely evolves with time (see e.g. [29]). For simplicity however, we will ignore this complication in the present work.

We wish now to compute the average of $\vec{\nabla}\Phi(\vec{r}, t) \cdot \partial_{\vec{v}}f(\vec{r}, \vec{v}, t)$ with itself at the peak position. On applying Wick's theorem, the only non-vanishing term that remains is

$$\left\langle \left(\vec{\nabla}\Phi(\vec{r}, t) \cdot \partial_{\vec{v}}f(\vec{r}, \vec{v}, t) \right)^2 \right\rangle_{\text{pk}} = \partial_{\vec{v}}f_{\text{pk}}(\vec{r}, \vec{v}, t) \cdot \partial_{\vec{v}}f_{\text{pk}}(\vec{r}, \vec{v}, t) \left\langle \vec{\nabla}\Phi(\vec{r}, t) \cdot \vec{\nabla}\Phi(\vec{r}, t) \right\rangle_{\text{pk}}, \quad (4.9)$$

where we used the fact that $\left\langle \nabla_i\Phi(\vec{r}, t) \cdot \nabla_j\Phi(\vec{r}, t) \right\rangle \propto \delta_{ij}$. This requires the knowledge of the covariance matrix for $\vec{\nabla}\Phi$ given the constraint at the peak. At the linear order the unconstrained correlators needed to evaluate eq. (4.7) read

$$\begin{aligned} \left\langle \vec{\nabla}\Phi \otimes \vec{\nabla}\Phi \right\rangle &= \frac{\alpha^2}{3} \sigma_{-1}^2(\Lambda) \mathbb{1}_{3 \times 3}, \\ \left\langle \vec{\nabla}\Phi \otimes \vec{\nabla}\delta \right\rangle &= -\frac{\alpha}{3} \sigma_0^2(\Lambda) \mathbb{1}_{3 \times 3}, \\ \left\langle \vec{\nabla}\delta \otimes \vec{\nabla}\Phi \right\rangle &= -\frac{\alpha}{3} \sigma_0^2(\Lambda) \mathbb{1}_{3 \times 3}, \\ \left\langle \vec{\nabla}\delta \otimes \vec{\nabla}\delta \right\rangle &= \frac{1}{3} \sigma_1^2(\Lambda) \mathbb{1}_{3 \times 3}. \end{aligned} \quad (4.10)$$

The covariance matrix for $\vec{\nabla}\Phi$ given the peak constraint is then equal to

$$C \left(\vec{\nabla}\Phi, \vec{\nabla}\Phi \right)_{\text{pk}} = \frac{\alpha^2}{3} \left(\sigma_{-1}^2(\Lambda) - \frac{\sigma_0^4(\Lambda)}{\sigma_1^2(\Lambda)} \right) \mathbb{1}_{3 \times 3}, \quad (4.11)$$

and

$$\left\langle \vec{\nabla}\Phi(\vec{r}, t) \cdot \vec{\nabla}\Phi(\vec{r}, t) \right\rangle_{\text{pk}} = \text{Tr} C \left(\vec{\nabla}\Phi, \vec{\nabla}\Phi \right) = \alpha^2 \left(\sigma_{-1}^2(\Lambda) - \frac{\sigma_0^4(\Lambda)}{\sigma_1^2(\Lambda)} \right). \quad (4.12)$$

We recall now the prescription (4.4): at the lowest order, $[\vec{\nabla}\Phi \cdot \partial_{\vec{v}}f]$ contains only the operators \mathcal{O}_0 and \mathcal{O}_1 (see fig. 2). Hence, we learn that the renormalized force felt by the halos at the linear order reads

$$\left[\vec{\nabla}\Phi(\vec{r}, t) \cdot \partial_{\vec{v}}f(\vec{r}, \vec{v}, t) \right]^{\text{first}} = \left(\vec{\nabla}\Phi(\vec{r}, t) + \alpha \frac{\sigma_0^2(\Lambda)}{\sigma_1^2(\Lambda)} \vec{\nabla}\delta(\vec{r}, t) \right) \cdot \partial_{\vec{v}}f(\vec{r}, \vec{v}, t). \quad (4.13)$$

Although the mean shift of the gravitational force vanishes at the peak and thus there is no extra force at the peak-by-peak level, the gravitational force at the peak receives a correction when the statistical ensemble average is taken, as exemplified by eq. (4.12). The extra effective force felt by the halos is purely of statistical origin and, therefore, does not violate the Equivalence Principle. Furthermore, the time-dependence of Z_{01} is that of $\alpha\sigma_0^2/\sigma_1^2$, that is, the amplitude of the resulting k^2 -correction in Fourier space *does not depend on time*. Therefore, this gravity bias does not decay with time, in agreement with [3, 19]. Note that the same result eq. (4.13) was found in Refs. [19, 21, 22, 30], but our Boltzmann approach combined with a renormalization procedure puts it into a different perspective.

4.2 Renormalization at higher order with the path integral technique

In this subsection, we will compute the renormalized operator $[\vec{\nabla}\Phi(\vec{r}, t) \cdot \partial_{\vec{v}}f(\vec{r}, \vec{v}, t)]$ at the second order in perturbation theory. We will compute the correlators beyond the Gaussian approximation with the path integral technique (details can be found in appendix A). We will restrict ourselves to the four operators $\mathcal{O}_0, \mathcal{O}_1, \mathcal{O}_2, \mathcal{O}_3$ defined in fig. 2.

Let us give a closer look to the renormalization prescription (4.4). We begin by observing that the expectation values of single operator $\langle\mathcal{O}_i\rangle$ are not helpful, because they are all proportional to expectation values of vector fields and thus vanish, as in (4.5) and (4.8). Therefore, in order to determine the coefficients Z_{ij} of (4.2), we write down the system given by the expectation values of products of two operators:

$$\sum_{l,m} Z_{il}Z_{jm}\langle\mathcal{O}_l\mathcal{O}_m\rangle = \langle\mathcal{O}_i\mathcal{O}_j\rangle_{\text{pk}}. \quad (4.14)$$

We must now specify how we define the leading and subleading orders of our computation. On the left-hand side of eq. (4.14), operating at second order the correlation functions $\langle\mathcal{O}_i\mathcal{O}_j\rangle$ contain at most two power spectra. Therefore, at leading order we compute the correlators by including only their Gaussian components and obtaining one power spectrum in the result; the next-to-leading order includes up to two power spectra. On the right-hand side, the leading order of the computation is obtained by considering again only the Gaussian component of the fields. When computing the correlators $\langle\mathcal{O}_i\mathcal{O}_j\rangle_{\text{pk}}$, the linear order is equivalent to consider only the leading order in $\nu\sigma_0$.

The results for the correlators without the peak constraint are³

(leading order) (next-to-leading order)

$$\langle\mathcal{O}_0\mathcal{O}_0\rangle = \frac{\alpha^2}{3}\sigma_{-1}^2\delta_{ij} \quad (4.15)$$

$$\langle\mathcal{O}_0\mathcal{O}_1\rangle = -\frac{\alpha}{3}\sigma_0^2\delta_{ij} \quad (4.16)$$

$$\langle\mathcal{O}_0\mathcal{O}_2\rangle = \frac{\alpha^2}{3}\mathcal{K}_1\delta_{ij} \quad (4.17)$$

$$\langle\mathcal{O}_0\mathcal{O}_3\rangle = -\frac{\alpha^3}{6}\mathcal{K}_1\delta_{ij} \quad (4.18)$$

$$\langle\mathcal{O}_1\mathcal{O}_1\rangle = \frac{1}{3}\sigma_1^2\delta_{ij} \quad (4.19)$$

$$\langle\mathcal{O}_1\mathcal{O}_2\rangle = -\frac{\alpha}{3}\frac{17}{7}\sigma_0^4\delta_{ij} \quad (4.20)$$

$$\langle\mathcal{O}_1\mathcal{O}_3\rangle = -\frac{\alpha^2}{3}\mathcal{K}_2\delta_{ij} \quad (4.21)$$

$$(4.22)$$

where we are dropping the factors of $\partial_{\vec{v}}f$ to simplify the notation. The correlators calculated

³see Appendix B for details about the calculation of these correlators, and for the definition of the finite quantities $\mathcal{K}_1, \mathcal{K}_2$)

with the peak constraint read

$$\langle \mathcal{O}_0 \mathcal{O}_0 \rangle_{\text{pk}} = \frac{\alpha^2}{3} \delta_{ij} \left[\left(\sigma_{-1}^2 - \frac{\sigma_0^4}{\sigma_1^2} \right) + (\nu\sigma_0) \left(\mathcal{K}_1 \frac{1}{\sigma_0^2} - \frac{20}{21} \frac{\sigma_0^4}{\sigma_1^2} \right) \right] \quad (4.23)$$

$$\langle \mathcal{O}_0 \mathcal{O}_2 \rangle_{\text{pk}} = \frac{\alpha^2}{3} (\nu\sigma_0) \delta_{ij} \left(\sigma_{-1}^2 - \frac{\sigma_0^4}{\sigma_1^2} \right) \quad (4.24)$$

$$\langle \mathcal{O}_0 \mathcal{O}_3 \rangle_{\text{pk}} = \frac{\alpha^3}{9} (\nu\sigma_0) \delta_{ij} \left(\sigma_{-1}^2 - \frac{\sigma_0^4}{\sigma_1^2} \right) \quad (4.25)$$

We also notice that our renormalization prescription (4.4) enforces $\langle \mathcal{O}_1 \mathcal{O}_i \rangle_{\text{pk}} = 0 \forall i$. This corresponds to a subsystem of (4.14) (when $i = 1$) whose right-hand side is 0, the solution of which is $Z_{1i} = 0$ or $[\vec{\nabla} \delta \cdot \partial_{\vec{r}} f] = 0$. This is a consequence of our renormalization prescription: once we impose that at the position \vec{r} there is a peak defined by $\vec{\nabla} \delta(\vec{r}) = \vec{0}$, the operator $\vec{\nabla} \delta$ after renormalization cannot be anything but zero.

We are now free to impose the condition $[\mathcal{O}_i] = \mathcal{O}_i + \dots$, i.e. the diagonal entries satisfy the condition $Z_{ii} = 1$ for $i \neq 1$. Let us first discuss the system for the renormalization of the three operators $\{\mathcal{O}_0, \mathcal{O}_1, \mathcal{O}_2\}$. We begin by inspecting the equation $\langle \mathcal{O}_0 \mathcal{O}_0 \rangle_{\text{pk}} = Z_{0i} Z_{0j} \langle \mathcal{O}_i \mathcal{O}_j \rangle$, which contains all (and only) the coefficients Z_{0i} . We know that

$$Z_{00} = 1, \quad Z_{01} = \alpha \frac{\sigma_0^2}{\sigma_1^2} + \mathcal{O}(\nu\sigma_0), \quad Z_{02} = \mathcal{O}(\nu\sigma_0).$$

We should impose the equality $\langle \mathcal{O}_0 \mathcal{O}_0 \rangle_{\text{pk}} = Z_{0i} Z_{0j} \langle \mathcal{O}_i \mathcal{O}_j \rangle$ separately between the leading order terms and the next-to-leading order ones. We find that

$$Z_{01} = \alpha \frac{\sigma_0^2}{\sigma_1^2} + \mathcal{O}(\nu\sigma_0), \quad Z_{02} = (\nu\sigma_0) \left[\frac{1}{2\sigma_0^2} + \frac{31\sigma_0^4}{6(-17\sigma_0^6 + 7\mathcal{K}_1\sigma_1^2)} \right] + \mathcal{O}((\nu\sigma_0)^2).$$

We now look at the equations $\langle \mathcal{O}_0 \mathcal{O}_2 \rangle_{\text{pk}} = Z_{0i} Z_{2j} \langle \mathcal{O}_i \mathcal{O}_j \rangle$ and $\langle \mathcal{O}_2 \mathcal{O}_2 \rangle_{\text{pk}} = Z_{2i} Z_{2j} \langle \mathcal{O}_i \mathcal{O}_j \rangle$, which include the unknowns Z_{20} and Z_{21} . These two equations, once we select the terms consistently with their order (for example, the connected contribution of $\langle \mathcal{O}_2 \mathcal{O}_2 \rangle = \langle \delta \vec{\nabla} \Phi \delta \vec{\nabla} \Phi \rangle$ contains 3 power spectra and should not be put together with second order quantities) we get

$$Z_{20} = \frac{\mathcal{K}_1 \sigma_1^2 - \frac{17}{7} \sigma_0^6}{(\sigma_0^4 - \sigma_{-1}^2 \sigma_1^2)} + \underbrace{(\nu\sigma_0)}_{=\delta_{\text{pk}} Z_{00}},$$

$$Z_{21} = \alpha \left[\sigma_0^2 \frac{\mathcal{K}_1 - \frac{17}{7} \sigma_0^2 \sigma_{-1}^2}{(\sigma_0^4 - \sigma_{-1}^2 \sigma_1^2)} \pm \frac{1}{\sigma_1^2} \sqrt{-\frac{(\mathcal{K}_1 \sigma_1^2 - \frac{17}{7} \sigma_0^6)^2}{(\sigma_0^4 - \sigma_{-1}^2 \sigma_1^2)} + \sigma_0^2 \left[\left(\frac{17}{7} \right)^2 \sigma_0^6 - \sigma_{-1}^2 \sigma_1^2 \right]} \right] + \underbrace{\alpha \frac{\sigma_0^2}{\sigma_1^2} (\nu\sigma_0)}_{=\delta_{\text{pk}} Z_{01}}.$$

This concludes the determination of the renormalization coefficients at the next-to-leading order for the set of operators $\{\mathcal{O}_0, \mathcal{O}_1, \mathcal{O}_2\}$, keeping up to two power spectra in the (connected) correlators. We could now include the operator \mathcal{O}_3 in the discussion, since it contains the same number of fields Φ and derivatives acting on them as \mathcal{O}_2 . But in this way we should compute correlation functions as $\langle \mathcal{O}_3 \mathcal{O}_3 \rangle_{\text{pk}}$, whose connected part contains three power spectra, and thus goes beyond the perturbative order we are considering. The difference with respect to the operator \mathcal{O}_2 is that the correlator $\langle \mathcal{O}_2 \mathcal{O}_2 \rangle_{\text{pk}}$, with the constraint $\delta = \nu\sigma_0$, gives $(\nu\sigma_0)^2$

times a correlator with one power spectrum. Now, σ_0^2 is of the same order of a power spectrum in a perturbative expansion (see eq. 3.2), thus $\langle \mathcal{O}_2 \mathcal{O}_2 \rangle_{\text{pk}}$ is of a lower order with respect to $\langle \mathcal{O}_3 \mathcal{O}_3 \rangle_{\text{pk}}$. Therefore, at the perturbative order we are considering, $[\vec{\nabla} \Phi \cdot \partial_{\vec{v}} f]$ does not mix with $((\vec{\nabla} \Phi \cdot \vec{\nabla}) \vec{\nabla} \Phi) \cdot \partial_{\vec{v}} f$.

We have therefore found that the next-to-leading order renormalization correction reads

$$\begin{aligned} \left[\vec{\nabla} \Phi(\vec{r}, t) \cdot \partial_{\vec{v}} f(\vec{r}, \vec{v}, t) \right]^{\text{NLO}} &= \left(\nu \sigma_0(\Lambda) \left[\frac{1}{2\sigma_0^2(\Lambda)} + \right. \right. \\ &\quad \left. \left. + \frac{31\sigma_0^4(\Lambda)}{6[-17\sigma_0^6(\Lambda) + 7\mathcal{K}_1(\Lambda)\sigma_1^2(\Lambda)]} \right] \delta \vec{\nabla} \Phi \right) \cdot \partial_{\vec{v}} f(\vec{r}, \vec{v}, t). \end{aligned} \quad (4.26)$$

Let us summarize the main results of this section, as they are the central point of this work: we have renormalized the composite operator $[\vec{\nabla} \Phi \cdot \partial_{\vec{v}} f]$ imposing the peak constraint. Already at first order, we have found that while the mean of $\vec{\nabla} \Phi$ is zero as in the unconstrained case, the variance has an additional term. The composite operator therefore renormalized in such a way as to generate the correct variance and account for this statistical effect, in (4.13). We then compute the next-to-leading order effect and find the corresponding renormalization, (4.26).

4.3 Non-renormalization of the DM Boltzmann equation

It is crucial to notice that for the smooth component of DM (that is without peak constraint) no renormalization is needed and the corresponding Boltzmann equation is not altered. This is consistent with the fact that we have used standard perturbation theory results for DM to evaluate the statistical correlators at the peak locations. Consistency can be explicitly checked upon noticing that, for DM, probabilities are not conditional. For instance, we get at linear order

$$\begin{aligned} \left\langle \vec{\nabla} \Phi(\vec{r}, t) f(\vec{r}, \vec{v}, t) \right\rangle &= f(\vec{r}, \vec{v}, t) \left\langle \vec{\nabla} \Phi(\vec{r}, t) \right\rangle = 0, \\ \left\langle \vec{\nabla} \Phi(\vec{r}, t) f(\vec{r}, \vec{v}_1, t) \cdot \vec{\nabla} \Phi(\vec{r}, t) f(\vec{r}, \vec{v}_2, t) \right\rangle &= \left\langle f(\vec{r}, \vec{v}_1, t) f(\vec{r}, \vec{v}_2, t) \right\rangle \left\langle \vec{\nabla} \Phi(\vec{r}, t) \cdot \vec{\nabla} \Phi(\vec{r}, t) \right\rangle \\ &= \frac{\alpha^2}{3} \sigma_{-1}^2 \left\langle f(\vec{r}, \vec{v}_1, t) f(\vec{r}, \vec{v}_2, t) \right\rangle \end{aligned} \quad (4.27)$$

and one simply finds

$$\left[\vec{\nabla} \Phi(\vec{r}, t) \right]^{\text{linear}} = \vec{\nabla} \Phi(\vec{r}, t). \quad (4.28)$$

This remains true also at higher orders.

5 The halo Boltzmann equation: the right-hand side

We will now deal with the right-hand side of the Boltzmann equation, see Eqs. (2.11) and (2.12). It contains a force term that depends on the irreducible two-particle correlation (which, in turns, depends on the irreducible three-particle correlation etc.). It is the correlation encoded by f_{2c} that causes the non-conservation of the one-particle phase-space distribution

function in configuration space. The physical interpretation of this effect is that the gravitational interactions between particles (which induce long-range correlations) lead to clustering and, therefore, non-conservation of the one-particle phase-space distribution.

To calculate this extra force, we follow Ref. [28]. The procedure consists in relating phase-space densities to probability distributions for the mass and velocity field, which are naturally specified by models of cosmological structure formation. As explained in sec. 2, we can express the phase space density $f(\vec{r}, \vec{v}, t)$ in terms of the probability distribution $P(\rho, \vec{v}, t)$. This approach can be extended to the irreducible two-particle correlation. Inspecting eqs. (2.11) and (2.12), we observe that $f_{2c}(\vec{r}, \vec{v}, \vec{r}', \vec{v}', t)$ is integrated over d^3v' and we need only the velocity at one point (the superscript $'$ indicates that quantities are evaluated at \vec{r}')

$$\begin{aligned}
f_{2c}(\vec{r}, \vec{v}, \vec{r}', t) &= \int d^3v' f_{2c}(\vec{r}, \vec{v}, \vec{r}', \vec{v}', t) \\
&= \int_0^\infty d\rho \rho \int_0^\infty d\rho' \rho' [P(\rho, \vec{v}, \rho', t) - P(\rho, \vec{v}, t)P(\rho', t)] \\
&= \int_0^\infty d\rho \rho \int_0^\infty d\rho' \rho' [P(\rho, \rho'|\vec{v}, t) - P(\rho|\vec{v}, t)P(\rho', t)] P(\vec{v}, t) \\
&= [\langle \rho\rho'|\vec{v} \rangle - \langle \rho|\vec{v} \rangle \langle \rho' \rangle] P(\vec{v}, t), \tag{5.1}
\end{aligned}$$

where, in the last equality, the averages are equal-time correlators. Even though one derives these equations assuming a single-valued velocity field in each realization, they are also valid when there is a distribution of velocities at each point. We simply interpret ρ as the total mass density while \vec{v} is a single bulk velocity. Therefore, these equations are fully general [28].

Let us specialize to the case of halos. The phase-space distribution (2.7) can be written using Bayes' theorem as

$$f_{\text{pk}}(\vec{r}, \vec{v}, t) = \int_0^\infty d\rho \rho P(\vec{v}|\rho, t) P(\rho, t) = \rho_{\text{pk}} P(\vec{v}, t|\text{pk}) = \bar{\rho}(1 + \delta_{\text{pk}}) J_{\vec{v}\vec{\psi}}^{-3} P(\vec{\psi}, t|\text{pk}) \tag{5.2}$$

where, in the last passage, we have introduced the quantity

$$\vec{\psi}(\vec{r}, t) = -\frac{1}{\alpha} \vec{\nabla} \Phi(\vec{r}, t) = -\int \frac{d^3r'}{4\pi} \frac{(\vec{r} - \vec{r}')}{|\vec{r} - \vec{r}'|^3} \delta(\vec{r}', t), \tag{5.3}$$

and $J_{\vec{v}\vec{\psi}}$ is the Jacobian describing the passage from the variable \vec{v} to the variable $\vec{\psi}$.

In a similar fashion, we can compute the irreducible two-point correlation function

$$\begin{aligned}
f_{2c}^{\text{pk}}(\vec{r}, \vec{v}, \vec{r}', t) &= \int_0^\infty d\rho \rho \int_0^\infty d\rho' \rho' [P(\vec{v}, \rho'|\rho, t)P(\rho, t) - P(\vec{v}|\rho, t)P(\rho, t)P(\rho', t)] \\
&= \rho_{\text{pk}} \int_0^\infty d\rho' \rho' [P(\vec{v}, \rho', t|\text{pk}) - P(\vec{v}, t|\text{pk})P(\rho', t)] \\
&= \rho_{\text{pk}} P(\vec{v}, t|\text{pk}) \int_0^\infty d\rho' \rho' [P(\rho', t|\vec{v}, \text{pk}) - P(\rho', t)] \\
&= \bar{\rho}^2(1 + \delta_{\text{pk}}) J_{\vec{v}\vec{\psi}}^{-3} P(\vec{\psi}, t|\text{pk}) \left[\left\langle \delta(\vec{r}', t) \middle| \vec{\psi}(\vec{r}, t), \text{pk} \right\rangle - \left\langle \delta(\vec{r}', t) \right\rangle \right] \\
&= \bar{\rho} f_{\text{pk}}(\vec{r}, \vec{v}, t) \left\langle \delta(\vec{r}', t) \middle| \vec{\psi}(\vec{r}, t), \text{pk} \right\rangle. \tag{5.4}
\end{aligned}$$

In the last equality, we have substituted $\langle \delta(\vec{r}', t) \rangle = 0$ as this average vanishes in the absence of peak constraint. The corresponding force felt by the halos is therefore

$$\vec{F}_{\text{pk}} = G_{\text{N}} \bar{\rho} f_{\text{pk}}(\vec{r}, \vec{v}, t) \int d^3 r' \langle \delta(\vec{r}', t) | \vec{\psi}(\vec{r}, t), \text{pk} \rangle \cdot \frac{\vec{r} - \vec{r}'}{|\vec{r} - \vec{r}'|^3}. \quad (5.5)$$

The computation of the force (5.5) is reported in Appendix C and we provide only the final result up to second-order

$$\begin{aligned} \vec{F}_{\text{pk}}(\vec{r}, \vec{v}, t) = & -4\pi G_{\text{N}} \bar{\rho} f_{\text{pk}}(\vec{r}, \vec{v}, t) \left[\vec{\psi}(\vec{r}, t) + \left(\vec{\psi}(\vec{r}, t) - \frac{\sigma_0^2}{\sigma_1^2} \vec{\nabla} \delta(\vec{r}, t) \right) \frac{\delta(\vec{r}, t)}{\sigma_0^4 - \sigma_1^2 \sigma_{-1}^2} \frac{\sigma_1^2}{\sigma_0^2} \right. \\ & \times \left(\langle \delta(\vec{r}, t) \vec{\psi}(\vec{r}, t) \cdot \vec{\psi}(\vec{r}, t) \rangle - \int d\ell \frac{\ell_i}{|\ell|} \langle \delta(\vec{r}', t) \delta(\vec{r}, t) \psi_i(\vec{r}, t) \rangle \right) \\ & + \left(\vec{\psi}_1 - \frac{\sigma_{-1}^2}{\sigma_0^2} \vec{\nabla} \delta(\vec{r}, t) \right) \frac{\delta(\vec{r}, t)}{\sigma_0^4 - \sigma_1^2 \sigma_{-1}^2} \left(\int d\ell \frac{\ell_i}{|\ell|} \langle \delta(\vec{r}', t) \delta(\vec{r}, t) \partial_i \delta(\vec{r}, t) \rangle \right. \\ & \left. \left. - \langle \delta(\vec{r}, t) \vec{\psi}(\vec{r}, t) \cdot \vec{\nabla} \delta(\vec{r}, t) \rangle \right) \right], \end{aligned} \quad (5.6)$$

where $\vec{\ell} = (\vec{r}' - \vec{r})$. Using the results for the cumulants reported in (B.9), (B.10), (C.6), (C.7) we find (notice that the last two lines in (5.6) cancel each other)

$$\begin{aligned} \vec{F}_{\text{pk}}(\vec{r}, \vec{v}, t) = & -4\pi G_{\text{N}} \bar{\rho} f_{\text{pk}}(\vec{r}, \vec{v}, t) \left[\vec{\psi}(\vec{r}, t) + \left(\vec{\psi}(\vec{r}, t) - \frac{\sigma_0^2}{\sigma_1^2} \vec{\nabla} \delta(\vec{r}, t) \right) \right. \\ & \left. \times \frac{\delta(\vec{r}, t)}{\sigma_0^4 - \sigma_1^2 \sigma_{-1}^2} \frac{\sigma_1^2}{\sigma_0^2} \left(\frac{3}{2} \mathcal{K}_1 - \frac{10}{21} \sigma_0^2 \sigma_{-1}^2 \right) \right]. \end{aligned} \quad (5.7)$$

Two comments are in order. Firstly, we can easily recover the DM case away from the peaks, either by computing directly the force from expression (5.4) with aid of $\langle \delta(\vec{r}', t) \vec{\psi}(\vec{r}, t) \rangle$, or by eliminating the peak constraint taking $\sigma_0^2, \sigma_1^2 \gg 1$. In both cases, we obtain

$$\vec{F}_{\text{dm}}(\vec{r}, \vec{v}, t) = -4\pi G_{\text{N}} \bar{\rho} f_{\text{dm}}(\vec{r}, \vec{v}, t) \vec{\psi}(\vec{r}, t). \quad (5.8)$$

Secondly, neither the force on the peaks nor on the DM contributes to the momentum equation once the integration of the force over momenta is considered,

$$\int d^3 v \vec{v} \vec{\nabla}_{\vec{v}} \cdot \vec{F}_{\text{pk, dm}}(\vec{r}, \vec{v}, t) = \vec{0}, \quad (5.9)$$

in agreement with the Equivalence Principle. Technically, this cancellation follows from the fact that integrating out the velocities is equivalent to an integration over the configurations of the field $\vec{\psi}$. As the phase-space distribution is proportional to $P(\vec{\psi}, t)$, we obtain

$$\int d^3 \psi P(\vec{\psi}, t) \vec{\psi} = \langle \vec{\psi} \rangle = \begin{cases} -\alpha \frac{\sigma_0^2(\Lambda)}{\sigma_1^2(\Lambda)} \vec{\nabla} \delta \Big|_{\text{pk}} = \vec{0} & (\text{for peaks}), \\ \vec{0} & (\text{for DM}), \end{cases} \quad (5.10)$$

where, for peaks, we made use of eq. (4.8). This equation seems to suggest that one would break the equivalence principle if the constraint were different from $\vec{\nabla} \delta = \vec{0}$, as may be the

case for other tracers of the large scale structure. However, isotropy and homogeneity would enforce a constraint on the modulus of $\vec{\nabla}\delta$ only, e.g. $|\vec{\nabla}\delta| \leq c$ for some constant $c > 0$. Therefore, the integral over $\vec{\psi}$ would also vanish in those cases, and the Equivalence Principle would still be satisfied, as it should be.

6 Discussion and conclusion

The fine understanding of the large scale structure of our Universe is a central theme in cosmology. Our knowledge in the field is nowadays (and will be even more in the future) dominated by data. It is, therefore, essential to understand in detail the statistical properties of the observed galaxies. Achieving this goal automatically calls for a detailed investigation of the statistical properties of the DM halos, where galaxies are expected to reside.

In this paper we have derived an effective Boltzmann equation that describes the dynamics of the halo mean-field phase space. This equation is necessarily different from the Boltzmann equation of DM as halos are not statistically unbiased relatively to the coarse-grained DM density field. Through a renormalization procedure of composite operators, we have obtained up to second-order in perturbation theory the statistically biased gravitational force felt by halos. We conclude that, at this order, the Boltzmann Equation for halos reads

$$\begin{aligned} & \frac{\partial f_{\text{pk}}}{\partial t} + \vec{v} \cdot \frac{\partial f_{\text{pk}}}{\partial \vec{r}} - \left(\vec{\nabla} \Phi_R(\vec{r}, t) + \alpha \frac{\sigma_0^2(R)}{\sigma_1^2(R)} \vec{\nabla} \delta_R(\vec{r}, t) + \right. \\ & \left. + \nu \sigma_0(R) \left[\frac{1}{2\sigma_0^2(R)} + \frac{31\sigma_0^4(R)}{6[-17\sigma_0^6(R) + 7\mathcal{K}_1(R)\sigma_1^2(R)]} \right] \delta_R(\vec{r}, t) \vec{\nabla} \Phi_R(\vec{r}, t) \right) \cdot \frac{\partial f_{\text{pk}}}{\partial \vec{v}} = 0, \quad (6.1) \end{aligned}$$

where the extra contributions to $\vec{\nabla} \Phi_R(\vec{r}, t)$ are purely of statistical origin: they do not arise because halos feel a different gravitational force than dark matter, as this would violate the equivalence principle, but rather as a result of imposing the peak constraint on their statistics⁴. This should be contrasted to the DM Boltzmann equation

$$\frac{\partial f}{\partial t} + \vec{v} \cdot \frac{\partial f}{\partial \vec{r}} - \vec{\nabla} \Phi(\vec{r}, t) \cdot \frac{\partial f}{\partial \vec{v}} = 0. \quad (6.2)$$

We emphasize again that f_{pk} is the one-particle phase space density associated with the mean-field distribution of halos that corresponds to a particular f , that is, a particular realization of the large scale structure. The biased gravitational force experienced by the halo centers imprints a signature, among others, in the peculiar velocities of virialized halos. This generates the first-order statistical velocity bias which has been discussed in [3, 19, 21] and measured in [19, 31]. However, tidal forces etc. will also be affected. Our approach can in principle be applied to work out these corrections at any order in perturbation theory.

⁴ An alternative, perhaps more intuitive, interpretation of this result is the following: instead of modifying the Boltzmann equation for halos with an effective force field, one may interpret the results of equations (4.13) and (4.26) as the corrections to the probability distribution function (PDF) of the force acting on halos. In this picture, the Boltzmann equation for halos (6.1) would look exactly as the one of DM, equation (6.2), but with a conditional PDF of the form of the terms in bracket in equation (6.1).

To give intuition about the magnitude of the statistical correction to the gravitational force in eq. (6.1), we plot in fig. 3 the amplitude of the second and third terms in parenthesis

$$\xi_1(R) = \alpha \frac{\sigma_0^2(R)}{\sigma_1^2(R)}, \quad (6.3)$$

$$\xi_2(R) = \nu\sigma_0(R) \left[\frac{1}{2\sigma_0^2(R)} + \frac{31\sigma_0^4(R)}{6[-17\sigma_0^6(R) + 7\mathcal{K}_1(R)\sigma_1^2(R)]} \right] \quad (6.4)$$

as a function of the Lagrangian scale $R = 1/\Lambda$ assuming the biasing is described by the peak constraint. The magnitude of the second-order statistical correction also rises with R , in

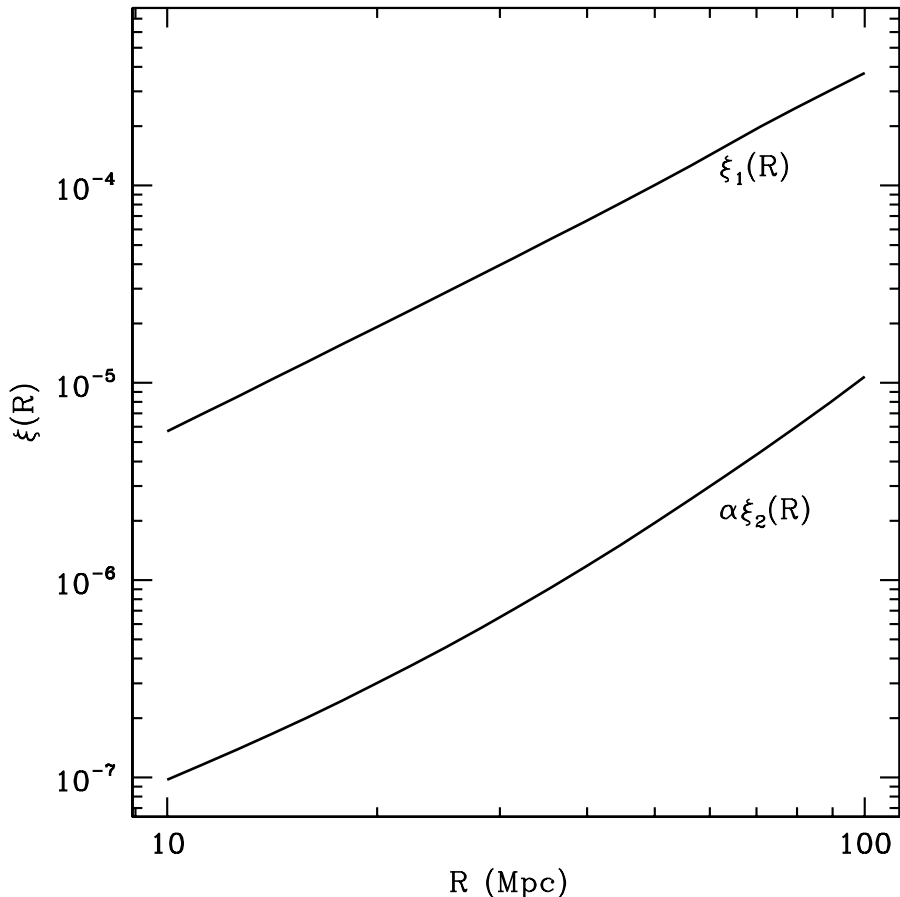


Figure 3. $\xi_1(R)$ and $\alpha\xi_2(R)$ plotted here as a function of the Lagrangian scale $R = 1/\Lambda$. Here we normalize $\xi_2(R)$ with a factor of α which relates δ with $\nabla\phi$ in (6.1).

agreement with the expectation that these effects should increase with halo mass.

Measurements from N-body simulations are challenging since the effect must vanish in the limit $k \rightarrow 0$. Furthermore, the sparsity of massive halos could bias the measurements when the purpose is to define volume-weighted statistics (see e.g. [32] for recent discussions). Note, however, that number-weighted statistics are most suited to extract these effects as they are the quantities being observed.

There is some confusion in the literature regarding the nature of this effect. A physical bias will immediately arise as soon as there are at least two different fluids since, in this case,

velocities do not need to share the same value. This bias is effective on an object-by-object basis. This is obviously the case of e.g. baryons and DM. Furthermore, this will also be the case of the halos and DM since, owing to the finite halo size, the force acting on the halo center-of-mass, $\vec{\nabla}\Phi_R$, is different from the force acting on DM particles, $\vec{\nabla}\Phi$. Such a coarse-graining procedure can introduce additional terms in the fluid equations, as was already pointed out in [33]. This possibility was recently reconsidered in [34]. If we ignore in Eq.(6.1) all the statistical corrections but the term $\vec{\nabla}\Phi_R$, then our results are identical to his, except for the time constancy of our R . As shown in [34], a time-dependent filter $W(\vec{r}/R, t)$ would yield extra terms in the moments of the Boltzmann equation owing to the time derivative $\partial f/\partial t$.

However, [34] did not include the statistical corrections, which are the focus of this work. In fact, our results would hold even in the extreme case where no extra filtering is applied to the macrostate. This illustrates the fact that the statistical effects we are discussing are *not* caused by the finite extent of the halos. Regarding the existence of these statistical effects, we note that, while a time-dependent window $W(\vec{r}/R, t)$ mimicking the collapse of halos can induce k -dependent contributions at low redshift, corrections are small at high redshift [34]. Therefore, this cannot be the explanation for the suppression of the proto-halo velocity power spectrum measured in [19, 31].

To conclude, note that halo number conservation implies that we follow the collapse of Lagrangian “peak-patch”, as coined by [35], into parent or isolated DM halos. Therefore, we do not explicitly track the merging history of these host halos. Although one could naively apply the extended Press-Schechter (EPS) approach [36] to determine the merger history, it would be very interesting to assess whether the statistical effects considered here also affect merger rates etc. However, it is not obvious how to do this within our current formulation, especially since the smoothing scale R is linked to the parent halo mass and, thus, is not free unlike in EPS theory. Our assumption that the density peak retain their initial critical height (i.e. ν does not depend on time) is another limitation of our approach. A better treatment would consistently track the time evolution of both R and ν such that the mass enclosed within R always equates the host halo mass. We leave all this for future work.

Acknowledgments

We acknowledge an anonymous referee for her/his careful reading and helpful suggestions. The research of A.K. was implemented under the Aristeia Action of the Operational Programme Education and Lifelong Learning and is co-funded by the European Social Fund (ESF) and National Resources. A.R. is supported by the Swiss National Science Foundation (SNSF), project “The non-Gaussian Universe” (project number: 200021140236). M.B. and V.D. acknowledge support by the SNSF.

A Conditional probabilities

In this Appendix we present the techniques we use to compute conditional probabilities of initially Gaussian fields which develop non-Gaussian fluctuations as time evolves. This method is inspired by the path integral approach and a similar application can be found in [37].

Let us suppose there are n stochastic variables X_i , with $i = 1, \dots, n$. We define the connected two-point correlators as

$$\mu_{ij} = \langle X_i X_j \rangle_c \tag{A.1}$$

and the connected three-point correlators as

$$\mu_{ijk} = \langle X_i X_j X_k \rangle_c. \quad (\text{A.2})$$

Thanks to Bayes' theorem, we can define the conditional probability that X_1 assumes a value given that the other variables assume defined values as

$$P(X_1|X_2, \dots, X_n) = \frac{P(X_1, X_2, \dots, X_n)}{P(X_2, \dots, X_n)}, \quad (\text{A.3})$$

where

$$P(X_2, \dots, X_n) = \int dX_1 P(X_1, X_2, \dots, X_n). \quad (\text{A.4})$$

The basic quantity to compute is therefore $P(X_1, X_2, \dots, X_n)$. Following Ref. [37], it can be expressed in the following way

$$P(X_1, X_2, \dots, X_n) = \int \mathcal{D}\lambda e^{i\lambda_i X_i} e^{-\frac{1}{2}\lambda_i \lambda_j \mu_{ij}} e^{\frac{(-i)^3}{6}\lambda_i \lambda_j \lambda_k \mu_{ijk}} \dots, \quad (\text{A.5})$$

where

$$\mathcal{D}\lambda \equiv \int_{-\infty}^{\infty} \frac{d\lambda_1}{2\pi} \dots \int_{-\infty}^{\infty} \frac{d\lambda_n}{2\pi}. \quad (\text{A.6})$$

Using the fact that

$$\lambda e^{i\lambda X} = -i\partial_X e^{i\lambda X}, \quad (\text{A.7})$$

perturbing for small three-point correlators and defining with subscript g the Gaussian counterparts, we find

$$\begin{aligned} P(X_1|X_2, \dots, X_n) &= P_g(X_1|X_2, \dots, X_n) \\ &\quad - \frac{\mu_{ijk}}{6P_g(X_2, \dots, X_n)} \partial_i \partial_j \partial_k P_g(X_1, X_2, \dots, X_n) \\ &\quad + \frac{P_g(X_1, X_2, \dots, X_n)}{6P_g^2(X_2, \dots, X_n)} \mu_{ijk} \int dX_1 \partial_i \partial_j \partial_k P_g(X_1, X_2, \dots, X_n). \end{aligned} \quad (\text{A.8})$$

The Gaussian probability can be expressed as

$$P_g(X_1, X_2, \dots, X_n) = \frac{1}{(2\pi)^{n/2}} \frac{1}{(\text{Det } C)^{1/2}} e^{-\frac{1}{2}X_i C_{ij}^{-1} X_j}, \quad (\text{A.9})$$

where C is the covariance matrix. We now write

$$\begin{aligned} \mu_{mqr} \partial_m \partial_q \partial_r &= \mu_{111} \partial_1^3 \\ &\quad + 3\hat{\mu}_{1qr} \partial_1 \partial_q \partial_r \\ &\quad + 3\hat{\mu}_{11r} \partial_1^2 \partial_r \\ &\quad + \hat{\mu}_{mqr} \partial_m \partial_q \partial_r, \end{aligned} \quad (\text{A.10})$$

where the hat in the correlator $\hat{\mu}_{mqr}$ means that we are taking indices different from 1. Using equation (A.8) we get

$$\begin{aligned}
\langle X_1|X_2, \dots, X_n \rangle &= \int dX_1 X_1 P(X_1|X_2, \dots, X_n) \\
&= \langle X_1|X_2, \dots, X_n \rangle_g \\
&\quad - \frac{\mu_{111}}{6P_g(X_2, \dots, X_n)} \int dX_1 X_1 \partial_1^3 P_g(X_1, X_2, \dots, X_n) \\
&\quad - \frac{3\hat{\mu}_{1qr}}{6P_g(X_2, \dots, X_n)} \int dX_1 X_1 \partial_1 \partial_q \partial_r P_g(X_1, X_2, \dots, X_n) \\
&\quad - \frac{3\hat{\mu}_{11r}}{6P_g(X_2, \dots, X_n)} \int dX_1 X_1 \partial_1^2 \partial_r P_g(X_1, X_2, \dots, X_n) \\
&\quad - \frac{\hat{\mu}_{mqr}}{6P_g(X_2, \dots, X_n)} \int dX_1 X_1 \partial_m \partial_q \partial_r P_g(X_1, X_2, \dots, X_n) \\
&\quad + \frac{\langle X_1|X_2, \dots, X_n \rangle_g}{6P_g(X_2, \dots, X_n)} \mu_{111} \int dX_1 \partial_1^3 P_g(X_1, X_2, \dots, X_n) \\
&\quad + \frac{\langle X_1|X_2, \dots, X_n \rangle_g}{6P_g(X_2, \dots, X_n)} 3\hat{\mu}_{1qr} \int dX_1 \partial_1 \partial_q \partial_r P_g(X_1, X_2, \dots, X_n) \\
&\quad + \frac{\langle X_1|X_2, \dots, X_n \rangle_g}{6P_g(X_2, \dots, X_n)} 3\hat{\mu}_{11r} \int dX_1 \partial_1^2 \partial_r P_g(X_1, X_2, \dots, X_n) \\
&\quad + \frac{\langle X_1|X_2, \dots, X_n \rangle_g}{6P_g(X_2, \dots, X_n)} \hat{\mu}_{mqr} \int dX_1 \partial_m \partial_q \partial_r P_g(X_1, X_2, \dots, X_n),
\end{aligned} \tag{A.11}$$

that can be simplified in

$$\begin{aligned}
\langle X_1|X_2, \dots, X_n \rangle &= \int dX_1 X_1 P(X_1|X_2, \dots, X_n) \\
&= \langle X_1|X_2, \dots, X_n \rangle_g \\
&\quad + 0 \\
&\quad + \frac{\hat{\mu}_{1qr}}{2P_g(X_2, \dots, X_n)} \partial_q \partial_r P_g(X_2, \dots, X_n) \\
&\quad + 0 \\
&\quad - \frac{\hat{\mu}_{mqr}}{6P_g(X_2, \dots, X_n)} \partial_m \partial_q \partial_r \int dX_1 X_1 P_g(X_1, X_2, \dots, X_n) \\
&\quad + 0 \\
&\quad + 0 \\
&\quad + 0 \\
&\quad + \frac{\langle X_1|X_2, \dots, X_n \rangle_g}{6P_g(X_2, \dots, X_n)} \hat{\mu}_{mqr} \partial_m \partial_q \partial_r P_g(X_2, \dots, X_n).
\end{aligned} \tag{A.12}$$

Similarly,

$$\begin{aligned}
\langle X_1^2 | X_2, \dots, X_n \rangle &= \int dX_1 X_1^2 P(X_1 | X_2, \dots, X_n) \\
&= \langle X_1^2 | X_2, \dots, X_n \rangle_g \\
&\quad + \frac{\hat{\mu}_{1qr}}{P_g(X_2, \dots, X_n)} \partial_q \partial_r \int dX_1 X_1 P_g(X_1, X_2, \dots, X_n) \\
&\quad - \frac{\hat{\mu}_{11r}}{P_g(X_2, \dots, X_n)} \partial_r P_g(X_2, \dots, X_n) \\
&\quad - \frac{\hat{\mu}_{mqr}}{6P_g(X_2, \dots, X_n)} \partial_m \partial_q \partial_r \int dX_1 X_1^2 P_g(X_1, X_2, \dots, X_n) \\
&\quad + \frac{\langle X_1^2 | X_2, \dots, X_n \rangle_g}{6P_g(X_2, \dots, X_n)} \hat{\mu}_{mqr} \partial_m \partial_q \partial_r P_g(X_2, \dots, X_n).
\end{aligned} \tag{A.13}$$

B Cumulants at second-order

In Appendix A we have showed how to calculate the average of a stochastic variable which is conditioned by a number of other variables, taking into account its non-Gaussian nature.

In this Appendix we apply such a technique to compute the average of $\vec{\nabla} \Phi$ on the peak up to second-order. This amounts to using (A.12), which requires the knowledge of the the cumulants $\mu_{mqr} = \langle X_m X_q X_r \rangle$, where the X_i range among the seven Gaussian variables δ , $\vec{\nabla}_i \Phi$, and $\vec{\nabla}_i \delta$ ($i = 1, 2, 3$). Here we are omitting the dependence on r and t as the variables are all evaluated at the same point. Because of rotational invariance, the only non vanishing cumulants are

$$\begin{aligned}
&\langle \delta(\vec{r}, t) \delta(\vec{r}, t) \delta(\vec{r}, t) \rangle, \quad \langle \delta(\vec{r}, t) \nabla_i \Phi(\vec{r}, t) \nabla_j \Phi(\vec{r}, t) \rangle, \\
&\langle \delta(\vec{r}, t) \nabla_i \Phi(\vec{r}, t) \nabla_j \delta(\vec{r}, t) \rangle, \quad \langle \delta(\vec{r}, t) \nabla_i \delta(\vec{r}, t) \nabla_j \delta(\vec{r}, t) \rangle.
\end{aligned} \tag{B.1}$$

We show the explicit computation of one of them, the others are calculated in a similar fashion. Let us take for example $\langle \delta \nabla_i \Phi \nabla_j \delta \rangle$. Going to Fourier space we have

$$\begin{aligned}
\langle \delta \nabla_i \Phi \nabla_j \delta \rangle &= \int \frac{d^3 k_1}{(2\pi)^3} \frac{d^3 k_2}{(2\pi)^3} \frac{d^3 k_3}{(2\pi)^3} \frac{d^3 q}{(2\pi)^3} \left[\langle \delta(\vec{q}) \delta(\vec{k}_1 - \vec{q}) \delta(\vec{k}_2) \delta(\vec{k}_3) \rangle F_2(\vec{q}, \vec{k}_1 - \vec{q}) + \right. \\
&\quad \left. + \text{cyc.} \right] \left(i \alpha \frac{k_{2i}}{k_2^2} \right) (-i k_{3j}) e^{-i(\vec{k}_1 + \vec{k}_2 + \vec{k}_3) \cdot \vec{r}} \\
&= \alpha \int \frac{d^3 k_2}{(2\pi)^3} \frac{d^3 k_3}{(2\pi)^3} P(k_2) P(k_3) 2F_2(\vec{k}_2, \vec{k}_3) \left(\frac{k_{2i} k_{3j}}{k_2^2} \right) \\
&\quad - \alpha \int \frac{d^3 k_1}{(2\pi)^3} \frac{d^3 k_3}{(2\pi)^3} P(k_1) P(k_3) 2F_2(\vec{k}_1, \vec{k}_3) \left(\frac{(k_{1i} + k_{3i}) k_{3j}}{|\vec{k}_1 + \vec{k}_3|^2} \right) + \\
&\quad - \alpha \int \frac{d^3 k_1}{(2\pi)^3} \frac{d^3 k_2}{(2\pi)^3} P(k_1) P(k_2) 2F_2(\vec{k}_1, \vec{k}_2) \left(\frac{k_{2i} (k_{1j} + k_{2j})}{k_2^2} \right),
\end{aligned} \tag{B.2}$$

where we have used the usual standard perturbation theory kernel

$$F_2(\vec{q}_1, \vec{q}_2) = \frac{5}{7} + \frac{1}{2} \frac{\vec{q}_1 \cdot \vec{q}_2}{q_1 q_2} \left(\frac{q_1}{q_2} + \frac{q_2}{q_1} \right) + \frac{2}{7} \left(\frac{\vec{q}_1 \cdot \vec{q}_2}{q_1 q_2} \right)^2 \tag{B.3}$$

and the Poisson equation

$$\nabla^2 \bar{\Phi} = \alpha \delta. \quad (\text{B.4})$$

Let us define A by

$$\langle \delta \nabla_i \bar{\Phi} \nabla_j \delta \rangle = A \delta_{ij}. \quad (\text{B.5})$$

By taking the trace we get

$$A = -\frac{\alpha}{3} \int \frac{dk_1}{2\pi^2} \frac{dk_2}{(2\pi)^2} k_1^2 k_2^2 P(k_1) P(k_2) \int d\mu 2F_2(\vec{k}_1, \vec{k}_2) \left[1 + \frac{(\vec{k}_1 + \vec{k}_2) \cdot \vec{k}_2}{|\vec{k}_1 + \vec{k}_2|^2} \right], \quad (\text{B.6})$$

where $\mu = \cos \theta$, being θ the angle between \vec{k}_1 and \vec{k}_2 . We can now integrate over μ and obtain

$$A = -\alpha \frac{17}{21} \int \frac{dk_1}{2\pi^2} \frac{dk_2}{2\pi^2} k_1^2 k_2^2 P(k_1) P(k_2) = -\alpha \frac{17}{21} \sigma_0^4. \quad (\text{B.7})$$

A similar calculation of the other cumulants gives

$$\langle \delta \delta \delta \rangle = \frac{34}{7} \sigma_0^4, \quad (\text{B.8})$$

$$\langle \delta \nabla_i \bar{\Phi} \nabla_j \bar{\Phi} \rangle = \frac{\alpha^2}{3} \mathcal{K}_1 \delta_{ij}, \quad (\text{B.9})$$

$$\langle \delta \nabla_i \bar{\Phi} \nabla_j \delta \rangle = -\alpha \frac{17}{21} \sigma_0^4 \delta_{ij}, \quad (\text{B.10})$$

$$\langle \nabla_i \bar{\Phi} \nabla_l \bar{\Phi} \nabla_l \nabla_j \bar{\Phi} \rangle = -\frac{\alpha}{2} \langle \delta \nabla_i \bar{\Phi} \nabla_j \bar{\Phi} \rangle = -\frac{\alpha^3}{6} \mathcal{K}_1 \delta_{ij}, \quad (\text{B.11})$$

$$\langle \nabla_i \delta \nabla_l \bar{\Phi} \nabla_l \nabla_j \bar{\Phi} \rangle = -\frac{\alpha^2}{3} \mathcal{K}_2 \delta_{ij}. \quad (\text{B.12})$$

Here we have defined the quantities

$$\begin{aligned} \mathcal{K}_1 &= \int \frac{dk_1 dk_2}{4\pi^4} P(k_1) P(k_2) \times \\ &\times \left[\frac{5 \left[2k_1 k_2 (k_1^2 + k_2^2) (3k_1^4 - 14k_1^2 k_2^2 + 3k_2^4) + 3(k_1^2 - k_2^2)^4 \left(\log \frac{|k_1 - k_2|}{k_1 + k_2} \right) \right]}{168 k_1^3 k_2^3} \right], \\ \mathcal{K}_2 &= \int \frac{dk_1 dk_2}{4\pi^4} P(k_1) P(k_2) \left[\frac{7}{5} k_1^2 k_2^2 + \right. \\ &\left. + (k_1^2 + k_2^2) \frac{5 \left[2k_1 k_2 (k_1^2 + k_2^2) (3k_1^4 - 14k_1^2 k_2^2 + 3k_2^4) + 3(k_1^2 - k_2^2)^4 \left(\log \frac{|k_1 - k_2|}{k_1 + k_2} \right) \right]}{336 k_1^3 k_2^3} \right]. \end{aligned} \quad (\text{B.13})$$

These quantities are finite: the integrand is finite for $k_1 \rightarrow k_2$, and for k_1 or $k_2 \rightarrow 0$ the power spectra lead to a finite result.

We are now ready to compute the average of $\vec{\nabla} \bar{\Phi}$ up to second-order. We use (A.12) which contains the Gaussian probabilities, encoded by the covariance matrix for the variables $(\delta, \vec{\nabla} \bar{\Phi}, \vec{\nabla} \delta)$ (we understand the symmetric components of the covariance matrix)

$$\mathcal{C} = \begin{pmatrix} \sigma_0^2 & \vec{0} & \vec{0} \\ \frac{\alpha^2}{3} \sigma_{-1}^2 \mathbb{1}_3 & -\frac{\alpha}{3} \sigma_0^2 \mathbb{1}_3 & \\ & & \frac{1}{3} \sigma_1^2 \mathbb{1}_3 \end{pmatrix}. \quad (\text{B.14})$$

By using (B.5) for all the cumulants we find

$$\begin{aligned}\langle \vec{\nabla} \Phi \rangle_{\text{pk}} &= -\alpha \frac{\sigma_0^2}{\sigma_1^2} \vec{\nabla} \delta + \frac{\delta \vec{\nabla} \delta}{\sigma_0^2 \sigma_1^2} \left(\langle \delta \vec{\nabla} \Phi \cdot \vec{\nabla} \delta \rangle + \alpha \langle \delta \vec{\nabla} \delta \cdot \vec{\nabla} \delta \rangle \frac{\sigma_0^2}{\sigma_1^2} \right) \\ &= -\alpha \frac{\sigma_0^2}{\sigma_1^2} \vec{\nabla} \delta + \alpha \frac{31}{21} \frac{\sigma_0^2}{\sigma_1^2} \delta \vec{\nabla} \delta.\end{aligned}\tag{B.15}$$

In a similar fashion, we can compute the covariance

$$\begin{aligned}\langle \nabla_i \Phi \cdot \nabla_j \Phi \rangle_{\text{pk}} &= \frac{1}{3} \delta_{ij} \left[\alpha^2 \left(\sigma_{-1}^2 - \frac{\sigma_0^4}{\sigma_1^2} \right) \right. \\ &\quad \left. + \langle \delta \vec{\nabla} \Phi \cdot \vec{\nabla} \Phi \rangle \frac{\delta_{\text{pk}}}{\sigma_0^2} + \alpha^2 \langle \delta \vec{\nabla} \delta \cdot \vec{\nabla} \delta \rangle \delta_{\text{pk}} \frac{\sigma_0^2}{\sigma_1^4} + 2\alpha \langle \delta \vec{\nabla} \Phi \cdot \vec{\nabla} \delta \rangle \frac{\delta_{\text{pk}}}{\sigma_1^2} \right] = \\ &= \frac{\alpha^2}{3} \delta_{ij} \left[\left(\sigma_{-1}^2 - \frac{\sigma_0^4}{\sigma_1^2} \right) + \delta_{\text{pk}} \left(\mathcal{K}_1 \frac{1}{\sigma_0^2} - \frac{20}{21} \frac{\sigma_0^4}{\sigma_1^2} \right) \right].\end{aligned}\tag{B.16}$$

C The peak force

In this section we report the intermediate results needed to compute the conditioned expected value $\langle \delta(\vec{r}', t) | \vec{\psi}(\vec{r}, t), \text{pk} \rangle$ appearing in (5.5).

The formula needed to compute this conditioned probability is again (A.12). In this case, differently from what discussed in the previous section, also $\delta(\vec{r}')$ (or, shortly, δ') appears among the variables and hence in the covariance matrix. In order to write down the new covariance matrix corresponding to (B.14) we order the variables as $\{\delta(\vec{r}'), \delta(\vec{r}), \vec{\nabla} \Phi(\vec{r}), \vec{\nabla} \delta(\vec{r})\}$ and we denote $\vec{\ell} = (\vec{r}' - \vec{r})$, so that the covariance matrix reads

$$\mathcal{C} = \begin{pmatrix} \sigma_0^2 & \xi(\ell) & \eta(\ell) \vec{\ell} & -\frac{d\xi(\ell)}{d\ell} \frac{\vec{\ell}}{\ell} \\ & \sigma_0^2 & \vec{0} & \vec{0} \\ & & \frac{1}{3} \sigma_{-1}^2 \mathbb{1}_3 & \frac{1}{3} \sigma_0^2 \mathbb{1}_3 \\ & & & \frac{1}{3} \sigma_1^2 \mathbb{1}_3 \end{pmatrix},\tag{C.1}$$

where we have defined

$$\xi(r) = \int \frac{d^3 k}{(2\pi)^3} P(k) j_0(kr),\tag{C.2}$$

$$\eta(r) = \int \frac{d^3 k}{(2\pi)^3} P(k) \frac{j_1(kr)}{kr},\tag{C.3}$$

and $j_n(x)$ are the spherical Bessel functions. The following formulæ for their integrals over the solid angle will be needed:

$$\int d^3 r \frac{r_i r_j}{r^3} \frac{1}{r} \frac{d\xi}{dr} = -\frac{4\pi}{3} \sigma_0^2 \delta_{ij},\tag{C.4}$$

$$\int d^3 r \frac{r_i r_j}{r^3} \eta(r) = \frac{4\pi}{3} \sigma_{-1}^2 \delta_{ij}.\tag{C.5}$$

We can now write down the final result after the application of (A.12). We mark in blue the terms that vanish with the subsequent integration $\int d^3\ell \vec{\ell}$. We also denote the cumulants with a compact notation, so that for example $\mu_{\delta'\vec{\psi}\vec{\nabla}\delta} = \langle \delta(\vec{r}') \vec{\psi}(\vec{r}) \cdot \vec{\nabla}\delta(\vec{r}) \rangle$.

$$\begin{aligned}
\langle \delta(\vec{r}', t) | \vec{\psi}(\vec{r}, t), \delta, \vec{\nabla}\delta \rangle &= \frac{\delta_1}{\sigma_0^2} \xi(\ell) - \frac{3}{\sigma_0^4 - \sigma_1^2 \sigma_{-1}^2} \left(\sigma_1^2 \eta(\ell) + \sigma_0^2 \frac{1}{\ell} \frac{d\xi}{d\ell} \right) \vec{\ell} \cdot \vec{\psi}_1 \\
&+ \frac{3}{\sigma_0^4 - \sigma_1^2 \sigma_{-1}^2} \left(\sigma_{-1}^2 \frac{1}{\ell} \frac{d\xi}{d\ell} + \sigma_0^2 \eta(\ell) \right) \vec{\ell} \cdot \vec{\nabla}\delta_1 + \frac{1}{2} \mu_{\delta'\delta\delta} \frac{1}{\sigma_0^2} \left(\frac{\delta_1^2}{\sigma_0^2} - 1 \right) \\
&+ 3 \vec{\mu}_{\delta'\delta\vec{\psi}} \cdot \left[\vec{\nabla}\delta_1 - \frac{\sigma_1^2}{\sigma_0^2} \vec{\psi}_1 \right] \frac{\delta_1}{\sigma_0^4 - \sigma_1^2 \sigma_{-1}^2} + 3 \vec{\mu}_{\delta'\delta\vec{\nabla}\delta} \cdot \left[\vec{\psi}_1 - \frac{\sigma_{-1}^2}{\sigma_0^2} \vec{\nabla}\delta_1 \right] \frac{\delta_1}{\sigma_0^4 - \sigma_1^2 \sigma_{-1}^2} \\
&+ \frac{1}{2} \mu_{\delta'\vec{\psi}\vec{\psi}} \left[\frac{3(\sigma_0^2 \vec{\nabla}\delta_1 - \sigma_1^2 \vec{\psi}_1)^2}{(\sigma_0^4 - \sigma_1^2 \sigma_{-1}^2)^2} + \frac{\sigma_1^2}{\sigma_0^4 - \sigma_1^2 \sigma_{-1}^2} \right] + \frac{1}{2} \mu_{\delta'\vec{\nabla}\delta\vec{\nabla}\delta} \left[\frac{3(\sigma_{-1}^2 \vec{\nabla}\delta_1 - \sigma_0^2 \vec{\psi}_1)^2}{(\sigma_0^4 - \sigma_1^2 \sigma_{-1}^2)^2} + \frac{\sigma_{-1}^2}{\sigma_0^4 - \sigma_1^2 \sigma_{-1}^2} \right] \\
&- \mu_{\delta'\vec{\psi}\vec{\nabla}\delta} \left[\frac{3\sigma_0^2 (\sigma_1^2 |\vec{\psi}_1|^2 + \sigma_{-1}^2 |\vec{\nabla}\delta_1|^2) - 3\vec{\nabla}\delta_1 \cdot \vec{\psi}_1 (\sigma_0^4 + \sigma_1^2 \sigma_{-1}^2) + \frac{\sigma_0^2}{\sigma_0^4 - \sigma_1^2 \sigma_{-1}^2}}{(\sigma_0^4 - \sigma_1^2 \sigma_{-1}^2)^2} \right] \\
&+ \frac{1}{2} \mu_{\delta\delta\delta} \frac{1}{\sigma_0^4} \left(1 - \frac{\delta_1^2}{\sigma_0^2} \right) \xi(\ell) + \frac{1}{2} \mu_{\delta\vec{\psi}\vec{\psi}} \left\{ \frac{6\delta_1}{(\sigma_0^4 - \sigma_1^2 \sigma_{-1}^2)^2} \left[\frac{1}{\ell} \frac{d\xi(\ell)}{d\ell} \sigma_0^2 + \eta(\ell) \sigma_1^2 \right] \vec{\ell} \cdot \left[\vec{\nabla}\delta_1 - \frac{\sigma_1^2}{\sigma_0^2} \vec{\psi}_1 \right] \right. \\
&\quad \left. - \frac{3\xi(\ell) \sigma_0^2}{(\sigma_0^4 - \sigma_1^2 \sigma_{-1}^2)^2} \left[\vec{\nabla}\delta_1 - \frac{\sigma_1^2}{\sigma_0^2} \vec{\psi}_1 \right]^2 - \frac{\xi(\ell) \sigma_1^2}{\sigma_0^2 (\sigma_0^4 - \sigma_1^2 \sigma_{-1}^2)} \right\} \\
&+ \mu_{\delta\vec{\psi}\vec{\nabla}\delta} \left\{ \frac{3\delta_1 (\sigma_0^4 + \sigma_1^2 \sigma_{-1}^2)}{\sigma_0^2 (\sigma_0^4 - \sigma_1^2 \sigma_{-1}^2)^2} \vec{\ell} \cdot \left(\frac{1}{\ell} \frac{d\xi}{d\ell} \vec{\psi}_1 - \eta(\ell) \vec{\nabla}\delta_1 \right) + \frac{6\delta_1}{(\sigma_0^4 - \sigma_1^2 \sigma_{-1}^2)^2} \vec{\ell} \cdot \left[\sigma_1^2 \eta(\ell) \vec{\psi}_1 - \sigma_{-1}^2 \frac{1}{\ell} \frac{d\xi(\ell)}{d\ell} \vec{\nabla}\delta_1 \right] \right. \\
&\quad \left. + \frac{3\xi(\ell)}{\sigma_0^2 (\sigma_0^4 - \sigma_1^2 \sigma_{-1}^2)^2} \left[\sigma_0^2 (\sigma_1^2 |\vec{\psi}_1|^2 + \sigma_{-1}^2 |\vec{\nabla}\delta_1|^2) - (\sigma_0^4 + \sigma_1^2 \sigma_{-1}^2) \vec{\psi}_1 \cdot \vec{\nabla}\delta_1 \right] + \frac{\xi(\ell)}{\sigma_0^4 - \sigma_1^2 \sigma_{-1}^2} \right\} \\
&+ \frac{1}{2} \mu_{\delta\vec{\nabla}\delta\vec{\nabla}\delta} \left\{ \frac{6\delta_1}{(\sigma_0^4 - \sigma_1^2 \sigma_{-1}^2)^2} \left[\sigma_{-1}^2 \frac{1}{\ell} \frac{d\xi(\ell)}{d\ell} + \sigma_0^2 \eta(\ell) \right] \vec{\ell} \cdot \left[\frac{\sigma_{-1}^2}{\sigma_0^2} \vec{\nabla}\delta_1 - \vec{\psi}_1 \right] \right. \\
&\quad \left. - \frac{3\xi(\ell) \sigma_0^2}{(\sigma_0^4 - \sigma_1^2 \sigma_{-1}^2)^2} \left[\frac{\sigma_{-1}^2}{\sigma_0^2} \vec{\nabla}\delta_1 - \vec{\psi}_1 \right]^2 - \frac{\xi(\ell) \sigma_{-1}^2}{\sigma_0^2 (\sigma_0^4 - \sigma_1^2 \sigma_{-1}^2)} \right\}.
\end{aligned}$$

After performing the integral prescribed in (5.5), we obtain the result (5.6).

In (5.6) there are two cumulants containing $\delta(\vec{r}')$, $\vec{\mu}_{\delta'\delta\vec{\psi}}$ and $\vec{\mu}_{\delta'\delta\vec{\nabla}\delta}$. We report here the result of the integrals

$$\int d\ell \frac{\vec{\ell}}{\ell} \cdot \langle \delta(\vec{r}') \delta(\vec{r}) \vec{\psi}(\vec{r}) \rangle = -\frac{1}{2} \mathcal{K}_1 + \frac{10}{21} \sigma_0^2 \sigma_{-1}^2, \quad (\text{C.6})$$

$$\int d\ell \frac{\vec{\ell}}{\ell} \cdot \langle \delta(\vec{r}') \delta(\vec{r}) \vec{\nabla}\delta(\vec{r}) \rangle = \frac{17}{21} \sigma_0^4, \quad (\text{C.7})$$

where \mathcal{K}_1 is defined in (B.13).

References

- [1] S. D. M. White and M. J. Rees, *Core condensation in heavy halos: A Two stage theory for galaxy formation and clusters*, Mon. Not. Roy. Astron. Soc. **183** (1978) 341–358.
- [2] N. Kaiser, *On the Spatial correlations of Abell clusters*, Astrophys. J. **284** (1984) L9–L12.
- [3] V. Desjacques, M. Crocce, R. Scoccimarro, and R. K. Sheth, *Modeling scale-dependent bias on the baryonic acoustic scale with the statistics of peaks of Gaussian random fields*, Phys. Rev. **D82** (2010) 103529, [[arXiv:1009.3449](https://arxiv.org/abs/1009.3449)].

- [4] T. Lazeyras, M. Musso, and V. Desjacques, *Lagrangian bias of generic LSS tracers*, [arXiv:1512.05283](#).
- [5] J. N. Fry, *The Evolution of Bias*, *Astrophys. J.* **461** (1996) L65.
- [6] M. Tegmark and P. J. E. Peebles, *The Time evolution of bias*, *Astrophys. J.* **500** (1998) L79, [[astro-ph/9804067](#)].
- [7] A. Elia, S. Kulkarni, C. Porciani, M. Pietroni, and S. Matarrese, *Modeling the clustering of dark-matter haloes in resummed perturbation theories*, *Mon. Not. Roy. Astron. Soc.* **416** (2011) 1703–1716, [[arXiv:1012.4833](#)].
- [8] K. C. Chan, R. Scoccimarro, and R. K. Sheth, *Gravity and Large-Scale Non-local Bias*, *Phys. Rev.* **D85** (2012) 083509, [[arXiv:1201.3614](#)].
- [9] M. Davis and P. J. E. Peebles, *On the integration of the BBGKY equations for the development of strongly nonlinear clustering in an expanding universe*, *Astrophys. J. Supp.* **34** (1977) 425.
- [10] N. Vittorio, R. Juszkiewicz, and M. Davis, *Large-scale velocity fields as a test of cosmological models*, *Nature* **323** (1986) 132.
- [11] N. Kaiser, *Clustering in real space and in redshift space*, *Mon. Not. Roy. Astron. Soc.* **227** (1987) 1–27.
- [12] E. Jennings, C. M. Baugh, and D. Hatt, *Velocity and mass bias in the distribution of dark matter haloes*, *Mon. Not. Roy. Astron. Soc.* **446** (2015) 793–802, [[arXiv:1407.7296](#)].
- [13] Y. Zheng, P. Zhang, and Y. Jing, *Determination of the large scale volume weighted halo velocity bias in simulations*, *Phys. Rev.* **D91** (2015), no. 12 123512, [[arXiv:1410.1256](#)].
- [14] E. Jennings and D. Jennings, *Non-linear stochastic growth rates and redshift space distortions*, *Mon. Not. Roy. Astron. Soc.* **449** (2015), no. 4 3407–3419, [[arXiv:1502.02052](#)].
- [15] Y. Yu, J. Zhang, Y. Jing, and P. Zhang, *Kriging Interpolating Cosmic Velocity Field*, [arXiv:1505.06827](#).
- [16] E. Jennings and R. H. Wechsler, *Disentangling redshift-space distortions and nonlinear bias using the 2D power spectrum*, [arXiv:1508.01803](#).
- [17] C.-T. Chiang, *Position-dependent power spectrum: a new observable in the large-scale structure*. PhD thesis, 2015. [arXiv:1508.03256](#).
- [18] W. J. Percival and M. White, *Testing cosmological structure formation using redshift-space distortions*, *Mon. Not. Roy. Astron. Soc.* **393** (2009) 297, [[arXiv:0808.0003](#)].
- [19] T. Baldauf, V. Desjacques, and U. Seljak, *Velocity bias in the distribution of dark matter halos*, [arXiv:1405.5885](#).
- [20] J. M. Bardeen, J. R. Bond, N. Kaiser, and A. S. Szalay, *The Statistics of Peaks of Gaussian Random Fields*, *Astrophys. J.* **304** (1986) 15–61.
- [21] V. Desjacques and R. K. Sheth, *Redshift space correlations and scale-dependent stochastic biasing of density peaks*, *Phys. Rev.* **D81** (2010) 023526, [[arXiv:0909.4544](#)].
- [22] M. Biagetti, V. Desjacques, A. Kehagias, and A. Riotto, *Halo velocity bias*, *Phys. Rev.* **D90** (2014), no. 10 103529, [[arXiv:1408.0293](#)].
- [23] J. N. Fry and E. Gaztanaga, *Biasing and hierarchical statistics in large scale structure*, *Astrophys. J.* **413** (1993) 447–452, [[astro-ph/9302009](#)].
- [24] Y. L. Klimontovich, *The Statistical Theory of Non-Equilibrium Processes in a Plasma*. MIT press, Cambridge, 1967.
- [25] V. Assassi, D. Baumann, D. Green, and M. Zaldarriaga, *Renormalized Halo Bias*, *JCAP* **1408** (2014) 056, [[arXiv:1402.5916](#)].

- [26] J. C. Collins, *Renormalization*. Cambridge University Press, 1984.
- [27] A. Kehagias and A. Riotto, *Symmetries and Consistency Relations in the Large Scale Structure of the Universe*, *Nucl. Phys.* **B873** (2013) 514–529, [[arXiv:1302.0130](#)].
- [28] C.-P. Ma and E. Bertschinger, *A Cosmological kinetic theory for the evolution of cold dark matter halos with substructure: Quasilinear theory*, *Astrophys. J.* **612** (2004) 28–49, [[astro-ph/0311049](#)].
- [29] T. Baldauf, U. Seljak, R. E. Smith, N. Hamaus, and V. Desjacques, *Halo stochasticity from exclusion and nonlinear clustering*, *Phys. Rev.* **D88** (2013), no. 8 083507, [[arXiv:1305.2917](#)].
- [30] V. Desjacques, *Baryon acoustic signature in the clustering of density maxima*, *Phys. Rev.* **D78** (2008) 103503, [[arXiv:0806.0007](#)].
- [31] A. D. Ludlow and C. Porciani, *The Peaks Formalism and the Formation of Cold Dark Matter Haloes*, *Mon. Not. Roy. Astron. Soc.* **413** (2011) 1961–1972, [[arXiv:1011.2493](#)].
- [32] Y. Zheng, P. Zhang, and Y. Jing, *Sampling artifact in volume weighted velocity measurement. II. Detection in simulations and comparison with theoretical modeling*, *Phys. Rev.* **D91** (2015), no. 4 043523, [[arXiv:1409.6809](#)].
- [33] T. Buchert and A. Dominguez, *Adhesive gravitational clustering*, *Astron. Astrophys.* **438** (2005) 443–460, [[astro-ph/0502318](#)].
- [34] K. C. Chan, *Halo Profile Evolution and Velocity Bias*, [[arXiv:1507.04753](#)].
- [35] J. R. Bond and S. T. Myers, *The Hierarchical peak patch picture of cosmic catalogs. 1. Algorithms*, *Astrophys. J. Suppl.* **103** (1996) 1.
- [36] J. R. Bond, S. Cole, G. Efstathiou, and N. Kaiser, *Excursion set mass functions for hierarchical Gaussian fluctuations*, *Astrophys. J.* **379** (Oct., 1991) 440–460.
- [37] M. Maggiore and A. Riotto, *The Halo mass function from excursion set theory. III. Non-Gaussian fluctuations*, *Astrophys. J.* **717** (2010) 526–541, [[arXiv:0903.1251](#)].
- [38] E. Jennings, C. M. Baugh, and D. Hatt, *Velocity and mass bias in the distribution of dark matter haloes*, *Mon. Not. Roy. Astron. Soc.* **446** (2015) 793–802, [[arXiv:1407.7296](#)].
- [39] A. S. Szalay, *Constraints on the biasing of density fluctuations*, *Astrophys. J.* **333** (Oct., 1988) 21–23.