

VERITAS Observations under Bright Moonlight

Sean Griffin* for the VERITAS collaboration[†]

McGill University

E-mail: griffins@physics.mcgill.ca

The presence of moonlight is usually a limiting factor for imaging atmospheric Cherenkov telescopes due to the high sensitivity of the camera photomultiplier tubes (PMTs). In their standard configuration, the extra noise limits the sensitivity of the experiment to gamma-ray signals and the higher PMT currents also accelerates PMT aging. Since fall 2012, observations have been carried out with VERITAS under bright moonlight (Moon illumination > 35%), in two observing modes, by reducing the voltage applied to the PMTs and with UV bandpass filters, which allow observations up to ~ 80% Moon illumination resulting in 29% more observing time over the course of the year. In this presentation, we provide details of these new observing modes and their performance relative to the standard VERITAS observations.

*The 34th International Cosmic Ray Conference,
30 July- 6 August, 2015
The Hague, The Netherlands*

*Speaker.

[†]veritas.sao.arizona.edu

1. A Brief History of Observing Under Moonlight

For imaging atmospheric Cherenkov telescopes (IACTs), the increased sky brightness due to the Moon has always been a limiting factor in the amount of observing time available. Historically, IACTs were limited to observing during moonless nights. To circumvent these limitations and increase the duty cycle of the telescopes, a number of collaborations have experimented with different methods of observing under moonlight.

The ARTEMIS experiment, designed to measure the shadowing of cosmic rays by the Moon at TeV energies [1, 2] required pointing the telescope 1-2° from the Moon and was heavily influenced by triggers due to moonlight photons. Both ARTEMIS and WHIPPLE experimented with the use of UV filters to increase the telescope’s sensitivity during moonlight. For WHIPPLE, the filters were able to increase the duty cycle of the experiment, albeit with a substantially increased energy threshold [3, 4]. In the case of ARTEMIS, this improved the sensitivity of the experiment to air showers by a factor of three [5]. The WHIPPLE collaboration also experimented with the use of solar-blind cameras [6].

The HEGRA experiment pioneered regular observations under moderate moonlight using reduced photomultiplier tube (PMT) gains [7]. The MAGIC collaboration regularly observes during both twilight and moderate moonlight using the same method [8].

In this work, we discuss two new observing modes for VERITAS based on both the reduced camera gain and filter methods of coping with moonlight.

2. The VERITAS Observing Strategy

VERITAS employs a “safety threshold” to prevent the PMTs from being damaged by large amounts of light. At all times, the mean PMT currents across each of the cameras must be less than 15 μ A. When this threshold is exceeded, the observers are instructed to power down the cameras. Prior to the advent of the Bright Moonlight Program, this limited VERITAS observations in the standard/nominal configuration (NOM) to when the Moon was less than 35% illuminated. This is a guideline more than a rule; PMT currents are a function of Moon illumination, the position of the Moon in the sky, and the telescope pointing position. Furthermore, if there are clouds in the sky, scattered moonlight can brighten the sky to the point where additional wear on the PMTs become an issue.

In order to bypass this restriction, two new observing modes have been developed. The first is the reduced high voltage (RHV) mode which allows VERITAS to operate when the Moon is \sim 35 – 65% illuminated. The second is the use of UV-bandpass filters (UVF) to block out the majority of the additional night sky background (NSB) photons present due to the Moon. In principle, the use of the filters allows VERITAS to operate through the full Moon, but the period closest the full Moon is typically used for telescope maintenance instead of science observations. The breakdown of a typical observing month is given in Figure 1.

2.1 Observing with Reduced High Voltage

In the RHV observation mode, the PMT voltages are reduced to 81% of their standard values. The VERITAS PMTs are nominally operated at an absolute gain of 2×10^5 , and the RHV settings

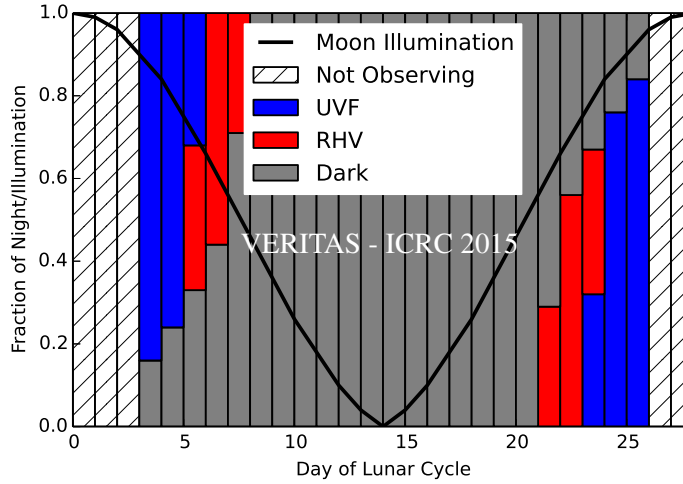


Figure 1: Breakdown of a typical observing month for VERITAS. Note that this strategy is a guideline more than a rule; observing modes are chosen based on the PMT currents at the time of observing, rather than at fixed intervals. The observing pattern at the end of the lunar cycle is inverted with respect to the start; this is due to the fact that near the start, the Moon rises partway through the observing night. Conversely, near the end of the dark run, at the start of observing the Moon is above the horizon and subsequently sets as the night progresses.

reduce this by a factor of ~ 3.2 . The effect is fewer electrons bombarding the last dynode of the PMT, which reduces the cumulative damage to the last dynode and thus the aging of the PMT.

2.2 Observing with UV Filters

Once the Moon is more than 65% illuminated, the sky is too bright to observe using the RHV strategy without damaging the PMTs. In the Johnson U - and B - bands [9], the difference in the night sky brightness between the new and full Moon is a factor of ~ 100 and ~ 19 , respectively (see [10] and references therein). While it is possible to decrease the PMT gains further, which would protect the PMT dynodes from radiation damage, it does nothing to protect the photocathode from the constant bombardment of NSB photons.

In order to overcome this limitation, UV bandpass filters are used to reduce the number of photons hitting the PMT face. The VERITAS “filter plates”, shown in Figure 2, are made of 499 individual 3-mm-thick SCHOTT UG-11 filters [11]. The transmission spectrum of the filters is shown in Figure 3. To first order, the lunar spectrum is simply reflected sunlight which is then scattered in the Earth’s atmosphere [12, 13]. Thus, a solar spectrum is also shown in the same figure alongside the Cherenkov spectrum for a 500 GeV gamma-ray at ground level.

The camera of each VERITAS telescope is equipped with 499 Winston-type light concentrators [14] which reduce the dead space between PMTs (thus increasing their effective collection area) and reject photons arriving at the focal plane that do not come from the reflector. When installed, the filter plates are “sandwiched” between the PMTs and the Winston cones. The individual filters are larger than the exit apertures of the Winston cones, so the geometry of the setup does not prevent photons from reaching the PMTs.



Figure 2: A UV filter plate. Each black circle is an individual filter. Each filter plate is installed between the Winston light-cone assembly and the PMTs.

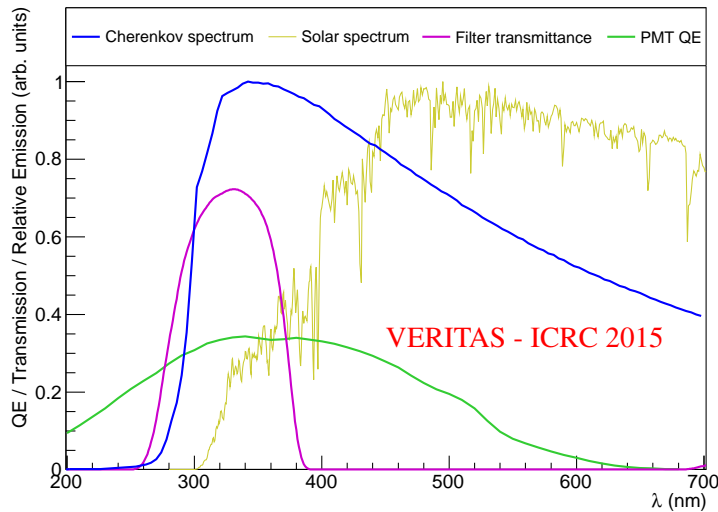


Figure 3: Transmission spectrum for the VERITAS filters alongside the solar spectrum from [17], Cherenkov spectrum for a 500 GeV gamma ray and the VERITAS PMT quantum efficiency. 96% of the Moonlight (solar) photons are rejected, but the filters still transmit 17% of the Cherenkov spectrum over the range shown here.

VERITAS uses small filters instead of one large filter for a number of reasons. Firstly, it is simpler to manufacture small filters and more cost-effective to purchase them in bulk. Secondly, in the case of an accident while installing the plates, any damaged filters can be replaced for a nominal fee, whereas replacing one large piece of glass would be prohibitively expensive.

It takes approximately 60 minutes for a three-person observing crew to install (or uninstall, depending on the night) the UV filters on the array. In order to maximise the amount of time spent observing in the higher sensitivity RHV mode the changeover is conducted during UVF time. For nights which start with UVF mode the filters are installed during the day and removed when the Moon drops below an elevation whereby, after the filter removal process, observations can be conducted in RHV mode. Conversely, if observations end in UVF mode the filters are installed after the currents exceed the limit for RHV and the filters are then removed during the day.

3. Results

In order to verify the detector model used in RHV and UVF data analysis, data from observations of the Crab nebula made while in these modes were analysed and compared to a subset of the VERITAS nominal configuration data set. These results were produced using the standard VERITAS analysis pipeline [15]. The NOM data set was selected to be data taken within a few months of when the RHV and UVF data sets were taken in order to help minimize systematic differences between the data sets.

For nominal configuration data, the sensitivity of VERITAS is $35 - 40\sigma/\sqrt{\text{hr}}$ for a Crab-like source at 70° elevation; further details on the sensitivity of VERITAS in this mode can be found in [16]. For the analysis presented here, data were analysed using standard VERITAS gamma-hadron separation cuts, optimized *a priori* on the Crab nebula. The energy threshold for NOM data set presented in this work is ~ 140 GeV. Note that VERITAS cuts are optimized for sensitivity and not energy threshold.

The analysis of RHV Crab data was performed using similar cuts but with a smaller threshold on the image brightness to account for the reduced pulse heights. The resulting sensitivity is $37\sigma/\sqrt{\text{hr}}$, with a slightly higher mean energy threshold of ~ 160 GeV.

A good measure of the robustness of the observing mode against increased noise is the correlation between sky brightness (which is directly proportional to the NSB rate), and the run-by-run sensitivity. A good proxy for the sky brightness is the mean PMT current; this is because for typical light levels the signal produced by a PMT is linearly proportional to the number of photons arriving at the PMT's photocathode. The run-wise sensitivity versus mean camera current has been plotted in Figure 4. There is a small anti-correlation for the RHV observing mode (correlation coefficient -0.3) indicating that the sensitivity is dependent on the sky brightness, but not heavily. For the NOM analysis, intuitively one expects the sensitivity to decrease with increasing sky brightness, but the spread in the PMT currents for the NOM data shown here is too small to quantify the anti-correlation.

The UVF Crab data have a significantly lower sensitivity, $18\sigma/\sqrt{\text{hr}}$ on average, and has a strong anti-correlation between sensitivity and the sky brightness (correlation coefficient of -0.7). The analysis energy threshold for the UVF observing mode is also higher, ranging from 250 GeV to 400 GeV depending on the sky brightness for similar zenith angles. This means that care must

be taken when selecting targets for observations with UV filters; this observing mode is best suited for strong, hard-spectrum sources (e.g. pulsar wind nebulae or hard-spectrum blazars).

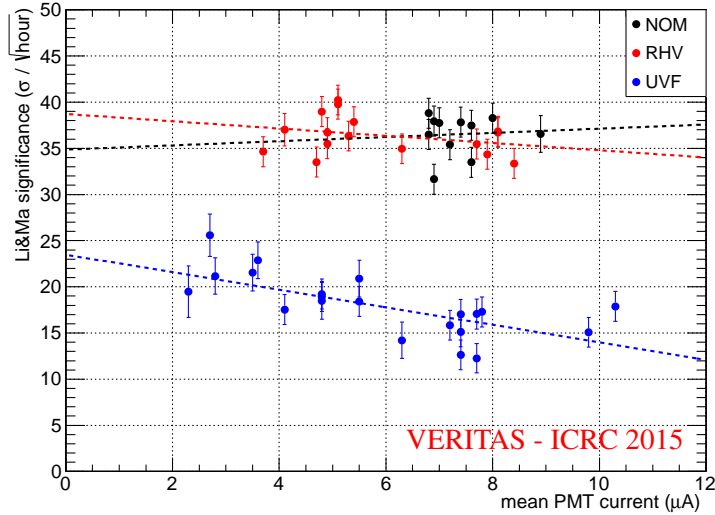


Figure 4: Run-wise sensitivity of the three different data sets presented in this work. All the runs were taken at elevations above 65° . The three lines are fits to indicate the general trend; the fit to the NOM data set has a slope which is consistent with zero.

An example of effective areas used to analyse data from the new observing modes is shown in Figure 5 and the corresponding energy spectra from data taken on the Crab nebula are shown in Figure 6. The curved power law from the MAGIC collaboration [18] is shown for reference. The three data sets agree very well below 4 TeV; the UVF data set has one spectral point that is statistically inconsistent with the others. This is likely due to poor statistics at higher energies, as it is only this spectral bin that is in disagreement. The data presented here are the result of 5.3 hours of observing in the standard configuration, 7.8 hours of RHV data, and 8.9 hours of UVF data.

The bright moonlight observing mode systematic uncertainties due to mirror reflectivity, uncertainty in the atmosphere, and telescope optical point spread function are the same as those reported for standard observations. The current overall systematic uncertainty for the bright moonlight modes is under investigation, but it is conservatively estimated to be 30% on the flux normalization and 0.3 on the spectral index. This is 50% more than the standard VERITAS systematic uncertainties.

4. Outlook

The first science product of the VERITAS Bright Moonlight Program was the detection of the blazar *1ES 1727+502* in a flaring state during RHV observations [20]. This was the first detection of variability in this object. This is a flare that otherwise would have gone unnoticed, thus demonstrating one of the benefits of increased observing time. Another interesting program, made possible entirely of by the Bright Moonlight Program is an attempt to measure the positron fraction by observing the cosmic ray shadow due to the Moon [21].

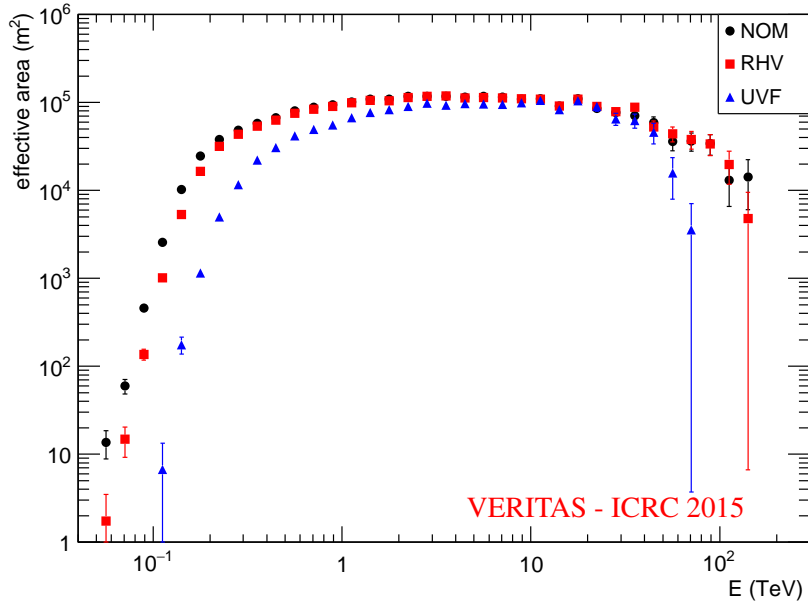


Figure 5: Example effective areas for the three observing modes at 20° zenith angle. For UVF, the cutoff at high energies is likely due to limited statistics; only half as many showers were used in generating the UVF effective areas as were used for NOM and RHV. This does not affect the analysis here since the highest UVF spectral point is well below this limit.

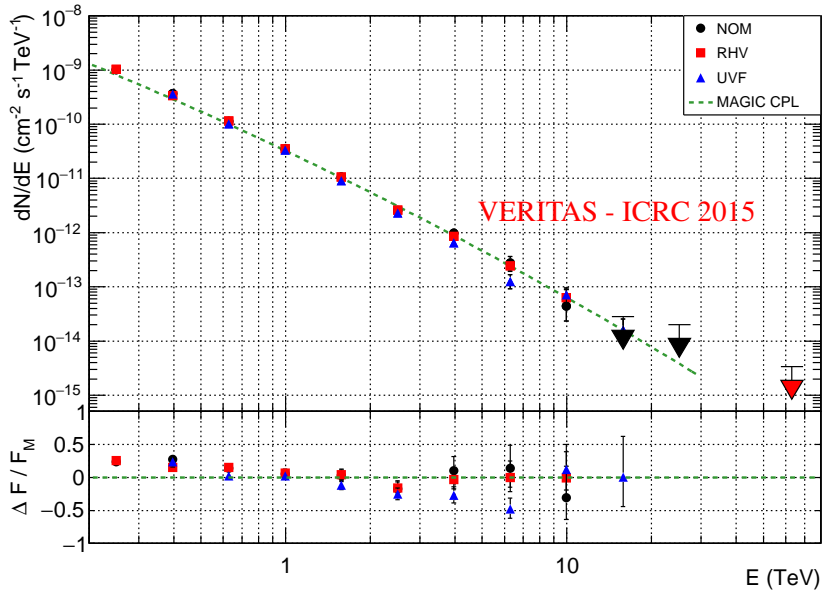


Figure 6: Top: Crab nebula spectra resulting from the NOM, RHV, and UVF data sets. The curved power law from [18] is also indicated. The upper limits are at the 95% confidence level. **Bottom:** Residuals of the three data sets from the curved power law from [18]. The upper limits have intentionally been omitted for clarity.

Two new observing modes for VERITAS have been presented. The RHV mode provides a 13% boost in yearly exposure above 250 GeV and the UVF mode provides a 16% boost in yearly exposure above 500 GeV. This additional observing time has been used to increase the livetime of the experiment, allowing for deeper exposures, triggering or following up on astrophysical transient events, and the pursuit of new science goals.

Acknowledgments

This research is supported by grants from the U.S. Department of Energy Office of Science, the U.S. National Science Foundation and the Smithsonian Institution, and by NSERC in Canada. We acknowledge the excellent work of the technical support staff at the Fred Lawrence Whipple Observatory and at the collaborating institutions in the construction and operation of the instrument. The VERITAS Collaboration is grateful to Trevor Weekes for his seminal contributions and leadership in the field of VHE gamma-ray astrophysics, which made this study possible.

References

- [1] M. Urban et al., *Can we detect antimatter from other galaxies by the use of the Earth's magnetic field and the Moon as an absorber?*, *Nuclear Physics B Proc. Supp.* **14** (2) p.223-236, 1990
- [2] D. Pomarède et al., *Search for shadowing of primary cosmic radiation by the Moon at TeV energies*, *Astropart. Phys.* **2** (4) p.287-317, 2001
- [3] M. Chantell et al., *Gamma-Ray Observations in Moonlight with the Whipple Atmospheric Cherenkov Hybrid Camera*, *Proc. of the 24th International Cosmic Ray Conference* **2** p.544, 1995
- [4] M. C. Chantell, *A hybrid version of the Whipple observatory's air Cherenkov imaging camera for use in moonlight*, *Astropart. Phys.* **6** (2) p.205-214, 1997
- [5] D. Pomarède et al., *A new optical filter for the ARTEMIS experiment*, *NIMPA* **446** (3) p.468-489, 2000
- [6] M. Urban et al., *The use of an ultra-violet camera in the atmospheric Cherenkov technique*, *NIMPA* **368** p.503-511, 1996
- [7] D. Kranich et al., *TeV γ -ray observations of the Crab and Mkn 501 during moonshine and twilight*, *Astropart. Phys.* **12** (1-2) p.65-74, 1999 [[astro-ph/9901330](#)]
- [8] J. Albert et al., *Very high energy gamma-ray observations during moonlight and twilight with the MAGIC telescope*, *Submitted to Astropart. Phys.*, 2007 [[astro-ph/0702475](#)]
- [9] H. L. Johnson and W. W. Morgan, *Fundamental stellar photometry for standards of spectral type on the revised system of the Yerkes spectral atlas*, *ApJ*, **117** p.313-352, 1953
- [10] J. Elias, *Estimating Lunar Phase Requirements*, *NOAO Newsletter* **37**, 1994
- [11] *SCHOTT UG-11 Data Sheet*, [schott-uv-bandpass-ug11-dec-2014-en.pdf](#)
- [12] A. Jones et al., *An advanced scattered moonlight model for Cerro Paranal*, *A&A* **560** (A91) p.11, 2013 [[astro-ph/1310.0730v1](#)]
- [13] F. Patat, *Observing During Bright Time: Tips and Tricks*, *The Messenger* **118** p.11-14, 2004
- [14] R. Winston, *Light Collection within the Framework of Geometrical Optics*, *JOSA*, **3** (2) p.245-247, 1970
- [15] M. K. Daniel for the VERITAS Collaboration *The VERITAS standard data analysis*, *Proceedings of the 30th International Cosmic Ray Conference*, 2007 [[arXiv:0709.4006v1](#)]
- [16] N. Park for the VERITAS Collaboration *Performance of the VERITAS experiment*, these proceedings.
- [17] ASTM G173 - 03(2012), *Standard Tables for Reference Solar Spectral Irradiances: Direct Normal and Hemispherical on 37° Tilted Surface*, <http://www.astm.org/Standards/G173.htm>
- [18] J. Aleksić et al., *Measurement of the Crab Nebula spectrum over three decades in energy with the MAGIC telescopes*, *JHEAp* [[astro-ph/1406.6892](#)]
- [19] S. Archambault et al., *VERITAS detection of γ -ray flaring activity from the BL Lac object IES 1727+502 during bright moonlight observations*, accepted for publication in *ApJ*, 2015 [[astro-ph/1506.06246](#)]
- [20] M. Cerruti for the VERITAS Collaboration, *VERITAS detection of gamma-ray flaring activity from the BL Lac object IES 1727+502 during bright moonlight observations*, these proceedings.
- [21] R. Bird for the VERITAS Collaboration, *Observing The Cosmic Ray Moon Shadow With VERITAS*, these proceedings.