

Scaling Analysis of Random Walks with Persistence Lengths: Application to Self-Avoiding Walks

Cristiano Roberto Fabri Granzotti,^{1,*} Alexandre Souto Martinez,^{1,†} and Marco Antonio Alves da Silva^{2,‡}

¹*Faculdade de Filosofia, Ciências e Letras de Ribeirão Preto (FFCLRP),
Universidade de São Paulo (USP), Avenida Bandeirantes 3900,
CEP 14040-901, Ribeirão Preto, São Paulo, Brazil.*

²*Faculdade de Ciências Farmacêuticas de Ribeirão Preto (FCFRP),
Universidade de São Paulo (USP), Avenida Bandeirantes 3900,
CEP 14040-901, Ribeirão Preto, São Paulo, Brazil.[§]*

(Dated: November 15, 2022)

We develop a new approach for scaling analysis of N -step Random Walks (RWs). The mean square end-to-end distance, $\langle \vec{R}_N^2 \rangle$, is written as ensemble averages of dot products between the walker's position and displacement vectors at the j -th step, which we call inner persistence lengths (IPLs). We analytically introduce a novel relation between $\langle \vec{R}_N^2 \rangle$ and the classical persistence length for polymers, λ_N , for RW models statistically invariant under orthogonal transformations. With Monte Carlo simulations for 2D and 3D lattices, we find that λ_N converges to a constant apart from scaling corrections. Building SAWs with typically one hundred steps, we accurately estimate $\langle \vec{R}_N^2 \rangle$ exponents, ν_0 and Δ_1 , from IPL behavior as function of j . The obtained results are in excellent agreement with those in the literature, providing strong evidence that the whole information about the scaling behavior of $\langle \vec{R}_N^2 \rangle$ is into only one ensemble of same length paths.

PACS numbers: 05.40.Fb, 05.10.-a, 82.35.Lr

Keywords: Self-avoiding walk, Conformational quantities, Critical exponents, Polymer Physics, Persistence Length

Random Walk (RW) models are ubiquitous in the literature [1] with applications in several areas, such as Physics [2, 3], Biology [4] and Economy [5], by describing various sorts of phenomena. A fundamental importance of these models lies in the fact that many real phenomena can be mapped or directly represented by paths traversed by walkers in some geometrical space, such as single-strand DNA [6] and magnetic systems [7]. At critical points, different models may belong to the same universality class, thus, one may use RWs to represent them. An example is the Self-Avoiding-Walk (SAW) defined by a walker forming a random path that never intersects itself; in regular lattices, the walker steps to nearest-neighbor sites and does not visit a site more than once [8]. Due to non-overlapping paths, the SAW model plays a central role on Polymer Physics [9] by capturing the excluded volume effect [10].

The SAW model is also well known in statistical physics context due to its equivalence with the n -vector model with $n \rightarrow 0$, as de Gennes first pointed out [11]. From this equivalence, with arguments of renormalization and field theories, one expects the following expansion for the mean square end-to-end distance [12, 13]:

$$\langle \vec{R}_N^2 \rangle_N = a_0 N^{2\nu_0} \left(1 + \frac{a_1}{N} + \frac{a_2}{N^2} + \cdots \frac{b_1}{N^{\Delta_1}} + \frac{b_2}{N^{\Delta_1+1}} + \cdots \frac{c_1}{N^{\Delta_2}} + \frac{c_2}{N^{\Delta_2+1}} + \cdots \right), \quad (1)$$

where ν_0 is the leading exponent, N^{-i} , with $i = 1, 2, \dots$ are the analytical corrections, and $N^{-(j+\Delta_i)}$, with non-integer exponents $\Delta_1 < \Delta_2 < \cdots < \Delta_i < \Delta_{i+1} \cdots$ and

$j = 0, 1, 2, \dots$, are the non-analytical corrections to scaling. The indexed brackets $\langle \cdot \rangle_N$ refers to the N -step RW ensemble average, and from now on, unless strictly necessary, we omit the index N . The exponents, ν_0 , Δ_1 and Δ_2 , are universal. Their numerical estimates, are based on either exact counting techniques [14, 15], or in Monte Carlo (MC) simulation methods [16, 17], through the sampling of $\langle \vec{R}_N^2 \rangle = \langle |\omega(N) - \omega(0)|^2 \rangle$, where $\omega(i)$ are the coordinates of the i -th visited site of an N -step walk [18, 19].

In Polymer Physics, scaling theory is used to study universality and conformational behaviors of polymers at different conditions, as solvent quality and temperature [20]. An example of conformational quantity is the persistence length, λ_N , defined as a mean value of the projection of the end-to-end distance in a fixed direction, usually, defined by the first two monomers [21]. Defining the end-to-end vector as $\vec{R}_N = \sum_{j=1}^N \vec{u}_j$, where $\vec{u}_j = \omega(j) - \omega(j-1)$ is the walker displacement at the j th step, the persistence length can be expressed by $\lambda_N = \langle \vec{R}_N \cdot \vec{u}_1 \rangle / |\vec{u}_1| = \sum_{j=1}^N \langle \vec{u}_1 \cdot \vec{u}_j \rangle / |\vec{u}_1|$. This quantity is important for flexibility characterization of polymers [20]. Numerical results to λ_N for 2D SAWs are controversial in literature, and for 3D are scarce [22]. For 2D SAW, Grassberger [23] obtained the first estimate of λ_N in the square lattice, by means of a power law $\lambda_N \sim N^\theta$, with $\theta = 0.063(10)$. Since $\theta \approx 0$, it is also well fitted by $\lambda_N \sim \ln(N)$, as suggested by Redner and Privmann [24]. They obtained both estimates by sampling the displacements along the first step direction, for all possible SAW paths with $N < 24$. This weak divergence has been ques-

tioned recently by Eisenberg and Baram [25] since their MC estimates of $\langle \vec{u}_1 \cdot \vec{u}_j \rangle$ show that λ_N converges to a constant.

Another conformational study of polymers is about their sizes, which is done by analyzing the behavior of the radius of gyration, or $\langle \vec{R}_N^2 \rangle$, with the number of monomers. Refined results about the scaling of these quantities to study universality are challenging, and have been subject of discussion for many years [12, 16]. As usually one does not have exact results for the SAW model, there is an appeal for simulations of large, sometimes very large, chains. Here, one proposes to answer two questions about a SAW: (i) What is the asymptotic limit of its persistence length? (ii) Is there some way to find out its scaling behavior with relatively small chains? To answer these questions, we found a new approach for scaling analysis of generic RWs, by focusing in the $\langle \vec{R}_N^2 \rangle$ behavior. We start by defining inner persistence lengths (IPLs) and finding relations between them and $\langle \vec{R}_N^2 \rangle$ for any RW model, and consequently, with λ_N , which for some conditions, has direct connection with $\langle \vec{R}_N^2 \rangle$. Next, for 2D and 3D-SAW models, we find the λ_N scaling and corroborate their behavior with Monte Carlo simulations. Finally, we discuss the contribution of IPLs to $\langle \vec{R}_N^2 \rangle$ and estimate ν_0 exponents with the first non-analytical correction to scaling.

We define an IPL for an N -step RW, by the average dot product: $\mathcal{I}_j \equiv \langle \vec{R}_j \cdot \vec{u}_j \rangle$. Notice that the IPL is related to the “local persistence length” [26] $\ell_j \propto \langle \vec{R}_N \cdot \vec{u}_j \rangle_N$, only for $j = N$. Next, we relate $\langle \vec{R}_N^2 \rangle$ to \mathcal{I}_j , and \mathcal{I}_N to λ_N . We can write the square distance at the j th step for an N -step RW as: $\vec{R}_j^2 = \vec{R}_{j-1}^2 + 2\vec{R}_{j-1} \cdot \vec{u}_j - u_j^2$. Adding up \vec{R}_j^2 , we have $\sum_{j=1}^k \vec{R}_j^2 = \sum_{j=1}^k \vec{R}_{j-1}^2 + \sum_{j=1}^k 2\vec{R}_{j-1} \cdot \vec{u}_j - \sum_{j=1}^k |\vec{u}_j|^2$, where $\vec{R}_0 = \vec{0}$ leads to $\sum_{j=1}^k \vec{R}_{j-1}^2 = \sum_{j=1}^{k-1} \vec{R}_j^2$. Thus, considering $|\vec{u}_j| = 1$, we write the average $\langle \vec{R}_k^2 \rangle = 2 \sum_{j=1}^k \mathcal{I}_j - k$. In particular for $k = N$, the mean square end-to-end distance is

$$\langle \vec{R}_N^2 \rangle = 2 \sum_{j=1}^N \mathcal{I}_j - N. \quad (2)$$

Now, consider a generic class of RWs, where ensembles of N -step walks obey the following invariance property: the probability distributions, of each step \vec{u}_i , $i = 1, 2, \dots, N$, which compose a path, is invariant under orthogonal transformations. With this, we exclude walks like the tourist model [27] where the medium disorder [28, 29] breaks down such invariance symmetries. Particularly, one considers an ensemble of N -step RWs obeying the mentioned probabilistic symmetry, under a specific orthogonal transformation T given by $\vec{u}_i \xrightarrow{T} \vec{u}'_{N-i+1}$; the prime denotes the displacement vectors in the new reference frame, and $\vec{u}'_i = -\vec{u}_{N-i+1}$, with $i \in [1, N]$. Notice that $\vec{u}'_i \in \{\vec{u}_1, \vec{u}_2, \dots, \vec{u}_N\}$, where $\{\cdot\}$ represents the complete ensemble of paths. This symmetry operation

could be achieved by a translation followed by inversion of all displacement vectors. In other words, one inverts each path and changes the origin to the end of the walk. An immediate consequence of these stochastic symmetries, for the complete ensemble of random paths, is (i) $\{\vec{u}_i\} = \{\vec{u}'_i\}$ with $i \in [1, N]$, that leads to (ii) $\{\vec{R}_N\} = \{\vec{R}'_N\}$. From the previous relations, it follows that $\{\vec{R}_N \cdot \vec{u}_N\} = \{\vec{R}_N \cdot \vec{u}_1\}$, so the configurational average $\langle \vec{R}_N \cdot \vec{u}_N \rangle = \langle \vec{R}_N \cdot \vec{u}_1 \rangle$ holds. This quantity, for $N \rightarrow \infty$, is the persistence length λ_N . Therefore, the mean square end-to-end distance could be rewritten as

$$\langle \vec{R}_N^2 \rangle = \langle \vec{R}_{N-1}^2 \rangle + 2\lambda_N - 1, \quad (3)$$

and we have established a novel simple relation between $\langle \vec{R}_N^2 \rangle$ and λ_N . Some walks that obey such relation are the classical Markovian RW and SAW.

From now on, we numerically study \mathcal{I}_j for SAWs using the non-reversed random walk (NRRW) parallel algorithm to generate the non-overlapping paths. The probability of this algorithm to generate an N -step SAW decays as $p_N \propto \exp[-\gamma N]$, where $0 < \gamma < 1$ is the attrition constant. Due to the attrition problem, i. e., barriers or traps that prevent paths to grow, the NRRW is inefficient to generate good statistics for long walks, say $N > 100$. However, the generated data are surprisingly good enough to validate our approach, showing that we choose the right corrections to scaling terms in the expansion of IPLs.

Starting with $\langle \vec{R}_N^2 \rangle$ and \mathcal{I}_N , consider the following analysis of persistence length. For the square lattice, a common belief is that $\nu_0 = 3/4$ and $\Delta_1 = 3/2$. Therefore, $\langle \vec{R}_N^2 \rangle$ leading and sub-leading terms are proportional to $N^{3/2}$ and $N^{1/2}$, respectively. The same arguments lead to a similar conclusion for cubic lattices, where $\nu_0 \sim 0.587597(7)$ and $\Delta_1 \sim 0.528(12)$ are widely accepted values [18]. From the persistence length plots in Fig. 1, λ_N clearly does not diverge as $N^{2\nu_0-1}$ or, particularly to the cubic lattice as $N^{2\nu_0-\Delta_1}$. As these observations suggest, accepting that λ_N converges is reasonable, rather than diverges as a power law or a logarithm [30]. Thus, we propose the following expansion:

$$\lambda_N = \alpha_0 + \alpha_1 N^{-w_1} + \alpha_2 N^{-w_2} + \dots, \quad (4)$$

where λ_N converges to the constant α_0 , as $N \rightarrow \infty$. The exponents $w_i > 0$, $i = 1, 2, 3, \dots$, are linear combinations of ν_0 with analytical and non-analytical corrections to scaling exponents.

From the persistence length data fitting with Eq. [?], we find that $w_1 = 2\nu_0 - 2$ and $w_2 = 2\nu_0 - \Delta_1 - 1$ are, respectively, the best two first exponents to represent the persistence length for square and cubic lattices, as displayed in Fig. 1. The α_i and w_i values are found in Tab. I. An immediate consequence of such findings along with Eq. 3, is that λ_N contributes only with second-order analytic and non-analytic corrections

to $\langle \vec{R}_N^2 \rangle$. Before proceeding, we show that our λ_N estimate, for square lattices, is in accordance with the one of Eisenberg and Baram [25]. They find the step-step correlation scaling: $\langle \vec{u}_1 \cdot \vec{u}_j \rangle = \langle \xi_{1,j} \rangle_N \sim 0.6j^{-1.34(5)}$. Using $\lambda_N = \sum_{j=1}^N \langle \xi_{1,j} \rangle_N$, we obtained the approximate expression $\lambda_N \sim \alpha_0 - 1.7N^{-0.34(5)}$ with which we fitted the persistence length data, but letting α_1 to be free, as illustrated in the inset of Fig 1(a). Our estimate $\alpha_0 = 2.525(4)$ is consistent with $\alpha_0 = 2.664(3)$ of Eisenberg and Baram.

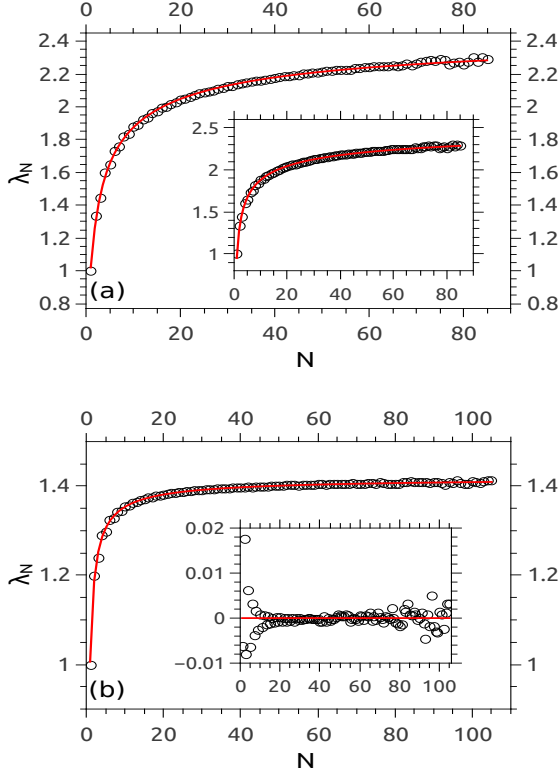


FIG. 1. SAW persistence length for (a) square and (b) cubic lattices. In both lattices λ_N converges to a constant plus corrections to scaling. The inset plot (a) shows λ_N fitted by the function $\alpha_0 + \alpha_1 N^{-0.34}$ of Ref [25], where $\lambda_N = 2.664(3)$ is consistent with our estimate $\lambda_N = 2.525(4)$ from Eq. 4. For the cubic lattice, $\lambda_N \sim \sqrt{2}$ is also consistent with the one of Ref. [22], where the inset plot (b) depicts the random pattern of λ_N residual plot when fitted by Eq. 4.

The remainder question concerning to λ_N , is the reason why the difference $\langle \vec{R}_N^2 \rangle - \langle \vec{R}_{N-1}^2 \rangle$ in the same N -step ensemble does not scale as the $\langle \vec{R}_N^2 \rangle$ derivative. According to the collapsed $\log \times \log$ plots of Fig. 2, and insets therein, it is notable that \mathcal{I}_j looks like a straight line up to the j_{max} step, with a positive slope approximately equal to $2\nu_0 - 1$. At the j -th step, the inner scalar product reaches its maximum value. The j_{max} displacement (for different N -step SAWs) is clearly directly proportional to N . Thus, for the N -step and

TABLE I. Coefficients and exponents for λ_N fitting of Eq. 4 on 2D and 3D square lattices. The $w_1 = 0.34(5)$ value is an effective exponent, its value depends on the coefficients α_i , and exponents w_i , of Eq. 4 [31].

d	α_0	α_1	α_2	w_1	w_2
2	2.525(4)	-2.32(3)	0.81(3)	0.5	1
2 ^a	2.664(3)	-1.714(9)	—	0.34	—
3	1.422(1)	-0.39(6)	-0.022(5)	0.8248	0.34

^a Fitting equation $\lambda_N \sim \alpha_0 + \alpha_1 N^{-0.34(5)}$ from Ref. [25].

$(N-1)$ -step ensembles, the leading term of the difference $\langle \vec{R}_N^2 \rangle_N - \langle \vec{R}_{N-1}^2 \rangle_{N-1}$ is proportional to $j_{max}^{2\nu_0-1}$. As previously stated $j_{max}^{2\nu_0-1} \propto N^{2\nu_0-1}$, implying that $\langle \vec{R}_N^2 \rangle_N - \langle \vec{R}_{N-1}^2 \rangle_{N-1} \propto N^{2\nu_0-1}$, which scales as $\langle \vec{R}_N^2 \rangle$ derivative. However, for the difference in the same ensemble, we have $\langle \vec{R}_N^2 \rangle - \langle \vec{R}_{N-1}^2 \rangle = 2\lambda_N - 1$, which gives a constant with corrections to scaling. We argue this happens because there exist more degrees of freedom available to the walker in the last steps than in the interior of the path. In a more fundamental level, such difference between the ensemble averages may come from the attrition problem.

Now, consider \mathcal{I}_j , for $1 < j < N$. According to Eqs. 1 and 2, and Fig. 2, it is reasonable to suppose that \mathcal{I}_j scales as $j^{2\nu_0-1}$, at least for $j < j_{max}$. Such proportionality leads us to look for a reliable estimate of ν_0 value for SAW ensembles with N not too large. To accomplish this aim, diminishing the influence of the N -step ensemble on ν_0 estimates is necessary. In other words, is necessary finding the step $j = j_c(N)$, at which \mathcal{I}_j begins to be noticeably influenced by the N -step SAW ensemble. We discard steps above j_{max} , where the IPL reaches its maximum value, because $j_{max} \propto N$, as represented in Fig. 2, and in the inset plots therein. To seek the $j_c(N)$ step, we use the difference between the IPLs for two N -step ensembles, one that contains N_1 , and the other N_2 steps:

$$\Delta R_j(N_1, N_2) = \langle \vec{R}_j \cdot \vec{u}_j \rangle_{N_2} - \langle \vec{R}_j \cdot \vec{u}_j \rangle_{N_1}, \quad (5)$$

where $N_2 > N_1$. According to Fig 3, the IPL has approximately the same behavior for the two path lengths, up to the middle of the shortest path, $j_c(N) \sim N_1/2$, for square lattices. Similarly, for cubic lattices, it has the same behavior, up to a third of the shortest path $j_c(N) \sim N_1/3$ (see Fig. 3). Therefore, using $j \leq j_c(N)$ is suitable to estimate ν_0 values through \mathcal{I}_j .

An additional information to find ν_0 from \mathcal{I}_j comes from $\langle \vec{R}_N^2 \rangle$ expansion. We have found no evidence of the linear term for the square end-to-end distance expansions on square or cubic lattices. The nonexistence of the linear term is also reported in Refs. [26, 32]. The only way of the linear term to disappear in the $\langle \vec{R}_N^2 \rangle$ expansion is that the summation of \mathcal{I}_j cancels it out. This finding

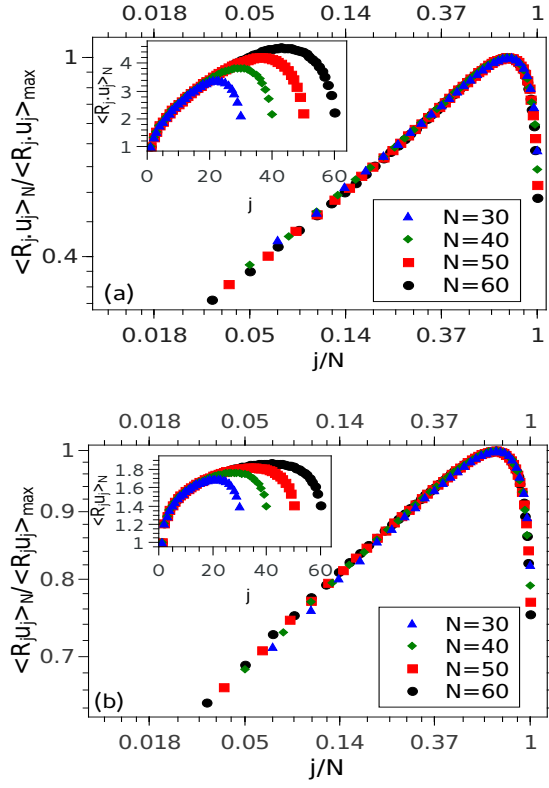


FIG. 2. IPL data collapse in log-log scale for (a) square lattice and (b) cubic lattice. In both cases, $\langle \vec{R}_j \cdot \vec{u}_j \rangle_N$ behaves as a linear increasing function, which slope is proportional to $2\nu_0 - 1$ up to j_{\max} . For $j > j_{\max}$ the inner scalar products contribute most to the $\langle \vec{R}_N^2 \rangle$ corrections to scaling terms.

leads us to write

$$\mathcal{I}_j = \beta_0 + \beta_1(j - \tau)^\varphi [1 + \beta_2(j - \tau)^{-\Delta_1} + \dots], \quad (6)$$

for $j < j_c(N)$, where τ is a smoothing constant [33]. One imposes $\beta_0 = 1/2$ just to cancel the linear term. We did another ansatz: $\beta_2 = -(2\nu_0 - 1)$ and $\tau = 0.5$. This was inspired by results considering only the first non-analytical correction to scaling term and letting only the parameters β_1 , β_2 and τ free, which lead us to find $\beta_2 \approx -(2\nu_0 - 1)$ for the 3D case. Notice that, in general $\beta_1 = \beta_1(N)$ and $\beta_2 = \beta_2(N)$, however, for N not too large, order of hundreds for 2D and 3D cases, these parameters converged to constants for $j \leq j_c(N)$.

The IPL data fitted by Eq. 6 is depicted in the inset plots of Fig. 3. For both, the 2D and 3D square lattices, the leading and sub-leading exponents are in excellent agreement with the believed results. For the square lattice, we found $\nu_0 = 0.7489(11)$, and the non-analytical first exponent results exactly in $\Delta_1 = 3/2$, because it does not appears in Eq. 6, showing that there is a constant added in $\langle \vec{R}_N^2 \rangle$ expansion in this case. This is confirmed through the expansion of λ_N ; the predicted results are $\varphi = 0.5$ and $\Delta_1 = 3/2$. For cubic lattices we found $\nu_0 = 0.58757(68)$, and $\Delta_1 = 0.522(52)$,

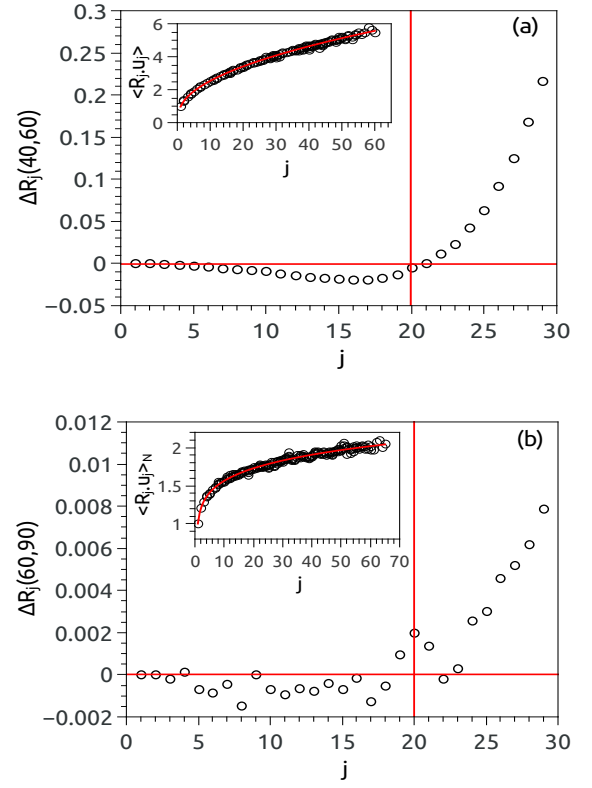


FIG. 3. IPL difference for SAWs. (a) for square lattice with $N_1 = 40$ and $N_2 = 60$ and for cubic lattice with $N_1 = 60$ and $N_2 = 90$. According to $\Delta R_j(N_1, N_2)$ depicted here (see Eq. 5), the \mathcal{I}_j starts to be influenced for $j_c > N_1/2$ and $j_c > N_1/3$ in 2D and 3D square lattices, respectively. The inset plots show IPL non-weight fit by Eq. 6 with a confidence interval of 95%. The square lattice includes data from $N = 90$ up to $N = 120$ with $\delta_N = 10$ and parameters $\varphi = 0.4979(21)$ and $\beta_1 = 0.6630(50)$. The cubic lattice includes data from $N = 150$ up to $N = 195$ with $\delta_N = 15$ and parameters $\varphi = 0.1752(14)$, $\Delta_1 = 0.522(52)$ and $\beta_1 = 0.7581(56)$. The use of several N -step ensembles seek to reduce the error on exponent estimates, however they may carry some small biased errors. For 2D SAW with $N = 120$ steps one obtains $\nu_0 = 0.5000(63)$ and for 3D SAW with $N = 198$ steps one has $\nu_0 = 0.1752(45)$ and $\Delta_1 = 0.52(17)$.

while the best predicted results are $\nu_0 = 0.587597(7)$ and $\Delta_1 = 0.528(12)$. However, the errors we get are not small enough as those from literature for the 3D case. We could improve these results, by taking into account the advantage of the statistical invariance, and also, calculating the IPL starting from the end of the generated chains, thus doubling the sample. In fact, it is out of the scope of this paper to find high precision values to the exponents, but to validate and evaluate the benefits of our approach. Moreover, the whole potential of the method to perform the scaling analysis of RWs has not been fully exploited. We expect that the corrections to scaling exponents are easily accessible from the study of the monotonically decreasing terms \mathcal{I}_j of $\langle \vec{R}_N^2 \rangle$, which

will readily be tackled.

In summary, we have proposed a new approach to address the scaling of RW conformational quantities, where the square end-to-end distance is proportional to the summation of the inner persistence length, $\mathcal{I}_j = \langle \vec{R}_j \cdot \vec{u}_j \rangle$. For RW models, where paths obtained by orthogonal transformations occur with the same probability, we have obtained a novel relation between the mean square end-to-end distance and persistence length. In spite of the numerical limitations of our SAW model study, we have shown that the persistence length λ_N converges to a constant value α_0 with corrections to scaling terms. We have also developed a technique to calculate the exponent ν_0 from \mathcal{I}_j with a path cutoff that diminishes the N -step ensemble influence. In other words, we conclude that all information of scaling could be inside chains of same length, big enough, needing only one ensemble to extract the scaling information of $\langle \vec{R}_N^2 \rangle$. We believe that this scaling method will be important for studying universality, criticality and conformational properties of systems, e.g., polymers, biopolymers and magnetic systems.

The authors would like to thank T. J. Arruda, A. Caliri, J. C. Cressoni, G. M. Nakamura, and F. L. Ribeiro for their valuable comments. Also, the authors thank M. V. A. da Silva for exact enumeration SAW code. C. R. F. Granzotti acknowledges CAPES for financial support. A. S. Martinez acknowledges CNPq (400162/2014-8, 307948/2014-5) and NAP-FisMed for support. M. A. A. Silva acknowledges FAPESP (11/06757-0 and 12/03823-5) for support.

* c.roberto.fg@usp.br

† asmartinez@usp.br

‡ maasilva@fcfrp.usp.br

§ National Institute of Science and Technology in Complex Systems (INCT-SC)

- [1] J. Klafter and I. M. Sokolov, *First Steps in Random Walks: From Tools to Applications* (Oxford Scholarship Online, 2013).
- [2] B.-A. Daniel and S. Havlin, *Diffusion and reactions in fractals and disordered systems* (Cambridge University Press, 2000).
- [3] H. E. Stanley, *Nature* **413**, 373 (2001).
- [4] E. A. Codling, M. J. Plank, and S. Benhamou, *J. R. Soc. Interface* **5**, 813 (2008).

- [5] R. N. Mantegna and H. E. Stanley, *Introduction to econophysics: correlations and complexity in finance* (Cambridge University Press, 1999).
- [6] K. Rechendorff, G. Witz, J. Adamcik, and G. Dietler, *J. Chem. Phys.* **131**, 095103 (2009).
- [7] F. Iglói and H. Rieger, *Phys. Rev. B* **57**, 11404 (1998).
- [8] N. Madras and G. Slade, *The Self-Avoiding Walk*, Modern Birkhäuser Classics (Springer, 2012).
- [9] M. Rubinstein and R. Colby, *Polymer Physics* (OUP Oxford, 2003).
- [10] A. D. Sokal, *Nucl. Phys. B-Proc. Sup.* **47**, 172 (1996).
- [11] P. de Gennes, *Scaling concepts in polymer physics* (Cornell Univ. Pr., 1979).
- [12] E. J. J. van Rensburg, *J. Phys. A-Math. Theor.* **42**, 323001 (2009).
- [13] P. Belohorec, Ph.D. thesis, The University of Guelph (1997).
- [14] I. Jensen, arXiv:1309.6709 [math-ph] (2013).
- [15] R. D. Schram, G. T. Barkema, and R. H. Bisseling, *J. Stat. Mech-Theory. E* **2011**, P06019 (2011).
- [16] N. Madras and A. Sokal, *J. Stat. Phys.* **50**, 109 (1988).
- [17] H.-P. Hsu and P. Grassberger, *J. Stat. Phys.* **144**, 597 (2011).
- [18] N. Clisby, *Phys. Rev. Lett.* **104**, 055702 (2010).
- [19] N. Clisby, *J. Stat. Phys.* **140**, 349 (2010).
- [20] H.-P. Hsu, W. Paul, and K. Binder, *Polymer Science Series C* **55**, 39 (2013).
- [21] P. J. Flory, *Proc. Nat. Acad. Sci.* **70**, 1819 (1973).
- [22] H. Meirovitch and H. Lim, *J. Chem. Phys.* **92**, 5144 (1990).
- [23] P. Grassberger, *Phys. Lett. A* **89**, 381 (1982).
- [24] S. Redner and V. Privman, *J. Phys. A-Math. Gen.* **20**, L857 (1987).
- [25] E. Eisenberg and A. Baram, *J. Phys. A-Math. Gen.* **36**, L121 (2003).
- [26] L. Schäfer, A. Ostendorf, and J. Hager, *J. Phys. A-Math. Theor.* **32**, 7875 (1999).
- [27] G. F. Lima, A. S. Martinez, and O. Kinouchi, *Phys. Rev. Lett.* **87**, 010603 (2001).
- [28] C. R. F. Granzotti and A. S. Martinez, *Eur. Phys. J. B.* **87**, 1 (2014).
- [29] C. A. S. Terçariol and A. S. Martinez, *Phys. Rev. E* **72**, 021103 (2005).
- [30] Notice that if persistence length has a logarithm term, implies that the mean square end-to-end distance also has a logarithm correction term.
- [31] S. Caracciolo, A. J. Guttmann, I. Jensen, A. Pelissetto, A. N. Rogers, and A. D. Sokal, *J. Stat. Phys.* **120**, 1037 (2005).
- [32] Y. ban Chan and A. Rechnitzer, *J. Phys. A-Math. Theor.* **45**, 405004 (2012).
- [33] N. Clisby, R. Liang, and G. Slade, *J. Phys. A-Math. Theor.* **40**, 10973 (2007).