

Event-based Formalization of Safety-critical Operating System Standards: An Experience Report on ARINC 653 using Event-B

Yongwang Zhao

School of Computer Science and Engineering
Beihang University, Beijing, PR China
Email: zhaoyw@buaa.edu.cn

Zhibin Yang

College of Computer Science&Technology
Nanjing University of Aeronautics and
Astronautics, Nanjing, PR China
Email: zhibinyang168@gmail.com

David Sanán

School of Computer Engineering
Nanyang Technological University
Singapore
Email: sanan@ntu.edu.sg

Abstract—Standards play the key role in safety-critical systems. Errors in standards could mislead system developer's understanding and introduce bugs into system implementations. In this paper, we present an Event-B formalization and verification for the ARINC 653 standard, which provides a standardized interface between safety-critical real-time operating systems and application software, as well as a set of functionalities aimed to improve the safety and certification process of such safety-critical systems. The formalization is a complete model of ARINC 653, and provides a necessary foundation for the formal development and verification of ARINC 653 compliant operating systems and applications. Six hidden errors were discovered from the verification using the Event-B formal reasoning approach.

I. INTRODUCTION

In recent years, safety-critical systems have paved the way for the integration on one single platform of different criticality level application subsystems developed by different vendors, like the Integrated Modular Avionics (IMA) [1] in avionics domain. IMA aims Partitioning Operating Systems (POS) implementation, supporting spatial and temporal partitioning [2]. Partitioning [1] supports independent execution of one or more applications, which provides temporal and spatial separation and fault containment to prevent propagation of application failures. In this way, partitioning is equivalent to an idealized system in which each partition allocates an independent processor and associated peripherals for the execution of applications, where all inter-partition communications are carried out on dedicated lines, giving applications with an environment which is undistinguishable from that provided by a physically distributed system.

In avionics industry, ARINC 653 [2] was first published in 1996 as a set of specifications to guide manufacturers in avionic application software towards maximum standardization. It aims to provide a standardized interface between a given POS and application software, as well as a set of functionalities to improve safety and certification process of safety-critical systems. ARINC 653 compliant POSs have been widely applied in safety-critical domains. Typical POSs are VxWorks 653 platform, INTEGRITY-178B, LynxOS-178, PikeOS, and open source software, e.g. POK [3] and Xtratum [4]. ARINC 653 standard can be considered as a requirement for POSs under construction and a base for compliance tests on their implementation. However, hidden inconsistencies or incorrectness in standards could mislead system developers' understanding, causing failures or malfunction in POSs, and hence a breakdown of applications, which is not allowed by safety critical systems. For this reason, ensuring standards correctness, and

in particular ARINC 653 correctness, w.r.t. a set of functional, safety, and security properties, is necessary in ensuring absence of failures on safety-critical systems development.

Due to POSs' complexity, traditional test-based techniques are not enough to warrant their correctness, as it is not possible to generate all necessary test cases to fully cover all behaviours of POSs, and hence to ascertain their correctness. During last decades, formal methods based techniques have been widely applied on the verification of both software and hardware [5]. In the field of real-time operating systems for safety-critical systems, most of related work have been concentrated on specifying or verifying the operating system [6]. Nevertheless, as the interface of the fundamental execution environment of IMA applications, the formal model of ARINC 653 is strongly necessary for formal development and verification of ARINC 653 compliant operating systems and ARINC 653 based applications. Although some research efforts have been paid off in the formal modelling and verification of ARINC 653 based systems ([7], [8], [9], [10], [11]), to our knowledge the formalization introduced in this work is the most complete model of the ARINC 653. We provide a detailed comparison with related work at Section II.

This paper presents the formalization of ARINC 653 Part 1 (the latest version, Version 3) [2], its verification using a deductive verification approach [12], and the errors in the standard found out during the verification. The ARINC 653 formal model is constructed using Event-B [13], a mathematical approach based on a model-driven design methodology used for specifying and reasoning about complex systems, including concurrent and reactive systems. Event-B uses the set theory as a modelling notation, refinement to represent systems at different abstraction levels, and mathematical proofs to verify consistency between refinement levels [13]. We choose Event-B due to the following reasons: (1) a specification in Event-B is easy to understand and has a strong development environment-Rodin, for which there exists many plugins to translate Event-B specifications into other formalization and source code, and model visualization and simulation, among other functionalities, (2) its high degree of automatic reasoning eases the verification, and the inductive approach avoids state space explosion when verifying complicated systems, (3) *events* are very suitable for modelling operating systems, where hardware components, e.g. interrupters like clock and timers, need to be well managed.

We have modelled the system functionality of POS and all of 57 services specified in ARINC 653 Part 1, including

partition and process management, time management, inter- and intra- partition communication, and health monitoring. We use deductive verification approach supported in Event-B and its Rodin platform [14] as a means for consistency checking. The description of the *system functionality* in ARINC 653 is manually formalized as the top level specification and safety properties (invariants), and the *service requirements* are translated into the low level specifications. Safety properties on the specifications and refinement between the top level and low level specifications are proven by discharging proof obligations. Finally, we found three errors in ARINC 653 Part 1, amongst which, one in service of process management, and two in services of inter- and intra-partition communication. Additionally we detected three cases where the specification of process state transitions is incomplete.

The rest of this paper is organized as follows. In Section II, we introduce the background and related work. Our approach framework is presented in Section III. The formalization of ARINC 653 is presented in Section IV. Section V presents the formalization and verification result, and a discussion. Finally, Section VI gives the conclusion and future work.

II. BACKGROUND AND RELATED WORK

A. Event-B

Here, we provide a brief overview of Event-B. Full details are provided in [15]. The Event-B method [13] is used to build reliably systems using *discrete system models* and aims at obtaining systems which can be considered to be *correct by construction*, in the sense that the systems produced are guaranteed to implement the corresponding functional specification.

Event-B models are described in terms of *contexts* and *machines*. Contexts specify the static part of a model whereas machines specify the dynamic part. Suppose a machine M , seeing a context C with sets s and constants c . An event of this machine can be represented as

$$E \triangleq \text{any } x \text{ where } G(s, c, v, x) \\ \text{then } v : | BA(s, c, v, x, v') \text{ end} \quad (1)$$

E is the event name, $G(s, c, v, x)$ is the *guard* of the event that states the necessary condition for the event to occur, $v : | BA(s, c, v, x, v')$ is the *action* that defines how the state variables evolve when the event occurs. Actions use a *before-after predicate*, which relates the values v (before the action) and v' (afterwards). In a machine, the execution of an event is considered to take *no time* and no two events can occur simultaneously. When the guards of one or more events are true, one of these events necessarily occurs and the state is modified accordingly. Then, the guards are checked again, and so on.

Refinement in Event-B provides a means for introducing details about the dynamic properties of a model. A machine RM can refine another machine M and we call M to the abstract machine (or refined machine), which specifies RM , and RM the concrete machine (or refinement machine), which implements M .

Event-B defines *proof obligations*, which must be proven to show that machines hold the specified properties over them.

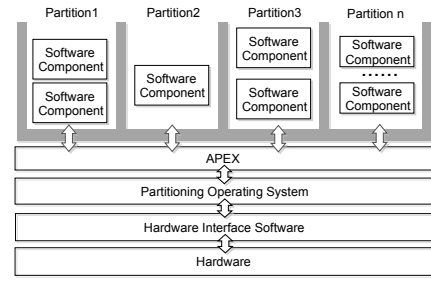


Fig. 1. System architecture based on partitioning operating systems

For space reasons, we only describe here some of the most significant proof obligations. Formal definitions of all proof obligations are given in [15]. (1) *Invariant preservation* states that invariants are maintained whenever variables change their values. It ensures that each invariant in a machine is preserved by each event. (2) *Guard strengthening* makes sure that the concrete guards in a concrete event are stronger than the abstract ones in the abstract event. This ensures that when a concrete event is enabled, so is the corresponding abstract one. (3) *Simulation* makes sure that each action in an abstract event is correctly simulated in the corresponding refinement. This ensures that when a concrete event is executed its actions are not contradictory with the actions in the corresponding abstract event.

Finally, Rodin tool [14] is an Eclipse-based IDE supporting the application of the Event-B method. This is an industrial-strength tool for creating and analyzing Event-B models. It includes a proof-obligation generator and support for interactive and automated theorem proving.

B. ARINC 653

The current version of ARINC 653 defines a partitioning architecture for safety-critical systems on single-core as shown in Fig. 1. POS is in fact a small partitioning kernel that provides operating system services according to the safety features required by the safety integrity level. The latest version of ARINC 653 published in 2010 is organized in six parts. Part 1 currently in Version 3 defines the standard APplication EXecutive (APEX) interface between the application software and the POS, and the list of services which allow the application software to control the scheduling, communication, and status information of its internal processing elements [2]. We focus our work in formalizing and verifying the Part 1, since it specifies the baseline operating environment for application software used within IMA, and most of industrial and open source POSs implementing ARINC 653 are compliant with this part. ARINC 653 Part 1 concentrates on specifying the *system functionality*, which is described in natural language, and *service requirements*, which is presented by a type of pseudo-code: the *APEX service specification grammar*.

The required services specified in ARINC 653 Part 1 are grouped into the following major categories: partition management, defining partitions services, attributes, and the partition operating modes: the set of states a partition can be in and transitions among them; process management, defining processes services, attributes, and the process operating

```

procedure STOP
  (PROCESS_ID : in PROCESS_ID_TYPE;
   RETURN_CODE : out RETURN_CODE_TYPE) is
error
  when (PROCESS_ID does not identify an existing process or identifies the current
        process) =>
    RETURN_CODE := INVALID_PARAM;
  when (the state of the specified process is DORMANT) =>
    RETURN_CODE := NO_ACTION;
normal
  set the specified process state to DORMANT;
  if (current process is error handler and PROCESS_ID is process which the error
      handler preempted) then
    reset the partition's LOCK_LEVEL counter (i.e., enable preemption);
  end if;
  if (specified process is waiting in a process queue) then
    remove the process from the process queue;
  end if;
  stop any time counters associated with the specified process;
  RETURN_CODE := NO_ERROR;
end STOP;

```

Fig. 2. The service requirement of STOP service in process management

modes; time management, defining time services for partitions and attributes; inter-partition communication, defining communication modes between partitions, services provided, and attributes; intra-partition communication, similar to inter-partition communication, but oriented to processes instead of partitions; and health monitoring, which defines actuation rules under system, partitions, and applications failures. Note that since partitions, and therefore their associated memory spaces, are defined during system configuration and initialization, there is no memory allocation service in the APEX. All required services are specified in detail by pseudo-code in the service specification grammar. For instance, *STOP* service of process management is illustrated in Fig. 2. For a detailed description of partitions, processes, and services provided by ARINC 653 we refer the reader to the ARINC 653 Standard [2].

C. Related work

Not all related work targets ARINC 653 correctness, but only its formalization. In particular, a formal specification of the ARINC 653 architecture using the Circus language is presented in [9]. Its specification focuses on the whole ARINC 653 architecture and interactions between IMA components. However, the formal model only covers a little part of ARINC 653 services and no verification is carried out. ARINC 653 components and their constraints are modelled using AADL (Architecture Analysis and Design Language) that can be used for model-driven development of IMA application ([10], [11]). However, few APEX services are covered in these works. In [8], only an ARINC 653 hierarchical scheduler is modelled with AADL. Targeting not only the ARINC specification but also its verification, ARINC 653 services is modelled in PROMELA and they use the SPIN model checker to ensure the correctness of avionics software constructed on top of ARINC 653 ([7], [16]). The ARINC and the application models, which are extracted from the application's C source code, comprise the complete formal model for verification. They only focus on process and time management and do not cover every ARINC 653 service or functionality.

The specification and verification on RTOSs and separation kernels are also related to our work, as we survey in our technical report [6]. It is worth noting that formal methods have been largely used in the specification of separation kernels, a generalization of POSs, like [17], [18], separation-partitioning

micro-kernels [19], or OSEK/VDX ([20], [21]), an international standard for automotive operating systems. In general, formal verification has been used on RTOSs for safety/security certification in industry. Typical works are AAMP7G microprocessor which is a hardware implementation of partitioning in Rockwell Collins [22], PikeOS which is an ARINC 653 compliant POS in SYSGO AG ([23], [24]), INTEGRITY-178B which is also an ARINC 653 compliant POS in Green Hills [25], and an Embedded Devices kernel in Naval Research Laboratory [26].

The B-Method (predecessor of Event-B), has been also applied in operating systems. It has been used for the (partial) formal development of a secure partitioning kernel in the Critical Software company [27]. A real-time operating system, FreeRTOS, has also been formally developed using B method [28]. The L4 microkernel which is a kernel of general purpose OSs has also been formally modelled in B ([29], [30]). Event-B extends B-Method with events, procedures that are activated when a guard is enabled, and it is suitable for modelling systems based on events. Both Event-B and B-Method shares the same foundation, the main difference between them is that refinement in Event-B requires guards of events of a concrete implementation are stronger than the guards of the events in the abstract machine.

Formal verification on standards has attracted considerable attentions for a long time, such as communication standards/protocols ([31], [32], [33], [34], [35]). It has also been taken into account in safety-critical systems. Typical verification about standards in this domain is the verification of compliance to safety standards, such as in [36].

III. FRAMEWORK APPROACH

We first present our framework approach in this section.

Modeling consideration. The first aspect to be considered is *what to be modelled*. The complete document structure and the number of pages of each section of ARINC 653 Part 1 are as shown in the left part of Fig. 3. The content of ARINC 653 standard is divided into five parts: overview, system functionality, service requirements, configuration and verification. Our work formalizes the system functionality (including *health monitoring*) and service requirements, which are the main parts of the standard. Chapters 1, 2.1, 2.2 and 3.1 give an overview of ARINC 653 from different perspectives, which are a high level description for easy understanding and therefore need not be modelled. The configurations described in 2.5 and 5 define the information and data format of the system configuration. These configurations are about integration and deployment, and are eliminated in our model. Notice that the chapters of *memory management* in ARINC 653 do not define any service, which is also eliminated in our model. Also, other sections do not mentioned here do not provide enough details/information to a formal model of them and they are omitted.

The second aspect into consideration is *how to model*. The *system functionality* is informally defined in natural language and can only be modelled manually. From this informal description, we extract components and their attributes, actions on components and their effects, and constraints. These elements are all represented in Event-B as *sets*, *constants*, *variables*, *events*, and *invariants*. *Service requirements* are presented by the *APEX service specification grammar*, which is a structured

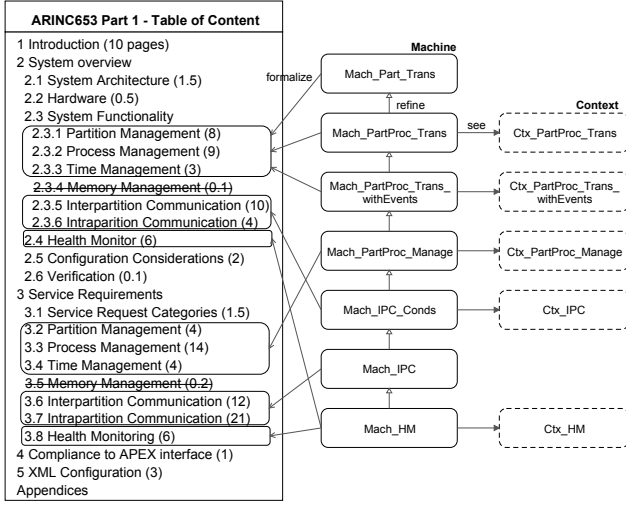


Fig. 3. ARINC 653 Part 1 and the Event-B model

language. It provides the possibility of semi-automatically translating these requirements to Event-B model. We design an algorithm to guide manual translation which will be discussed in the next section.

Model structure. According to the document structure, we design the structure of our model formalization as shown in the right part of Fig. 3. We firstly formalize the system functionality of partition, process and time management. The Event-B machine *Mach_Part_Trans* models the partition operating modes. *Mach_PartProc_Trans* refines the partition operating modes, and adds process state transitions. *Mach_PartProc_Trans_withEvents* defines all events of partition, process, and time management according to the system functionality. *Mach_PartProc_Manage* formalizes the service requirements of the partition, process, and time management. Then, we add the system functionality and service requirements of the communication: *Mach_IPC_Conds* specifies the functionality and events of inter-partition and intra-partition communication, and *Mach_IPC* formalizes their service requirement. Finally, the system functionality and service requirements of the health monitor are formalized in *Mach_HM*.

Verification. The main verification approach in Event-B is deductive reasoning of proof obligations. *Invariants* should be preserved on machines and the refinement preserved between a refined machine and its refinement (we mainly use *guard strengthening* and *simulation*). According to the model structure, the consistency of the system functionality and service requirements is proven by refinements between *Mach_PartProc_Trans_withEvents* and *Mach_PartProc_Manage*, *Mach_IPC_Conds* and *Mach_IPC*. ARINC 653 defines the safety functionalities and variable's data type. Beside that, it does not explicitly define any property. The data type of each variable is defined as an *invariant* on each variable in Event-B machines. We also have extracted all possible properties from ARINC 653 standard, which are safety properties [37] as shown in Table I. As explained in Section V, other extractable properties, such as *liveness*, are not covered.

TABLE I. SAFETY PROPERTIES FROM ARINC 653

No.	Functionality / Invariant description
Partition and process management	
(1)	each process is in one partition
(2)	if a partition is not in <i>NORMAL</i> mode, its processes should not in the state of <i>Ready</i> , or <i>Running</i> or <i>Suspend</i>
(3)	if there are processes of a partition in state of <i>Ready</i> , or <i>Running</i> or <i>Suspend</i> , the partition's mode should be <i>NORMAL</i>
(4)	if a partition's mode is <i>NORMAL</i> , it should have processes
(5)	if a partition's mode is <i>IDLE</i> , it should not have any process
(6)	there is at most one <i>Running</i> process in a single core system
(7)	when a partition is in the <i>COLD_START</i> or <i>WARM_START</i> mode, the lock level should be larger than zero
(8)	if the lock level of a partition is larger than zero, there should be a process in this partition disabled the preemption
(9)	if there is a process that disabled the preemption of this partition, the lock level of the partition should be larger than zero
(10)	if the lock level of a partition is zero, the partition should be in the <i>NORMAL</i> mode
(11)	if the current process and current partition are valid, the process should be in the partition
(12)	the validation of current partition implies that the partition's mode is not <i>IDLE</i>
(13)	the validation of current process implies that the process is running and its partition is in <i>NORMAL</i>
(14)	if a process was delayed started, it has a delay time
(15)	the aperiodic process has the special (infinite) value of period
(16)	the periodic process has a finite value of period
Inter- / Intra- partition communication	
(17)	the message queue size of the queuing port is finite
(18)	the message number in the queue of queuing port is not larger than the maximum number of messages
(19)	the message queue size of the buffer is finite
(20)	the message number in the queue of buffer is not larger than the maximum number of messages
(21)	if the empty indicator of a blackboard is <i>OCCUPIED</i> , there must be a message on it
(22)	the value of the semaphore is not larger than the maximum value
(23)	if a process is waiting for a buffer, the partition that it belongs to is also the partition that the buffer belongs to. And the same as the blackboard, semaphore, and event
(24)	if a process is in the waiting queue of a queuing port, the process state should be <i>Waiting</i> . And the same as the buffer, blackboard, semaphore, and event
Health monitoring	
(25)	the error handler has maximum priority
(26)	the error handler is in its partition where the handler was created
(27)	the error handler and the process which created the handler are in the same partition

From the informal description of ARINC 653, we use manual modelling of the system functionality and manual translation of the service requirements. Hence, we have to manually validate the errors found in our Event-B formalization. After an error found in Event-B model, we check corresponding description in the ARINC 653 standard to confirm and locate the error.

IV. FORMALIZING ARINC 653

A formalization of ARINC 653 in Event-B is presented in this section. We firstly discuss our formalization criteria, then the Event-B model of the key system functionalities¹. Finally, the third subsection discusses how service requirements are formalized by translating the service specification grammar into Event-B.

A. Formalization criteria

The criteria of Event-B based modeling of systems are how to represent the system components, their attributes,

¹Here, the formalization is discussed briefly and the complete Event-B model can be downloaded from GitHub, <https://github.com/zhayongwang/arinc653model>

safety properties and actions by Event-B components such as *constants*, *sets*, *variables*, and *events*.

Components and types. The main components in ARINC 653 are *partition*, *process*, *communicating components* (port, channel, buffer, blackboard, semaphore, and event), *waiting queue*, and *error handler*. These components can be classified as statically configured components and dynamic components. Partitions are static components configured at build time and initialized during the POS booting. Any other component is a dynamic component, which is only created during partition initialization, using ARINC 653 *CREATE_** services. In particular, ARINC 653 does not allow creating components during partition run-time. We use *sets* in Event-B to represent partitions. Process and communicating components are represented by *sets* and *variables*. Sets specify the valid domain of a component, whilst variables are used to keep track of the created components during initialization. For instance, the set *PROCESSES* defines the domain of all processes in a system and the variable *processes* stores already created processes, and is a subset of *PROCESSES*. Waiting queues and error handlers are associated with communicating components and partitions respectively, and are represented as *variables*.

Component attributes. ARINC 653 defines the attributes of each component including fixed attributes and variable attributes. Fixed attributes can not be changed during run-time and are defined as *constants* in Event-B, and variable attributes are defined as *variables*. These constants and variables are functions mapping from a component's set to the data type of the attribute. Event-B supports functions with different properties, such as *partial functions*, *total functions*, and *partial injections*. For instance, the constant *Period_of_Partition* is a partition attribute, and represents a total function $Period_of_Partition \in PARTITIONS \rightarrow \mathbb{N}$, to indicate that all partitions have a *period* attribute of type natural. Whilst, the process attribute *deadlinetime_of_process* is a partial function $deadlinetime_of_process \in processes \rightarrow \mathbb{N}$, deadline time is undefined when a process is stopped, and defined when the process is in any other state.

Component relations. Due to spatial separation of ARINC 653, each component is created in one partition and it is bound to that partition. These relations may be one-to-one or one-to-many, which are represented with different types of functions in Event-B. For instance, $errorhandler_of_partition \in PARTITIONS \rightarrow processes$ is a partial injection since each partition has at most one error handler process.

Control and actions. ARINC 653 defines control and actions on components, such as the partition control, the process control and the port control. Each action on these components are formalized with one or more *events* in Event-B. Since the semantic gap between sequential description of service requirement and *guard-action* style event model in Event-B, we consider carefully the design principle of events and use semi-automatic translation from service requirement to Event-B as discussed in Subsection IV-C.

B. Event-B model of key system functionality

This subsection introduces Event-B model for some key system functionality in ARINC 653.

1) *Partition and process*: Partitions and processes functionality mainly consider partition control (operating modes and transition), process control (process states and transitions), and the scheduling principle. Since time management considers the timing aspect on control of process execution, we also model this functionality in this part.

Process state transitions are complex since process states are dependent on partition operating modes. Process states and transitions are encoded in Event-B in the machine *Mach_PartProc_Trans* as it follows. From the guards (**grd20** and **grd21**) of the *process_state_transition* event, we can analyze the nesting between partition operating modes and process states. This event models most of the state transitions, however some state transitions are modelled separately in other events because those transitions are a consequence of other systems events. For instance, transiting from state *Ready* to state *Running* is triggered by the process scheduling, therefore is modelled in the event *scheduling*; the state transitions from process states in the *COLD_START* or *WARM_START* partition modes to states in *NORMAL* mode are modelled in event *partition_modetransition_to_normal*; the creation of a process is modelled in event *create_process*, hence the transition from state *Dormant* to *Ready* is carried out in that event. In ARINC 653, the state *Waiting* implies three situations, a process was *suspended*, *waiting for a resource*, or *suspended when waiting for a resource*. To explicitly distinguish these situations, we define three states to present them respectively, *Suspend*, *Waiting* and *WaitandSuspend*.

```

process_state_transition  $\triangleq$  any part proc newstate where
@grd01 part  $\in$  PARTITIONS;
@grd02 proc  $\in$  processes;
@grd03 newstate  $\in$  PROCESS_STATES;
@grd06 processes_of_partition(proc) = part;
@grd07 partition_mode(part)  $\neq$  PM_IDLE;
      ((partition_mode(part) = PM_COLD_START  $\vee$ 
partition_mode(part) = PM_WARM_START)  $\wedge$ 
@grd20 process_state(proc) = PS_Dormant)  $\Rightarrow$ 
      newstate = PS_Waiting;
      ((partition_mode(part) = PM_COLD_START  $\vee$ 
partition_mode(part) = PM_WARM_START)  $\wedge$ 
@grd21 process_state(proc) = PS_Waiting)  $\Rightarrow$ 
      (newstate = PS_Dormant  $\vee$ 
newstate = PS_WaitandSuspend);
..... //here we omit other detailed guards
then
@act01 process_state(proc) := newstate;
end

```

Process state transitions in Event-B only model the possible transition path, not the actions executed during the transitions. These are modelled in machine *Mach_PartProc_Trans_withEvents* which models the process control, and defines the actions triggered by state transitions by means of the events *suspend*, *suspend_self*, *resume*, *stop*, *stop_self*, *start*, *delayed_start*, *timed_wait*, *period_wait*, *time_out*, *req_busy_resource*, *resource_become_available*, among others, for the concrete process control. In these events, we strengthen the guards of *process_state_transition* and those events defined in machine *Mach_PartProc_Trans_withEvents*, in such a way that it is refined by *Mach_PartProc_Trans_withEvents*.

2) *Timing and scheduling*: The timing and scheduling functionalities are important features of safety-critical real-time systems. Timing is not explicitly specified in ARINC 653 as a system functionality, except time management for

processes. We provide a simple model of timing and a two-level scheduling, to schedule IMA partitions and processes.

Scheduling. In POSs, all actions are initiated whenever a significant event occurs but scheduling, which is initiated by the regular event of a clock tick. The tick-tock has been considered as a way to model discrete time in Event-B [38]. We use event *ticktock* to represent the regular event of a clock tick, which increases variable *clock_tick* in one unit and variable *need_reschedule* is set to *TRUE* when appropriate to trigger the scheduling. The scheduling specified in ARINC 653 is a two-level scheduling. Partition scheduling is a fixed, cycle based scheduling and is strictly deterministic over time. This cyclic scheduling consists of a major time frame (*MTF*) that is split into partition time windows (*PTW*), each *PTW* having an starting and ending time relatives to the starting time of the *MTF*. Each *PTW* of a *MTF* is associated to a given partition, which is executed when the system time reaches starting point of the *PTW* and a new partition scheduling is performed when the system time reaches the end of point of the *PTW*. Process scheduling is priority preemptive and carried out by the partition.

The scheduling process chooses the current partition and process under execution according to the current *PTW* and the process priority. The partition scheduling is enabled when variable *need_reschedule* is *TRUE*, and the current time is in a *PTW* different than the current one. Note that the *IDLE* partition can not be scheduled. Variable *need_reschedule* is enabled by event *ticktock* or the events in which the running process is blocked. We also define variable *need_procresch* to indicate process scheduling after partition scheduling. If the partition mode is *NORMAL*, an ARINC process should be chosen to be executed. Otherwise, the partition is at an *START* mode and the main process of this partition occupies the processor time.

There are two special types of ARINC processes that need to be considered carefully during process scheduling, the error handler and a process locking the process preemption of its partition. A process accessing a critical section or a shared resources by multiple processes of the same partition can lock the process preemption of its partition to prevent process rescheduling operations. The error handler is a special aperiodic process with the highest priority, no deadline, and is invoked by the POS when a process level error is detected. It preempts any running process regardless of its priority and even if preemption is locked.

The abstract meaning of process scheduling for a partition in *NORMAL* mode is choosing a process to run. The current running process will be placed into *Ready* state and the chosen process into *Running* state. Here, if the chosen process is the current running process, it will remain in *Running* state. The abstract event of process scheduling is shown as following.

The abstract *process_schedule* event is extended in machine *Mach_PartProc_Manage* by events, *process_schedule* and *run_errorhandler_preempter*. The first event represents the normal process scheduling in a partition, and the second one represents the situation where the error handler of the partition has been started or a process has locked the process preemption of this partition.

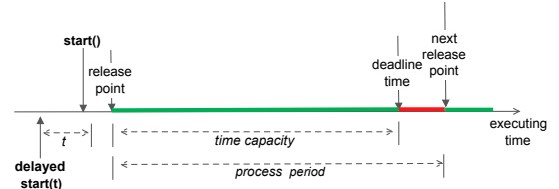


Fig. 4. Timing model of the periodic process

```

process_schedule  $\hat{=}$  any part proc where
  @grd01 part  $\in$  PARTITIONS;
  @grd02 proc  $\in$  processes;
  @grd03 processes_of_partition(proc) = part;
  @grd04 partition_mode(part) = PM_NORMAL;
  @grd05 process_state(proc) = PS_Ready  $\vee$ 
        process_state(proc) = PS_Running;
  then
    process_state := (process_state  $\Leftarrow$ 
      (process_state-1[{PS_Running}]  $\times$  {PS_Ready}))  $\Leftarrow$ 
      {proc  $\mapsto$  PS_Running};
  @act1
  end

```

Timing model for processes. ARINC 653 distinguishes periodic and aperiodic processes for the reason that they have different timing models. Whilst timing model for aperiodic processes is relatively simple, the timing model for periodic processes is more complex, as shown in Fig. 4. Periodic processes has a release point time, a time capacity, a period, and a deadline time. When a periodic process is started, it will be placed into the *Waiting* state to wait for its release point, which is the first periodic processing start in the next *MTF*. The process deadline time is its release point plus its time capacity, i.e. the maximum allowed time for that process to be under execution. When a process reaches its release point, its next release point will be calculated as the current release point plus its period. If a periodic process is started with a delay *t*, its release point and deadline time are calculated based on the starting time plus the delay *t*.

Periodic processes can also be *timed waited* for a delay time *t*. The *timed waited* process will be placed into the *Waiting* state and waken up after time *t*, remaining unchanged the deadline time of the process. The *periodic wait* event will suspend the execution of a periodic process until next release point, so the new release point is current release point plus process period and the deadline time is also recalculated based on the new release point. The *replenish* event updates the deadline time of a periodic process with a specified *budget time*. If a periodic process finishes before the *deadline time*, it will be placed into *Waiting* state to wait for next release point and POS asks for process rescheduling. Otherwise, its deadline time is missed and an exception is arisen that is handled by the health monitor. Since the deadline time of a process is in absolute time, it is easy to determine a deadline time miss when current time exceeds the deadline time: $clock_tick * ONE_TICK_TIME > deadline_time_of_process(proc)$. When a periodic process waiting for its next release point reaches it, event *periodicproc_reach_releasepoint* will be triggered and new release point time and deadline time are recalculated. Note that *Suspend* and *resume* can not be carried on periodic processes.

Time-out trigger. Another timing functionality in ARINC 653 is the *time-out trigger*. When a process is delayed started, it is suspended by itself, or sends a message to a buffer with a

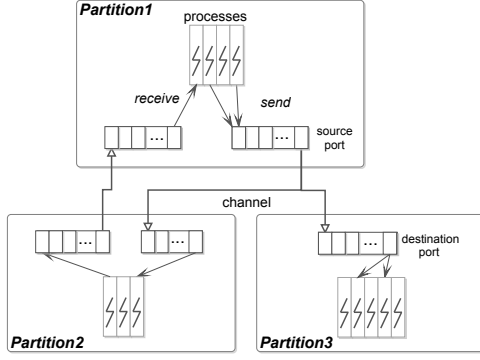


Fig. 5. The message based interpartition communication (queuing mode)

time-out, the POS initiates a time counter for that time-out. After the time elapsed, the POS responds to the expiration of the time-out by starting the process or sending a time-out message.

We define variable $timeout_trigger \in processes \rightarrow (PROCESS_STATES \times \mathbb{N}_1)$ to store the time counter for processes. $(proc \mapsto (PS_Ready \mapsto t)) \in timeout_trigger$ means that a process $proc$ is blocked waiting for some resource until time t , moment at which the blocked process will be placed into state *Ready*. In the model, a tuple $(ps \times t)$ will be inserted into $timeout_trigger$ when the POS initiates a time counter with a duration t , and it will block the process. Then when t arrives, the event $time_out$ will trigger a blocked process to state ps .

3) *Interpartition communication*: Interpartition communication is conducted via messages in ARINC 653. A partition is allowed to exchange messages through multiple channels via their respective source and destination ports. Ports can be configured into two different modes which determine the communication mode: Queueing and Sampling mode. Interpartition communication related actions and events are modelled in the machine *Mach_IPC_Conds*.

Messages are atomic entities in ARINC 653. For this reason, we define set *MESSAGES* to represent all abstract messages in the system, and variable *used_messages* to represent the set of already sent messages (used). In interpartition communication sending services, messages to be sent should be in the set $MESSAGES \setminus used_messages$, and be stored into *used_messages* after being sent.

Each port has a message space to store the message(s) to be sent/received via this port. On the one hand, sampling ports have a single message storage, which is modelled using variable $msgspace_of_samplingports \in SamplingPorts \rightarrow (MESSAGES \times \mathbb{N}_1)$. On the other, queueing ports keep a message queue, which is represented by variable $queue_of_queueingports \in QueueingPorts \rightarrow \mathbb{P}(MESSAGES \times \mathbb{N}_1)$. A pair in $MESSAGES \times \mathbb{N}_1$ means a message sent/received at a specific time. For instance, if the service of writing sampling message m has been invoked on port p at time t , then the ordered pair $p \mapsto (m \mapsto t) \in msgspace_of_samplingports$.

“The communication between partitions is done by processes which are sending or receiving messages. In queuing

mode, processes may wait on a full message queue (sending direction) or on an empty message queue (receiving direction). Processes waiting for a port in queuing mode are queued in FIFO or priority order.”[2] We use variable $processes_waitingfor_queueingports \in (processes \times \mathbb{N}_1 \times MESSAGES) \rightarrow QueueingPorts$ to store the waiting processes of a queuing port. An ordered pair $(proc \mapsto t \mapsto m) \mapsto port \in processes_waitingfor_queueingports$ means that process $proc$ invoked the service of sending/receiving a message m to/from $port$ on the time t and was blocked. ARINC 653 specifies two different policies to unblock processes blocked in a queuing port: based on the highest waiting time, where the unblocked process is that one which has been blocked in the queue for a longer time; or based on the process priority, where the unblocked process is that one with a higher priority among those blocked in the queuing port. This policy is statically specified for each queuing port. The message based communication in the queuing mode among partitions is shown in Fig. 5.

The port control system functionality in interpartition communication describes the communicating actions including creating ports, and sending/receiving message(s) to/from a sampling or queuing port. These actions are specify as events specifying the guards and the result of the port control action, which is proven to be strengthened and simulated by machine *MACH_IPC*, which encodes the service requirements hence refining machine *MACH_IPC_Conds*. The event *send_queueing_message* is modelled as following.

```

send_queueing_message  $\triangleq$  any port msg where
@grd01 part  $\in$  PARTITIONS;
@grd01 port  $\in$  ports;
@grd02 port  $\in$  QueueingPorts;
@grd03 Direction_of_Ports(port) = PORT_SOURCE;
@grd04 msg  $\in$  MESSAGES  $\wedge$  msg  $\notin$  used_messages;
card(queue_of_queueingports(port)) <
@grd05 MaxMsgNum_of_QueueingPorts(port);
@grd06 processes_waitingfor_queueingports-1{port} =  $\emptyset$ ;
then
@act01 queue_of_queueingports :  $|\exists t. (t \in \mathbb{N} \wedge (msg \mapsto t) \in$ 
queue_of_queueingports'(port));
@act02 used_messages := used_messages  $\cup$  {msg};
end

```

This event encodes the action of sending a message msg via a queuing port $port$, when the port is not full and there is no other process waiting to send a message through this port. Guard **grd05** ensures that the current message number of the queue is less then the queue size. Guard **grd06** ensures that there is not other processes waiting for sending messages via this port. Otherwise, the process invoking the event needs to be blocked. The actions state that message msg will be in the queue of $port$ (**act01**) and has been used (**act02**) after the execution of this event.

4) *Intrapartition communication*: Intrapartition communication mechanisms are buffers, blackboards, semaphores, and events. For space reasons we only introduce the *blackboard* model.

A blackboard allows to send and receive message to processes belonging to the same partition. Any message written on it remains there until the message is either cleared or overwritten by a new instance of the message. When a process attempts to read a message from an empty blackboard, it will be queued for a specified amount of time. When a message

is displayed on the blackboard, the POS removes all waiting processes from the process queue and puts them in state *Ready*. Variables $msgspace_of_blackboards \in blackboards \rightarrow MESSAGES$ and $emptyindicator_of_blackboards \in blackboards \rightarrow BLACKBOARD_INDICATOR_TYPE$ store the message that has been displayed on a blackboard and indicate whether a blackboard is empty or not, respectively. If $emptyindicator_of_blackboards$ is not false then $msgspace_of_blackboards$ is different from the empty set, therefore indicating that the blackboard contains at least one message. Events $display_blackboard$ and $display_blackboard_needwakeuprdprocs$ respectively encode the functionality of displaying a message in the blackboard when there are not any waiting process for that blackboard and when there are any waiting process that have to be awoken. Similarly, events $read_blackboard$ and $read_blackboard_whenempty$ respectively encode the reading functionality when the blackboard is not empty or it is empty and the process has to be enqueued in the waiting process queue. Event $display_blackboard_needwakeuprdprocs$ extends the event $resource_become_available2$ that wakes up all processes waiting for a resource, and is enabled when the waiting process queue is not empty (grd505). Actions act501 ~ act504 represent the result of this event. The Event-B model is shown below.

```

display_blackboard_needwakeuprdprocs extends resource_become_available2  $\triangleq$ 
any bb msg where
  @grd500 bb  $\in$  blackboards;
  @grd504 msg  $\in$  MESSAGES  $\wedge$  msg  $\notin$  used_messages;
  @grd505 processes_waitingfor_blackboards-1{bb}  $\neq \emptyset$ ;
then
  @act501 msgspace_of_blackboards(bb) := msg;
  processes_waitingfor_blackboards := procs  $\triangleleft$ 
  @act502 processes_waitingfor_blackboards;
  @act503 used_messages := used_messages  $\cup$  {msg};
  @grd505 emptyindicator_of_blackboards(bb) :=
  @act504 BB_OCCUPIED;
end

```

5) *Health monitoring*: In ARINC 653, the HM is responsible for responding to and reporting hardware, application and POS software faults and failures. ARINC 653 supports HM by providing HM configuration tables and an application level error handler process. These tables are the Module HM table, Multi-Partition HM tables and Partition HM tables. The error handler is a special process of the partition with highest priority and no process identifier.

HM is modelled in machine Mach_HM. It defines variable $module_shutdown \in BOOL$ to control the module, and each event in machine Mach_IPC are extended in Mach_HM by adding a guard $module_shutdown = FALSE$. This means if the module is shut down, no event can be triggered.

The HM decision logic is implemented in the *guards* of the events encoding recovery actions. Recovery actions at the module level are only triggered when the error is inside a partition time window (PTW) and the error is a module level error of the partition executed during the current PTW. For instance, the event $hm_recoveryaction_shutdown_module$ is specified as it follows.

Recovery actions at the partition level are triggered when the error is a partition level error and the error handler has not been created in that partition, or the error was caused by the error handler of the partition.

```

hm_recoveryaction_shutdown_module  $\triangleq$  any errcode where
  @grd700 module_shutdown = FALSE;
  @grd701 errcode  $\in$  SYSTEM_ERRORS;
  @grd702 errcode  $\in$  dom(MultiPart_HM_Table(part));
  @grd703 errcode  $\mapsto$  MLA_SHUTDOWN  $\in$ 
  MultiPart_HM_Table(part);
then
  @act701 module_shutdown := TRUE;
end

```

Finally, if the error level is process, the error handler of this partition has been created, and the error was not caused by the error handler, the error handler will be activated to process this error. How to handle an error is application dependent. Event $hm_recoveryaction_errorhandler$ is specified as it follows. The guard grd703 means that a *Deadline_Missed* error occurs when some process in this partition missed its deadline time.

```

hm_recoveryaction_errorhandler extends start_aperiodprocess_innormal  $\triangleq$  any
errcode where
  @grd700 module_shutdown = FALSE;
  @grd701 errcode  $\in$  SYSTEM_ERRORS;
  (errcode  $\in$  dom(Partition_HM_Table(part))  $\wedge$ 
  @grd702  $\exists a. (a \in PARTITION\_RECOVERY\_ACTIONS \wedge$ 
  ERROR_LEVEL_PROCESS  $\mapsto a \in$ 
  dom(Partition_HM_Table(part)(errcode)))  $\wedge$ 
  DEADLINE_MISSED  $\in$  ran(Partition_HM_Table
  (part)(errcode))  $\Rightarrow (\exists proc. (proc \in$ 
  @grd703 processes_of_partition-1{part}  $\wedge$ 
  clock_tick * ONE_TICK_TIME >
  deadlinetime_of_process(proc)))  $\wedge$ 
  @grd704 part  $\in$  dom(errorhandler_of_partition);
  @grd705 current_process  $\neq$  errorhandler_of_partition(part);
  @grd706 proc = errorhandler_of_partition(part);
end

```

C. Translating service requirements into Event-B

A service definition in the APEX specification contains the name of the service (*srvname* in this case) and a list of formal parameters ($p_1 \dots p_n$) with their types. The description of a service consists of a short definition of functionality and a full description of its semantics. The semantic description gives the algorithm of the service behavior, which is composed of two parts: an error part which describes error handling due to incorrect values of actual input or input-output parameters, and a normal part which describes the treatment to be performed when no error is detected by the service.

Although ARINC 653 defines a structured language to describe the functional requirements of APEX services we find that ARINC 653 Part 1 only use compound statements “IF” and “SEQUENCE” to describe compound structure. Moreover, due to the natural language description of simple statement, it is difficult to implement automatic translation from APEX specification to Event-B model. Hence, we concentrate on translating the structure of APEX services to events, and the detailed behavior of each service presented by simple statements need to be modelled by hand. The specification grammar of APEX service is illustrated in the left part of Fig. 6, and the generated events are shown in the right part.

Event-B does not have compound statements such as “IF”, “CASE”, and “LOOP”, therefore the description of an APEX service should be decomposed into a few events with non-intersect guards. It means that if one event is enabled by its guard, then all of other events are disabled. For “IF” statement, the body of this statement (e.g., $acts_{11}$, $acts_{12}$, $acts_2$, $acts_3$) are behaviors under different conditions that do not intersect. Therefore, we use an event to represent the behavior of each

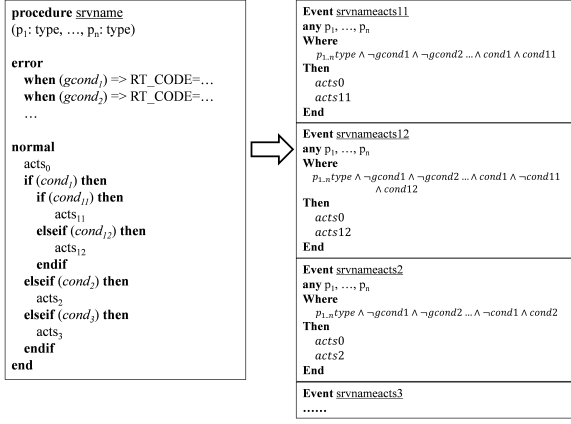


Fig. 6. Translate APEX specification into Event-B

body. Additionally, for each “IF” statement we need to add a new event representing the “ELSE” body, even when it is and “IF” without an “ELSE”. The type of parameters of the APEX service is encoded as guards of each event ($p_{1..n}type$). In the error part, conditions $gcond_1$, $gcond_2$, etc. indicate incorrect values of parameters, and thus their negation are translated into Event-B as *guards* of each event. The conditions of the “IF” statement are also translated as guards. The condition of $acts_{11}$ is $cond_1 \wedge cond_{11}$, so the guard of the corresponding event includes $cond_1 \wedge cond_{11}$. Whilst, the condition of $acts_{12}$ is $cond_1 \wedge \neg cond_{11} \wedge cond_{12}$.

A simple statement, such as “set the specified process state to DORMANT;” in Fig. 2, is translated into actions in the event according to the meaning of the statement, which is usually represented by a deterministic assignment, e.g., $process_state(proc) := PS_DORMANT$.

We have designed an algorithm to guide manual translations from APEX service requirement into Event-B model as shown in Algorithm 1. For convenience, we firstly give a simple syntax for APEX service specification grammar:

$c ::= \mathbf{ACT} \ act \mid c; c \mid \mathbf{IF} \ cond \ \mathbf{THEN} \ c \mid \ \mathbf{IF} \ cond \ \mathbf{THEN} \ c \ \mathbf{ELSE} \ c$

where $\mathbf{ACT} \ act$ is simple statement. $c; c$ is sequence statement.

The algorithm translates a service requirement presented in this syntax into a set of events. A service requirement is a tuple $\langle \zeta, P, E, S \rangle$, where ζ is the service name, P is parameter list, E is error conditions in the error part, S is the normal part. In Algorithm 1, function $translate$ translates a statement into a set of events and $translate_service$ translates a service requirement into the final set of events. An event in $evts$ set is a tuple $\langle \iota, \sigma, \alpha \rangle$, where ι is name of the event, σ is guard list and α is action list of the event. We initially put an event with empty guards and empty actions into set $evts$. The actions for simple statements immediate. The case of “IF” is not so straightforward. For each “IF” it is necessary to create two events one having as guards the “IF” condition, and the other its negation, and their bodies are recursively processed by the translation algorithm adding actions to the events when the body is a simple action, or creating new events with non-intersect guards in case the body

Algorithm 1: Translate APEX service into Event-B

```

function translate( $evts, stmt$ ){
  switch  $stmt$  do
    case  $\mathbf{ACT} \ act$ 
      add the action  $act$  to end of action list of each event in  $evts$ ;
      return  $evts$ ;
    case  $st1; st2$ 
       $evts' \leftarrow translate(evts, st1)$ ;
      return  $translate(evts', st2)$ ;
    case  $\mathbf{IF} \ cond \ \mathbf{THEN} \ st1 \ \mathbf{ELSE} \ st2$ 
       $evts' \leftarrow duplicate \ of \ evts$ ;
      add the “ $cond$ ” to end of guard list of each event in  $evts$ ;
       $evts \leftarrow translate(evts, st1)$ ;
      add the “ $\neg cond$ ” to end of guard list of each event in  $evts'$ ;
       $evts' \leftarrow translate(evts', st2)$ ;
      return  $evts \cup evts'$ ;
    case  $\mathbf{IF} \ cond \ \mathbf{THEN} \ st$ 
       $evts' \leftarrow duplicate \ of \ evts$ ;
      add the “ $cond$ ” to end of guard list of each event in  $evts$ ;
       $evts \leftarrow translate(evts, st1)$ ;
      add the “ $\neg cond$ ” to end of guard list of each event in  $evts'$ ;
      return  $evts \cup evts'$ ;
  }
}

function translate_service( $spec$ ){ //  $spec = \langle \zeta, P, E, S \rangle$ 
   $evts \leftarrow \{ \langle \zeta, \phi, \phi \rangle \}$ 
   $evts \leftarrow translate(evts, S)$ 
  add  $\wedge_i (\neg E_i)$  to guard list of each event in  $evts$ 
  return  $\{ ev. ev \in evts \wedge ev.\alpha \neq \emptyset \}$ 
}

```

contains a nested “IF”. The composition statement “;” is trivial in the case of two simple statements or a simple statement and an “IF” statement. However, in the case of two “IF” statements is slightly more complicated. In this case, the first “IF” creates a set of events $evts$ that are passed as an argument to the translation of the second “IF”, then the second “IF” duplicates $evts$ into $evts'$, and adds its conditions as guards to each event in $evts$, similarly it will add the negated condition to each event in $evts'$, therefore obtaining all possible non-intersect guards for both “IF”. Finally, the algorithm adds the negative of conditions in error part to guard list of each event and removes those events with empty actions. The event name in final event set will be renamed manually according to their meanings.

Finally, this translation approach can be simplified when the bodies of “IF” statements are very simple, e.g., when the body is only a simple statement. In that case the conditions of an “IF” statement can be represented in the guard of the event. For instance, in the specification of the STOP service (Fig. 2), the second “IF” (“current process is error handler and PROCESS_ID is process which the error handler preempted”), is translated the partition’s lock level should be reset. In the event $stop$, we add a new parameter $newlocklevel$ and two guards shown as following.

```

current_process_flag = TRUE ∧
part ∈ dom(errorhandler_of_partition) ∧
@grd45 current_process = errorhandler_of_partition(part) ∧
proc = process_call_errorhandler(current_process)
⇒ newlocklevel = {part ↦ 0};
¬(current_process_flag = TRUE ∧
part ∈ dom(errorhandler_of_partition) ∧
@grd46 current_process = errorhandler_of_partition(part) ∧
proc = process_call_errorhandler(current_process))
⇒ newlocklevel = ∅;

```

The **grd45** means if current process is the error handler of current partition and the process to be stopped is the process which the error handler preempted, then $newlocklevel$ is an ordered pair $part \mapsto 0$. Otherwise, $newlocklevel$ is

TABLE II. STATISTICS OF MODEL AND PROOF

Machine	LOC	Proof obligations	Automatically discharged	Interactively discharged
Mach_Part_Trans	39	7	6 (86%)	1(14%)
Mach_PartProc_Trans	236	128	118 (92%)	10(8%)
Mach_PartProc_Trans_withEvents	495	223	219 (98%)	4(2%)
Mach_PartProc_Manage	900	580	504 (87%)	76(13%)
Mach_IPC_Conds	2022	272	169 (62%)	103(38%)
Mach_IPC	2267	560	463 (83%)	97(17%)
Mach_HM	2712	18	9 (50%)	9(50%)
Total		1791	1491(83%)	300(17%)

\emptyset (**grd46**). In the actions of event *stop*, there is an assignment *locklevel_of_partition* := *locklevel_of_partition* \Leftarrow *newlocklevel*. Thus, the semantic of the “IF” statement is implemented without decomposing into different events.

V. RESULTS AND DISCUSSION

A. Model and proof statistics

In Table II we give model and proof statistics of ARINC 653 Part 1 in the Rodin tool ². These statistics measure the size of the model, the proof obligations generated and discharged by the Rodin tool, and those proved interactively. The LOC of the machines increase gradually since the refinement machine is an extension of the refined machine. Therefore, the total LOC is not the summation of all machines and is not counted here.

Proving is a time-consuming and skilled work in Event-B. Fortunately, the Rodin tool provides effective automatic provers that saves much proving time on our model. In addition it is possible to integrate third-party provers (such as Atelier B prover) and SMT solvers (such as CVC3 and Z3) as Rodin plugings bringing the degree of automation to a higher level (more than 80%).

B. Errors found in ARINC 653

we found three errors in ARINC 653 Part 1, amongst which, one in service of process management, and two in services of inter- and intra-partition communication. Additionally we detected three cases where the specification of process state transitions is incomplete.

1) *In process state transitions*: An incomplete description of process state transitions is detected. The “process states and state transitions” description in ARINC 653 Part 1 is very detailed and try to list all actions triggering transitions. But we find that some significant actions are not involved either in the figure or in the text.

The errors are the following:

- in the COLD/WARM_START mode, a suspended process can also be resumed and its state transits from *Waiting* to *Waiting*. This action is missed in the “Waiting - Waiting” transition conditions in the standard.
- in the NORMAL mode, if an aperiodic process is *delayed_started* (if the delay time > 0), its state transits from *Dormant* to *Waiting*. This action is missed in the

“Dormant - Waiting” transition conditions in NORMAL mode in the standard.

- in the NORMAL mode, if an aperiodic process is *delayed_started* (if the delay time = 0), its state transits from *Dormant* to *Ready*. This action is missed in the “Dormant - Ready” transition conditions in NORMAL mode in the standard.

These incompleteness are found by verifying the *guard strengthening* between the machine Mach_PartProc_Trans_withEvents and its refinement Mach_PartProc_Manage. Mach_PartProc_Trans_withEvents models the process state transition and their triggering actions according to the standard, and Mach_PartProc_Manage models the service requirements. The guard strengthening requires that the state transitions specified in Mach_PartProc_Manage should not be contradictory with the transitions in Mach_PartProc_Trans_withEvents. After carefully checking these errors, we find that the service requirements are correct while the process state transitions are incomplete.

2) *In requirement of process management services*: The error is in the requirement of the *RESUME* service. In fact, an aperiodic process that has been *delayed_started* will be in the *Waiting* state if it is *suspended*. When that process is resumed, it should retain in the *Waiting* state if the delay time has not reached. But according to service requirement *RESUME* defined in ARINC 653 partly shown below, the aperiodic process is set into the *Ready* state, because this process is not waiting on a process queue and not waiting on a TIMED_WAIT time delay. This error is found by verifying the *guard strengthening* between the *resume* events in the machine Mach_PartProc_Trans_with_Events and Mach_PartProc_Manage.

```

if (the specified process is not waiting on a process queue or TIMED_WAIT time delay
) then
  set the specified process state to READY;
  if (preemption is enabled) then
    ask for process scheduling;
    — The current process may be preempted by the resumed process
  end if;
end if;

```

3) *In requirements of the communication service*: We find two errors in the requirements of the communication service .

The first one is an error in inter-partition communication. The *SEND_QUEUEING_MESSAGE* service is used to send a message via a specified queuing port. If there is enough space in the queuing port to accept the message, the message is inserted to the end of the port’s message queue. If there is not then the process is blocked and stays in the waiting queue until the specified time-out, if finite, expires, or space becomes free in the port to accept the message. However, in the service specification when the time-out does not expire and space is released, the sent message is not inserted into the message queue. This leads to an error that where sending processes waiting for the free space within the time-out loses their sent messages. This error is found by verifying the *simulation* between the *send_queueing_message* events in the machine Mach_PartProc_Trans_with_Events and Mach_PartProc_Manage. The event in the first machine requires that the message should be in the message queue after being sent when the message queue is sufficient, or not

²The LOC in this table is counted in the original Event-B editor of Rodin. While for pretty printing, the Event-B model that can be downloaded from our web page is printed from Camille editor which is a plugin of Rodin

sufficient but the sending process does not expires. But the second machine is contradictory with it.

The second error is in the specification of the *RECEIVE_BUFFER* service in intra-partition communication. This service is used to receive a message from a specified buffer. When the buffer is not empty, the receiving process can receive a message directly, and the message should be removed from the message queue of this buffer. But in the service specification, we find that the received message is not removed. This leads to an error that the message queue of a buffer may always be full. This error is found by verifying the *simulation* between the *receive_message* events in machines *Mach_PartProc_Trans_with_Events* and *Mach_PartProc_Manage*. The event in the first machine requires that the message should not be in the message queue after being received, but the second machine is contradictory with it.

C. Discussion

1) *Completeness of our model*: Although we have formalized all of ARINC 653 services and the system functionality, some implementation-related details are not covered in our formalization: (1) we eliminate execution context attributes of partitions and processes, e.g. entry point and stack size, since ARINC 653 only defines these attributes, but not any behavior about them. (2) we omit the detailed partition switch, that leads us to capture only the error inside a partition time window in the HM. (3) we don't care the booting/initialization of the POS, since ARINC 653 define nothing about POS booting process. For the purpose of verifying the ARINC standard or ARINC based applications, these eliminations do not affect the verification result. However, these details should be implemented when formally developing a POS from the ARINC 653 specification.

2) *Event-B modeling of software specification*: The most notable problem when we are formalizing the ARINC 653 is the semantic gap between sequential description of service requirement and *guard-action* style event model. ARINC 653 specifies the software, i.e. the partitioning operating system, therefore the semantics of each service are specified by a structural sequential language, whilst Event-B is a formalism for developing and verifying systems using *events*. Sequential programs can be generated from the Event-B model, while to our knowledge, there is no known work on how to translate structural languages into Event-B. This paper provides a preliminary translation approach from APEX specification grammar to Event-B, but an ideal and semantically equivalent translation framework is needed for high assurance.

3) *Deductive verification vs. model checking*: Model checking is an automatic and “push-down” verification approach for system and software. As concluded in [12], verification of complex systems is never automatic or “push-button”. This standpoint is also confirmed in our work. In the Rodin tool, the ProB [39] is a model checker for the Event-B models. At first, we try to furnish properties in linear temporal logic and model check them using ProB. We find that it is feasible on our model on the first and second levels of abstraction, but the state space is too large to be checked on other levels. The deductive verification in Event-B is done by logic reasoning. Although

it needs expert skills in mathematics and logics, most of proof obligations can be discharged automatically by provers (up to 80%).

4) *Safety and liveness properties*: The shortcoming of deductive verification in Event-B is that the properties are represented as *invariants*, which are safety properties. The liveness properties are another major class of properties [37]. In [40], the authors collected 555 examples of property specifications, 27.2% are invariant properties (global absence and universality properties), whilst, the liveness properties covers about 45.6%(global existence and response). We found that liveness properties are very useful in the specification of the communication in ARINC 653. Liveness properties can partially be expressed by the Flow language in [41], but it is difficult to specify possible continuation scenarios, which means that *globally* (*G*) quantifier is not supported. Reasoning about liveness properties directly on Event-B model is feasible [42], the absence of supporting tools makes it difficult to be applied to complex models that lead us to forgo the verification.

5) *Reusing models for development and verification*: The Event-B model of ARINC 653 defines the abstract specification of the POSs. This model could also be used in the model-based development and the verification of POSs.

The POSs is an execution environment for applications. Composition of the ARINC 653 model and application models enables the simulation, analysis and verification for IMA systems. This requires that the application is also modelled in Event-B and that tools in Event-B support complex analysis on the model. Current version of the Rodin tool only supports functional verification and simulation. In particular, time analysis needs to be strengthened in Rodin or else it could export the Event-B model to another analysis tools.

Second, the ARINC 653 model provides the possibility of formally developing a new POS by refinement, and finally generating the source code. The Rodin tool provides many code generation plugins, such as C, C++, Java and Ada. The difficulty of this goal may come from the hardware dependency of POSs and the efficiency of the generated code. The source code of POSs usually has some intrinsic patterns and contains assembly code. These require that the Event-B model is detailed enough and that the code generation in Rodin is revised according to this target.

VI. CONCLUSIONS

In this report, we have presented the formalization and deductive verification of the ARINC 653 standard using Event-B. The system functionality and all of 57 services specified in ARINC 653 Part 1 have been modelled in Event-B. The safety properties of system functionality and service requirements, and the consistency between them are checked by discharging proof obligations of invariants and refinement preservation. Finally, we found three errors in ARINC 653 Part 1 and detected three cases where the specification is incomplete. The verification was significantly simplified due to the high degree of automated reasoning in the Rodin tool.

As future work we are considering to include mechanical checking of these errors in ARINC 653 compliant OSs source code such as XtratuM, and POK, and to extract liveness properties from the ARINC 653 standard and discover appropriate

solutions to verify them. Since ARINC 653 is being considered to support multicore platform, it is also an important aspect in our future work.

ACKNOWLEDGEMENT

We much appreciate the suggestions from Prof. Jean-Paul Bodeveix and Prof. Mamoun Filali from IRIT, Université de Toulouse, France. This work was supported by the Fundamental Research Funds for the Central Universities under the Grant No.YWF-15-GJSYS-083.

REFERENCES

- [1] J. Rushby, "Partitioning in avionics architectures: Requirements, mechanisms, and assurance," DTIC Document, Tech. Rep., 2000.
- [2] *ARINC Specification 653: Avionics Application Software Standard Interface, Part 1 - Required Services*, Aeronautical Radio, Inc., November 2010.
- [3] J. Delange and L. Lec, "Pok, an arinc653-compliant operating system released under the bsd license," in *13th Real-Time Linux Workshop*, vol. 10, 2011.
- [4] M. Masmano, I. Ripoll, A. Crespo, and J.-J. Metge, "Xtratum: a hypervisor for safety critical embedded systems," in *Real-Time Linux Workshop*, 2009.
- [5] J. Woodcock, P. G. Larsen, J. Bicarregui, and J. Fitzgerald, "Formal methods: Practice and experience," *ACM Comput. Surv.*, vol. 41, no. 4, pp. 1–36, October 2009.
- [6] Z. Yongwang, M. Dianfu, and Y. Zhibin, "A survey on formal specification and verification of separation kernels," National Key Laboratory of Software Development Environment (NLSDE), Beihang University, <http://act.buaa.edu.cn/zhao/yw/research/survey2014.pdf>, Tech. Rep., 2014.
- [7] P. De La Cámara, M. del Mar Gallardo, and P. Merino, "Model extraction for arinc 653 based avionics software," in *Model Checking Software*. Springer, 2007, pp. 243–262.
- [8] F. Singhoff and A. Plantec, "Aadl modeling and analysis of hierarchical schedulers," *ACM SIGAda Ada Lett.*, vol. 27, no. 3, pp. 41–50, 2007.
- [9] A. Oliveira Gomes, "Formal specification of the arinc 653 architecture using circus," Master's thesis, University of York, 2012.
- [10] Y. Wang, D. Ma, Y. Zhao, L. Zou, and X. Zhao, "An aadl-based modeling method for arinc653-based avionics software," in *COMPSAC*, July 2011, pp. 224–229.
- [11] J. Delange, L. Pautet, and F. Kordon, "Modeling and validation of arinc653 architectures," in *ERTS*, May 2010.
- [12] B. Beckert and R. Hahnle, "Reasoning and verification: State of the art and current trends," *IEEE Intell. Syst.*, vol. 29, no. 1, pp. 20–29, 2014.
- [13] J.-R. Abrial and S. Hallerstede, "Refinement, decomposition, and instantiation of discrete models: Application to event-b," *Fundam. Inform.*, vol. 77, no. 1-2, pp. 1–28, Jan. 2007.
- [14] J.-R. Abrial, M. Butler, S. Hallerstede, T. Hoang, F. Mehta, and L. Voisin, "Rodin: an open toolset for modelling and reasoning in event-b," *Int. J. on Softw. Tools for Technol. Transf.*, vol. 12, no. 6, pp. 447–466, 2010.
- [15] J.-R. Abrial, *Modeling in Event-B: System and Software Engineering*. New York, NY, USA: Cambridge University Press, 2013.
- [16] P. de la Cámara, J. R. Castro, M. d. M. Gallardo, and P. Merino, "Verification support for arinc-653-based avionics software," *Software Testing, Verification and Reliability*, vol. 21, no. 4, pp. 267–298, 2011.
- [17] F. F. Verbeek, S. S. Tverdyshev, and etc., "Formal specification of a generic separation kernel," *Archive of Formal Proofs*, 2014.
- [18] F. Verbeek, O. Havle, and etc., "Formal api specification of the pikeos separation kernel," in *NASA Formal Methods*, 2015, pp. 375–389.
- [19] D. Sanán, A. Butterfield, and M. Hinchey, "Separation kernel verification: The xtratum case study," in *Verified Software: Theories, Tools and Experiments*. Springer, 2014, pp. 133–149.
- [20] Y. Choi, "Constraint specification and test generation for osek/vdx-based operating systems," in *Software Engineering and Formal Methods*. Springer, 2013, pp. 305–319.
- [21] D.-H. Vu and T. Aoki, "Faithfully formalizing osek/vdx operating system specification," in *3rd Symposium on Information and Communication Technology*. New York, NY, USA: ACM, 2012, pp. 13–20.
- [22] M. M. Wilding, D. A. Greve, R. J. Richards, and D. S. Hardin, "Formal verification of partition management for the aamp7g microprocessor," in *Design and Verification of Microprocessor Systems for High-Assurance Applications*. Springer, 2010, pp. 175–191.
- [23] C. Baumann, T. Bormer, H. Blasum, and S. Tverdyshev, "Proving memory separation in a microkernel by code level verification," in *ISORCW*. IEEE, 2011, pp. 25–32.
- [24] S. Tverdyshev, "Extending the gvw security policy and its modular application to a separation kernel," in *NASA Formal Methods*. Springer, 2011, pp. 391–405.
- [25] R. J. Richards, "Modeling and security analysis of a commercial real-time operating system kernel," in *Design and Verification of Microprocessor Systems for High-Assurance Applications*. Springer, 2010, pp. 301–322.
- [26] C. L. Heitmeyer, M. M. Archer, E. I. Leonard, and J. D. McLean, "Applying formal methods to a certifiably secure software system," *IEEE Trans. on Soft. Eng.*, vol. 34, no. 1, pp. 82–98, 2008.
- [27] P. André, "Assessing the formal development of a secure partitioning kernel with the b method," in *ESA Workshop on Avionics Data, Control and Software Systems (ADCSS)*, 2009.
- [28] D. Déharbe, S. Galvão, and A. M. Moreira, "Formalizing freertos: First steps," in *Formal Methods: Foundations and Applications*. Springer, 2009, pp. 101–117.
- [29] S. Hoffmann, G. Haugou, S. Gabriele, and L. Burdy, "The b-method for the construction of microkernel-based systems," in *B 2007: Formal Specification and Development in B*. Springer, 2006, pp. 257–259.
- [30] R. Kolanski and G. Klein, "Formalising the l4 microkernel api," in *12th Computing: The Australasian Theory Symposium*. Australian Computer Society, Inc., 2006, pp. 53–68.
- [31] A. Jirachiefpattana and R. Lai, "Verification of the ISO ROSE protocol specified in estelle," in *IFIP PSTV*, 1994, pp. 87–102.
- [32] M. Devillers, D. Griffioen, J. Romijn, and F. Vaandrager, "Verification of a leader election protocol: Formal methods applied to ieee 1394," *Form. Methods in Syst. Des.*, vol. 16, no. 3, pp. 307–320, 2000.
- [33] K. Bhargavan, D. Obradovic, and C. A. Gunter, "Formal verification of standards for distance vector routing protocols," *J. ACM*, vol. 49, no. 4, pp. 538–576, Jul. 2002.
- [34] S. Elankayer, Z. Saad, and M. Vallipuram, "Formal verification of the ieee 802.11i wlan security protocol," in *17th Australian Software Engineering Conference*, 2006, pp. 181–190.
- [35] M. Eian and S. Mjolsnes, "A formal analysis of ieee 802.11w deadlock vulnerabilities," in *INFOCOM*, March 2012, pp. 918–926.
- [36] R. Panesar-Walawege, M. Sabetzadeh, and L. Briand, "A model-driven engineering approach to support the verification of compliance to safety standards," in *ISSRE*, Nov 2011, pp. 30–39.
- [37] F. B. Schneider, "Decomposing properties into safety and liveness," Ithaca, NY, USA, Tech. Rep., 1987.
- [38] S. Mohammad Reza and B. Michael, "Specification and refinement of discrete timing properties in event-b," in *11th International Workshop on Automated Verification of Critical Systems (AVoCS 2011)*, 2011.
- [39] M. Leuschel and M. Butler, "Prob: A model checker for b," in *FME*. Springer, 2003, pp. 855–874.
- [40] M. B. Dwyer, G. S. Avrunin, and J. C. Corbett, "Patterns in property specifications for finite-state verification," in *ICSE*. New York, NY, USA: ACM, 1999, pp. 411–420.
- [41] A. Iliassov, "Use case scenarios as verification conditions: Event-b/flow approach," in *Software Engineering for Resilient Systems*, ser. Lecture Notes in Computer Science, E. Troubitsyna, Ed. Springer Berlin Heidelberg, 2011, vol. 6968, pp. 9–23.
- [42] T. S. Hoang and J.-R. Abrial, "Reasoning about liveness properties in event-b," in *ICFEM*. Berlin, Heidelberg: Springer-Verlag, 2011, pp. 456–471.