

Strongly lensed gravitational waves from intrinsically faint double compact binaries — prediction for the Einstein Telescope

Xuheng Ding,¹ Marek Biesiada,^{1,2,3} Zong-Hong Zhu¹

¹ Department of Astronomy, Beijing Normal University, Beijing 100875, China

² Department of Astrophysics and Cosmology, Institute of Physics, University of Silesia, Uniwersytecka 4, 40-007 Katowice, Poland

³ Kavli Institute for Theoretical Physics China, CAS, Beijing 100190, China

Abstract. With a fantastic sensitivity improving significantly over the advanced GW detectors, Einstein Telescope (ET) will be able to observe hundreds of thousand inspiralling double compact objects per year. By virtue of gravitational lensing effect, intrinsically unobservable faint sources can be observed by ET due to the magnification by intervening galaxies. We explore the possibility of observing such faint sources amplified by strong gravitational lensing. Following our previous work, we use the merger rates of DCO (NS-NS, BH-NS, BH-BH systems) as calculated by Dominik et al.(2013). It turns out that tens to hundreds of such (lensed) extra events will be registered by ET. This will strongly broaden the ET's distance reach for signals from such coalescences to the redshift range $z = 2 - 8$. However, with respect to the full inspiral event catalog this magnification bias is at the level of 0.001 and should not affect much cosmological inferences.

Keywords: gravitational lensing, gravitational waves / experiments, gravitational waves / sources

Contents

1	Introduction	1
2	Methodology	2
3	Results and discussion	4
4	Conclusions	8

1 Introduction

Gravitational waves (GW thereafter) are expected to be registered soon by the upgraded advanced LIGO/VIRGO detectors [1, 2]. This will open an era of experimental gravitational wave astrophysics with the expected detection rates of order ranging from tens to a thousand events per year. The real breakthrough will come with the new generation of detectors, an example of which — the Einstein Telescope (ET) has already went through the initial design study [3]. Because such an instrument will improve an order of magnitude in sensitivity over the advanced laser interferometer detectors LIGO and VIRGO, simple scaling arguments lead us to expect tens to hundreds thousands of detections per year. With such a number of detectable events and with the detector horizon reaching $1 - 2 \text{ Gpc}$ one may expect that non-negligible number of sources would be gravitationally lensed by galaxies lying in between. We considered this problem in our previous papers [4, 5]. In particular the analysis performed in [5] was very comprehensive in the sense of taking into account full population of double compact objects (DCO) i.e. NS-NS, NS-BH, and BH-BH binaries, as well as taking the cosmological merger rates at different redshifts as suggested by the population synthesis model (using `StarTrack` code) in Dominik et al. [6]. The result was that ET would register about $50 - 100$ strongly lensed inspiral events per year with statistics dominated by the BH-BH systems. These results suggest that ET will provide a considerable catalog of strongly lensed events during a few years of its successful operation. Our previous estimates in [5] were obtained under assumption that DCO systems intrinsically have signal to noise ratio (SNR) greater or equal to the threshold $\rho_0 = 8$. This was a reasonable assumption since we wanted to estimate the rates of lensed events in the population of sources detectable to the ET. However, gravitational lensing effect will magnify the amplitudes of the GW sources increasing this way the SNR of each lensed DCO system. Therefore, intrinsically faint sources (having $SNR < 8$) may now become observable to the ET. In this paper, we supplement our previous study by considering sources which are intrinsically below the detection threshold and consequently would not be observed had not they been magnified by the lens.

The paper is organized as follows. In Section 2, we briefly recapitulate our methodology (referring to [4, 5] for detailed calculations) and review DCO catalog build from evolutionary population synthesis code which we use thereafter. Then, in Section 4 we present our results and conclusions.

Throughout the paper we comply with the notation and nomenclature of [5] and [6]. For the sake of consistency with previous works, we assume flat FRW cosmological model. In particular the expansion rate in this model reads:

$$H(z) = H_0 \sqrt{\Omega_m(1+z)^3 + (1 - \Omega_m)} \quad (1.1)$$

with $H_0 = 70 \text{ km/s/Mpc}$, $\Omega_m = 0.3$ as in Dominik et al. [6]. We will also adopt the notation: $E(z) = H(z)/H_0$ and $\tilde{r} = \int_0^z \frac{dz'}{E(z')}$ — the non-dimensional comoving distance.

2 Methodology

Our goal is to estimate the number of GW sources which would be magnified above the detector's threshold. However, unlike in our previous estimates we will admit them being intrinsically faint, i.e. such that they would not be detected haven't they been lensed. From the physical point of view a relevant observable quantity is the dimensionless amplitude of the GW - the strain $h(t) = F_+ h_+(t) + F_\times h_\times(t)$, where $+$ and \times denote two independent polarizations. However, the detector is not able to register pure signal, but rather the signal is buried in the detector's noise, thus we have to use matched filtering technique in which signal to noise ratio (SNR) ρ is the integrated signal spectral power weighted down by noise power spectral density. In particular, for a single detector it reads (for more details see [4] and references therein):

$$\rho = 8\Theta \frac{r_0}{d_L(z_s)} \left(\frac{M_z}{1.2 M_\odot} \right)^{5/6} \sqrt{\zeta(f_{max})} \quad (2.1)$$

where: d_L is the luminosity distance to the source, Θ is the orientation factor capturing part of sensitivity pattern due to (usually non-optimal) random relative orientation of a DCO system with respect to the detector, r_0 above is detector's characteristic distance parameter. After Taylor & Gair [7] we consider two options: the ET initial design, which gives $r_0 = 1527 \text{ Mpc}$ and the advanced "xylophone" configuration, which gives $r_0 = 1918 \text{ Mpc}$. We also assume that $\zeta(f_{max}) = 1$ (for justification and more details see [7]). The orientation factor Θ is defined as

$$\Theta = 2[F_+^2(1 + \cos^2 \iota)^2 + 4F_\times^2 \cos^2 \iota]^{1/2} \quad (2.2)$$

where $F_+ = \frac{1}{2}(1 + \cos^2 \theta) \cos 2\phi \cos 2\psi - \cos \theta \sin 2\phi \sin 2\psi$ and $F_\times = \frac{1}{2}(1 + \cos^2 \theta) \sin 2\phi \cos 2\psi + \cos \theta \sin 2\phi \cos 2\psi$ are the interferometer strain responses to different polarizations of gravitational wave.

Probability distribution for Θ calculated under assumption of uncorrelated orientation angles $(\theta, \phi, \psi, \iota)$ is known to be of the following form:

$$\begin{aligned} P_\Theta(\Theta) &= 5\Theta(4 - \Theta)^3/256, & \text{if } 0 < \Theta < 4 \\ P_\Theta(\Theta) &= 0, & \text{otherwise} \end{aligned} \quad (2.3)$$

The yearly detection rate of DCO sources originating at redshift z_s and producing the signal with SNR exceeding the detector's threshold ρ_0 (previously assumed that sources intrinsically have SNR parameter $\rho = 8$ but now we relax this assumption) can be expressed as:

$$\dot{N}(> \rho_0 | z_s) = \int_0^{z_s} \frac{d\dot{N}(> \rho_0)}{dz} dz \quad (2.4)$$

where

$$\frac{d\dot{N}(> \rho_0)}{dz_s} = 4\pi \left(\frac{c}{H_0} \right)^3 \frac{\dot{n}_0(z_s)}{1 + z_s} \frac{\tilde{r}^2(z_s)}{E(z_s)} C_\Theta(x(z_s, \rho_0)) \quad (2.5)$$

is the rate at which we observe the inspiral DCO events (sources) that originate in the redshift interval $[z, z + dz]$. In Eq.(2.5) $\dot{n}_0(z_s)$ denotes intrinsic coalescence rate in the local Universe at redshift z_s , $C_\Theta(x) = \int_x^\infty P_\Theta(\Theta) d\Theta$ and $x(z, \rho) = \frac{\rho}{8}(1 + z)^{1/6} \frac{c}{H_0} \frac{\tilde{r}(z)}{r_0} \left(\frac{1.2 M_\odot}{M_0} \right)^{5/6}$

Here, like in the previous paper [5], we use the values of inspiral rates $\dot{n}_0(z_s)$ reported by [6] for each redshift slice they considered. To be more specific they evolved binary systems from ZAMS until the compact binary formation under certain well motivated assumptions about star formation rate, galaxy mass distribution, stellar populations, their metallicities and galaxy metallicity evolution with redshift (“low end” and “high end” cases). In order to make straightforward comparison with the results presented in [5] we consider all evolutionary scenarios leading to the DCO formation, presented in Dominik et al. [6] that is: the standard scenario, optimistic common envelope scenario, delayed SN explosion and high BH kick scenario. We have taken the data from the website <http://www.syntheticuniverse.org>, more specifically the so called “rest frame rates” in cosmological scenario. For the chirp masses we have assumed the following values: $1.2 M_\odot$ for NS-NS, $3.2 M_\odot$ for BH-NS and $6.7 M_\odot$ for BH-BH systems. According to Dominik et al. [8], they represent average chirp mass for each category of DCO simulated by population synthesis.

Since we relax the fixed value of the intrinsic signal to noise ratio, instead of Eq. (2.5) we have to start with the differential inspiral rate per redshift and per SNR parameter ρ :

$$\frac{\partial^2 \dot{N}}{\partial z_s \partial \rho} = 4\pi \left(\frac{c}{H_0} \right)^3 \frac{\dot{n}_0(z_s) \tilde{r}^2(z_s)}{1 + z_s E(z_s)} P_\Theta(x(z_s, \rho)) \frac{x(z_s, \rho)}{\rho} \quad (2.6)$$

Concerning gravitational lensing we adopt the same approach as in our previous paper [5], i.e. we assume conservatively that the population of lenses comprise only elliptical galaxies. Therefore, we will model the lenses as singular isothermal spheres (SIS) which is a good approximation of early type galaxies [11]. Characteristic angular scale of lensing phenomenon is set by the Einstein radius, which for the SIS model reads: $\theta_E = 4\pi \left(\frac{\sigma}{c} \right)^2 \frac{d_A(z_l, z_s)}{d_A(z_s)}$, where σ is the velocity dispersion of stars in lensing galaxy, $d_A(z_l, z_s)$ and $d_A(z_s)$ are angular diameter distances between the lens and the source and to the source, respectively. It is convenient to use the Einstein radius as a unit and convert the angular distance of the image (w.r.t. the center of the lens) θ or the angular position of the source β to respective dimensionless parameters: $x = \frac{\theta}{\theta_E}$, $y = \frac{\beta}{\theta_E}$. Then the necessary condition for strong lensing (multiple images) is $y < 1$. Images (brighter I_+ and fainter one I_-) form at locations $x_\pm = 1 \pm y$ with magnifications: $\mu_\pm = \frac{1}{y} \pm 1$. Hence, the gravitationally lensed GW signal would come from these two images with appropriate relative time delay (see [4, 5]) and with different amplitudes: $h_\pm = \sqrt{\mu_\pm} h(t) = \sqrt{\frac{1}{y} \pm 1} h(t)$ where $h(t)$ denotes the intrinsic amplitude (i.e. the one which would have been observed without lensing). Analogous relations are valid for the SNR parameter ρ . Assuming the threshold SNR for detection $\rho_0 = 8$, one can observe lensed images (of the source with an intrinsic SNR equal to $\rho_{intr.}$) if the misalignment of the source with respect to the optical axis of the lens satisfies:

$$y_\pm \leq y_{\pm, max} = \left[\left(\frac{8}{\rho_{intr.}} \right)^2 \mp 1 \right]^{-1} \quad (2.7)$$

These conditions (for the I_+ and I_- image) influence elementary cross section for lensing (see e.g. [4]):

$$S_{cr, \pm}(\sigma, z_l, z_s, \rho) = \pi \theta_E^2 y_{\pm, max}^2 = 16\pi^3 \left(\frac{\sigma}{c} \right)^4 \left(\frac{\tilde{r}_{ls}}{\tilde{r}_s} \right)^2 y_{\pm, max}^2 \quad (2.8)$$

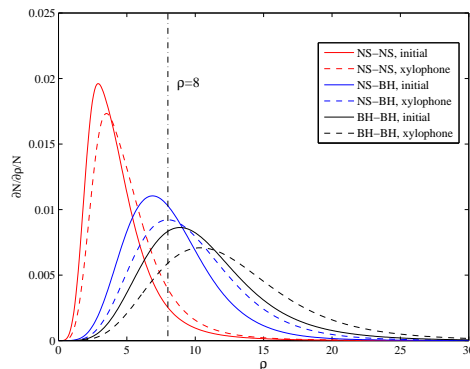


Figure 1. The observed lensed GW event number distribution as a function of ρ . “Low-end” metallicity galaxy evolution and standard model of DCO formation are assumed.

which is necessary to calculate optical depth for lensing leading to magnifications of I_+ and I_- images above the threshold:

$$\tau_{\pm}(z_s, \rho) = \frac{1}{4\pi} \int_0^{z_s} dz_l \int_0^{\infty} d\sigma 4\pi \left(\frac{c}{H_0}\right)^3 \frac{\tilde{r}_l^2}{E(z_l)} S_{cr, \pm}(\sigma, z_l, z_s) \frac{dn}{d\sigma} \quad (2.9)$$

In analogy to and in order to comply with our previous papers, [4] and [5], we model the velocity dispersion distribution in the population of lensing galaxies as a modified Schechter function $\frac{dn}{d\sigma} = n_* \left(\frac{\sigma}{\sigma_*}\right)^\alpha \exp\left(-\left(\frac{\sigma}{\sigma_*}\right)^\beta\right) \frac{\beta}{\Gamma(\frac{\alpha}{\beta})} \frac{1}{\sigma}$ with the parameters n_*, σ_*, α and β we taken after Choi, Park & Vogeley [12] (for discussion about such choice in view of other data on velocity dispersion distribution functions see [5]). Optical depth for lensing depends on the survey duration. However, it turns out (e.g. our previous papers) that the survey time (i.e. 1 year, 5 year and continuous) has little effect on the detection rate. Thus, in this work we only consider the case of continuous search.

We can now combine Eq.(2.6) and Eq.(2.9) in order to calculate quantities like the lensing rate of intrinsically faint ($\rho < \rho_0$) DCOs having I_+ or I_- images magnified above the threshold ρ_0 :

$$\dot{N}_{lensed, \pm} = \int_0^{z_{max}} dz_s \int_0^{\rho_0} \tau_{\pm}(z_s, \rho) \frac{\partial^2 \dot{N}}{\partial z_s \partial \rho} d\rho \quad (2.10)$$

or differential lensing rates with respect to ρ or z_s respectively:

$$\frac{d\dot{N}_{lensed, \pm}}{d\rho} = \int_0^{z_{max}} \tau_{\pm}(z_s, \rho) \frac{\partial^2 \dot{N}}{\partial z_s \partial \rho} dz_s \quad (2.11)$$

$$\frac{d\dot{N}_{lensed, \pm}}{dz_s} = \int_0^{\rho_0} \tau_{\pm}(z_s, \rho) \frac{\partial^2 \dot{N}}{\partial z_s \partial \rho} d\rho \quad (2.12)$$

3 Results and discussion

Table 1 shows the expected yearly detection rate of lensed DCO inspiral events having intrinsic SNR below the threshold of detection $\rho_{intr.} < \rho_0 = 8$ and magnified strongly enough

Table 1. Expected numbers of lensed GW events with $\rho_{intr} < 8$ for which the I_- image is magnified above threshold $\rho_0 = 8$. We also assumed the continuous survey, which in practice means that its duration is longer than 5 years. Nomenclature of DCO formation scenarios and galaxy metallicity evolution follows that of Dominik et al. [6]. Predictions for two configurations of the ET are given.

DCO scenario	standard	optimistic CE	delayed SN	high BH kicks
metallicity evolution	High; Low	High; Low	High; Low	High; Low
NS-NS				
initial design	0.6; 0.4	5.1; 5.3	0.6; 0.5	0.6; 0.4
xylophone	0.9; 0.8	9.4; 9.6	1.0; 0.9	1.0; 0.8
BH-NS				
initial design	1.2; 1.4	2.2; 2.1	0.6; 0.7	0.1; 0.2
xylophone	1.4; 1.5	2.4; 2.2	0.7; 0.7	0.2; 0.2
BH-BH				
initial design	29.9; 34.1	69.0; 69.5	25.6; 29.5	2.3; 2.8
xylophone	26.6; 29.9	58.8; 58.6	22.9; 26.0	2.1; 2.5
TOTAL				
initial design	31.7; 35.9	76.3; 77.0	26.8; 30.6	3.0; 3.4
xylophone	29.0; 32.2	70.6; 70.4	24.6; 27.6	3.3; 3.5

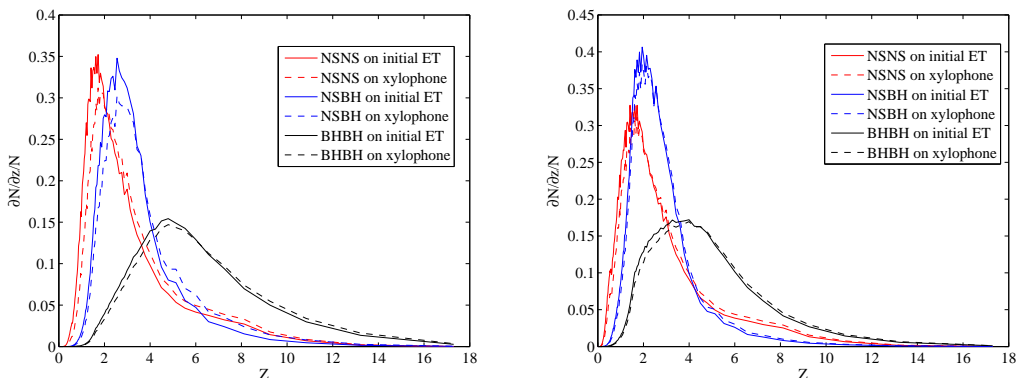


Figure 2. The observed lensed GW event number distribution as a function of z . Left figure corresponds to $\rho_{intr} < 8$ for the I_- image. The right one corresponds to the I_- image including both $\rho_{intr} < 8$ and $\rho_{int} > 8$. “Low-end” metallicity galaxy evolution and standard model of DCO formation are assumed.

for the I_- image to be detected. This guarantees that the I_+ image will be observed, too. It means that in principle one would be able to establish the nature of such two time-delayed signals with similar temporal structure (frequency drift) but differing only in amplitudes, as

Table 2. Expected numbers of lensed GW events with $\rho_{intr} < 8$ for which the I_+ image is magnified above threshold $\rho_0 = 8$. Other assumptions and terminology – like in Table 1.

DCO scenario metallicity evolution	standard High; Low	optimistic CE High; Low	delayed SN High; Low	high BH kicks High; Low
NS-NS				
initial design	2.1; 1.5	17.9; 20.4	2.4; 1.6	2.3; 1.5
xylophone	3.9; 3.2	40.5; 43.5	4.4; 3.5	4.1; 3.2
BH-NS				
initial design	6.4; 7.1	11.8; 11.3	3.3; 3.6	0.7; 0.8
xylophone	7.5; 7.9	12.8; 11.9	3.7; 3.8	0.9; 0.9
BH-BH				
initial design	161.8; 184.1	373.4; 376.2	138.3; 159.3	12.5; 14.9
xylophone	144.2; 161.9	318.5; 317.4	124.0; 140.7	11.5; 13.6
TOTAL				
initial design	170.4; 192.7	403.0; 407.9	144.0; 164.5	15.5; 17.2
xylophone	155.6; 173.0	371.8; 372.9	132.0; 148.0	16.5; 17.7

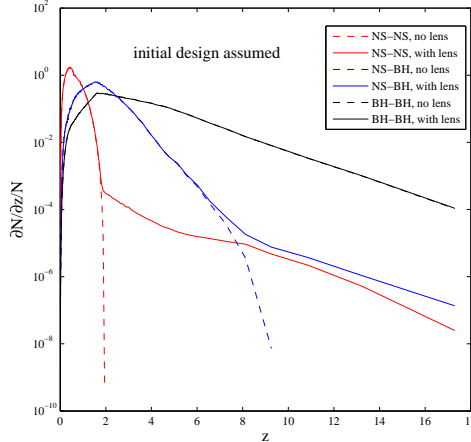


Figure 3. Probability density of DCO inspiral events yearly rate (as a function of redshift) to be observed by the ET in its initial design. Continuous lines refer to the total catalogue of lensed and non-lensed systems, non-lensed systems are represented by dashed lines. It illustrates the magnification bias for different DCO systems. Note the logarithmic scale used in this picture. In particular figure shows that magnification bias is negligibly small, and even not noticeable for BH-BH systems.

a consequence of gravitational lensing. Hence, the rates shown in Table 1 supplement the rates reported in Table 3 and Table 4 of Biesiada et al. [5]. Concerning the total expected

rates of lensed GW events, one can see that they are roughly doubled for the initial design of ET, for the “xylophone” design this effect is smaller (about 50 – 60% increase) but still substantial. Therefore the numbers displayed in Table 1 quantify magnification bias in the catalogue of lensed GW inspiral events. It is most pronounced for NS-NS systems, where one has an order of magnitude increase in the expected lensing rates.

Figure 1 shows the distribution of yearly rates of lensed events with respect to the intrinsic SNR parameter ρ in different classes of DCO within the reach of ET detector in its initial and “xylophone” design. One can see that NS-NS population peaks below $\rho_{intr.} = 5$ with a small high-end tail of the distribution being intrinsically stronger than the detection threshold $\rho_0 = 8$. This is reflected in marginal contribution of NS-NS systems to the lensing rates discussed in [5] and explains why these systems are affected the most by magnification from strong lensing. However, even for the BH-BH binary systems a noticeable part of the distribution lies below the threshold. Figure 2 displays the distribution of yearly rates of lensed events with respect to the source redshift z_s . Left panel shows the systems with intrinsic SNR below the threshold, while the right one shows the combined distribution of the total available DCO population (having SNR below as well as above the detection threshold). One can see that gravitationally lensed intrinsically faint sources probe higher redshifts, so the future catalog of gravitationally lensed GW events would be contaminated by higher redshift sources — in agreement with the general idea of how magnification bias works. This broadens the ET’s distance reach and may enable us listen to the waves of DCO inspirals from redshifts $z = 2 - 8$ which will lead to better understanding of the early epochs of star formation.

One of the most important issues in modern observational cosmology is the determination of star-formation history. Over last two decades a coherent picture emerged [13] according to which star formation rate (SFR) increase to the redshift $z=2$ ($SFR(z=2) \approx 10 \times SFR(z=0)$) and then decreases. This was possible to achieve because of massive spectroscopic surveys like SDSS and invaluable information the spectrum of a galaxy bears concerning its star formation history and gas metallicity. However the behavior of SFR at higher redshifts is still uncertain. It has been known that coalescence rates probed by GW laser interferometric observations could be used to test alternative scenarios of star formation. For example the ET Design Study document demonstrates that the ET will be able to discriminate between four SFR models: Hopkins & Beacom [14], Nagamine et al. [15], Fardal et al. [16] and Wilkins et al. [17]. The DCO coalescence detection rate would be the best source of such constraints, lensed events of intrinsically faint sources will not add much to it. However, still remains the possibility to measure the luminosity distance and redshifted chirp mass of such sources. Assuming some reliable background cosmology one would be able to estimate the intrinsic chirp mass of the system. The possibility to determine DCO masses up to $z=5$ (or even higher for BH-BH systems) is intriguing. It is because such distant DCO systems are fossils of the era of high-mass star formation in the Universe. Let us also remind that detection of coalescing DCO at certain redshift yields information about BH and NS formed at even earlier epochs because of the delays between formation and coalescence. Measuring the masses of DCO containing BH will open a new chapter of astrophysics and certainly will tell us a lot about star formation scenarios. The comprehensive insight into the underlying distribution of NS masses would provide the means to study not only specific particular aspects like NS matter equation of state but also more fundamental ones. For example as the masses of NSs also retain information about the past value of the effective gravitational constant G , with the determination of the NS mass range at high redshifts it may be even

possible to probe the potential evolution of such physical constants [18]. Equally intriguing question is about the influence of dark matter accumulating in the cores of the NS on their properties (masses, conversion to quark stars etc.). This issue has usually been neglected in astrophysical studies, but recently attracted growing attention [19–21]. In particular Kouvaris & Angeles Perez-Garcia [22] try to explain the NS braking index by dark matter whereas Fuller & Ott [23] invoke dark matter induced collapse of NS as a link between fast radio bursts and missing pulsar problem.

In addition to the magnification bias on the lensed events, one can estimate the magnification bias at the level of full DCO inspiral events catalogue. For this purpose one should calculate the detection rate of intrinsically faint events for which only I_+ image was magnified above the threshold. This is shown in Table 2. From Eq.(2.7) and Eq.(2.8) one can see that elementary cross sections for I_+ image magnified above threshold are higher than in the case of I_- image. Therefore the numbers reported in Table 2 are much higher than analogous numbers in Table 1. However, they should be compared with yearly detection rates of DCO inspiral events predicted for the ET (Table 1 and Table 2 of Biesiada et al. [5]). Such comparison shows that the magnification bias at the level of the full inspiral event catalog would be 0.001. Therefore this would not affect much cosmological inferences drawn from such catalog. Figure 3 illustrates this effect by plotting together probability density of yearly detection rate of non-lensed (dashed line) sources and total prediction — enriched by systems with I_+ image magnified (solid line). In particular, one can see how the lensing effect extends the high redshift tails of these distributions for all DCO systems except the BH-BH ones. However, the logarithmic scale was adopted in order to visualize this effect and the above mentioned claim of negligible magnification bias remains valid.

4 Conclusions

We all hope that the new era of gravitational astronomy will soon be opened by the second generation of (upgraded) interferometric gravitational wave detectors. The expected benefits of direct detection of GW from astrophysical sources — inspiralling DCO systems in the first place — are much more than just seeing GW in flesh. They will provide unique tests for fundamental physics (e.g. alternative theories of gravity) and invaluable complementary tests of relativistic astrophysics (stellar and supermassive black holes) and cosmology. All the above mentioned is even more true for the ET which is expected to provide an extremely rich catalog of DCO inspirals detecting up to thousands of them per year. This way, ET will be sensitive to a population of sources at very high redshifts, allowing to study cosmological evolution of sources, the history of star formation and its dependence on the matter content of the Universe, and the development of large-scale structure in the Universe.

In this paper we extended our previous studies [4, 5] on gravitational lensing of such DCO inspiral events. In particular we explored the case when DCO systems are intrinsically faint, i.e. having SNR parameter $\rho < 8$. This means that usually they would not be detected by ET, but the presence of gravitational lenses along the line of sight changes this situation and they could become visible to ET being magnified by lens. Our main result is that tens to hundreds of such extra events could be detected per year. Especially NS-NS (but also NS-BH) systems are affected by this mechanism and the ET’s distance reach for signals from such coalescences broadens from $z \approx 1$ in the non-lensed case to $z \approx 4$ in the lensed case. This opens possibility to study star formation history covering substantially earlier epochs of the Universe. Lensed DCO events could also give us a unique information about

masses and NS equation of state at much higher redshifts than one would be able to test without magnification by lenses. This inference would be based on individual systems not on statistical reasoning, so any single faint DCO inspiral would be useful. However, equally important will be to determine the Hubble constant or cosmic equation of state using catalogs of inspiral events. Therefore, one may worry about the adverse effect of contaminating the catalogs by lensed events (so called magnification bias). Hopefully our results show that the magnification bias is negligible and should not affect much cosmological inferences.

Acknowledgments

The authors are grateful to the referee for very useful comments which allowed to improve the paper. M.B. obtained approval of foreign talent introducing project in China and gained special fund support of foreign knowledge introducing project. He also gratefully acknowledges hospitality of Beijing Normal University. M.B. is partly supported by the Poland-China Scientific & Technological Cooperation Committee Project No. 35-4. M.B. also expresses his gratitude to the Kavli Institute for Theoretical Physics China for hospitality, since this work was substantially developed while M.B. was staying there.

Z.-H.Z. is supported by the Ministry of Science and Technology National Basic Science Program (Project 973) under Grants Nos. 2012CB821804 and 2014CB845806, the National Natural Science Foundation of China under Grants Nos. 11373014 and 11073005, and the Fundamental Research Funds for the Central Universities and Scientific Research Foundation of Beijing Normal University.

References

- [1] LIGO Scientific Collaboration, B.P. Abbott et al. [including J.T. Whelan], "LIGO: the Laser Interferometer Gravitational-Wave Observatory", Rep. Prog. Phys. 72 (2009) 076901 [arXiv:0711.3041].
- [2] VIRGO Collaboration, F. Acernese et al., "The virgo status", Class. Quantum Grav. 23 (2006) S635.
- [3] European Gravitational Observatory, M. Abernathy et al., "Einstein gravitational wave Telescope: Conceptual Design Study", 2011 [available from European Gravitational Observatory, document number ET-0106A-10].
- [4] A. Piórkowska, M. Biesiada, Z-H. Zhu, "Strong gravitational lensing of gravitational waves in Einstein Telescope ", JCAP 10 (2013) 022 [arXiv:1309.5731].
- [5] M. Biesiada, X. Ding, A. Piórkowska, Z-H. Zhu, "Strong gravitational lensing of gravitational waves from double compact binaries — perspectives for the Einstein Telescope ", JCAP 10 (2014) 080 [arXiv:1409.8360].
- [6] M. Dominik, K. Belczyński, Ch. Fryer et al., "Double Compact Objects. II. Cosmological Merger Rates", Astrophys. J 779 (2013) 72 [arXiv:1308.1546v3].
- [7] S. R. Taylor and J. R. Gair, "Cosmology With The Lights Off: Standard Sirens In The Einstein Telescope Era", Phys. Rev. D 86 (2012) 023502 [arXiv:1204.6739].
- [8] M. Dominik, K. Belczyński, Ch. Fryer et al., "Double Compact Objects. I. The Significance of the Common Envelope on Merger Rates" Astrophys. pJ 759 (2012) 52 [arXiv:1308.1546v3].
- [9] M. Sereno, Ph. Jetzer, A. Sesana, M. Volonteri, "Cosmography with strong lensing of LISA gravitational wave sources", Mon. Not. R. Astron. Soc. 415 (2011) 2773-2781 [arXiv:1104.1977].

- [10] K. Belczyński, V. Kalogera, T. Bulik, "A Comprehensive Study of Binary Compact Objects as Gravitational Wave Sources: Evolutionary Channels, Rates, and Physical Properties", *Astrophys. J* 572 (2002) 407 [arXiv: astro-ph/0111452].
- [11] L. V. E. Koopmans, A. Bolton, T. Treu, O. Czoske, M. W. Auger, M. Barnabe, S. Vegetti, R. Gavazzi, L. A. Moustakas, S. Burles, "The Structure and Dynamics of Massive Early-Type Galaxies: On Homology, Isothermality, and Isotropy Inside One Effective Radius", *Astrophys. J* 703 (2009) L51 [arXiv:0906.1349].
- [12] Y.-Y. Choi, Ch. Park, M. S. Vogeley, "Internal and Collective Properties of Galaxies in the Sloan Digital Sky Survey", *Astrophys. J* 658 (2007) 884-897 [arXiv:astro-ph/0611607]
- [13] A. Heavens, B. Panter, R. Jimenez, and J. Dunlop, "The Complete star formation history of the universe", *Nature* 428 (2004) 625 [arXiv:astro-ph/0403293]
- [14] A. M. Hopkins, J. F. Beacom, "On the Normalization of the Cosmic Star Formation History," *Astrophys. J.* 651 (2006) 142 [arXiv:astro-ph/0601463]
- [15] K. Nagamine, J. Ostriker, M. Fukugita, R. Cen, "The History of Cosmological Star Formation: Three Independent Approaches and a Critical Test Using the Extragalactic Background," *Astrophys. J.* 653 (2006) 881 [arXiv:astro-ph/0603257]
- [16] M. Fardal, N. Katz, D. Weinberg, R. Davé, "On the Evolutionary History of Stars and their Fossil Mass and Light", *MNRAS* 379 (2007) 985
- [17] S. Wilkins, N. Trentham, A. Hopkins, "The Evolution of Stellar Mass and the Implied Star Formation History", *MNRAS* 385 (2008) 687 [arXiv:0801.1594]
- [18] S.E. Thorsett, "The Gravitational Constant, the Chandrasekhar Limit, and Neutron Star Masses", *Physical Review Letters*, 77 (1996) 1432 [arXiv:astro-ph/9607003v1]
- [19] B. Bertoni, A.E. Nelson, S. Reddy, "Dark Matter Thermalization in Neutron Stars", *Phys.Rev.D* 88 (2013) 123505 [arXiv:1309.1721]
- [20] M. Angelez Perez-Garcia, J. Silk, "Constraining decaying dark matter with neutron stars", *Phys.Lett.B* 744 (2015) 13 [arXiv:1403.6111]
- [21] J. Bramante, T. Linden, "Detecting Dark Matter with Imploding Pulsars in the Galactic Center", *Phys.Rev.Lett.* 113 (2014) 191301 [arXiv:1405.1031]
- [22] Ch. Kouvaris, M. Angelez Perez-Garcia, "Can Dark Matter explain the Braking Index of Neutron Stars?" *Phys.Rev.D* 89 (2015) 103539 [arXiv:1401.3644]
- [23] J. Fuller, Ch. Ott, "Dark Matter-induced Collapse of Neutron Stars: A Possible Link Between Fast Radio Bursts and the Missing Pulsar Problem ", *MNRAS* (2015) L71-75 [arXiv:1412.6119]