

The distribution of galaxies gravitational field stemming from their tidal interaction

Vladimir Stephanovich

Uniwersytet Opolski, Institute of Physics, ul. Oleska 48, 45-052 Opole, Poland

stef@uni.opole.pl

Włodzimierz Godłowski

Uniwersytet Opolski, Institute of Physics, ul. Oleska 48, 45-052 Opole, Poland

godlowski@uni.opole.pl

Received _____; accepted _____

ABSTRACT

We calculate the distribution function of astronomical objects (like galaxies and/or smooth halos of different kinds) gravitational fields due to their tidal interaction. For that we apply the statistical method of Chandrasekhar (1943), used there to calculate famous Holtzmark distribution. We show that in our approach the distribution function is never Gaussian, its form being dictated by the potential of interaction between objects. This calculation permits us to perform a theoretical analysis of the relation between angular momentum and mass (richness) of the galaxy clusters. To do so, we follow the idea of Catelan & Theuns (1996) and Heavens & Peacock (1988). The main difference is that here we reduce the problem to discrete many-body case, where all physical properties of the system are determined by the interaction potential $V(\mathbf{r}_{ij})$. The essence of reduction is that we use the multipole (up to quadrupole here) expansion of Newtonian potential so that all hydrodynamic, "extended" characteristics of an object like its density mass are "integrated out" giving its "point-like" characteristics like mass and quadrupole moment. In that sense we make no difference between galaxies and smooth components like halos. We compare our theoretical results with observational data.

Subject headings: galaxies: clusters: general

1. Introduction

The problem of galaxies and their structures formation is one of the objectives of modern extragalactic astronomy and cosmology. There are many scenarios of structure formation (Peebles 1969; Sunyaew & Zeldovich 1972; Zeldovich 1970; Doroshkevich 1973; Shandarin 1974; Dekel 1985; Wesson 1982; Efstathiou & Silk 1983), which are still important. This is because the new scenarios are essentially the modifications of the old ones and can be classified according to the classical ones. Revised and improved structure formation scenarios can be found in various papers (Lee & Pen 2000, 2001, 2002; Navarro et al. 2004; Mo et al. 2005; Bower 2005; Trujillio et al. 2006; Brook et al. 2008; Vera-Ciro et al. 2011; Paz et al. 2008; Shandarin et al. 2012; Codis et al. 2012; Varela et al. 2012; Giahi-Saravani & Schäfer 2014). The crucial goal is to discriminate among different models of galaxies and their structures formation. The main controversy here is how galaxies acquire their angular moments, which yield subsequently the moments of galaxy clusters.

Presently the commonly accepted is spatially flat, homogeneous and isotropic Λ CDM model of the Universe. In such model, the structures were formed from the primordial adiabatic, nearly scale invariant Gaussian random fluctuations (Silk 1968; Peebles & Yu 1970; Sunyaew & Zeldovich 1970). The most popular galaxy formation scenario, so-called hierarchic clustering model (Doroshkevich 1970; Dekel 1985; Peebles 1969) is based on this assumption. The numerical simulations (Bond et al. 1996; Springel et al. 2005; van de Weygaert & Bond 2008a,b) confirm that such mechanism could be realized in the Universe. In this mechanism, the large scale structure can appear from bottom to up as a consequence of gravitational interactions between galaxies. This means that galaxies are formed at the beginning with subsequent merger into larger clusters (structures). In this case, the galaxies spin angular momenta arise as a result of interaction with their neighbors.

Original version of this model claims that the initial orientation of galaxy spins should be random. However, it had been shown later, that hierarchic clustering model admits naturally so-called Tidal Torque mechanism. In this mechanism, galaxies have their angular momenta aligned due to the coupling between the protogalaxy region and surrounding structure. The galaxy rotation in this mechanism is due to tidal interaction between galaxies (Wesson 1982; White 1984) based on the ideas of Hoyle (1951). The review of Tidal Torque scenario is presented by Schaefer (2009). Note that while originally the Tidal Torque mechanism considers completely random distribution of spin angular momenta of galaxies, it has been shown later that the local tidal shear tensor can cause a local alignment of their rotational axes (Dubinski 1992; Catelan & Theuns 1996; Lee & Pen 2000, 2001, 2002; Navarro et al. 2004). On the other hand, some authors like Brook et al. (2008), still argue that there is misalignment of angular momenta in the hierarchical clustering model.

Different scenarios make different predictions concerning distribution of their angular momenta and especially about orientation of galaxies in structures (for review see Godłowski (2011a)). Of course the final test of a given scenario is to compare its predictions with observations. It is possible to conclude that the observed variations in angular momentum represent simple but fundamental constraints for any model of galaxy formation (Romanowsky & Fall 2012; Joachimi et al. 2015).

The investigations of galaxies alignment show that it depends on the mass of the parent structure. Generally, the groups of galaxies and the small galaxy clusters reveal almost no alignment, while we observe such alignment for rich galaxy clusters and superclusters. The alignment increases with mass of the structure (Godłowski et al. 2005; Aryal 2007; Godłowski et al. 2010; Godłowski 2011a,b, 2012).

Note that it is commonly agreed that there is no evidence for rotation of the groups and clusters of galaxies. That implies that such structures do not rotate (for example

Regos & Geller (1989); Diaferio & Geller (1997); Diaferio (1999); Rines et al. (2003); Hwang & Lee (2007)), see however Kalinkov et al. (2005) for an opposite opinion. In this context, especially important is the result of Hwang & Lee (2007) who examined the dispersions and velocity gradients in 899 Abell clusters and found possible evidence for rotation in only six of them. Thus any non-zero angular momentum in groups and clusters of galaxies should arise only from possible alignment of galaxy spins and stronger alignment mean larger angular momentum of such structures.

The aim of the present work is the theoretical analysis of the influence of tidal interaction between objects like galaxies, their clusters as well as smooth halos on their gravitational field distribution. For that we use the statistical method of Chandrasekhar (1943). To apply our result to observable quantities, we calculate the distribution function of the angular momenta. We do that for linear (corresponding to Zeldovich (1970) approximation in displacement field) and nonlinear regimes of fluctuation growth. As in our method, the parameters of galaxy ensemble like their masses, radii and volumes enter problem as parameters, our calculation permits to trace possible relation between angular momentum and mass (richness) of the galaxy clusters. The above statistical method reveals the fact, that in the stellar systems, the derived distribution function cannot be Gaussian but rather belongs to the family of so-called "heavy-tailed distributions", see, e.g., Kapur & Kesavan (1992) for details. Moreover, choosing the cosmology on the base of corresponding Friedmann equation, our result permits to trace the time evolution of the distribution function of angular momenta and its mean value L . In our approach, we can also derive the well-known empirical relation between mean galaxy cluster moment L and its mass M , $L \sim M^{5/3}$.

The paper is organized as follows. In Sections 2 and 3 we, based solely on the quadrupole (tidal) interaction potential between astronomical objects, calculate our

universal (i.e. independent on the details of Lagrangian or Eulerian spaces) distribution function of gravitational fields $f(E)$. In the Section 4, on the base of the function $f(E)$, we calculate the distribution function of angular momenta $f(L)$ both in the linear and nonlinear Lagrangian approximation. We emphasize that as $f(E)$ does not depend on the Eulerian or Lagrangian picture, it can be used to calculate the distribution of any quantity (like momentum) of the astronomical objects (not only galaxy clusters but smooth component like halos as well) in any (linear or nonlinear) regime of fluctuation growth.

2. General formalism

Unfortunately, the spin angular momentum is known only for very few galaxies and structures. Therefore, instead of the angular momentum by itself, the orientation of galaxies in each cluster is usually studied. This is the reason that here we are interested primarily in the absolute value of galaxies angular momenta.

We represent a matter (both luminous and dark) as the Newtonian self-gravitating fluid embedded in the Universe obeying corresponding Friedmann equation. To obtain the tidal (i.e. shape distorting) interaction between the astronomical objects, we, similar to (Poisson 1998), perform the multipole expansion of the Newtonian interaction potential between fluid elements. Truncating this expansion on the quadrupole terms, in the spirit of the article (Poisson 1998), we write the Hamiltonian (total classical energy) of interaction between galaxies in the form

$$\mathcal{H} = -G \sum_{ij} Q_i m_j V(\mathbf{r}_{ij}) \equiv -GM^2 \sum_{ij} p_i m_i m_j V(\mathbf{r}_{ij}), \quad (1)$$

$$V(\mathbf{r}_{ij}) = \frac{1}{2} \frac{3 \cos^2 \theta_{ij} - 1}{r_{ij}^3},$$

where G is the gravitational constant, $M = \sum_{i=1}^N m_i$ is the total mass of the ensemble, $p_i = Q_i/(m_i M^2)$, Q_i is the quadrupole moment of the i -th galaxy, m_i is its mass, $r_{ij} \equiv |\mathbf{r}_{ij}|$,

$\mathbf{r}_{ij} = \mathbf{r}_j - \mathbf{r}_i$ is a relative separation between centres of galaxies and N is their number. The expression for Q_i has the form (Poisson 1998)

$$Q_i = \int_{V_i} \rho_i(\mathbf{x}) |\mathbf{x}|^2 P_2(\mathbf{s} \cdot \mathbf{x}) d^3x, \quad P_2(x) = \frac{1}{2}(3x^2 - 1), \quad (2)$$

where V_i is a volume of i -th galaxy, $\rho_i(\mathbf{x})$ is a density of its mass.

Note, that expression (1) generalizes the two-particle result of Ref. (Poisson 1998) on the ensemble of N objects, splitting the interactions between them in pairwise manner. Such splitting is customary in condensed matter physics where the interacting many-body ensemble is represented by the sum of all possible pair interactions between particles i and j (for example $123=12+13+23$), see Ref. (Majlis 2000) and references therein in the context of magnetic systems. The same procedure is also used in astronomy (Peacock 1999).

The physics of the interaction (1) is the following. Under the influence of the interaction with other astronomical objects, the shape of a given i -th object changes, which inflicts the variation of its density field $\rho_i(\mathbf{x})$, Eq. (2). As the objects are situated randomly and have random shapes, the mass m_i and quadrupole moment Q_i of an object (like galaxy, galaxy cluster or smooth component) will vary randomly. This generates the random variations of the gravity field \mathbf{E}_{quad} from these quadrupoles. Latter field is a gradient of the potential (1) (divided by mass m) and has the form

$$\mathbf{E}_{quad}(\mathbf{r}) = \mathbf{i}_r E_0 \frac{3 \cos^2 \theta - 1}{r^4}, \quad E_0 = \frac{GQ}{2}, \quad (3)$$

where \mathbf{i}_r is the unit vector in the direction of the radius-vector.

As we cannot solve the random many-body problem (1) exactly, different approaches had been used for its approximate solution. The simplest approach in condensed matter physics is so-called mean field approximation, where the fluctuating (electric, magnetic, elastic in condensed matter) field, acting on the specific particle is substituted by some ensemble averaged, mean field, see, e.g. (Majlis 2000). This approach does not take into

account the particle clustering (i.e. two-, three-, four-particle cluster in the field of the rest of likewise clusters) and is not suitable to describe the systems with disorder, which is also our case. In the disordered case the adequate approach is statistical method similar to that applied by Chandrasekhar (Chandrasekhar 1943) to describe the fluctuations of the force acting on a specific star from the rest of stellar system. In this method, the distribution function of random gravitational field is introduced so that any observable quantity of an ensemble (like orbital moment, energy etc) can be expressed by averaging the corresponding single-particle quantity with the above distribution function, see Refs. (Stephanovich 1997), (Semenov & Stephanovich 2002), (Semenov & Stephanovich 2003) and references therein, where the statistical method had been applied to disordered solids.

3. Distribution function of quadrupolar fields

According to statistical method, very similar to that from Chandrasekhar (Chandrasekhar 1943), the distribution function of random quadrupolar fields reads (see Stephanovich (1997); Semenov & Stephanovich (2003) and references therein)

$$f(\mathbf{E}) = \overline{\delta(\mathbf{E} - \mathbf{E}_i)}, \quad (4)$$

where $\delta(x)$ is Dirac δ - function, \mathbf{E}_i is given by the expression (3) and bar means the averaging over spatial (and any other possible) disorder. We note that the above statistical method has frequently been used to describe the physical properties of disordered solids like dielectrics (Stephanovich 1997) and/or magnetic semiconductors (Semenov & Stephanovich 2003).

The physical meaning of distribution function (4) is as follows. If we do not have any randomness in the galaxies ensemble (for instance, all galaxies are similar) the distribution function is just delta-peak, centered in the corresponding field \mathbf{E}_i . If we have a disorder in

a system, the averaging broadens this delta-peak, giving rise to "bell-shaped" continuous probability distribution. During this averaging the index i will be "swallowed" as we average over the stellar ensemble.

To perform the prescribed averagings, we pass to the integral representation of Dirac δ - function to obtain

$$f(\mathbf{E}) = \overline{\delta(\mathbf{E} - \mathbf{E}_i)} = \frac{1}{(2\pi)^3} \int_{-\infty}^{\infty} e^{i\mathbf{E}\boldsymbol{\rho}} \overline{e^{-i\boldsymbol{\rho}\mathbf{E}_i}} d\rho_x d\rho_y d\rho_z. \quad (5)$$

The explicit averaging in eq. (5) is based on the fact that the mass and quadrupole moment of the galaxies in the volume V obey the uniform distribution with probability density equal to $1/V$. This is equivalent to the fact that the fluctuations of above galaxies parameters obey Poisson distribution (Chandrasekhar 1943), see also (Zolotarev 1986) for purely mathematical treatment of this question. In this case the averaging for single galaxy yields

$$\overline{[e^{-i\boldsymbol{\rho}\mathbf{E}_i}]_1} = \frac{1}{4\pi V} \int_V e^{-i\boldsymbol{\rho}\mathbf{E}(\mathbf{r})} d^3r, \quad (6)$$

while for the N galaxies ensemble the corresponding average equals to $\overline{e^{-i\boldsymbol{\rho}\mathbf{E}_i}} \equiv \overline{[e^{-i\boldsymbol{\rho}\mathbf{E}_i}]_1^N}$, i.e. the single-galaxy average, raised to power N (Chandrasekhar 1943).

We note here that the above averaging procedure implies that the astronomical objects are similar to each other. However, it can be shown (see Semenov & Stephanovich (2002) and references therein), that such approach takes into account the pair clusters of galaxies or other spatially disordered constituents in the systems other than stellar. The higher order clusters (three, four etc objects) can be taken into account along the lines of Ref. (Ziman 1979) which would require to solve the chain of kinetic equations for $n = 3, 4$ etc bodies distribution functions. On the other hand, since the above procedure accounts exactly for pair clusters, the many-body clusters can be considered by the splitting them into corresponding pairs. This means that our approach takes also the many-particle

clustering into account. However, in the future, we are going to elaborate the above n - bodies procedure and compare it to our present results.

We have finally

$$\begin{aligned}
 \overline{e^{-i\rho\mathbf{E}_i}} &= \lim_{N \rightarrow \infty, V \rightarrow \infty} \left[\frac{1}{4\pi V} \int_V e^{-i\rho\mathbf{E}(\mathbf{r})} d^3r \right]^N \equiv \lim_{N \rightarrow \infty, V \rightarrow \infty} \left[\frac{1}{V} \int_V U(\mathbf{r}) d^3r \right]^N \equiv \\
 &\equiv \lim_{N \rightarrow \infty, V \rightarrow \infty} \left\{ 1 - \frac{1}{V} \int_V [1 - U(\mathbf{r})] d^3r \right\}^N = \lim_{N \rightarrow \infty} \left\{ 1 - \frac{n}{N} \int_V [1 - U(\mathbf{r})] d^3r \right\}^N \equiv \\
 &\equiv \exp \left[-n \int_V [1 - U(\mathbf{r})] d^3r \right], \\
 U(\mathbf{r}) &\equiv \frac{1}{4\pi} \int e^{-i\rho E \cos \theta} \sin \theta d\theta d\varphi = \frac{\sin \rho E(\mathbf{r})}{\rho E(\mathbf{r})}, \tag{7}
 \end{aligned}$$

where $E(\mathbf{r})$ is given by Eq. (3).

The expression for $U(\mathbf{r})$ signifies the averaging over random angle between vectors ρ and \mathbf{E} . Also, we denote in (7) N to be number of galaxies so that $n = N/V = \text{const}$ is a density of galaxies in a given volume.

Combining the equations (5) and (7), we obtain following expression for the distribution function

$$f(\mathbf{E}) = \frac{1}{(2\pi)^3} \int_{-\infty}^{\infty} e^{i\mathbf{E}\rho - F(\rho)} d^3\rho, \quad F(\rho) = n \int_V \left[1 - \frac{\sin \rho E(\mathbf{r})}{\rho E(\mathbf{r})} \right] d^3r. \tag{8}$$

We see that $F(\rho)$ is indeed the characteristic function for random gravitational fields distribution. Note that the galaxy clustering can be better considered if we assume that the density of galaxies is not a constant but rather $n = n(\mathbf{r})$. Then, similar to the case of disordered magnetic semiconductors [see Eq. (6b) of Semenov & Stephanovich (2003)], the function $n(\mathbf{r})$ should be put under the integral sign in (8) to give

$$F(\rho) = \int_V n(\mathbf{r}) \left[1 - \frac{\sin \rho E(\mathbf{r})}{\rho E(\mathbf{r})} \right] d^3r. \tag{9}$$

If we specify the empirical dependence $n(\mathbf{r})$, the characteristic function $F(\rho)$ can be calculated only numerically.

Below we shall calculate this function without any assumptions analytically for the simpler case $n = \text{const}$. One more way to consider the effects of clustering is to account for inhomogeneous distribution of masses (and/or quadrupolar moments) in the ensemble. This can be done along the lines of Ref. (Chandrasekhar 1943), where the distribution function of masses $\tau(m)$ had been introduced. In our case, however, the situation will be not that simple as we are dealing with more complicated object like quadrupole moment of an object. In the present publication we do not consider this effect especially in view that there is large ambiguity in determination of function $\tau(m)$ from the astronomical observation data. However, we are going to incorporate the dependence $\tau(m)$ in our consideration in future.

We note here that distribution function $f(\mathbf{E})$ (8) is by no means Gaussian. We will show that function (8) does not admit Gaussian limit so that for problem of interaction between gravitational quadrupoles (and actually higher order terms like octupoles etc) the distribution function of gravitational fields and angular momenta is never Gaussian. To demonstrate that, we note that it had been shown earlier for condensed matter systems (ferroelectrics in Stephanovich (1997) and magnetic semiconductors in Semenov & Stephanovich (2003)) that Gaussian limit corresponds to large density $n \rightarrow \infty$ of electric dipoles (ferroelectrics) or spins (magnetic systems).

It had also been shown by Stephanovich (1997) and Semenov & Stephanovich (2003) that limit $n \rightarrow \infty$ corresponds to small Fourier variable ρ in the equation (8). This means that to obtain the Gaussian limit of the distribution function (8), we should expand its characteristic function $F(\rho)$ in small ρ . In first nonvanishing (Gaussian) approximation in small ρ this procedure yields

$$F_G(\rho) = \frac{n\rho^2}{6} \int_V E^2(\mathbf{r})d^3r \quad (10)$$

To derive equation (10), we use the expansion $\sin x/x \approx 1 - x^2/6 + \dots$, valid at $x \rightarrow 0$. The

explicit rewriting of (10) with respect to (3) yields

$$F_G(\rho) = \frac{1}{3}\pi n\rho^2 \int_0^\pi (3\cos^2\theta - 1)^2 \sin\theta d\theta \int_0^\infty \frac{dr}{r^6}, \quad (11)$$

where the last integral over r is divergent at small r . We note here that in the solids the Gaussian limit exists (i.e. the integral (11) becomes convergent) due to presence of short range terms $\sim \exp(-r/r_c)$ (r_c is so-called correlation radius, defining the range of interaction) in the interaction potential between dipoles or spins. As the exchange interaction between spins is always of short range, this feature is peculiar to magnetic systems, see Semenov & Stephanovich (2003) and references therein. This means that due to long-range quadrupole-quadrupole interaction between galaxies, $\sim r^{-4}$, the distribution function of their fields and/or orbital moments (see below) is never Gaussian.

The explicit expression for $F(\rho)$ reads

$$F(\rho) = n \int_0^\infty r^2 dr \int_0^\pi \sin\theta d\theta \int_0^{2\pi} d\varphi \left[1 - \frac{\sin \frac{\rho E_0(3\cos^2\theta - 1)}{r^4}}{\frac{\rho E_0(3\cos^2\theta - 1)}{r^4}} \right]. \quad (12)$$

We first perform the integration over r in (12). For that we denote $b/r^4 = x$ ($b = \rho E_0(3\cos^2\theta - 1)$) to obtain

$$K = \int_0^\infty r^2 dr \left(1 - \frac{\sin Q}{Q} \right) = \frac{1}{4}|b|^{3/4} \int_0^\infty \frac{dx}{x^{7/4}} \left(1 - \frac{\sin x}{x} \right). \quad (13)$$

The last integral can be calculated analytically to give

$$\int_0^\infty \frac{dx}{x^{7/4}} \left(1 - \frac{\sin x}{x} \right) = \frac{8}{21} \sqrt{2 - \sqrt{2}} \Gamma\left(\frac{1}{4}\right) \approx 1.05711302,$$

where $\Gamma(x)$ is Γ -function (Abramowitz & Stegun 1964). This finally yields

$$K = 0.264278|b|^{3/4} \equiv A|b|^{3/4}. \quad (14)$$

With respect to (14) we have

$$F(\rho) = 2\pi n A (\rho E_0)^{3/4} \int_0^\pi \sin\theta d\theta |3\cos^2\theta - 1|^{3/4}. \quad (15)$$

The auxiliary integral K_1 can be calculated numerically to give

$$K_1 = \int_{-1}^1 dx |3x^2 - 1|^{3/4} = 2 \int_0^1 dx (3x^2 - 1)^{3/4} = 1.581940777. \quad (16)$$

With respect to (16), $F(\rho)$ assumes the form

$$F(\rho) = 2\pi n \cdot 0.41807255 \cdot (\rho E_0)^{3/4}. \quad (17)$$

Substitution of (17) into (8) gives

$$f(E) = \frac{1}{2\pi^2 E} \int_0^\infty \rho e^{-\alpha \rho^{3/4}} \sin \rho E d\rho, \quad (18)$$

$$\alpha = 2\pi n \cdot 0.41807255 \cdot E_0^{3/4}.$$

The expression (18) is the main theoretical result of the present paper, constituting the final answer for distribution function of gravitational fields moduli. It is seen that distribution function (18) depends parametrically on the galaxies density n , as well as on average galaxy quadrupole moment. To the best of our knowledge, neither distribution function (18) nor its explicit dependence on n and Q has been known previously. The integral (18) can be calculated only numerically.

The normalization condition for distribution function (18) looks like

$$4\pi \int_0^\infty E^2 f(E) dE = 1. \quad (19)$$

We check explicitly

$$I = 4\pi \int_0^\infty E^2 f(E) dE = \frac{2}{\pi} \int_0^\infty E \sin \rho E dE \int_0^\infty \rho d\rho e^{-\alpha \rho^{3/4}}.$$

With respect to the relation $\int_0^\infty E \sin \rho E dE = -\pi \delta'(\rho)$, the integral I can be calculated

$$I = -2 \int_0^\infty \rho \delta'(\rho) d\rho e^{-\alpha \rho^{3/4}} = \frac{d}{d\rho} \left[\rho e^{-\alpha \rho^{3/4}} \right]_{\rho=0} = 1. \quad (20)$$

To derive the result (20), we use the following identity for n -th derivative of Dirac δ function

$$\int_{-\infty}^{\infty} f(x)\delta^{(n)}(x)dx = - \int_{-\infty}^{\infty} \frac{df}{dx}\delta^{(n-1)}(x)dx.$$

We finally mention the difference of our approach to the problem of angular moments distribution and that of Refs. (Catelan & Theuns 1996) and (Heavens & Peacock 1988). The main difference is that we consider the discrete many-body problem, stemming from multipole expansion (up to quadrupole here) of Newtonian interaction potential between fluid elements. In such approach, all physical properties of the system are determined by the interaction potential $V(\mathbf{r}_{ij})$ (1). In the case of disorder, the distribution function of random gravitational fields is also completely determined by the form of potential $V(\mathbf{r}_{ij})$. To derive the distribution function of random gravitational fields, we use the statistical method of Chandrasekhar (1943). As we have shown above, within this method, the distribution function is never Gaussian for any long-range potential, obtained as multipole expansion of Newtonian one. At the same time, all previous approaches postulated (rather than derived) the distribution function in Gaussian form, which, in our opinion, does not reflect the physical nature of long-range gravitational multipole interaction, which generates distribution functions with long tails.

3.1. Numerical calculation of $f(E)$. Dimensionless variables.

Following Chandrasekhar (1943) for the case of Holtzmark function, we introduce the dimensionless variables $\rho E = x$ and $\beta = E/\alpha^{4/3}$. In these variables the integral (18) renders

to

$$f(\beta) = \frac{1}{2\pi^2\beta^3\alpha^4} \int_0^\infty x \sin x \exp \left[- \left(\frac{x}{\beta} \right)^{3/4} \right] dx \equiv \frac{H(\beta)}{4\pi\beta^2\alpha^4}, \quad (21)$$

$$H(\beta) = \frac{2}{\pi\beta} \int_0^\infty x \sin x \exp \left[- \left(\frac{x}{\beta} \right)^{3/4} \right] dx. \quad (22)$$

The physical meaning of the function $H(\beta)$ is that as it proportional to $\beta^2 f(\beta)$, it is just the integrand in Eq. (19), being the effective one-dimensional distribution function of random fields. In other words, the normalization condition for $H(\beta)$ assumes one-dimensional form

$$\int_0^\infty H(\beta) d\beta = 1. \quad (23)$$

In this case, the average value of dimensionless random field β reads

$$\bar{\beta} = \int_0^\infty \beta H(\beta) d\beta. \quad (24)$$

Function $H(\beta)$ will be calculated numerically below.

3.2. Asymptotics of distribution function $f(\beta)$

We begin with asymptotics of $H(\beta)$. At $\beta \rightarrow 0$ we make substitution $x/\beta = t$ to obtain from (22)

$$H(\beta) = \frac{2\beta}{\pi} \int_0^\infty t \sin \beta t e^{-t^{3/4}} dt \approx \frac{2\beta}{\pi} \int_0^\infty t \left(\beta t - \frac{1}{6}(\beta t)^3 + \dots \right) e^{-t^{3/4}} dt. \quad (25)$$

The first term of the expansion (25) yields

$$H(\beta \rightarrow 0) = \frac{2\beta^2}{\pi} \int_0^\infty t^2 e^{-t^{3/4}} dt = \frac{8\beta^2}{3\pi} \int_0^\infty z^3 e^{-z} dz \equiv \frac{48}{3\pi} \beta^2. \quad (26)$$

At $\beta \rightarrow \infty$ we expand the Eq. (22) over small parameter $1/\beta$. We obtain in the first approximation

$$\begin{aligned}
 H(\beta \rightarrow \infty) &= \frac{2}{\pi\beta} \lim_{\delta \rightarrow 0} \int_0^\infty x \sin x \left(1 - \frac{x^{3/4}}{\beta^{3/4}}\right) e^{-\delta x} dx = \\
 &= -\frac{2}{\pi\beta^{7/4}} \lim_{\delta \rightarrow 0} \int_0^\infty x^{7/4} \sin x e^{-\delta x} dx = \\
 &= \frac{2}{\pi\beta^{7/4}} \Gamma(11/4) \cos \frac{\pi}{8} \approx 0.945972642\beta^{-7/4}.
 \end{aligned} \tag{27}$$

To derive expression (27) we take into account that $\lim_{\delta \rightarrow 0} \int_0^\infty x \sin x e^{-\delta x} dx = 0$.

Having asymptotics $H(\beta)$, we calculate those for $f(\beta)$ with the help of relation (21):

$$f(\beta) = \begin{cases} \frac{4}{\pi^2\alpha^4}, & \beta \rightarrow 0 \\ \frac{0.945972642}{4\pi\alpha^4} \beta^{-15/4}, & \beta \rightarrow \infty. \end{cases} \tag{28}$$

Here α is given by Eq. (18). The asymptotics (28) shows that $f(\beta)$ does not depend on β at small β and decays at large β . This shows that although normalization integral is convergent (we recollect that normalization condition for $f(\beta)$ looks like $\int_0^\infty \beta^2 f(\beta) d\beta = 1$), already first moment does not exist. This can also be seen from large β asymptotics of $H(\beta)$ (27). The expression (28) is a confirmation of the fact that function $f(\beta)$ belongs to the class of heavy-tailed distributions.

4. Distribution function of angular momenta

Our aim is to calculate the distribution function of galaxies angular momenta \mathbf{L}_i . For that we need a relation between the angular momentum \mathbf{L} of a galaxy and its gravitational field $\mathbf{E}_{quad}(\mathbf{r})$ (3). The expression for components L_α ($\alpha = x, y, z$) of \mathbf{L} has been derived in the form of perturbation series in small Lagrangian coordinate \mathbf{q} . The first order terms are defined by Eq. (11) of Ref. (Catelan & Theuns 1996), while second order ones by Eq.

(28) of the follow-up article (Catelan & Theuns 1996a). Both expressions have identical structure and can be written in the form

$$L_\alpha^{(i)} = f_i(t)\varepsilon_{\alpha\beta\gamma}E_{i\beta\sigma}I_{\sigma\gamma}, \quad \alpha, \beta, \gamma, \sigma = x, y, z, \quad (29)$$

where index $i = 1, 2$ denotes the order of perturbation theory, $\varepsilon_{\alpha\beta\gamma}$ is Levi-Civita symbol, $E_{\beta\sigma}$ are components of quadrupole (tidal) field (3) and $I_{\sigma\gamma}$ are components of inertia tensor. Accordingly, functions $f_1(t) = a^2(t)\dot{D}(t)$ and $f_2(t) = \dot{E}(t)$ (dot means time derivative) are known functions of time, calculated from the differential equations, derived in i -th order of perturbation theory (Bouchet et al. 1992). The explicit form of these equations read

$$t_0^2\ddot{D}(t) + a(t)D(t) = 0, \quad (30)$$

$$t_0^2\ddot{E}(t) + a(t)E(t) = -a(t)D(t)^2, \quad (31)$$

where $0 \leq t < \infty$ is dimensional physical time and t_0 is some characteristic time, depending of the cosmological model considered. We will choose this quantity below. The dimensionless function $a(t)$ (so-called scale factor) is determined from zero-order perturbative equation, which indeed is first Friedmann equation, depending again on chosen cosmological model. General form of this equation reads

$$\frac{H^2}{H_0^2} = \Omega_R a^{-4} + \Omega_M a^{-3} + \Omega_k a^{-2} + \Omega_\Lambda. \quad (32)$$

Here $H = \dot{a}/a$ is Hubble parameter ($\dot{a} \equiv da/dt$), H_0 is Hubble constant and Ω_i ($i = R, M, k, \Lambda$) are corresponding density parameters taken at present time, when $a(t) = 1$. Specifically, Ω_R is radiation density, Ω_M is matter (dark plus baryonic) density, Ω_k is co-called spatial curvature density and Ω_Λ is cosmological constant or vacuum density, $\Omega_\Lambda = \Lambda/(3H_0^2)$, where Λ is cosmological and H_0 is Hubble constant. For our calculations of distribution function of angular momenta, we will choose flat Λ CDM model of the Universe, keeping in the equation (32) only Ω_M and Ω_Λ terms, $\Omega_M + \Omega_\Lambda = 1$.

Although the components of the gravitational tidal (shear) field \mathbf{E} are different in the first and second orders of perturbation theory, for our purposes it is sufficient to consider them to be the same as they are simply the arguments of distribution function (18). Denoting $b(t) = f_i(t)$ and omitting index i in the components of tidal field \mathbf{E} , we can rewrite the relation (29) explicitly:

$$\begin{aligned}
 L_x/b(t) &= E_{yx}I_{xz} + E_{yy}I_{yz} + E_{yz}I_{zz} - E_{zx}I_{xy} - E_{zy}I_{yy} - E_{zz}I_{zy}, \\
 L_y/b(t) &= E_{zx}I_{xx} + E_{zy}I_{yx} + E_{zz}I_{zx} - E_{xx}I_{xz} - E_{xy}I_{yz} - E_{xz}I_{zz}, \\
 L_z/b(t) &= E_{xx}I_{xy} + E_{xy}I_{yy} + E_{xz}I_{zy} - E_{yx}I_{xx} - E_{yy}I_{yx} - E_{yz}I_{zx}.
 \end{aligned} \tag{33}$$

Taking into account the symmetry relations $I_{ab} = I_{ba}$ and $E_{ab} = E_{ba}$ and leaving only E_{zz} , we obtain from (33)

$$\begin{aligned}
 L_x &= -b(t)E_{zz}I_{yz}, \quad L_y = b(t)E_{zz}I_{xz}, \quad L_z = 0. \\
 L &= \sqrt{L_x^2 + L_y^2 + L_z^2} = b(t)E_{zz}\sqrt{I_{xz}^2 + I_{yz}^2} \equiv L_0E, \\
 L_0 &= L_0(t) = f_i(t)\sqrt{I_{xz}^2 + I_{yz}^2}.
 \end{aligned} \tag{34}$$

The expression (34) constitutes linear relation between angular momentum and tidal field moduli both in linear ($i=1$) and nonlinear ($i=2$) regimes.

As the relation between gravitational field modulus and angular moment (34) is linear, the shape of distribution function of angular moments $f(L)$ is similar to that of gravitational fields. The explicit transition from $f(E)$ (18) to $f(L)$ can be accomplished combining the expression (34) and known relation from the theory of probability

$$f(L) = f[E(L)] \left| \frac{dE}{dL} \right|, \tag{35}$$

which yields

$$f(L) = \frac{1}{2\pi^2 L} \int_0^\infty \rho e^{-\alpha\rho^{3/4}} \sin\left(\rho \frac{L}{L_0(t)}\right) d\rho, \tag{36}$$

where $L_0(t)$ is given by expression (34). Passing to dimensionless variables

$$\rho \frac{L}{L_0} = x, \quad \lambda = \frac{L}{L_0 \alpha^{4/3}} \quad (37)$$

generates the following pair of functions similar to the case of gravitational fields distribution (21), (22)

$$f(\lambda) = \frac{1}{2\pi^2 \lambda^3 \alpha^4 L_0} \int_0^\infty x \sin x \exp \left[- \left(\frac{x}{\lambda} \right)^{3/4} \right] dx \equiv \frac{H(\lambda)}{4\pi \lambda^2 \alpha^4 L_0}, \quad (38)$$

$$H(\lambda) = \frac{2}{\pi \lambda} \int_0^\infty x \sin x \exp \left[- \left(\frac{x}{\lambda} \right)^{3/4} \right] dx. \quad (39)$$

In this case the effective 1D distribution function $H(\lambda)$ is similar to that from the gravitational fields (22) and we have the asymptotics (28) (divided by L_0) for the distribution function of momenta.

The effective 1D distribution of fields or momenta is shown in Fig. 1. It is seen that this function has characteristic bell shape and is asymmetric. Asymptotics (27) shows that the integral, defining the mean value of the galaxy orbital moment (24), is divergent. To estimate the most probable value of the orbital moment, we calculate λ_{max} , corresponding to the maximum of distribution function $H(\lambda)$, see Fig. 1 for details. This situation is typical for so-called heavy-tailed distributions like Cauchy one $f(x) \sim (a^2 + x^2)^{-1}$. Such distributions can be met very frequently in all branches of physics, dealing with random processes and ranging from condensed matter physics to chemical kinetics and econophysics, see, e.g. Kapur & Kesavan (1992). As Cauchy and many other heavy-tailed distributions do not admit a first moment (corresponding integral is divergent), the maximum of such probability density function is usually taken as a measure of its mean value.

The analysis of this mean value will permit us to derive some useful relations, which earlier had been taken as empirical ones. To perform this analysis we adopt

the simplest possible CDM cosmology in the first order of perturbation theory, where $a(t) = D(t) = (t/t_0)^{2/3}$ (Doroshkevich 1970) so that $L_0 = \frac{2I}{3t_0}\tau$, $\tau = t/t_0$, $I = \sqrt{I_{xz}^2 + I_{yz}^2}$. The solution of the equation $dH/d\lambda = 0$ reads

$$\lambda_{max} = 0.602730263. \quad (40)$$

In dimensional units (37) we have from (40)

$$\begin{aligned} L_{max} &= 0.602730263 \cdot (2\pi \cdot 0.41807255)^{4/3} n^{4/3} L_0 \frac{GQ}{2} = \\ &= 1.09228264 \left(\frac{N}{V}\right)^{4/3} L_0 GQ, \end{aligned} \quad (41)$$

$$L_{max} = 0.7281884 \left(\frac{N}{V}\right)^{4/3} \frac{t}{t_0^2} GIQ \approx \kappa \left(\frac{N}{V}\right)^{4/3} \frac{t}{t_0^2} GR^4 m^2, \quad (42)$$

where κ is a constant of order unity. To derive the last equation (42), we estimate (on the base of Eq. (2)) both galaxy quadrupole moment Q and its mean inertia moment I as being proportional to mR^2 , where m is galaxy mass and R is its mean radius. If we estimate volume V as $V = R^3$, we see that R cancels down in Eq. (42) so that we obtain $L_{max} \sim (t/t_0^2)m^2 N^{4/3}$.

On the other hand, we can suppose that volume V is related to the galaxy cluster so that its value $V = R_A^3$, where R_A is a mean radius of the cluster, which is proportional to the autocorrelation radius (Peebles 1973, 1980; Peacock 1999; Lin et al. 1996; Tucker et al. 1997; Longair 2008). Although n is still a constant for any particular cluster, it varies from cluster to cluster with increasing richness N . In this case we may rewrite $N = M/m$ to obtain the different form of expression for L_{max}

$$L_{max} \sim \frac{t}{t_0^2} \left(\frac{R}{R_A}\right)^4 m^{2/3} M^{4/3}, \quad (43)$$

which does not contain ρ . It seems formally, that Eq. (43) implies that $L_{max} \sim t$, but the time evolution of galaxy radius R and mean cluster radius R_A , being very complex

astrophysical process (Longair 2008), can complicate real time dependence $L_{max}(t)$ a lot. This question needs to be studied additionally.

The equation (42) shows that mean orbital moment of a galaxy is proportional to $N^{4/3}$ where N is number of galaxies. The dependence $L_{max}(N) = \kappa_2 N^{4/3}$ ($\kappa_2 = \kappa t G R^4 m^2 / (t_0^2 V^{4/3})$) (43) is shown in Fig.2. It is seen, that in our model of constant galaxies density $n = const$, the systems with larger number of galaxies have larger angular momenta. Below, comparing the linear and nonlinear regimes of fluctuation growth, we will show that the assumption of constant density may safely be used for qualitative analysis of angular momentum acquisition.

Let us finally pay attention that the dependence between mean momentum of galaxy cluster and its mass comes from parametrical dependence of L_{max} on galaxy mass, volume and quadrupolar moment. This same dependence can be identically rewritten in different ways. Then, if we assume that certain parameters are constant, we obtain different dependences of L_{max} on not only cluster mass M but on mass and galaxies density as well as on galaxies number N . For instance, in Eq. (42), at $R = const$ L_{max} scales as a square of galaxy mass m in contrast to relation (43). This shows that observational verification of the dependences $L_{max}(N, m)$ would permit to make unambiguous conclusion about constancy of a particular stellar parameter.

4.1. Time dependence of distribution function in Λ CDM model.

The time evolution of distribution function (39) can be obtained with respect to the definition of λ (37) and subsequently L_0 (34). The dependence $L_0(t)$ generates substitution $\lambda \rightarrow \lambda/f_i(\tau)$, where $\tau = t/t_0$ so that we have from (39)

$$H(\lambda, \tau) = \frac{2}{\pi\lambda} \int_0^\infty x \sin x \exp \left[- \left(\frac{x f_i(\tau)}{\lambda} \right)^{3/4} \right] dx, \quad i = 1, 2. \quad (44)$$

To derive Eq. (44) we take into account that there is additional coefficient L_0 in the denominator of (38) containing $f_i(\tau)$ so that there is no $f_i(\tau)$ before the integral in Eq. (44). To obtain $f_{1,2}(\tau)$ in Λ CDM model, we begin with the determination of $a(t)$ from Friedmann equation (32), which reads

$$\frac{da}{dt} = H_0 \sqrt{\Omega_\Lambda a^2 + \frac{1 - \Omega_\Lambda}{a}}. \quad (45)$$

The solution of the equation (45) has the form

$$a(t) = \alpha \sinh^{2/3}(t/t_0), \quad \alpha = \left(\frac{1 - \Omega_\Lambda}{\Omega_\Lambda} \right)^{1/3}, \quad t_0 = \frac{2}{3H_0\sqrt{\Omega_\Lambda}}. \quad (46)$$

Now, the function $f_1(\tau) = a^2(\tau)D'(\tau)$ ($D' = dD/d\tau$), where $D(\tau)$ can be found numerically from the equation (30). Accordingly, in the nonlinear regime, the function $f_2(\tau) = E'(\tau)$ should be found numerically from the equation (31).

We note here, that in Einstein - de Sitter model $f_1(\tau) = (2/3)\tau$ and $f_2(\tau) = (-4/7)\tau^{1/3}$ (Doroshkevich 1970; Catelan & Theuns 1996a). Also, the maximum of the function (44) occurs at

$$\lambda_{max}(\tau) \approx 0.602730263f_i(\tau), \quad (47)$$

where $\lambda_{max} \approx 0.602730263$ is a maximum of time - independent function $H(\lambda)$ (40). It is seen that functions $f_2(\tau)$, related to the second perturbative corrections, are negative. Substitution of such function into the exponent of integrand (44) generates the imaginary part, which does not change the behaviour of $H(\lambda, \tau)$ qualitatively. That is why for the purpose of comparison of the linear and nonlinear regimes of fluctuation growth, everywhere we use the moduli of the functions $f_2(\tau)$ both in CDM and in Λ CDM models.

The dependences $H(\lambda, \tau)$ (44) for Einstein - de Sitter CDM model with above $f_i(\tau)$ are shown in the Fig. 3. It is seen that at time growth the distribution function diminishes, while at zero time it goes to infinity. As time (figures near curves in Fig. 3) grows, the

maximum $\lambda_{max}(\tau)$ shifts towards larger λ so that the whole distribution function "blurs" at large times. This is related to the fact that functions $f_i(\tau)$ enter the exponent in the integrand (44). The comparison of left and middle panels of Fig. 3 show that the behaviour of $H(\lambda, \tau)$ is qualitatively similar in linear and nonlinear regimes of fluctuation growth. This means that for qualitative analysis we may safely use the linear regime. To further demonstrate that, at the right panel of Fig. 3, we report the dependence $\lambda_{max}(\tau)$ (47). It is seen that both in linear and nonlinear regime this function grows with time, although in Λ CDM model this growth is much faster so that to show both CDM and Λ CDM curves in one panel, we use the logarithmic scale.

The result of numerical calculations in Λ CDM model are reported in Fig. 4. It is seen that qualitative behavior of $H(\lambda, \tau)$ is similar to that for CDM model. Here, however, we can trace the variation of $H(\lambda, \tau)$ with parameter α . It is seen that as parameter α increases, the distribution function decreases - for the similar times the distribution function is smaller for larger α . Similar to CDM model, the maximum of distribution function shifts towards larger λ at time growth. The above regularities are the same for linear and nonlinear regimes, while the values of distribution functions in Λ CDM model for the same α are smaller in nonlinear regime. This is related to the fact that function $f_2(\tau)$ grows much faster than $f_1(\tau)$ in Λ CDM model. Also, as has been noticed in many references (see, e.g. Catelan & Theuns (1996) and references therein), that first order perturbation result (linear regime) corresponds to so-called Zeldovich approximation which is approximately valid also for nonlinear situation. This shows once more that for qualitative discussion of the time dependence of the distribution function $H(\lambda, \tau)$ we can safely use the linear approximation, based on the function $f_1(\tau)$ only. It should be noted that parameter t_0 in Eq.(46) is of order of the Hubble time $1/H_0$. The comparison of the curves for different $\tau = t/t_0$ in the Fig. 4 shows that the relaxation time is very long. This is in agreement with the fact that clusters are known to be dynamically young objects, i.e. with crossing timescales which are non

negligible with respect to the age of the Universe at the time of their formation. The fact that the relaxation time in Fig. 4 is very long suggests that the dependence of the effective 1D distribution function $H(\lambda, \tau)$ (and average angular momentum as the result) on the redshift should be weak. Also, the comparison of Figs 3 and 4 shows that the distribution of spin parameters of galaxy clusters depends on the cosmological parameters and generally speaking is weak.

5. Discussion. Relation to observational results

Our theoretical results about the distribution function of momenta can shed some light on the problem of galaxies orientation in clusters. Our main message is that although the gravitational interaction between galaxies is of long-range character, the observations (which we will discuss below) may evidence that there is additional short-range intergalaxy interaction with characteristic radius r_c . This means that if the distance r between two galaxies is smaller than r_c , they are correlated and have their orbital moments aligned. This is the case for the dense (rich) galaxy clusters, which, by this virtue, have high degree of orbital moments alignment. In the opposite situation of poor clusters, where the intergalaxy distance $r > r_c$, the long-range multipole interaction of alternating sign dominates and the alignment of the orbital moments is absent. We speculate that this situation resembles that in diluted magnetic systems, where the presence of short-range exchange interaction between magnetic spins promote long-range magnetic order, which is characterized by macroscopic spin alignment, see Stephanovich (1997); Semenov & Stephanovich (2003) and references therein for details.

The aforementioned statistical method permits to account for this situation if we add the (empirical) short-range interaction term to the initial potential (3). In this case, the distribution function of random fields would depend on the above average value of angular

momentum $L_{max} \equiv L_{av}$ as a parameter (see Stephanovich (1997); Semenov & Stephanovich (2003)) so that self-consistent equation for L_{av} of the form

$$L_{av} = \int L(E)f(E, L_{av})d^3E \quad (48)$$

can be derived. Here $f(E, L_{av})$ is the distribution function of random gravitational fields, which substitutes the expression (18) in the case of inclusion of the possible short-range interaction term. In such case, for finite r_c , the distribution function decays at $E \rightarrow \infty$ faster then (18) so that the integral (48) converges. As now the total interaction potential includes both luminous and dark matter, the equation (48) permits to address the question about alignment of sub-dominant galaxies, when most of cluster angular momentum is in the smooth dark matter halo component. Observationally it is relatively easy to analyse the orientation of angular momenta in the luminous matter i.e. in real galaxies and their clusters. With dark matter (sub) halos this is not so easy. One should not, however, forget, that there are relation between the properties of luminous and dark matter. The articles (Paz et al. 2008; Bett et al. 2010; Kim et al. 2011; Varela et al. 2012) show clear observational evidence of relation between the dark matter halos and galaxies orientation, see however Tennesi et al. (2015) for opposite opinion. The assumption that angular momentum of the luminous matter traces that of the associated dark matter (sub)-structures (e.g. angular momentum totally aligned, one galaxy per sub-halo) allows us to conclude that angular momentum alignment of galaxies give us information about similar alignment in dark matter. In other words, the properties of angular momentum of luminous matter (like real galaxies) give us information about those of dark matter (sub)-structures.

For luminous matter, it is possible to consider the relation between the angular momentum and the mass of a structure as based on the observational data (Godłowski et al. 2005; Godłowski 2011a). It is possible to investigate how this image varies with the mass of

galaxy clusters, beginning with the simplest ones, i.e. galaxies pairs. These investigations show that their angular momentum originates mainly from the orbital motion of galaxies (Karachentsev & Mineva 1984a,b; Mineva 1987). Helou (1984) examining a sample of 31 galaxy pairs, found that an "anti alignment" of these galaxies spins occurs. Parnovsky et al. (1997) recognized a weak alignment in physical pairs of galaxies. Alignment in pairs of spiral galaxies was also discerned by Pestana, & Cabrera (2004). Intrinsic spin alignment in galaxies pairs has independently been confirmed by Heymans et al. (2004) within their research on weak gravitational lensing, where it was necessary to estimate and remove the effects related to alignment of galaxy orientations. Also the analysis of positions of the Milky Way's companions shows their non random distribution (they are located perpendicularly to the Milky Way's disc), which can be regarded as their orbital alignment. Galaxies within compact groups rotate on prolate orbits about the group's centre (Tovmassian et al. 2001), which contributes to the system's total angular momentum. (Yang et al. 2006) found, while Sales & Lambas (2009); Wang et al. (2009, 2010) confirmed it, that the companions of central red galaxies are aligned along their large axes. The similar result has been obtained by Ibata et al. (2013, 2014) in the two papers about the ordering of satellites orbits around M31 Theirs latest article (Ibata et al. 2015) also corroborates this result. Thus it can be maintained that structures like galaxies and their companions, pairs and compact groups of galaxies have a non zero net angular momentum related mostly to their orbital motion. One should not forget, however, that situation is more complicated in more massive structures. As there is no evidence for rotation of the groups and clusters of galaxies (see, e.g., Regos & Geller (1989); Diaferio & Geller (1997); Diaferio (1999); Rines et al. (2003); Hwang & Lee (2007)), it is clear that angular momentum of such structures is related primarily to the alignment of constituents spins.

We should note here that there are many (seemingly contradictory) observational results regarding the alignment (or misalignment) of galaxies angular momenta in the

literature beginning with the paper of Thompson (1976), who found an alignment in the galaxy orientations in the Virgo and A2197 clusters. The evidence for alignment of galaxies belonging to the Virgo cluster had been found by Helou & Salpeter (1982); MacGillivray & Dodd (1985a). Non random galaxy orientation was found in very rich galaxy clusters (Djorgovski 1983; Godłowski et al. 1998; Wu 1998; Baier, Godłowski & MacGillivray 2003; Kitzbichler & Saurer 2003; Aryal 2007; Godłowski 2012). The alignment of galaxy planes was also found in A1689 (Hung et al. 2010; Hung & Ebeling 2012). This result is important as A1689 is the most distant cluster where the alignment has been found till now.

There are also contradictory results. For instance, Bukhari (1988); Bukhari & Cram (2003); Hofman et al. (1989) studied orientation of galaxies within clusters and did not find any alignment. The same result has been obtained by Aryal & Saurer (2005) in their investigations of three Abell clusters of richness class zero. During studies of the isolated Abell groups (Flin & Olowin 1991; Trevese et al. 1992; Kim 2001; Niederste-Ostholt et al. 2010), only a rudimentary alignment was found and related only to the brightest cluster members. The alignment has also not been found during analysis of Tully’s groups of galaxies belonging to the Local Supercluster (Godłowski & Ostrowski 1999; Godłowski et al. 2005; Godłowski 2011b). Summarizing above observations of angular momenta misalignment, we can conclude that such misalignment had been obtained for less massive structures like group and poor galaxy clusters.

To check the hypothesis, that the alignment of galaxies angular momenta increases with the cluster richness, Godłowski et al. (2010) examined orientation of galaxies in clusters both qualitatively and quantitatively. The analysis of the spatial orientations of galaxies in the 247 optically selected rich Abell clusters, having in the considered area at least 100 members has been performed by Godłowski et al. (2010). The structures have been taken from the PF catalog (Panko 2006). The statistical analysis, based on linear regression,

permitted to conclude that cluster angular momenta increase with their numerousness. Note however, that relatively small statistical sample of 247 clusters, analyzed by Godłowski et al. (2010), does not give a possibility to discriminate between linear dependence tested by Godłowski et al. (2010), the dependence $L_{max} \sim M^{5/3}$ (Catelan & Theuns (1996)) and our result (43) that mean angular momentum is proportional to $M^{4/3}$ (stemming from $N^{4/3}$). However, such detailed analysis would be possible if larger statistical sample of galaxy clusters is available.

The above results show clearly that galaxy clusters have a non zero net angular momentum related mostly to their orbital motion. For more massive structures there is a lack of alignment of the orientation of galaxies for group and poor galaxy clusters, while there is evidence for alignment for the rich clusters of galaxies (Godłowski et al. (2005), see also Godłowski (2011a) for later improved analysis). It has been suggested that degree of alignment increase with clusters richness, and as a result the cluster angular momentum increases with its numerousness. Here we emphasize once more that the equation (48), which depends parametrically on the clusters parameters (like mass density ρ and cluster density n) will give zero or nonzero solutions for L_{av} (corresponding to alignment or misalignment of galaxies angular momenta) depending on the parameters values and cluster reachness in particular.

Now we present an alternative explanation of alignment and misalignment of galaxies angular momenta in rich and poor clusters respectively. Namely, as rich galaxy clusters are less dynamically evolved objects, the galaxies constituting them, haven't had time to reach the pericenter of their orbit in the cluster and retain the alignment imprinted by the larger scale environment in which the cluster is embedded. In other words, large scale filaments (cosmic web) feed (reach) galaxy clusters along privileged directions, resulting in clusters being rather more prolate in shape than spherical. We begin with the paper

of Godlowski et al. (1998), who had shown that the galaxies orientation distribution in the Abell 754 double cluster is nonrandom with galaxy planes being perpendicular to the main cluster plane. The above nonrandom orientation distribution had also been found in the Abell 754 cluster (Baier, Godłowski & MacGillivray 2003), but the direction (relatively to the main cluster plane) of the observed galaxy ordering is perpendicular to that for Abell 754. The interpretation of above orientation difference has been presented by di Fazio & Flin (1988) in terms of two different types of galaxy clusters: oblate and prolate. One more interpretation can be done on the base of tidal interaction scenario. Namely, it has been observed by Paz et al. (2008) that in large scale structure the direction of angular momenta (relatively to its main plane) of constituting objects depends on the structure mass. The same result has been obtained by Trujillio et al. (2006); Varela et al. (2012). The newest analysis (Codis et al. 2012) (based on the earlier studies of Sugerman et al. (2000); Lee & Pen (2000); Bailin & Steinmetz (2005); Aragon-Calvo (2007); Hahn et al. (2007); Paz et al. (2008); Zhang et al. (2009)) on the dark matter halos angular momentum orientation also confirm the above result. The studies of galaxies angular momenta ordering in large scale had been fulfilled by Paz et al. (2008); Zhang et al. (2013), who use the data from Sloan Digital Sky Survey catalog. They found that galaxies angular momenta align perpendicularly to the large scale structures planes. Latter effect has not been observed for the structures with relatively small masses. These results agree well with the simulations of Paz et al. (2008) based on tidal interaction mechanism. Jones et al. (2010) have found that the spins of spiral galaxies in the cosmic web have tendency to align along the filaments axes, which has been interpreted as the "fossil" evidence of the effects of long-range tidal interactions.

The other interesting problem is possible time evolution of galaxy clusters alignment. Assuming Einstein - De Sitter model (Doroshkevich 1970), on the Fig. 3 we report the time evolution of the function $H(\lambda)$. It is interesting that at time growth the distribution

function goes to zero. This means that older structures (clusters) should have more scattered observed values of angular momenta than younger ones. At the same time, equation (43) shows that mean angular momentum of the clusters should increase in time.

Latter result is obtained in Einstein - De Sitter model but is still valid for any similar cosmological models. The predictions will be available to verify when we get better data concerning alignment in galaxy clusters. Note however that even now we have observational results suggesting the possible evolution of alignment with redshift. There are for example the results of Song & Lee (2012) who found that the alignment profile of cluster galaxies drops faster at higher redshifts.

6. Conclusions

The main physical result of the present paper is the calculation of the distribution function of the gravitational fields of astronomical objects like galaxies ensembles and smooth halos based solely on the tidal interaction between constituting elements. We show that for tidal (quadrupolar) interaction the distribution function cannot be Gaussian, its explicit form being presented by the equation (18). We emphasize here that derived distribution function of gravitational fields does not depend on the specific Eulerian or Lagrangian description of Newtonian matter and thus can be used to calculate virtually any observable characteristic of stellar ensemble. As an example, we use the above distribution function to calculate the distribution of angular momenta. From the astronomical interpretation point of view, it is important that for particular cluster with richness n we expect not a single value of angular momentum but the range of allowed values described by the probability function. As the distribution function (18) slowly decays at infinity, its first moment does not exist because the corresponding integral is divergent. To calculate the mean value of angular momentum in this situation, we assume that the maximal value

of distribution function L_{max} gives the desired quantity. We note that such procedure is usual while dealing with so-called heavy-tailed distributions, see, e.g. Kapur & Kesavan (1992) and references therein.

As astronomical objects (for instance galaxies) masses, radii and number enter the equation (18) as parameters, we were able to show that mean value of angular momentum L_{max} for particular galaxy cluster of mass M is proportional to $M^{5/3}$, thus corroborating well-known (see Schaefer (2009) and references therein) empirical result. Our other result $L_{max} \sim N^{4/3}$ (or $M^{4/3}$, eq. (43)) has also its astronomical interpretation that larger (richer) clusters of galaxies have higher angular momentum, see also the discussion below. The observational discrimination between the dependences $M^{5/3}$ and $M^{4/3}$ would be possible when larger statistical sample of galaxy clusters will be available. The parametric time dependence of L_{max} via functions $a(t)$ and $D(t)$ in Einstein - de Sitter model permits us to trace its time evolution. This shows that our approach to derivation of distribution function of galaxies angular momenta gives physically reasonable answers. We have also analyzed the time evolution of the distribution function. It is reported in Fig. 3 and shows that the distribution function is flattening with time.

The relation between angular momentum and mass of the structures has been extensively analysed theoretically (Muradyan 1975; Wesson 1979, 1981, 1983; Carrasco 1982; Sistero 1983; Brosche 1986; Mackrossan 1987; Paz et al. 2008), see Schaefer (2009) for review. This relation has usually been presented empirically in the form $L_{max} \sim M^{5/3}$. From the point of view of modern scenarios of galaxy and their structures formation, increasing of angular momentum with the cluster richness could be explained only in tidal torque scenario in the hierarchic clustering model (Heavens & Peacock 1988; Hwang & Lee 2007; Noh & Lee 2006a,b) and in Li model (Li 1998; Godlowski et al. 2005). One should note however that the value of the Universe rotation, required by Li (1998), is too large as

compared to the anisotropy found in cosmic microwave background radiation (CMBR).

The increase of the galaxies angular momentum with mass of the structure was found observationally during analysis of the alignment of galaxies in clusters (Godłowski et al. 2005; Aryal 2007; Godłowski et al. 2010; Godłowski 2011a,b, 2012). Since it is commonly agreed that groups and clusters of galaxies do not rotate (Regos & Geller 1989; Diaferio & Geller 1997; Diaferio 1999; Rines et al. 2003; Hwang & Lee 2007), any possible nonzero angular momentum of such structures should arise only from possible alignment of galaxy spins and stronger alignment mean greater angular momentum of such structures. Generally there is no evidence for a non zero angular momentum of galaxies or group and poor galaxy clusters, while we observe such alignment for rich clusters of galaxies and superclusters. We speculate that this phenomenon may occur due to some additional short-range interaction between galaxies such that in rich clusters the galaxies are correlated as they fall in the range of this interaction and hence have their angular moments aligned. In such situations there should be some critical richness n_{cr} , related to the interaction range r_c such that only clusters of richness $n > n_{cr}$ would have their spins aligned. We note here that such physical picture is common for disordered magnets and ferroelectrics, see Stephanovich (1997); Semenov & Stephanovich (2003) and references therein. We postpone the quantitative investigation of this interesting question for future publications. The above scenario can we applied to the problem of the possible merger of galaxies into larger objects. The corresponding results will also be published elsewhere.

The problem of galaxies merger in a cluster is related to that of the role of much more massive central galaxy. This problem, in turn, is due to the fact of (generally speaking random) interaction between cluster members and dynamic evolution of the nearby (to specific cluster member) structures. The problem of dynamic evolution can be studied by the combined examination of mutual orientation of galaxies in clusters and Binggeli

effect (Binggeli 1982; Struble & Peebles 1985; Chambers et al. 2000; Hashimoto et al. 2008; Godłowski & Flin 2010). More specifically, this can be done by two methods. The first is Binggeli effect studies, i.e. the investigation of relation between positions of great axes in groups or clusters of galaxies and directions towards their neighbors. The second one is the studies of mutual orientation of the brightest galaxy (and other bright galaxies) in a structure relatively to the position of cluster great axes or even examination of structure ellipticity redshift dependence, especially in the enlarged observational samples. The analysis of the differences between position angles of the Tullys groups of galaxies belonging to the Local Supercluster shows (Godłowski & Flin 2010) that there exists the alignment of the line joining two brightest galaxies with both the position angle of the parent group and the direction toward Virgo cluster center. This analysis reveals the following picture of the structure formation. Two brightest (most massive) galaxies were formed firstly. They originated in the filamentary structure directed toward the center of the protocluster. This is the place where the Virgo cluster center is located now. Due to gravitational clustering, the groups were formed in such a manner that galaxies follow the line determined by the two brightest (most massive) objects. Therefore, the alignment of the structure position angle and line joining two brightest galaxies is observed. The other groups were formed on the same or nearby filament. This shows the particular role played by the more massive (brighter) galaxies. In our future investigations, we will analyze the particular role played by the central (most massive) galaxies quantitatively.

One should note that the theoretical and observational analysis of galaxies alignment in cluster is also very important from the point of view of weak gravitational lensing (Troxel & Ishak 2014; Joachimi et al. 2015). There are mutual influence of the orientation of galaxies and weak gravitational lensing. It should be pointed out as well that the examination of galaxies orientations is also meaningful due to one of the outcomes of the activity of gravitational lensing effect (Heavens et al. 2000; Schneider 2005) which is the

alignment of the galaxies images. Such alignment, in several Mpc scale is also expected in case of cosmic shear existence. Crittenden et al. (2001) proved that at least in the scenario of tidal interactions, the effects of alignment can be distinguished from the effects of weak gravitational lensing. Taking both of these effects into consideration (in appropriate proportions) is of a paramount importance for mapping the mass distribution with weak lensing techniques, and vice versa: weak lensing induced shape deformations are important for studies of the intrinsic orientation of galaxies within structures. Therefore weak-lensing studies will allow investigating mass distribution in clusters which is important for studies of dark matter in them.

Let us finally summarize the simplifying assumptions made in the above calculation of the distribution function. We assume that autocorrelation radius is constant and is the same for each cluster (Peebles 1973, 1980; Peacock 1999; Lin et al. 1996; Tucker et al. 1997; Longair 2008). Also we treated cluster density as a parameter rather than a function of interobject (intergalaxy) distance. We note here that as time (via the functions $f_{1,2}(t)$, calculated in CDM and Λ CDM models in linear and nonlinear fluctuation growth regimes) enters the distribution function as a parameter, our approach is valid for any cosmological model - from conventional Einstein - De Sitter CDM (Doroshkevich 1970) to Λ CDM. Most important simplification is to assume that all galaxy has equal masses. In the future studies we plan to consider more realistic situation, introducing $n = n(\mathbf{r})$, the real (i.e. extracted from observational data) galaxy mass distribution function and the short-range term in the potential of interaction between astronomical objects (say galaxies and their clusters). Such generalisations will require numerical calculations of the distribution function of gravitational fields and its mean value.

Acknowledgements

We are grateful to anonymous referee, whose expertise helps us to improve our work substantially.

REFERENCES

- Abramowitz, M., Stegun, I. 1964, Handbook of Special functions (National Bureau of Standards)
- Adams, M.T., Strom, K.M., Strom, S.E., 1980 *Astrophys. J.* 238, 445
- Aragon-Calvo, M. A., van de Weygaert, R., Jones, B. J. T., van der Hulst, J. M. 2007, *ApJ*, 655, L5
- Aryal, B., Saurer, W., 2005c *Mon. Not. R. Astr. Soc.* 360, L25
- Aryal, B., Paudel, S., Saurer, W. 2007, *MNRAS*, 379, 1011
- Baier, F. W., Godłowski, W., MacGillivray, H. T. 2003, *A&A*, 403, 847
- Bailin, J., Steinmetz, M. 2005, *Astrophys. J.* 627
- Bett, P., Eke, V., Frenk, C. S., Jenkins, A., Okamoto, T. 2010, *MNRAS*, 404, 1137
- Binggeli, B. 1982, *A&A*, 107, 338
- Bond, J. R., Kofman, L., Pogosyan, D., 1996, *Nature* 380, 603
- Bouchet, F. R., Juskiewicz, R., Colombi, S., Pellat, R., 1992, *Astrophys. J.* 394, L5
- Bower, R. G., Benson, A.J., Malbon, R., Helly, J., Frenk, C. S., Baugh, C. M., Cole, S., Lacey, C. G. 2006, *MNRAS*, 370, 645
- Bukhari, F.A., 1988 *Astrophys. J.* 333, 564
- Bukhari, F.A., Cram, L.E., 2003 *Astrop. and Space Science* 283, 169
- Brook, C., et al., 2008, *Astroph. J.* 689, 678
- Brosche, P. 1986, *Comm. Astroph.*, 11, 213

- Carrasco, L., Roth, M., Serrano, A. 1982, A&A, 106, 89
- Catelan, P., Theuns, T. 1996, MNRAS, 282, 436
- Catelan, P., Theuns, T. 1996, MNRAS, 282, 455
- Chambers, S. C., Melott, A. L., Miller, C. J. 2000, ApJ, 544, 104
- Chandrasekhar, S. 1943, Rev. Mod. Phys., 15, 1
- Codis, S., Pichon, C., Devriendt, J., Slyz A. et al., 2012 Mon. Not. R. Astr. Soc., 427, 3320
- Crittenden, R., Natarajan, P., Pen, U., Theune, T. 2001, Astrophys. J. 559, 552
- Dekel, A. 1985, ApJ, 298, 46
- Diaferio, A. 1999, Astrophys. J, 309, 610
- Diaferio, A., Geller, M.J. 1997 Astrophys. J., 481, 633
- di Fazio, A., Flin, P., 1988 Astron. Astroph. 200, 5
- Djorgovski S. 1983, ApJ, 274, L11
- Doroshkevich, A. G. 1970, Astrofizika, 6, 581
- Doroshkevich, A. G. 1973, ApJ, 14, 11
- Dubinski, J., 1992 Astroph. J. 401, 441
- Efstathiou, G. A., Silk, J., 1983, The Formation of Galaxies, Fundamentals of Cosm. Phys.
9, 1
- Flin, P., Olowin, R. P., 1991, in: Physical Cosmology, eds. A. Blanchard, L. Celniker, M.
Lachieze-Rey, Tran Thanh Van, Edition Frontiere, Gif-sur-Yvette, p. 512

- Giahi-Saravani, A., Schfer, B.M. 2013 MNRAS, 437, 1847
- Godłowski, W. 2011, IJMPD 20, 1643
- Godłowski, W. 2011, Acta Physica Polonica B, 42, 2323
- Godłowski, W. 2012, ApJ747, 7
- Godłowski, W., Baier, F. W., Mac Gillivray, H.T. 1998, A&A, 339, 709
- Godłowski, W., Flin, P., 2010, ApJ, 708, 920
- Godłowski, W., Ostrowski, M., 1999, MNRAS, 303, 50
- Godłowski, W., Piwowarska, P., Panko, E., Flin, P., 2010, ApJ, 723, 985
- Godłowski, W., Szydłowski, M., Flin, P. 2005, Gen. Rel. Grav. 37, (3) 615
- Hahn, O., Carollo, C.M., Porciani, C., Dekel, A., 2007, Mon. Not. R. Astr. Soc. 381, 41
- Hashimoto, Y., Henry, J. P., Boehringer, H. 2008, MNRAS, 390, 1562
- Heavens, A., Peacock J. 1988, MNRAS, 232, 339
- Heavens, A., Refregier A., Heymans, C., 2000, Mon. Not. R. Astron. Soc. 232, 339.
- Helou, G., 1984 Astroph. J. 284, 471
- Helou, G., Salpeter, E.E., 1982 Astroph. J. 252, 75
- Heymans, C., et al., 2004 Mon. Not. R. Astr. Soc. 347, 895
- Hofman, G.L., at al., 1989 Astrophys. J. Supp. 69, 65
- Hoyle, F., 1951 in: Problems of Cosmological Areodynamics: Proceedings of a Symposium on Motion of Gaseous Masses of Cosmical Dimensions Paris 1949, eds. J. J.M. Burgeres, H.C. van de Hulst, p.195

- Hung, L-W., Banados, E., De Propriis, R., West, M. J. 2010, *Astroph. J.* 720, 1485
- Hung, C-L., Ebeling, H. 2012, *MNRAS* 421, 3229
- Hwang, H., Lee, M. 2007, *ApJ*, 662, 236
- Ibata, R. A., et al. 2013, *Nature*, 493, 62
- Ibata, N. G., Ibata, R. A., Famaey, B., Lewis, G. F., 2014, *Nature*, 511, 563
- Ibata, R. A., Famaey, B., Lewis, G. F., Ibata, N. G., Martin, N., 2015, *ApJ*, 805, 67
- Joachimi, B., et al. 2015 [astro-ph/150405456](#)
- Jones, B., van der Waygaert R., Aragon-Calvo M., 2010 *MNRAS*, 408, 897
- Kalinkov, M., Valchanov, T., Valtchanov I., Kuneva, I., Dissanska, M. 2005 *MNRAS*, 359, 1491
- Karachentsev, I.D., Mineva, V.A., 1984a *Sov. Astr. Lett.* 10, 105,
- Karachentsev, I.D., Mineva, V.A., 1984b *Sov. Astr. Lett.* 10, 235,
- Kim, R. 2001, in: American Astronomical Society, 199 AAS Meeting, *Bulletine of the American Astronomical Society* vol 33, p. 1521
- Kimm, T., Devriendt, J., Slyz, A., Pichon, C., Kassin, S. A., Dubois, Y. 2011 [astro-ph/1106.0538](#)
- Kitzbichler, M.G., Saurer, W., 2003 *Astroph. J.*, 590, L9
- Kapur, J.N., Kesavan, H.K. 1992 *Entropy Optimization Principles with Applications* (Academic Press)
- Lee, J., Pen, U. 2000, *ApJ*, 532, L5

Lee, J., Pen, U. 2001, ApJ, 555, 106

Lee, J., Pen, U. 2002, ApJ, 567, L111

Li, Li-Xin 1998, Gen. rel. Grav., 30, 497

Lin H., et al. 1996, ApJ464, 60 1996

Longair, M. S., 2008, Galaxy Formation Springer Berlin Heidelberg New York

Majlis, N. 2000 The Quantum Theory of Magnetism (World Scientific)

MacGillivray, H.T., Dodd, R.J., 1985a in: ESO Workshop on the Virgo Cluster, ESO, ed.
B. Binggeli Garching bei Munchen, p.217

Mackrossan, M.N. 1987, Astr. Sp. Sci., 133, 403

Mineva, V.A., 1987, Sov. Astr. Lett. 13, 150

Mo, H. J., Yang, X., van den Bosch, F. C., Katz, N., 2005, Mon. Not. R. Astr. Soc. 363,
1155

Muradyan R. M. 1975, Preprint JINR Dubna P2-8585

Navarro, J.F., Abadi, M.G., Steinmetz M., 2004 Astrophys. J. 613, L41

Niederste-Ostholt, M., Strauss, M.A., Dong, F., Koester, B. P., McKay, T. A. 2010 MNRAS,
405, 2023

Noh, Y., Lee, J. 2006, astro-ph/0602575

Noh, Y., Lee, J. 2006, ApJ, 652, 171

Panko, E., Flin, P. 2006, Journal of Astronomical Data, 12, 1

- Parnovsky, S.L., Kudrya Y., Karachensew, I.D., 1997 *Astronomy Letters* 23, 504 (Pisma w *Astronomiczeskij Zurnal* 23, 576)
- Paz, D.J, Stasyszyn, F., Padilla, N. D. 2008 *MNRAS* 389, 1127
- Peacock, J. A. 1999 Book Review: *Cosmological physics*, Cambridge University Press / *The Observatory*, vol. 119, no. 1152, p. 296 (1999)
- Peebles, P.J.E., 1969, *Astrophys. J.* 155, 393
- Peebles, P.J.E., Yu, J., T. 1970, *ApJ*, 162, 815
- Peebles P.J.E. 1973, *ApJ* 185, 413
- Peebles P.J.E. 1980, *The Large - Scale Structure of the Universe*, Princeton Univ. Press
- Pestana, J., Cabrera, J., 2004 *Mon. Not. R. Ast. Soc.* 353, 1197
- Poisson, E. 1998, *Phys. Rev. D*, 57, 5287
- Regos, E., Geller, M.J. 1989 *Astron.J.*, 98, 755
- Rines, K., Geller, M. J., Kurtz, M.J., Diaferio, A. 2003 *Astron. J.*, 126, 2152
- Romanowsky, A. J., Fall, S. M. 2012 *Astrophys. J Suppl.*, 203, 17
- Sales, L., Lambas, D.G., 2009, *Mon. Not. R. Astr. Soc.* 395, 1184
- Schneider P. Weak gravitational lensing, in Kochanek C.S, Schneider P., Wambsganns J., *Gravitational Lensing: Strong, Weak Micro*, Lecture Notes of the 33rd Saas-Fee Advanced Course, eds. G. Meylan, P. Jetzer P. North, 2005, Springer Verlag, Berlin p. 273
- Schaefer, B. M., 2009, *Int. J. Mod. Phys.*, 18, 173

- Semenov, Yu.G., Stephanovich, V.A. 2003, Phys. Rev. B, 66, 075202
- Semenov, Yu.G., Stephanovich, V.A. 2002, Phys. Rev. B, 67, 195203
- Shandarin, S.F. 1974, Sov. Astr. 18, 392
- Shandarin, S.F., Habib, Sa., Heitmann, K., 2012 Phys. Rev. D. 85, 3005
- Silk, J. 1968, ApJ, 151, 459
- Sistero, R. F. 1983, Astroph. Lett., 23, 235
- Song, H., Lee, J. 2012, Astrophys. J., 748, 98
- Springel, V., et al. 2005, Nature, 435, 629
- Stephanovich, V.A 1997, Ferroelectrics, 192, 29
- Struble, M. F., Peebles, P. J. E. 1985, AJ, 90, 582
- Sugerman, B., Summers F. J., Kamionkowski M., 2000, Mon. Not. R. Astr. So., 311, 762
- Sunyaev, A. R., Zeldovich, Ya. B., 1970, Astroph. Sp. Sci., 7, 3
- Sunyaev, A. R., Zeldovich, Ya. B., 1972 A&A, 20, 189
- Tenneti, A., Singh, S., Mandelbaum, R., Matteo, T., Feng, Y., Khandai, N. 2015, MNRAS, 448, 3522
- Thompson, L.A., 1976 Astrophys. J. 209, 22
- Tovmassian, H.M., Chavushian, V., Martinez, O., Tiersch, H., Yam, O., 2001 in: Galaxies: The third dimension eds M.Rosado et al. ASP Conf. Ser 285, p.262
- Trevese, D., Cirimele, G., Flin, P. 1992, AJ, 104, 935

- Troxel, M. A. Ishak, M., 2014 astro-ph/1407.6990
- Trujillo, I., Carretero C., Patri G. 2006, ApJ, 640, L111
- Tucker D. L., et al. 1997, MNRAS285, L5
- van de Weygaert, R., Bond, J. R. 2008, A Pan-Chromatic View of Clusters of Galaxies and the Large - Scale Structures, Plionis, M., Lopez-Cruz, O., Hughes D. Springer: Dordrecht, 335
- van de Weygaert, R., Bond, J. R. 2008, A Pan-Chromatic View of Clusters of Galaxies and the Large - Scale Structures, Plionis, M., Lopez-Cruz, O., Hughes D. Springer: Dordrecht, 409
- Varela, J., Betancort-Rijo, J., Trujillo, I., Ricciardelli, E. 2012, Astrophys. J. 744, 82
- Vera-Ciro, C. A., Sales, L. V., Helmi, A., et al. 2011, Mon. Not. R. Astr. Soc. 416, 1377
- Wang, Y., et al. 2009, Astroph. J. 703, 951
- Wang, Y., et al. 2010, Astroph. J. 718, 762
- Wesson, P. S. 1979, A&A, 80, 269
- Wesson, P. S. 1981, Phys. Rev. D., 23, 1730
- Wesson, P. S. 1982, Vistas Astron., 26, 225
- Wesson, P. S. 1983, A&A, 119, 313
- White, S.D.M., 1984 Astrophys. J. 286, 38
- Wu, G. X., Hu, F. X., Su, H. J., Liu. Y. Z. 1998, Chin. Astron. Astrophys. 22, 17
- Yang, X. et al., 2006 Mon. Not. R. Ast. Soc.369, 1293

Zeldovich, Ya. B., 1970, A&A, 5, 84

Zhang, Y., Yang, X., Faltenbacher, A., Springel, V, Lin, W., Wang, H., 2009, Astrophys.J. 706, 747

Zhang, Y., Yang, X., Wang, H., Wang, L., MO, H. J., van den Bosch, F. C., 2013, Astrophys.J. 779, 160

Ziman, J.M. 1979 Models of Disorder: The Theoretical Physics of Homogeneously Disordered Systems (Cambridge University Press)

Zolotarev, V.M. 1986, One-Dimensional Stable Distributions (American Mathematical Society)

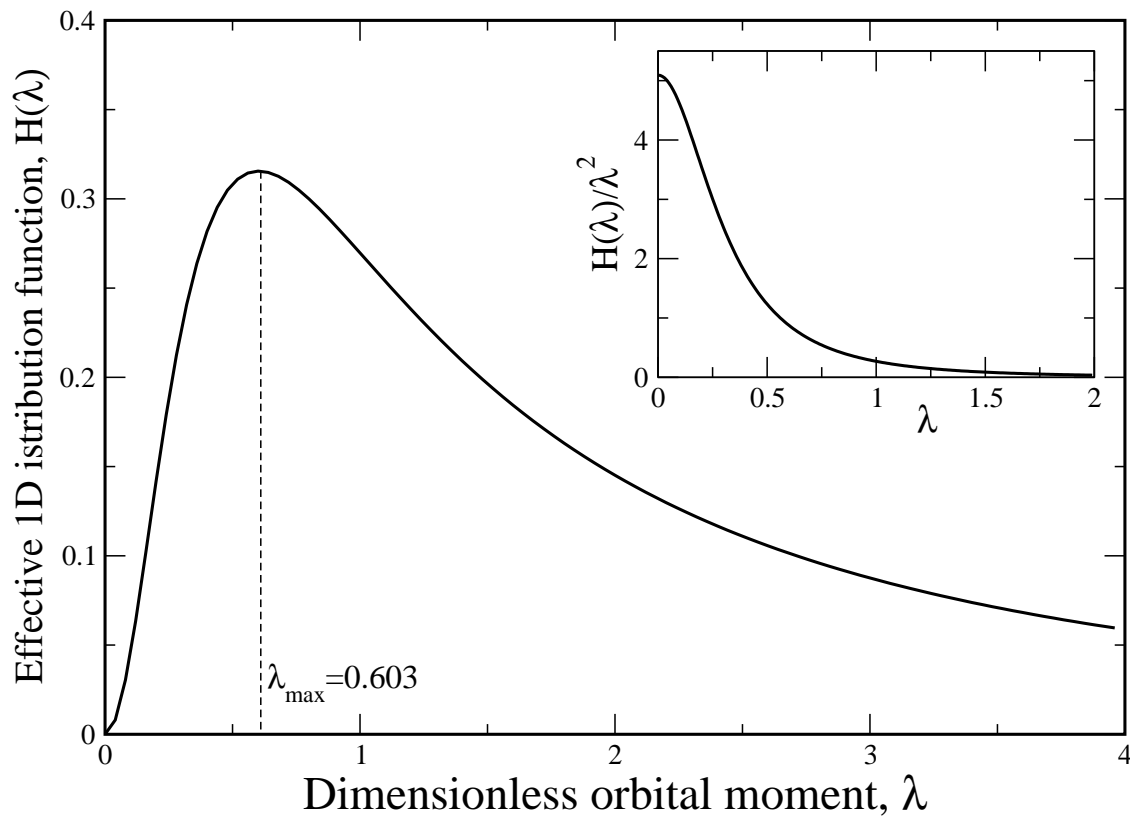


Fig. 1.— The effective 1D distribution function (39) of dimensionless orbital moments $H(\lambda)$. The distribution function of dimensionless gravitational fields $H(\beta)$ (22) has the same shape. Dashed line shows the argument λ_{max} (40), corresponding to maximum of $H(\lambda)$. Inset depicts real 3D distribution function $4\pi\alpha^4 L_0 f(\lambda) = H(\lambda)/\lambda^2$.

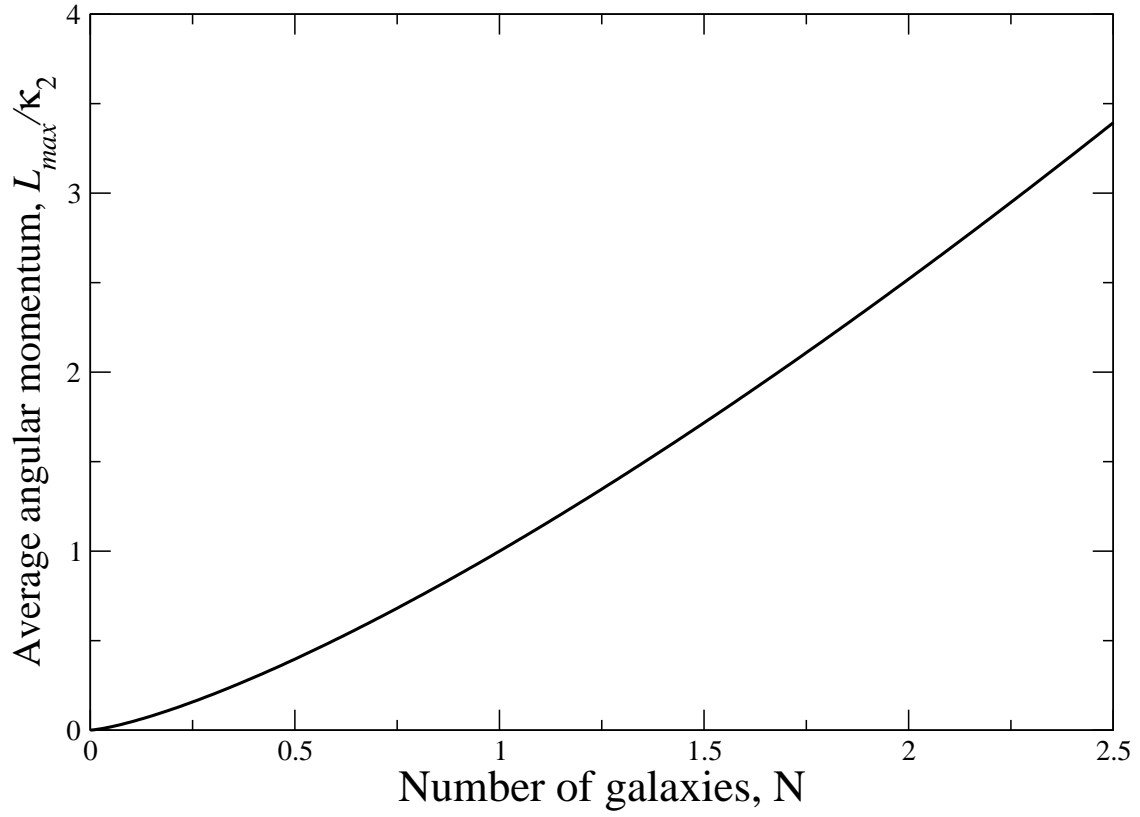


Fig. 2.— Dependence of average galaxy angular momentum $L_{max} = \kappa_2 N^{4/3}$ on number of galaxies N in a stellar system. $\kappa_2 = \kappa_{t_0}^{\frac{t}{2}} G R^4 m^2 / V^{4/3}$.

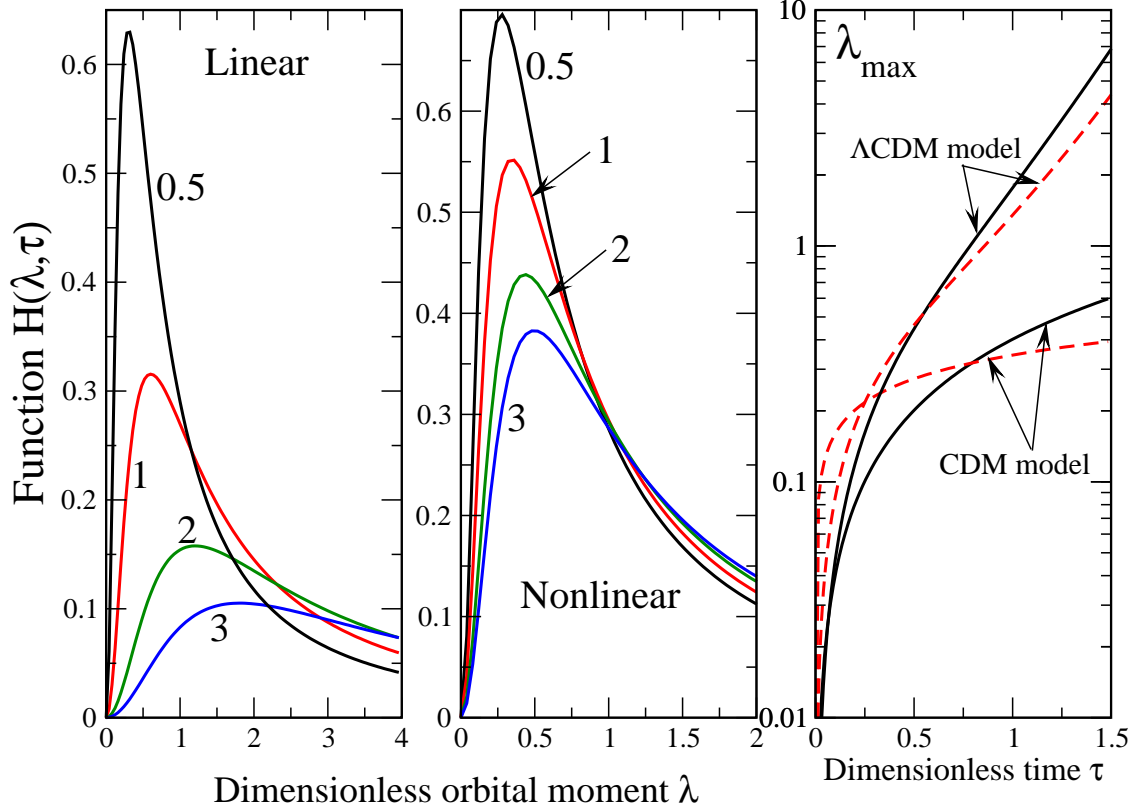


Fig. 3.— Time evolution of effective 1D distribution function $H(\lambda, \tau)$ in CDM model. Left panel - linear regime $\lambda_{max} = 0.6027f_1(\tau)=0.4018\tau$, middle panel - nonlinear regime $\lambda_{max} = 0.6027|f_2(\tau)| = 0.3444x^{1/3}$ (as $f_2(\tau) < 0$, everywhere here we take its modulus). Figures near curves correspond to dimensionless time $\tau = t/t_0$. Right panel reports the dependence $\lambda_{max}(\tau)$ for CDM and Λ CDM models. Solid lines correspond to linear regime, dashed - to nonlinear. Mind the logarithmic scale on the vertical axis, needed to place the curves of CDM and Λ CDM models having very different growth rates. For Λ CDM model we choose $\alpha = \left(\frac{1-\Omega_\Lambda}{\Omega_\Lambda}\right)^{1/3} = 1$.

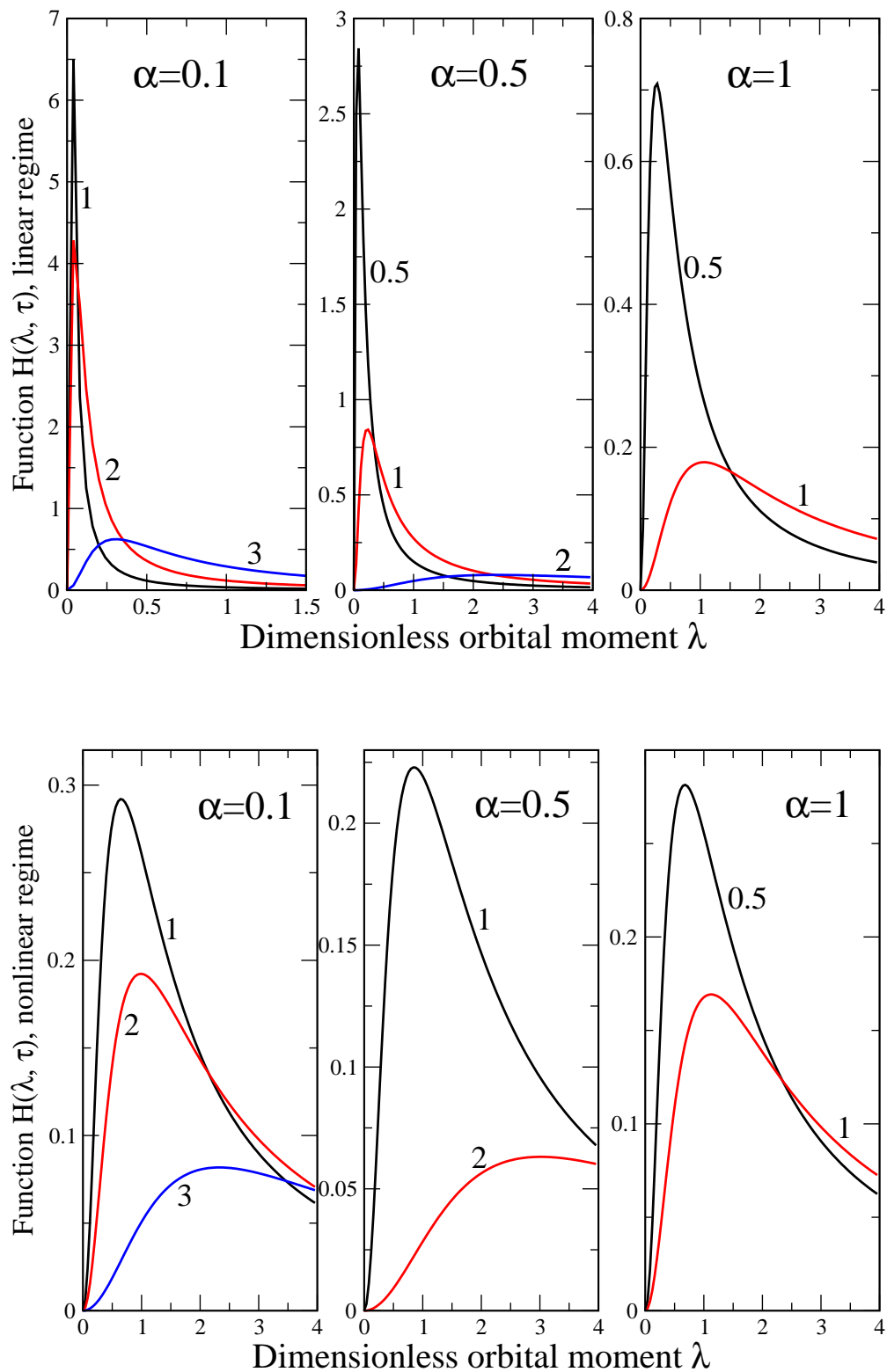


Fig. 4.— Time evolution of effective 1D distribution function $H(\lambda, \tau)$ in Λ CDM model for different α . Upper panels - linear regime, lower panels - nonlinear regime. The notations are the same as in Fig. 3.