

# Optical and X-ray early follow-up of ANTARES neutrino alerts

S. Adrián-Martínez,<sup>1</sup> M. Ageron,<sup>5</sup> A. Albert,<sup>2</sup> I. Al Samarai,<sup>5,a</sup>  
M. André,<sup>3</sup> G. Anton,<sup>4</sup> M. Ardid,<sup>1</sup> J.-J. Aubert,<sup>5</sup> B. Baret,<sup>6</sup>  
J. Barrios-Martí,<sup>7</sup> S. Basa,<sup>8</sup> V. Bertin,<sup>5</sup> S. Biagi,<sup>18</sup> C. Bogazzi,<sup>11</sup>  
R. Bormuth,<sup>11,12</sup> M. Bou-Cabo,<sup>1</sup> M.C. Bouwhuis,<sup>11</sup> R. Bruijn,<sup>11,13</sup>  
J. Brunner,<sup>5</sup> J. Busto,<sup>5</sup> A. Capone,<sup>14,15</sup> L. Caramete,<sup>16</sup> J. Carr,<sup>5</sup>  
T. Chiarusi,<sup>9</sup> M. Circella,<sup>17</sup> R. Coniglione,<sup>18</sup> H. Costantini,<sup>5</sup> P. Coyle,<sup>5</sup>  
A. Creusot,<sup>6</sup> I. Dekeyser,<sup>19</sup> A. Deschamps,<sup>20</sup> G. De Bonis,<sup>14,15</sup>  
C. Distefano,<sup>18</sup> C. Donzaud,<sup>6,21</sup> D. Dornic,<sup>5</sup> D. Drouhin,<sup>2</sup> A. Dumas,<sup>22</sup>  
T. Eberl,<sup>4</sup> D. Elsässer,<sup>23</sup> A. Enzenhöfer,<sup>4</sup> K. Fehn,<sup>4</sup> I. Felis,<sup>1</sup>  
P. Fermani,<sup>14,15</sup> F. Folger,<sup>4</sup> L.A. Fusco,<sup>9,10</sup> S. Galatà,<sup>6</sup> P. Gay,<sup>22</sup>  
S. Geißelsöder,<sup>4</sup> K. Geyer,<sup>4</sup> V. Giordano,<sup>24</sup> A. Gleixner,<sup>4</sup>  
R. Gracia-Ruiz,<sup>6</sup> K. Graf,<sup>4</sup> H. van Haren,<sup>25</sup> A.J. Heijboer,<sup>11</sup> Y. Hello,<sup>20</sup>  
J.J. Hernández-Rey,<sup>7</sup> A. Herrero,<sup>1</sup> J. Höbl,<sup>4</sup> J. Hofestädt,<sup>4</sup>  
C. Hugon,<sup>26,27</sup> C.W James,<sup>4</sup> M. de Jong,<sup>11,12</sup> M. Kadler,<sup>23</sup> O. Kalekin,<sup>4</sup>  
U. Katz,<sup>4</sup> D. Kießling,<sup>4</sup> P. Kooijman,<sup>11,13,28</sup> A. Kouchner,<sup>6</sup>  
I. Kreykenbohm,<sup>29</sup> V. Kulikovskiy,<sup>18,30</sup> R. Lahmann,<sup>4</sup> G. Lambard,<sup>7</sup>  
D. Lattuada,<sup>18</sup> D. Lefèvre,<sup>19</sup> E. Leonora,<sup>24</sup> S. Loucatos,<sup>32</sup>  
S. Mangano,<sup>7</sup> M. Marcellin,<sup>8</sup> A. Margiotta,<sup>9,10</sup> J.A. Martínez-Mora,<sup>1</sup>  
S. Martini,<sup>19</sup> A. Mathieu,<sup>5</sup> T. Michael,<sup>11</sup> P. Migliozzi,<sup>33</sup> A. Moussa,<sup>34</sup>  
C. Mueller,<sup>23</sup> M. Neff,<sup>4</sup> E. Nezri,<sup>8</sup> G.E. Păvălaș,<sup>16</sup> C. Pellegrino,<sup>9,10</sup>  
C. Perrina,<sup>14,15</sup> P. Piattelli,<sup>18</sup> V. Popa,<sup>16</sup> T. Pradier,<sup>35</sup> C. Racca,<sup>2</sup>  
G. Riccobene,<sup>18</sup> R. Richter,<sup>4</sup> K. Roensch,<sup>4</sup> A. Rostovtsev,<sup>36</sup>  
M. Saldaña,<sup>1</sup> D. F. E. Samtleben,<sup>11,12</sup> M. Sanguineti,<sup>26,27</sup> P. Sapienza,<sup>18</sup>  
J. Schmid,<sup>4</sup> J. Schnabel,<sup>4</sup> S. Schulte,<sup>11</sup> F. Schüssler,<sup>32</sup> T. Seitz,<sup>4</sup>  
C. Sieger,<sup>4</sup> M. Spurio,<sup>9,10</sup> J.J.M. Steijger,<sup>11</sup> Th. Stolarczyk,<sup>32</sup>  
A. Sánchez-Losa,<sup>7</sup> M. Taiuti,<sup>26,27</sup> C. Tamburini,<sup>19</sup> A. Trovato,<sup>18</sup>  
M. Tselengidou,<sup>4</sup> C. Tönnis,<sup>7</sup> D. Turpin,<sup>5,38,39</sup> B. Vallage,<sup>32</sup> C. Vallée,<sup>5</sup>  
V. Van Elewyck,<sup>6</sup> M. Vecchi,<sup>5,b</sup> E. Visser,<sup>11</sup> D. Vivolo,<sup>33,37</sup> S. Wagner,<sup>4</sup>  
J. Wilms,<sup>29</sup> J.D. Zornoza,<sup>7</sup> J. Zúñiga<sup>7</sup> (the ANTARES Collaboration),

<sup>a</sup>Now at Laboratoire de Physique Nucléaire et de Hautes Energies (LPNHE), Universités Paris 6 et Paris 7, CNRS-IN2P3, Paris, France

<sup>b</sup>Now at Instituto de Física de São Carlos, Universidade de São Paulo, CP 369, 13560-970, São Carlos, SP, Brazil

**A. Klotz,<sup>38,39</sup> M. Boer,<sup>40</sup> A. Le Van Suu<sup>41</sup> (members of the TAROT Collaboration), C. Akerlof,<sup>42</sup> W. Zheng<sup>43</sup> (members of the ROTSE Collaboration), P. Evans,<sup>44</sup> N. Gehrels,<sup>45</sup> J. Kennea,<sup>46</sup> J.P. Osborne<sup>44</sup> (members of the *Swift* Collaboration), D.M. Coward<sup>47</sup> (member of the Zadko Collaboration)**

<sup>1</sup>Institut d'Investigació per a la Gestió Integrada de les Zones Costaneres (IGIC) - Universitat Politècnica de València. C/ Paranimf 1 , 46730 Gandia, Spain

<sup>2</sup>GRPHE - Université de Haute Alsace - Institut universitaire de technologie de Colmar, 34 rue du Grillenbreit BP 50568 - 68008 Colmar, France

<sup>3</sup>Technical University of Catalonia, Laboratory of Applied Bioacoustics, Rambla Exposició,08800 Vilanova i la Geltrú,Barcelona, Spain

<sup>4</sup>Friedrich-Alexander-Universität Erlangen-Nürnberg, Erlangen Centre for Astroparticle Physics, Erwin-Rommel-Str. 1, 91058 Erlangen, Germany

<sup>5</sup>Aix Marseille Université, CNRS/IN2P3, CPPM UMR 7346, 13288, Marseille, France

<sup>6</sup>APC, Université Paris Diderot, CNRS/IN2P3, CEA/IRFU, Observatoire de Paris, Sorbonne Paris Cité, 75205 Paris, France

<sup>7</sup>IFIC - Instituto de Física Corpuscular, Edificios Investigación de Paterna, CSIC - Universitat de València, Apdo. de Correos 22085, 46071 Valencia, Spain

<sup>8</sup>LAM - Laboratoire d'Astrophysique de Marseille, Pôle de l'Étoile Site de Château-Gombert, rue Frédéric Joliot-Curie 38, 13388 Marseille Cedex 13, France

<sup>9</sup>INFN - Sezione di Bologna, Viale Berti-Pichat 6/2, 40127 Bologna, Italy

<sup>10</sup>Dipartimento di Fisica e Astronomia dell'Università, Viale Berti Pichat 6/2, 40127 Bologna, Italy

<sup>11</sup>Nikhef, Science Park, Amsterdam, The Netherlands

<sup>12</sup>Huygens-Kamerlingh Onnes Laboratorium, Universiteit Leiden, The Netherlands

<sup>13</sup>Universiteit van Amsterdam, Instituut voor Hoge-Energie Fysica, Science Park 105, 1098 XG Amsterdam, The Netherlands

<sup>14</sup>INFN -Sezione di Roma, P.le Aldo Moro 2, 00185 Roma, Italy

<sup>15</sup>Dipartimento di Fisica dell'Università La Sapienza, P.le Aldo Moro 2, 00185 Roma, Italy

<sup>16</sup>Institute for Space Science, RO-077125 Bucharest, Măgurele, Romania

<sup>17</sup>INFN - Sezione di Bari, Via E. Orabona 4, 70126 Bari, Italy

<sup>18</sup>INFN - Laboratori Nazionali del Sud (LNS), Via S. Sofia 62, 95123 Catania, Italy

<sup>19</sup>Mediterranean Institute of Oceanography (MIO), Aix-Marseille University, 13288, Marseille, Cedex 9, France; Université du Sud Toulon-Var, 83957, La Garde Cedex, France CNRS-INSU/IRD UM 110

<sup>20</sup>Géoazur, Université Nice Sophia-Antipolis, CNRS, IRD, Observatoire de la Côte d'Azur, Sophia Antipolis, France

<sup>21</sup>Univ. Paris-Sud , 91405 Orsay Cedex, France

<sup>22</sup>Laboratoire de Physique Corpusculaire, Clermont Université, Université Blaise Pascal, CNRS/IN2P3, BP 10448, F-63000 Clermont-Ferrand, France

<sup>23</sup>Institut für Theoretische Physik und Astrophysik, Universität Würzburg, Emil-Fischer Str. 31, 97074 Würzburg, Germany

<sup>24</sup>INFN - Sezione di Catania, Via S. Sofia, 64, 95123, Catania, Italy

<sup>25</sup>Royal Netherlands Institute for Sea Research (NIOZ), Landsdiep 4,1797 SZ 't Horntje (Texel), The Netherlands

- <sup>26</sup>INFN - Sezione di Genova, Via Dodecaneso 33, 16146 Genova, Italy
- <sup>27</sup>Dipartimento di Fisica dell'Università, Via Dodecaneso 33, 16146 Genova, Italy
- <sup>28</sup>Universiteit Utrecht, Faculteit Betawetenschappen, Princetonplein 5, 3584 CC Utrecht, The Netherlands
- <sup>29</sup>Dr. Remeis-Sternwarte and ECAP, Universität Erlangen-Nürnberg, Sternwartstr. 7, 96049 Bamberg, Germany
- <sup>30</sup>Moscow State University, Skobel'syn Institute of Nuclear Physics, Leninskie gory, 119991 Moscow, Russia
- <sup>31</sup>Dipartimento di Fisica ed Astronomia dell'Università, Viale Andrea Doria 6, 95125 Catania, Italy
- <sup>32</sup>Direction des Sciences de la Matière - Institut de recherche sur les lois fondamentales de l'Univers - Service de Physique des Particules, CEA Saclay, 91191 Gif-sur-Yvette Cedex, France
- <sup>33</sup>INFN -Sezione di Napoli, Via Cintia 80126 Napoli, Italy
- <sup>34</sup>University Mohammed I, Laboratory of Physics of Matter and Radiations, B.P.717, Oujda 6000, Morocco
- <sup>35</sup>IPHC-Institut Pluridisciplinaire Hubert Curien - Université de Strasbourg et CNRS/IN2P3 23 rue du Loess, BP 28, 67037 Strasbourg Cedex 2, France
- <sup>36</sup>ITEP - Institute for Theoretical and Experimental Physics, B. Cheremushkinskaya 25, 117218 Moscow, Russia
- <sup>37</sup>Dipartimento di Fisica dell'Università Federico II di Napoli, Via Cintia 80126, Napoli, Italy
- <sup>38</sup>Université de Toulouse; UPS-OMP; IRAP; Toulouse, France
- <sup>39</sup>CNRS; IRAP; 14, avenue Eduard-Belin, F-31400 Toulouse, France
- <sup>40</sup>ARTEMIS, UMR 7250 (CNRS/OCA/UNS), boulevard de l'Observatoire, BP 4229, F 06304 Nice Cedex, France
- <sup>41</sup>Observatoire de Haute-Provence, F-04870 Saint Michel L'Observatoire, France
- <sup>42</sup>University of Michigan, 500 East University, Ann Arbor, MI 48109-1120, USA
- <sup>43</sup>Department of Astronomy, University of California, Berkeley, CA 94720-3411, USA
- <sup>44</sup>Department of Physics and Astronomy, University of Leicester, Leicester, LE1 7RH, UK
- <sup>45</sup>NASA Goddard Space Flight Center, Greenbelt, MD 20771, USA
- <sup>46</sup>Department of Astronomy and Astrophysics, Pennsylvania State University, 525 Davey Lab, University Park, PA 16802, USA
- <sup>47</sup>School of Physics, University of Western Australia (UWA), Crawley WA 6009, Australia

E-mail: [amathieu@cppm.in2p3.fr](mailto:amathieu@cppm.in2p3.fr), [dornic@cppm.in2p3.fr](mailto:dornic@cppm.in2p3.fr)

**Abstract.** High-energy neutrinos could be produced in the interaction of charged cosmic rays with matter or radiation surrounding astrophysical sources. Even with the recent detection of extraterrestrial high-energy neutrinos by the IceCube experiment, no astrophysical neutrino source has yet been discovered. Transient sources, such as gamma-ray bursts, core-collapse supernovae, or active galactic nuclei are promising candidates. Multi-messenger programs offer a unique opportunity to detect these transient sources. By combining the information provided by the ANTARES neutrino telescope with information coming from other observatories, the probability of detecting a source is enhanced, allowing the possibility of identifying a neutrino progenitor from a single detected event. A method based on optical and X-ray follow-ups of high-energy neutrino alerts has been developed within the ANTARES collaboration. This program, denoted as TAToO, triggers a network of robotic optical telescopes (TAROT and ROTSE) and the *Swift*-XRT with a delay of only a few seconds after a neutrino detection, and is therefore well-suited to search for fast transient sources. To identify an optical or X-ray counterpart to a neutrino signal, the images provided by the follow-up observations are analysed with dedicated pipelines. A total of 42 alerts with optical and 7 alerts with X-ray images taken with a maximum delay of 24 hours after the neutrino trigger have been analysed. No

optical or X-ray counterparts associated to the neutrino triggers have been found, and upper limits on transient source magnitudes have been derived. The probability to reject the gamma-ray burst origin hypothesis has been computed for each alert.

**Keywords:** ANTARES – Neutrino astronomy – Transient sources – Gamma-ray bursts – Optical/X-ray follow-up

## 1 Introduction

High-energy neutrinos are expected to be produced in the interactions of accelerated charged cosmic rays with matter and radiation fields within and surrounding their astrophysical sources [1, 2]. Neutrinos are unique messengers for studying the high-energy Universe as they are neutral and stable, interact weakly, and travel directly from their source without absorption. Neutrinos easily escape the acceleration regions and propagate through space without interaction, unlike charged particles, which are deflected by magnetic fields and no longer point back to their source. Detection of high-energy neutrinos from an astrophysical source would be a direct signature for the presence of hadronic acceleration, and would therefore provide crucial information on the origin of very high-energy cosmic rays.

The production of high-energy neutrinos has been proposed to occur in several kinds of astrophysical sources, in which the acceleration of hadrons may occur, such as active galactic nuclei (AGN), gamma-ray bursts (GRBs), supernova remnants and microquasars. Many of these astrophysical accelerators show transient behaviour. Variations in the energy output of the most powerful astrophysical objects cover a large range in the time domain, from seconds for GRBs [3] to weeks for AGN [4] or core-collapse supernovae (CCSNe) [5]. The particularity of these high-energy phenomena is that they radiate over the entire electromagnetic (EM) spectrum, from the radio domain to TeV gamma rays. Other approaches to astronomy do not use EM radiation at all however, but use other messengers, such as neutrinos, gravitational waves or cosmic rays. The detection of astrophysical sources of these other messengers is very difficult due to the very small number of expected events and a large background contamination. A way to overcome this difficulty is to combine the detection of non-EM messengers with the EM signal, to provide a multi-messenger dataset.

The two largest operating large-volume neutrino telescopes in the world are: the Northern hemisphere ANTARES telescope [6], located in the Mediterranean Sea, and the Southern hemisphere IceCube telescope [7], located in the South Pole ice. These telescopes are designed to search for high-energy cosmic neutrinos ( $E_\nu > 100$  GeV) generated in extreme astrophysical sources. Each detector is able to monitor a full hemisphere of the sky (or even the whole sky if downgoing events are considered) with a high duty cycle. The recent IceCube discovery of extraterrestrial high-energy neutrinos [8, 9] opened new windows in the field of astroparticle physics. This result has fixed the scale of neutrino fluxes in the Universe and has inspired a large number of hypotheses for their origin, mainly due to the poor localisation of the events. Up to now, no high-energy neutrino source has been identified.

Searches for transient astrophysical phenomena offer very promising opportunities for high-energy neutrino telescopes, because the relatively short duration of the events means that the level of contamination (from atmospheric muons and atmospheric neutrinos) is strongly reduced. Targeted searches performed by the ANTARES telescope on GRBs [10], on AGN flares [11] and microquasar outbursts [12] have so-far yielded limits on the neutrino production in these sources. Taking full advantage of the possibilities offered by multi-messenger searches for transient sources, a multi-wavelength follow-up program, denoted as TAToO (Telescopes-ANTARES Target of Opportunity),

has operated within the ANTARES Collaboration since 2009 [13]. It is based on optical and, since mid 2013, X-ray follow-ups of selected high-energy neutrino events very shortly after their detection. The network is composed of the small robotic optical telescopes TAROT [14] and ROTSE [15], and the *Swift* X-ray telescope (XRT) [16]. This approach has the advantage that it does not require an *a priori* hypothesis on the nature of the underlying neutrino source. To be sensitive to all types of time variability in the astrophysical sources, the observational strategy is composed of a real-time observation for rapidly fading sources, such as GRB afterglows, complemented by several observations during the following month specially adapted to detect the rising light curve of CCSNe. Unprecedented in this domain, the ANTARES telescope is able to generate alerts within a few seconds after the neutrino detection, and provides a precision on the reconstructed direction to better than  $0.5^\circ$  at high energies ( $E > 1$  TeV). The TAToO system is therefore well-suited to searching for rapid transients showing time variability at the minute scale. A similar program is running in IceCube [17] since 2008, but with larger alert generation delay.

With this type of real-time analysis, one neutrino associated with a transient optical or X-ray counterpart would be a significant event. Since 2009, around 150 neutrino alerts have been sent to the optical telescope network. Among them, 42 alerts have had follow-up observations within one day after the neutrino detection. With the *Swift*-XRT follow-up, a total of 7 alerts have been studied.

In this paper, the first results of the analysis of the rapid follow-up observations associated with the TAToO neutrino alerts are presented. A future dedicated paper will discuss the results of the analysis of the long-term follow-up. A brief description of the ANTARES experiment and the alert system is given in section 2. The neutrino data set used in this analysis is described in section 3. The optical and X-ray analyses, as well as the results are presented in sections 4 and 5 respectively. Finally, the implications of these results for GRB neutrino production models are discussed in section 6.

## 2 TAToO and its multimessenger network

### 2.1 The ANTARES neutrino telescope

For the ANTARES telescope [6], events are detected underwater by the Cherenkov light induced in the medium by secondary particles resulting from neutrino interactions in the darkness of the deep sea. The detector is a 3D array of roughly 900 optical sensors in an approximately cylindrical volume of base diameter 190 m and height 350 m. Each optical sensor includes a 10-inch photomultiplier oriented downwards to maximise the detection efficiency to upgoing particles.

Owing to their low interaction probability, neutrinos have the ability to cross the Earth, and muon neutrinos interacting close to the detector produce an upgoing muon. At high energy ( $E_\nu \geq 1$  TeV), the Lorentz boost is such that the muon and neutrino directions are identical to within a few tenths of a degree, so that accurately reconstructing the muon trajectory provides a good estimate of the arrival direction of the neutrino candidate. Another source of muons is due to cosmic rays that hit atmospheric nuclei and produce particle showers. These "atmospheric muons" have down-going trajectories, which can therefore be used to discriminate against them. These muons, whose abundance at the ANTARES detector is roughly six orders of magnitude larger than those induced by atmospheric neutrinos, are the main background and have to be efficiently suppressed. The signal recorded by the detector is also polluted by decays of natural Potassium 40 in sea water and bioluminescence [6]. These backgrounds can be mitigated by applying causality criteria to the observed light patterns.

The telescope, fully equipped since May 2008, is anchored to the seabed at 2475 m below the Mediterranean sea surface, at  $42^\circ 48' N$   $6^\circ 10' E$ , with a maximum efficiency in the Southern sky [18].

All signal hits from the photomultipliers are digitised in situ with a time resolution of about 1 ns, time stamped by a clock system synchronous to a standard GPS and sent to a 40 km distant shore station. When several optical sensors show a topology compatible with a muon track crossing the instrumented volume, all photomultiplier data is stored by the PC farm at the shore station and made available within a few seconds for further track reconstruction and physics analysis.

## 2.2 The TAToO alert system

The criteria for the TAToO trigger are based on the features expected from astrophysical sources. Several models predict the production of neutrinos with energy greater than 1 TeV from GRBs [19–22], CCSNe [23] and AGN [24]. A basic requirement for the near coincident observation of a neutrino and an optical counterpart is that the pointing accuracy of the neutrino telescope should be at least comparable to the field of view of the TAROT and ROTSE telescopes ( $\approx 2^\circ \times 2^\circ$ ). After the selection of upgoing events, which removes the huge background of atmospheric muons, the ANTARES neutrino sample consists mainly of atmospheric neutrinos. Different criteria are used to select candidates with an increased probability to be of cosmic origin [13]. A fast and robust algorithm is used to reconstruct the data [25], which uses an idealised detector geometry and is thus independent of the dynamical positioning calibration. This reconstruction, and a subsequent quality selection ( $N_{\text{line}} \geq 2$ , zenith angle  $< 0$ , and  $Q \leq 1.3 + [0.04(N_{\text{hits}} - 5)]^2$ , see Ageron et al. 2012) allows the rate of events to be reduced from few Hz down to few mHz. The remaining events are then passed to a more precise reconstruction tool [26] which allows the neutrino nature of the event to be confirmed, and the angular resolution to be improved.

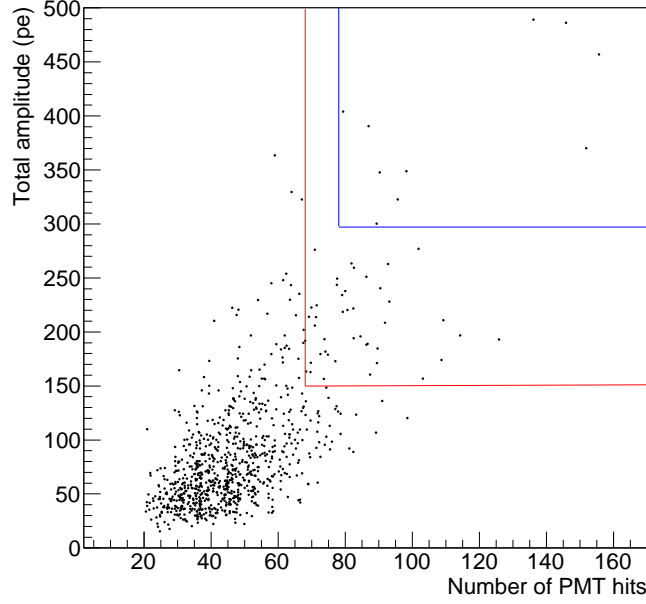
Three online neutrino trigger criteria are currently implemented in the TAToO alert system:

- Doublet trigger: the detection of at least two neutrino-induced muons coming from similar directions ( $< 3^\circ$ ) within a predefined time window ( $< 15$  minutes).
- High-energy trigger: the detection of a single high-energy ( $\sim 7$  TeV) neutrino-induced muon.
- Directional trigger: the detection of a single neutrino-induced muon for which the direction points toward a local galaxy ( $< 0.5^\circ$ ). The coordinates of the galaxies are selected from the GWGC catalogue [27] with a distance cut at 20 Mpc.

In agreement with the optical telescopes, the total trigger rate is tuned to 25 per year. This rate is dominated by high-energy and directional triggers, as until now no doublet trigger has been sent to the network. The accidental coincidence rate due to two uncorrelated events is estimated to be  $7 \times 10^{-3}$  per year. The high-energy trigger typically requires more than 70 photomultiplier hits and a total amplitude greater than 150 photoelectrons. To comply with the rate of 6 alerts per year required by the *Swift* satellite, a subset of the high-energy trigger, denoted as the very high-energy trigger, provides a dedicated trigger for the XRT. It typically requires more than 80 hits and 300 photoelectrons. The bidimensional distribution of variables used for the selection of both high-energy and very high-energy triggers is illustrated in figure 1 for neutrino candidates recorded from 2012 to March 2015. Neutrinos falling outside the red box can lead to an alert if they fulfil the directional or the doublet trigger. The directional trigger was implemented in late 2011. The performances of these three triggers are described in table 1.

Figure 2 shows the estimate of the point spread function (PSF) for a typical high-energy neutrino alert, compared to the field of view of TAROT and ROTSE. For the highest energy events, the angular resolution reaches less than  $0.3^\circ$  (median value).

Before 2012, the alert system sent alerts about 50 seconds after the neutrino events. After 2012, a major DAQ system improvement enabled ANTARES to send alerts a few seconds ( $\sim 3 - 5$  seconds)



**Figure 1.** Scatter plot of the number of photomultiplier hits vs. the total amplitude (in photoelectrons) for neutrino candidates. The high-energy trigger criterion is fulfilled by events inside the red box. Events inside the blue box correspond to the very high-energy trigger for the *Swift*-XRT.

**Table 1.** Performances of the three alert criteria.

Trigger	Angular Resolution (median)	PSF coverage <sup>a</sup>	Atmospheric muon contamination	Mean energy <sup>b</sup>
High energy	0.25 – 0.3°	96 %	< 0.1 %	~ 7 TeV
Directional	0.3 – 0.4°	90 %	~ 2 %	~ 1 TeV
Doublet	≤ 0.7°		0 %	~ 100 GeV

<sup>a</sup> Percentage of the ANTARES PSF covered by a  $2^\circ \times 2^\circ$  telescope field of view, assuming events produced in GRBs.

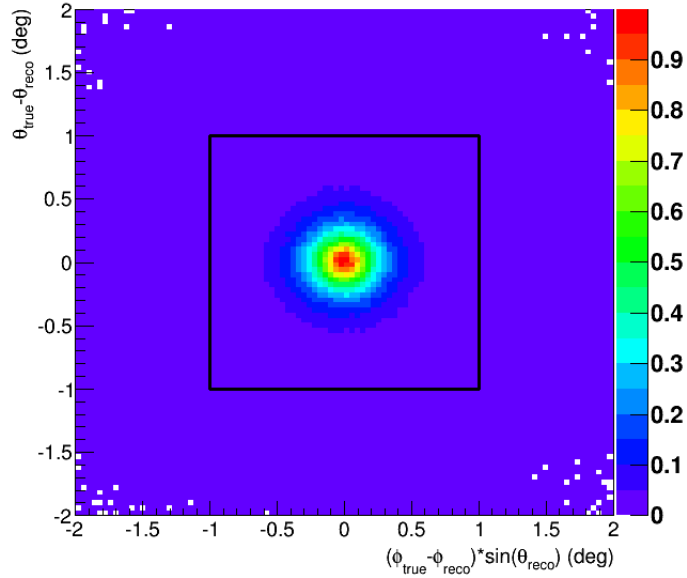
<sup>b</sup> Neutrino energy weighted assuming the atmospheric muon neutrino spectrum.

after the detection of the neutrinos. Figure 3 displays this latency for the 150 alerts collected since the commissioning of the TAToO alert system.

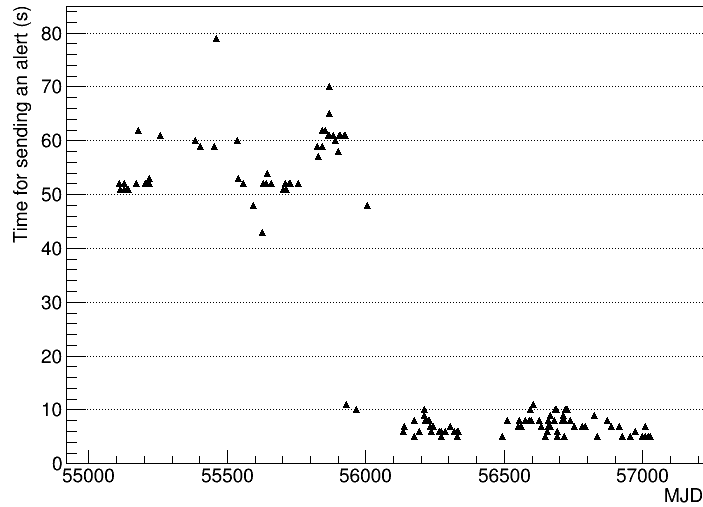
### 3 Neutrino data set

This dataset is composed of 42 alerts with an early optical follow-up and 7 alerts with an X-ray follow-up. Only one alert has an early follow-up with both optical and X-ray telescopes. The direction, time and energy of the alerts are reported in table 2. A total of 34 and 14 neutrinos have been triggered as high-energy and directional alerts respectively. These numbers are in agreement with expectations from Monte Carlo simulation assuming that they are of atmospheric origin.

A skymap in galactic coordinates of the neutrino alert directions which have triggered the alert system since 2009 is displayed in figure 4.



**Figure 2.** Bi-dimensional angular resolution for a typical high-energy neutrino alert. The black square corresponds to the TAROT and ROTSE telescope field of view ( $\approx 2^\circ \times 2^\circ$ ).



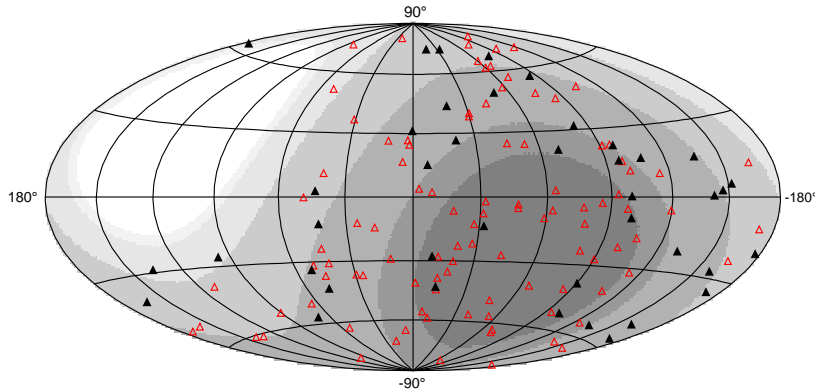
**Figure 3.** Latency for the 150 triggers sent by the alert system. The step from 50 to 5 seconds corresponds to an upgrade of the ANTARES DAQ system.

## 4 Optical follow-up

### 4.1 The optical telescope network

The optical follow-up of ANTARES alerts is performed using ground-based telescopes dedicated to early observations of GRBs. Six such telescopes are involved: ROTSE-III (USA, Namibia, Australia, Turkey) and TAROT (France and Chile). ROTSE-III is a network of four identical 0.45 m tele-





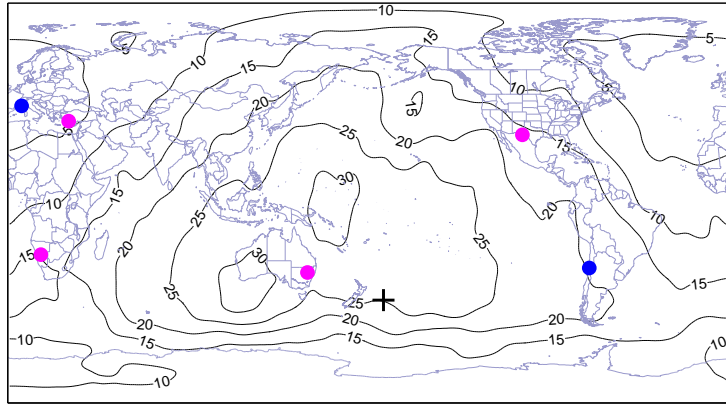
**Figure 4.** Skymap in galactic coordinates of the candidates which triggered the alert system. Black triangles refer to the triggers which had an early optical follow-up, while red triangles show the triggers with no early observation. The visibility of the ANTARES detector is represented in greyscale, with a visibility of 100 % for the darkest zone and a white region with no visibility.

scopes [15] and TAROT is a network of two identical 0.25 m telescopes [14]. ROTSE has stopped its activity progressively over the last years: ROTSE 3a (Australia), 3b (Texas), 3c (Namibia) and 3d (Turkey) have been stopped in 07/2011, 09/2014, 12/2010 and 12/2012, respectively. These telescopes had a field of view of  $1.9^\circ \times 1.9^\circ$  and a spatial sampling of 3.3 arcsec/pixel. The sensitivity of the TAROT and ROTSE telescopes is about the same: for a signal to noise ratio of 5, an exposure time of 180 seconds and a clear filter, the limiting magnitude is  $\sim 18.5$ .

Alerts are sent automatically by an ANTARES server using a socket protocol, similar to the Gamma-ray bursts Coordinates Network (GCN) system developed by [28] for GRBs. If we consider that ANTARES events originate from GRBs, the rapid decay of their afterglow light implies the use of telescopes with very fast slewing. The time reaction of these optical telescopes is of the order of a few seconds when the field of view is observable. Figure 5 shows a map of the real-time visibility of ANTARES neutrino alerts by a single telescope as a function of its location on Earth.

For the prompt observations, the efficiency of an optical ground-based telescope depends on the object visibility (night and field elevation) and the local conditions (weather and technical problems). For instance, among 744 GRBs triggered by *Swift* between September 2006 and January 2015, only 18 % (i.e. 134) were accessible during the prompt emission at TAROT Chile. Only 45 GRBs were really observed during this period. This implies an efficiency of about 33 % for TAROT Chile site (i.e. weather and technical problems). As a comparison, for the ANTARES alerts, figure 5 shows that only 20 % of triggers are promptly accessible from TAROT Chile (i.e. 30 among 150). Table 3 shows that only 11 ANTARES triggers were really observed in less than a few minutes by TAROT Chile, indicating a similar efficiency for ANTARES and *Swift* triggers. The combination of visibility, weather, and reliability of TAROT Chile allows the prompt observation of one trigger every 15. This emphasizes the necessity of using a telescope network to cover a prompt follow-up of the ANTARES triggers.

The early observation strategy of TAROT consists of taking 6 images of 180 seconds exposure as fast as possible while for ROTSE, up to 30 images of 20 to 60 seconds are taken (depending on the presence of the Moon in the observed sky). Each image is preprocessed directly on site and then transferred to the ANTARES data storage for the image analysis.



**Figure 5.** The contours of the world map indicate the percentage of neutrino triggers visible immediately (based on 140 ANTARES alerts). Blue and magenta points are the locations of TAROT and ROTSE telescopes respectively. The black cross indicates the antipodal point of the ANTARES experiment.

## 4.2 Optical image analysis

To search for a transient optical counterpart to the neutrino trigger, images provided by the follow-up of neutrino alerts must be processed and analysed (TAROT and ROTSE images are always analysed separately). For this, a new pipeline based on an image subtraction method has been developed (figure 6). The first step of this program is the astrometric and photometric calibration of images.

A necessary step of the image subtraction method is to calibrate and align all the images. To calibrate astrometry, *SExtractor* [29] is used to extract sources from an image and to build a catalogue containing the coordinates of each detected source. The extraction threshold is set at  $2.5 \sigma$  above background noise. This catalogue and the information provided by the image header (frame dimensions, World Coordinate System data, etc.) are then read by *SCAMP* [30] and compared with a reference catalogue to align the images.


The photometric calibration is done with *LePHARE* [31]. This program can compute theoretical magnitudes for different bands by using a reference photometric catalogue and a list of filter response curves. The photometric catalogue is provided by NOMAD [32] and contains magnitudes in B, V, R, J, H, K bands for the brightest stars in the field of the image. Knowing the charge-coupled device (CCD) response curve, magnitudes in the CCD band<sup>1</sup> can be computed.

After calibration, one can select a reference image (REF) to perform the subtraction. This reference must be a very good quality image (in terms of limiting magnitude) with no or less signal than in the image to analyse. As we are looking for transient sources with a high variability on the minute/hour timescale, only images (IM) taken less than 24 hours after the neutrino trigger are analysed. Therefore, a reference can be chosen among images taken several days or weeks after the alert. Some corrections are then applied to images (e.g. gaussian filter, flux normalisation) and subtraction IM-REF is made pixel by pixel using the *imarith* function from the *IRAF* package [33]. Counterpart candidates are automatically selected among positive residual objects on the subtracted image if they satisfy one of the two following criteria:

- New source: the candidate is detected in IM and not in REF.
- Magnitude variation: the source in IM is at least 0.5 magnitude brighter than in REF.

<sup>1</sup>All our images are taken with the clear filter.

All these candidates are then checked by eye and light curves are built for the interesting ones. Only candidates with at least two points in the light curve (i.e. candidates detected in at least two images), or one very bright point (i.e.  $\sim 2$  mag below the limiting magnitude) are considered. Asteroids and variable stars are rejected. If a candidate showing variability (for example, a fast decrease as typical for GRB afterglows) is not already catalogued, it is considered as a strong candidate to be the counterpart.



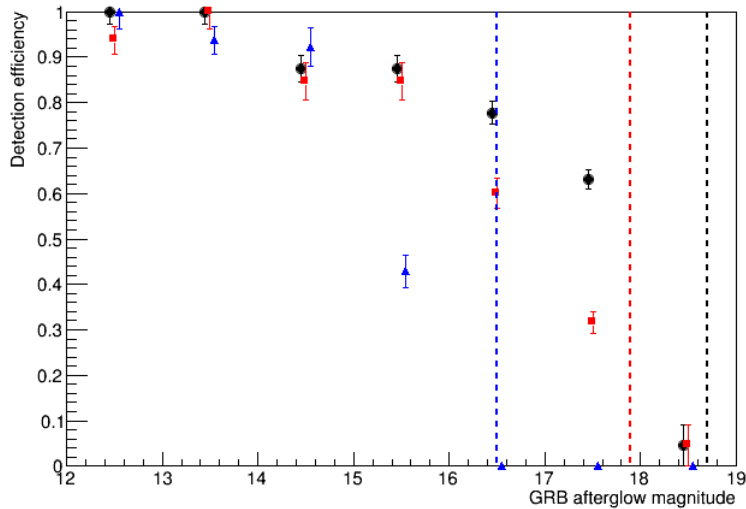
**Figure 6.** Optical image analysis based on the subtraction method. A good reference image (*center*) is subtracted from an image (*left*) where the counterpart signal is expected. Positive residues in the subtracted image (*right*) are then analysed.

The detection efficiency of the image analysis pipeline has been estimated by injecting fake GRB afterglows in three different observations consisting of 6 images of 180 seconds exposure each. The mean limiting magnitude of these images is 16.5, 17.9 and 18.7 for the three observations, respectively. Assuming a light curve decay  $\propto t^{-1}$ , 125 GRB afterglows between magnitude 12 and 19 have been inserted in each of the three sets of images. The efficiency, presented in figure 7, is given by the fraction of inserted GRB afterglows that has been detected by the processing and the candidate identification. The efficiency of the pipeline is better than 95 % for bright GRB afterglows (magnitude between 12 and 14) and reaches  $\sim 50$  % around 1 magnitude below the limiting magnitude of images (vertical dashed lines).

### 4.3 Optical follow-up results

A total of 42 alerts from January 2010 to January 2015 with early images have been analysed. The telescopes that observed the regions around the neutrino direction, the number of early images analysed, their exposure as well as the delay and the limiting magnitude of the first image, are given in Table 3. For 11 alerts, the time between the neutrino detection and the start of the acquisition of the first image is less than 1.2 minutes and is as low as 25 seconds for 7 alerts.

No optical counterpart associated with one of the 42 neutrinos was found. This could indicate that the observations were made too late when the sources could have faded below the sensitivity of the optical telescopes or that the sources occurred outside the field of view of the telescopes, or that the neutrinos that generated the triggers have another origin. Upper limits on the magnitude of possible transient sources which could have emitted the neutrino have been derived. These limits correspond to the limiting magnitude of images that is the faintest signal that can be detected. As we are looking for rapidly-fading sources, the signal is supposed to be stronger in the first image of the observation, so the upper limits are the limiting magnitude of each first image computed at the  $5\sigma$  level and corrected for galactic extinction [34] (table 3).



**Figure 7.** Detection efficiency of the optical image analysis pipeline estimated by inserting fake GRB afterglows into three sets of images with limiting magnitudes (vertical dashed lines) of 16.5 (blue), 17.9 (red) and 18.7 (black) and considering a decay of the light curve  $\propto t^{-1}$ .

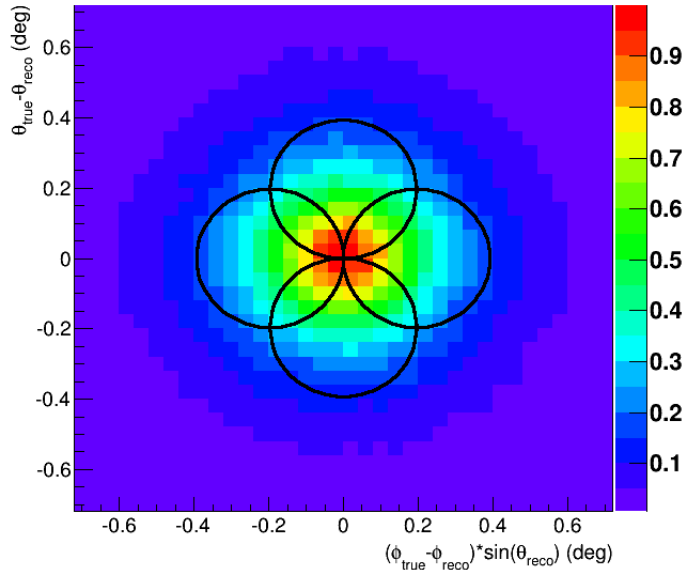
## 5 X-ray follow-up

### 5.1 The *Swift* X-ray telescope

The *Swift* satellite [35] with its XRT [16] provides a unique opportunity to observe X-ray counterparts to neutrino triggers. The detection sensitivity of the XRT is  $5 \times 10^{-13}$  erg cm $^{-2}$  s $^{-1}$  in 1 ks, with an energy band covering from 0.3 to 10 keV. The follow-up of ANTARES alerts with the *Swift*-XRT (see section 2.2) was implemented in June 2013. Due to the small field of view (radius  $\sim 0.2^\circ$ ) of the XRT and the typical error radius of an ANTARES alert ( $\sim 0.3 - 0.4^\circ$ ), each observation is composed of 4 tiles up to 2 ks exposure each. This mapping covers about 72 % of the ANTARES PSF for a very high-energy neutrino (figure 8). The choice of these 4 tiles corresponds to a trade-off between the requested exposure time and the neutrino PSF coverage. With an exposure of 2 ks, a sensitivity of  $2.5 \times 10^{-13}$  erg cm $^{-2}$  s $^{-1}$  can be reached [36, figure 14]. For each trigger, a single Automatic Target is uploaded, and XRT observations start as soon as possible. *Swift* automatically divides the visibility window of the ANTARES trigger location in each spacecraft orbit between the 4 tiles. This is repeated on each orbit until the requested exposure time has been gathered for each tile. An automatic analysis of the data, described in the following section, is performed soon after, and in the case where an interesting candidate counterpart is found, further observations are scheduled.

### 5.2 X-ray data analysis

Each 4-tile observation with the *Swift*-XRT is automatically analysed at the UK Swift Science Data Centre. The first step of the analysis is to combine the 4 tiles into a single image and to apply the source detection algorithm which has been developed for the 1SXPS catalogue [36]. It consists of filtering the data, creating exposure maps, locating and characterising sources. The source positions are generally determined using the on-board star trackers with an accuracy of 3.5 arcsec [37]. However it is sometimes possible to enhance the astrometry either by using stars in the field of view of the UV/optical telescope [38, 39] or by matching the detected XRT sources with the 2MASS cata-



**Figure 8.** Each *Swift*-XRT observation of an ANTARES trigger consists of 4 tiles (black circles), which covers an area of radius of  $\sim 0.4^\circ$ . With such a mapping, 72 % of the the bi-directional uncertainty of a TAToO alert is covered.

logue [36]. The position with the smallest error is reported.

A detection flag is then assigned to each detected source to determine the probability of the source being spurious. This flag can be either *Good* (0.3 % of sources flagged as *Good* are spurious), *Reasonable* (7 % of false positive) or *Poor* (35 % of false positive). More details can be found in [36].

Light curves and spectra are also built for each detected source using the tools described by [39, 40]. A cross-correlation with the X-ray master catalogue, the 1SXPS catalogue and SIMBAD<sup>2</sup> is then performed. The results of this processing, giving details of the newly discovered X-ray source(s) and any catalogue matches, are presented in webpages dedicated to each ANTARES alert.

Finally, two tests are automatically carried out on each uncatalogued X-ray source to determine if it could be the counterpart to the ANTARES trigger. The first test relies on brightness and variability measurements: if a source is so bright that it should have been discovered previously<sup>3</sup>, it means that the source is assumed to be new and therefore potentially the counterpart. The other possibility is if the source shows variability, and in particular significant signs of fading<sup>4</sup>, it is considered as a potential counterpart. The second test is based on the probability that the uncatalogued X-ray source is unrelated to the neutrino trigger. The number of expected serendipitous sources with a count-rate at least that of the detected source in each 4-tile observation is calculated by combining the minimum exposure necessary to detect the XRT source, the sky area, the expected sky density of sources and the completeness of the detection system. Details can be found in [42].

<sup>2</sup>www.simbad.u-strasbg.fr

<sup>3</sup>The mean XRT count-rate must be more than  $1 \sigma$  above the Rosat All-Sky Survey (RASS)  $3 \sigma$  upper limit [41] calculated at the location of the X-ray source. The Rosat upper limit is derived using RASS images, exposure maps and background maps.

<sup>4</sup>The last bin of the source light curve is at least  $3 \sigma$  below the first bin.

### 5.3 Results

The *Swift*-XRT has responded to 7 neutrino triggers from the ANTARES detector between mid 2013 and the beginning of 2015 (table 4). These 7 alerts have been observed after a mean delay of 3.6 hours in 4 tiles with exposure from 0.8 to 1.9 ks. With such exposure times, a sensitivity from 6.0 to  $2.6 \times 10^{-13}$  erg cm<sup>-2</sup> s<sup>-1</sup> can be reached, respectively.

The tiled analysis found 20 X-ray sources, among which 2 sources were already known (see table 5). Although 18 new X-ray sources have been detected, none of them can be clearly associated with the neutrino trigger. These uncatalogued sources were not bright enough to exceed the  $3 \sigma$  RASS upper limit. As the XRT failed to observe an X-ray counterpart to a neutrino trigger, this could indicate that the observation was made too late or that the source was outside the field of view of the XRT, or that the neutrino trigger was not originated by an X-ray source. Upper limits on the flux density from a potential X-ray counterpart can be derived. These limits correspond to the sensitivity reached for each 4-tile observation (see table 4).

**Table 2.** Details of the 48 neutrinos which triggered the TAToO alert system and for which early optical and/or X-ray images were taken.

Alert name (ANTyymmddA/B)	Trigger time (UT)	Ra (°)	Dec (°)	Trigger type <sup>a</sup>	Nhits	Amp <sup>b</sup>	Nline <sup>c</sup>
ANT100123A	07:16:45	73.071	-2.991	HE	34	339	4
ANT100725A	01:16:40	257.224	-63.188	HE	12	66	3
ANT100913A	21:55:25	165.142	41.391	HE	46	277	5
ANT100922A	11:24:23	43.578	13.458	HE	19	158	3
ANT110305A	12:57:20	295.517	-48.193	HE	27	194	8
ANT110409A	04:47:50	129.365	-40.207	HE	21	253	8
ANT110531A	21:45:16	326.944	-8.795	HE	54	439	8
ANT110923A	08:26:33	285.194	10.244	HE	22	236	7
ANT110925B	20:27:38	70.998	15.507	HE	50	356	11
ANT111008A	10:45:40	248.170	-25.834	HE	36	336	9
ANT111019A	08:56:15	321.165	-0.692	HE	32	185	8
ANT111019B	08:56:15	322.070	-0.637	HE	32	185	8
ANT111101A	12:30:52	345.917	-5.698	HE	33	207	6
ANT111205A	21:33:11	146.411	-32.829	Dir	20	74	9
ANT111228A	09:18:42	27.025	32.323	Dir	11	90	7
ANT120102A	01:24:21	72.129	-59.709	Dir	11	54	8
ANT120105A	18:02:53	228.824	-26.121	HE	26	184	7
ANT120730A	00:14:33	178.088	-40.096	HE	135	489	11
ANT120907A	01:25:10	220.171	-11.595	HE	77	245	10
ANT120907B	10:12:41	344.750	30.933	HE	76	242	9
ANT120923A	10:00:16	318.596	-51.071	HE	71	128	4
ANT121010A	06:31:01	52.841	-29.216	Dir	38	28	7
ANT121012A	04:42:49	239.512	-10.226	Dir	47	42	9
ANT121027A	18:47:58	105.552	-4.011	Dir	39	51	7
ANT121206A	10:02:42	62.001	2.434	HE	104	158	10
ANT130210A	14:00:10	185.433	5.897	Dir	52	61	8
ANT130722A	20:38:24	74.570	3.411	VHE	87	188	9
ANT130724A	02:07:20	199.295	11.938	HE	91	171	10
ANT130915A	06:24:58	311.314	-51.603	VHE	146	485	10
ANT130927A	18:22:56	106.948	-68.578	VHE	81	258	10
ANT130928A	20:03:18	121.865	-3.156	Dir	31	104	4
ANT131027A	12:13:35	105.124	6.422	HE	74	190	7
ANT131209A	01:56:24	197.235	-13.345	HE	87	163	9
ANT131221A	08:43:36	138.015	-23.930	Dir	30	49	9
ANT140123A	11:53:45	105.440	0.811	VHE*	80	401	8
ANT140125A	03:27:08	53.002	-49.491	HE	80	224	8
ANT140203A	06:48:06	89.731	-23.394	Dir	54	93	9
ANT140223A	01:01:20	43.712	-10.802	Dir	39	30	6
ANT140304A	05:19:15	117.930	-44.944	HE	81	192	9
ANT140309A	00:40:10	52.511	-12.955	HE	71	275	7
ANT140311A	13:16:20	237.416	31.826	VHE	96	324	11
ANT140323A	15:31:01	150.919	-27.371	Dir	46	102	6
ANT140408A	11:10:09	177.461	-3.301	Dir	44	70	7
ANT140505A	11:54:47	203.359	14.450	HE	80	239	9
ANT140914A	05:13:35	298.424	2.677	HE	109	210	9
ANT141220A	14:53:59	71.679	-45.968	VHE	59	361	6
ANT150122A	07:09:35	168.551	-26.119	Dir	28	55	7
ANT150129A	10:20:12	34.656	4.863	VHE	92	207	10

<sup>a</sup> HE: high energy, Dir: directional, VHE: very high energy. With this last trigger, alerts are sent to the optical telescope network and to the *Swift*-XRT.

<sup>b</sup> Amplitude in photoelectrons.

<sup>c</sup> Number of ANTARES lines on which the neutrino event has been detected.

\* Early observations by both the optical telescopes and the *Swift*-XRT have only been made for this trigger.

**Table 3.** Details of the 42 neutrino alerts for which early optical images have been taken.

Alert name (ANTyymmddA/B)	Telescope	Analysed images	Exposure <sup>a</sup> (sec)	Delay <sup>b</sup>	$M_{\text{lim}}$ <sup>c</sup> (mag)	$A_v$ <sup>d</sup> (mag)	Reference <sup>e</sup> (yymmdd)	$p_{\text{reject}}^{\text{GRB},v}$ <sup>f</sup>
ANT100123A	TAROT	6	180	17h47m	15.3	0.2	100211	0.00
ANT100725A	TAROT	6	180	1m17s	16.1	0.3	100727	0.50
	ROTSE	30	20	1m15s	13.1	0.3	100731	0.12
ANT100913A	TAROT	6	180	11h24m	17.6	0.0	100914	0.06
ANT100922A	ROTSE	26	20	1h08m	13.6	0.5	101202	0.00
ANT110305A	ROTSE	29	60	4h19m	15.7	0.1	110315	0.06
ANT110409A	TAROT	6	180	1m08s	12.6	5.6	110423	0.04
ANT110531A	TAROT	6	180	12h34m	17.6	0.1	110628	0.06
ANT110923A	TAROT	7	180	9h58m	12.8	3.9	111001	0.00
ANT110925B	TAROT	6	180	2h01m	15.2	1.8	111125	0.10
	ROTSE	30	60	50m58s	13.9	1.8	110927	0.00
ANT111008A	TAROT	5	180	12h53m	14.3	2.5	111009	0.00
ANT111019A	ROTSE	8	60	18h22m	16.7	0.1	111029	0.02
ANT111019B	ROTSE	8	60	19h09m	16.9	0.1	111024	0.02
ANT111101A	ROTSE	8	60	13h33m	17.2	0.1	111130	0.02
ANT111205A	TAROT	6	180	10h05m	18.2	0.4	111207	0.16
ANT111228A	TAROT	6	180	7h44m	17.0	0.1	120124	0.04
	ROTSE	8	60	7h53m	16.6	0.1	111231	0.04
ANT120102A	TAROT	4	180	1m17s	17.0	0.1	120129	0.60
ANT120105A	ROTSE	8	60	17h39m	16.0	0.4	120112	0.02
ANT120730A	TAROT	26	180	20s	16.9	0.4	120807	0.88
ANT120907A	TAROT	14	180	9m53s	15.9	0.2	120909	0.31
ANT120907B	TAROT	11	180	18h15m	17.2	0.2	121106	0.02
	ROTSE	27	60	8h28m	15.9	0.2	121004	0.02
ANT120923A	TAROT	6	180	15h43m	18.0	0.1	121020	0.03
ANT121010A	TAROT	24	180	25s	18.6	0.0	121209	0.90
ANT121012A	TAROT	6	180	19h06m	16.5	0.7	121016	0.02
ANT121027A	ROTSE	8	20	14h56m	13.4	2.6	121124	0.00
ANT121206A	ROTSE	27	60	27s	15.6	1.1	121210	0.62
ANT130210A	ROTSE	8	60	14h46m	16.5	0.1	130216	0.02
ANT130724A	TAROT	3	180	18h04m	15.9	0.1	130729	0.02
ANT130928A	ROTSE	8	60	13h49m	15.9	0.1	131006	0.02
ANT131027A	ROTSE	8	20	18h14m	15.0	0.7	131112	0.00
ANT131209A	TAROT	6	180	1h14m	16.3	0.1	131215	0.14
ANT131221A	TAROT	2	180	18s	16.8	0.5	131222	0.83
ANT140123A	TAROT	23	180	13h21m	16.2	1.3	140126	0.02
ANT140125A	TAROT	6	180	1h14m	18.1	0.0	140128	0.43
ANT140203A	ROTSE	8	60	19h43m	14.9	0.1	140205	0.00
ANT140223A	TAROT	3	180	17h08m	15.9	0.1	140224	0.02
	ROTSE	3	60	31m29s	14.2	0.1	140227	0.02
ANT140304A	TAROT	18	180	25s	17.5	0.6	140304	0.92
ANT140309A	TAROT	16	180	24s	17.1	0.1	140309	0.88
ANT140323A	ROTSE	8	60	14h47m	16.2	0.2	140325	0.02
ANT140408A	TAROT	6	180	16h11m	16.7	0.1	140410	0.02
	ROTSE	8	60	19h07m	16.0	0.1	140410	0.02
ANT140505A	ROTSE	2	60	17h11m	14.7	0.1	140510	0.00
ANT140914A	TAROT	13	180	1m05s	16.9	0.5	140915	0.62
ANT150122A	TAROT	8	180	17s	18.6	0.1	150122	0.90

<sup>a</sup> Exposure of each image.<sup>b</sup> Delay in hours, minutes and/or seconds between the neutrino trigger and the first image.<sup>c</sup> Limiting magnitude of the first image computed at the  $5\sigma$  level and corrected for the galactic extinction.<sup>d</sup> Galactic extinction from [34].<sup>e</sup> Date of the reference image used for the subtraction.<sup>f</sup> Probability to reject the GRB origin hypothesis for this neutrino trigger (see section 6.1).



**Table 4.** Details of the 7 ANTARES triggers observed by the *Swift*-XRT since 2013.

Trigger name (ANTyymmddA)	Median error radius ( $^{\circ}$ )	Delay <sup>a</sup> (hours)	Mean exposure (ks)	Sensitivity ( $\times 10^{-13}$ erg $\text{cm}^{-2}$ $\text{s}^{-1}$ )	New sources (total) <sup>b</sup>	Counterpart candidates	$P_{\text{reject}}^{\text{GRB},\gamma\text{c}}$
ANT130722A	0.4	1.1	1.8	2.74	4 (5)	0	0.71
ANT130915A	0.3	6.5	1.4	3.48	2 (2)	0	0.60
ANT130927A	0.4	5.1	1.3	3.84	0 (1)	0	0.60
ANT140123A	0.35	4.7	0.8	5.99	1 (1)	0	0.55
ANT140311A	0.35	2.8	1.7	2.88	3 (3)	0	0.68
ANT141220A	0.4	3.5	1.9	2.63	4 (4)	0	0.67
ANT150129A	0.35	1.7	1.9	2.67	6 (6)	0	0.69

<sup>a</sup> Delay between the neutrino trigger and the first observation by the *Swift*-XRT.

<sup>b</sup> Number of uncatalogued sources among the total number of detected sources in each 4-tile observation. Details can be found in table 5.

<sup>c</sup> Probability to reject the hypothesis that the neutrino comes from a GRB.

**Table 5.** Sources detected in the XRT follow-up of the ANTARES triggers.

Alert name (ANTyymmddA)	Source #	Location (J2000)	Flag <sup>a</sup>	Exposure (ks)	Mean flux ( $\times 10^{-13}$ erg cm <sup>-2</sup> s <sup>-1</sup> )	N <sub>seren</sub> <sup>b</sup>	Catalogued?
ANT130722A	1	04 <sup>h</sup> 57 <sup>m</sup> 51. <sup>s</sup> 9 +03° 32' 01"	G	3.0	6.9 (±1.4)	0.2	IRXS J045752.5+033200
	2	04 <sup>h</sup> 59 <sup>m</sup> 46. <sup>s</sup> 4 +03° 23' 34"	G	1.5	6.2 (±1.6)	0.4	No
	3	04 <sup>h</sup> 58 <sup>m</sup> 06. <sup>s</sup> 4 +03° 27' 20"	G	2.6	2.2 (±0.6)	1.0	No
	4	04 <sup>h</sup> 58 <sup>m</sup> 58. <sup>s</sup> 6 +03° 14' 54"	G	2.8	2.2 (±0.6)	1.3	No
	5	04 <sup>h</sup> 57 <sup>m</sup> 44. <sup>s</sup> 5 +03° 16' 33"	G	2.7	0.7 (±0.4)	0.9	No
ANT130915A	1	20 <sup>h</sup> 46 <sup>m</sup> 05. <sup>s</sup> 3 -51° 49' 41"	R	1.2	1.9 (±0.7)	1.0	No
	2	20 <sup>h</sup> 44 <sup>m</sup> 47. <sup>s</sup> 6 -51° 37' 16"	G	1.7	1.7 (±0.7)	1.0	No
ANT130927A	1	07 <sup>h</sup> 08 <sup>m</sup> 10. <sup>s</sup> 8 -68° 50' 55"	G	1.5	2.7 (±0.8)	0.6	IRXS J070810.2-685054
	2	07 <sup>h</sup> 06 <sup>m</sup> 06. <sup>s</sup> 3 -68° 35' 57"	G	1.6	1.6 (±0.6)	1.3	No
	3	07 <sup>h</sup> 09 <sup>m</sup> 32. <sup>s</sup> 8 -68° 35' 31"	G	1.9	1.1 (±0.5)	1.7	No
	4	07 <sup>h</sup> 05 <sup>m</sup> 44. <sup>s</sup> 5 -68° 46' 25"	R	2.0	1.2 (±0.6)	1.7	No
ANT140123A	1	07 <sup>h</sup> 00 <sup>m</sup> 20. <sup>s</sup> 4 +00° 49' 27"	G	1.4	3.3 (±1.1)	0.6	No
	2	15 <sup>h</sup> 50 <sup>m</sup> 10. <sup>s</sup> 9 +31° 39' 30"	G	3.0	2.6 (±1.2)	1.2	No
ANT140311A	1	15 <sup>h</sup> 49 <sup>m</sup> 31. <sup>s</sup> 2 +31° 29' 14"	G	1.5	1.7 (±0.8)	0.8	No
	2	15 <sup>h</sup> 51 <sup>m</sup> 02. <sup>s</sup> 4 +31° 56' 15"	G	1.4	2.9 (±1.2)	1.1	No
	3	04 <sup>h</sup> 47 <sup>m</sup> 35. <sup>s</sup> 2 -46° 10' 54"	G	1.5	1.5 (±0.7)	1.3	No
ANT141220A	1	04 <sup>h</sup> 46 <sup>m</sup> 10. <sup>s</sup> 9 -45° 58' 44"	G	1.7	1.4 (±0.7)	1.9	No
	2	02 <sup>h</sup> 19 <sup>m</sup> 31. <sup>s</sup> 6 +04° 51' 18"	G	1.9	1.3 (±0.6)	1.4	No
ANT150129A	1	02 <sup>h</sup> 19 <sup>m</sup> 16. <sup>s</sup> 2 +04° 34' 29"	G	1.4	0.3 (±0.2)	1.5	No
	2	02 <sup>h</sup> 17 <sup>m</sup> 52. <sup>s</sup> 6 +04° 49' 32"	G	1.4	1.4 (±0.6)	1.4	No
	3						

<sup>a</sup> Indicates how likely the source is to be real. G=Good, R=Reasonable, P=Poor.

<sup>b</sup> Number of expected serendipitous sources in the field, at least as bright as the detected object.

## 6 Limit on a GRB association

GRBs are the major candidate sources of high-energy neutrinos among the population of fast transient sources. In the standard fireball model of GRB [43], internal shocks between faster and slower shells of plasma expelled in a highly relativistic jet would be responsible for the observed prompt gamma-ray emission, resulting in photohadronic interactions. Hadronic models of GRBs [44, 45] suggest that there could be a significant proton loading in GRB's jets. If these protons are sufficiently accelerated they can interact with the ambient gamma photon field via  $p\gamma$  mechanisms [46, 47]. The photohadronic interactions would produce charged pions, subsequently decaying into high-energy neutrinos. Details of the physical processes taking place in the GRB prompt emission are still under debate and the neutrino expectations are highly dependent on the GRB prompt model used.

According to the standard framework of internal shocks, the expected number of detectable neutrinos from two luminous bursts GRB110918A, GRB130427A and one typical burst GRB081008 can be estimated: see [48] for details on the calculation method. The presented results use the predicted neutrino spectra from the NeuCosmA model [46, 49] that simulates the complete  $p\gamma$  mechanism ( $\Delta$ -resonance, kaon production, multiple pions decay) in the internal shock GRB model. Standard values for the unknown physical parameters are assumed such as the Lorentz factor  $\Gamma = 316$ , the baryonic loading  $f_p = 10$  and the fraction of internal energy given to the magnetic field and electrons  $\epsilon_B = \epsilon_e = 0.1$ . The expected number of prompt neutrinos for each individual GRB is  $\mu_s = 3.4 \times 10^{-2}$ ,  $\mu_s = 6.6 \times 10^{-3}$  and  $\mu_s = 2.3 \times 10^{-5}$  for GRB110918A, GRB130427A and GRB081008, respectively. So far, no neutrino signal has been observed in coincidence with a GRB. Nevertheless, the probability to observe  $n$  neutrinos with a given signal  $\mu_s$  can be estimated with a Poissonian distribution. The probabilities to detect at least one neutrino from the mentioned GRBs are  $P(X \geq 1|3.4 \times 10^{-2}) \sim 3.4\%$ ,  $P(X \geq 1|6.6 \times 10^{-3}) \sim 0.7\%$  and  $P(X \geq 1|2.3 \times 10^{-5}) \sim 0.002\%$ , respectively. Albeit these discovery probabilities are weak, one should not forget that they are affected by strong theoretical uncertainties.

The TAToO program offers an opportunity to test the GRB origin for each detected neutrino with the advantage of not depending on an underlying GRB model. The probability,  $P_s$ , to detect a serendipitous GRB afterglow lying in the follow-up region for each neutrino alert is given by:

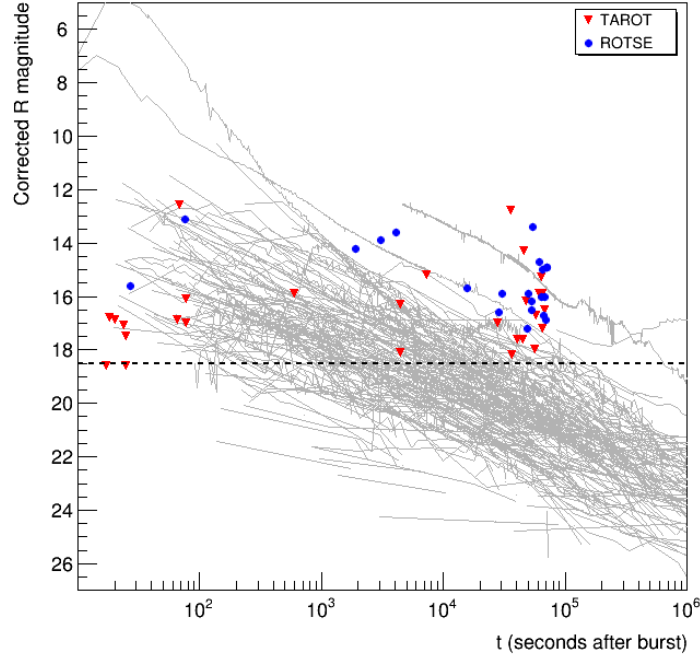
$$P_s(\text{GRB}, \nu) = R_{\text{GRB}} \times p(\text{ag}|\text{GRB}) \times \frac{\Omega}{4\pi} \times T_{\text{obs}} \quad (6.1)$$

where  $R_{\text{GRB}}$  is the average GRB discovery rate (1000/yr) in the entire sky [50] and  $p(\text{ag}|\text{GRB})$  is the probability of detecting the afterglow counterpart of a detected GRB. This probability is 0.4 and 0.5 for TAROT and ROTSE respectively [51, 52], and 0.95 for *Swift* [50]. The solid angle,  $\Omega$ , viewed by the telescopes is given by  $\Omega = 2\pi(1 - \cos(\theta))$  with  $\theta \sim 1^\circ$  for TAROT and ROTSE, and  $\theta \sim 0.2^\circ$  for the *Swift*-XRT.  $T_{\text{obs}}$  is the exposure time of the observation of each neutrino alert. The optical follow-up lasts about 20 minutes, while the X-ray follow-up lasts 2 ks for each tile. Thus,  $P_s(\text{GRB}, \nu) = 1.2 \times 10^{-6}$  and  $1.5 \times 10^{-6}$  for each alert with an optical follow-up with TAROT and ROTSE respectively, and  $P_s(\text{GRB}, \nu) = 1.8 \times 10^{-7}$  for each alert with X-ray images. Consequently, a discovery of a GRB afterglow would be unambiguously associated with the neutrino alert.

### 6.1 Optical GRB association

Because in this study no optical counterpart has been observed in coincidence with the 42 neutrino alerts, the probability to reject a GRB associated with each neutrino alert can be directly estimated. To do so, a comparison is made between the optical upper limits obtained for each neutrino alert with optical afterglow light curves of GRBs detected from 1997 to 2014, as shown in figure 9.

The cumulative distribution functions (CDFs) of afterglow magnitudes (corrected by the galactic extinction) are computed at times coincident with the first follow-up observation of the neutrino



**Figure 9.** Grey lines: Corrected R magnitude as a function of time for 301 GRB afterglows observed from 1997 to 2014 by optical telescopes. Red & blue dots: upper limits on GRB magnitudes for neutrino alerts observed by TAROT and ROTSE respectively. Each point represents the first image of the observation, corresponding to an exposure of 180 seconds for TAROT images, and 20 or 60 seconds for ROTSE images. The horizontal dashed line corresponds to the maximum sensitivity of the telescopes.

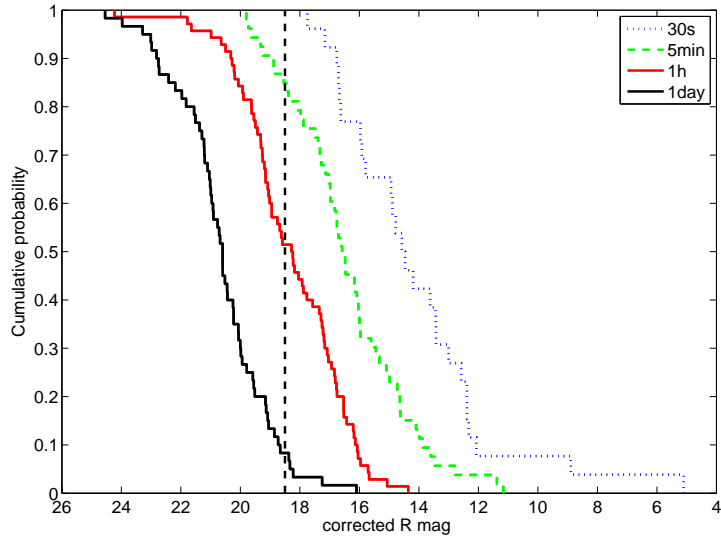
alerts. Figure 10 shows these CDFs at typical times  $t = 30$  seconds, 5 minutes, 1 hour and 1 day after the GRB in the observer frame. The probability,  $P_{\text{reject}}^{\text{GRB},\nu}$ , to reject a GRB origin hypothesis for each detected neutrino can be directly extracted from the CDFs, accounting for the field of view of telescopes<sup>5</sup>. The  $P_{\text{reject}}^{\text{GRB},\nu}$  are listed in table 3 for each alert.

According to figure 9, stringent upper limits on the early afterglow magnitude a few minutes after the neutrino trigger can be set. For the two neutrino alerts ANT121010A and ANT150122A, a GRB origin is strongly rejected since no early afterglow at a time  $t < 30$  seconds after the burst has ever been observed at weaker magnitude than  $\sim 18$ . Except for the alert ANT121206A (low limiting magnitude), a GRB association is rejected at a better than 80 % confidence level within 1 minute after the neutrino trigger. On the contrary, when the optical follow-up starts more than a few minutes after the trigger, due to the sensitivity of the telescopes, the derived upper limits do not constraint a GRB origin for the detected neutrinos.

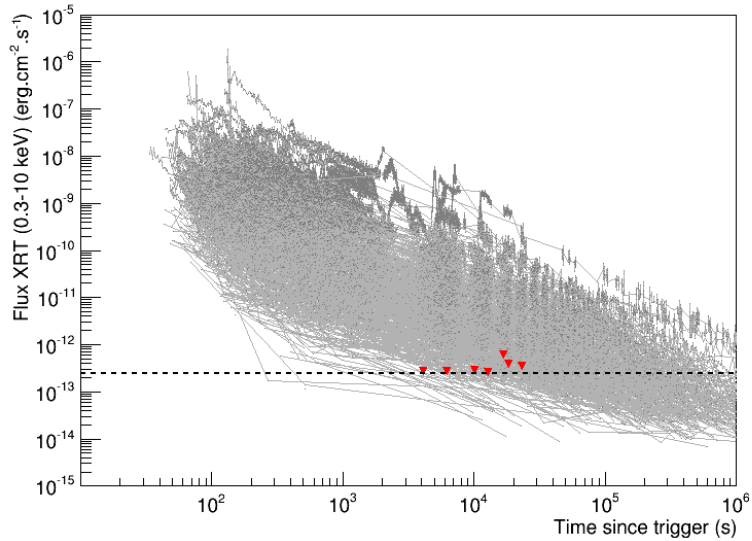
## 6.2 X-ray GRB association

As no X-ray counterpart has been identified in coincidence with the 7 neutrino alerts, an analysis similar to that in the optical domain is performed with the 689 X-ray afterglow light curves detected by *Swift*-XRT from 2007 to 2015 (figure 11). A comparison is made between these light curves and the X-ray upper limits obtained for the 7 neutrino alerts.

<sup>5</sup>The probabilities extracted from the CDFs are multiplied by the percentage of the ANTARES PSF covered by the



**Figure 10.** Cumulative distribution of afterglow magnitudes for 301 detected GRBs (figure 9). Each line corresponds to different times after burst. The vertical dashed line represents the limiting magnitude of the optical telescopes.

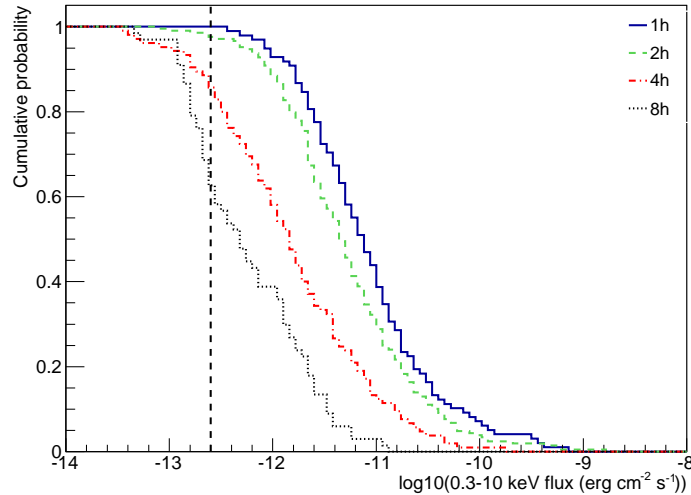


**Figure 11.** Grey lines: 689 X-ray afterglow fluxes in the energy band from 0.3 to 10 keV detected by the *Swift*-XRT from 2007 to 2015 as a function of time. The upper limits on GRB fluxes for 7 neutrino alerts are represented by red triangles. The horizontal dashed line corresponds to the sensitivity reached with a 2 ks exposure.

The CDFs of the X-ray afterglow fluxes are also computed at times coincident with the first XRT observation of neutrino alerts. Figure 12 shows these CDFs at  $t = 1, 2, 4$  and 8 hours after the GRB in the observer frame. The probabilities to reject a GRB origin of the neutrino events are

telescopes (see table 1).

calculated as previously<sup>6</sup> and are listed in table 4. According to figure 11, if each detected neutrino comes from a GRB, strong upper limits on the GRB afterglow X-ray flux can be set,  $F_X \lesssim 2.5 \times 10^{-13}$  erg cm<sup>-2</sup> s<sup>-1</sup>. For the alert ANT130722A, the probability to reject a GRB origin is as high as 71 % with an upper limit on the X-ray flux of  $\sim 2.74 \times 10^{-13}$  erg cm<sup>-2</sup> s<sup>-1</sup> only 1.1 hours after the neutrino trigger. Clearly, a GRB origin is very unlikely for these neutrino events, since few GRBs are known to have weaker X-ray afterglows than these upper limits.



**Figure 12.** Cumulative distribution of X-ray afterglow magnitudes for 689 GRBs detected by the *Swift*-XRT since 2007. Each line represents different times after bursts. The vertical dashed line represents the sensitivity reached with a 2 ks exposure.

## 7 Improvements for TAToO

The optical and X-ray upper limits derived from the follow-up of 48 neutrino alerts have proved that the TAToO system is able to quickly check the GRB origin of the high-energy neutrinos detected by ANTARES. Further improvements, such as starting the follow-up as soon as possible after the trigger, would enable more definite conclusions on the origin of these high-energy neutrinos.

### 7.1 Optical domain

While small robotic telescopes, such as TAROT and ROTSE, are well-suited to quickly respond to ANTARES alerts, their diameters do not permit magnitudes deeper than  $R \sim 18.5$  to be reached. This limits the ability of the TAToO program to investigate a GRB origin of the detected neutrinos to within only a few minutes after the ANTARES trigger. A one-metre-class robotic telescope is crucial to efficiently extend the optical follow-up of ANTARES alerts with stronger constraints on the neutrino/GRB association up to a few hours after the neutrino trigger.

Since 2013, the Zadko telescope has been included in the optical telescope network [53]. The Zadko telescope is a one metre fully robotic telescope located at the Gingin observatory in Western Australia, covering a field of view of about 0.15 square degrees. This telescope is very interesting for the TAToO program as it is located in the area where most of the ANTARES neutrino alerts are

<sup>6</sup>For the X-ray follow-up, about 72 % of the ANTARES PSF is covered.

immediately visible (figure 5). Thanks to its larger aperture, about 3 times larger than the TAROT and ROTSE telescopes, the limiting magnitude of the Zadko telescope with only 60 seconds of exposure is 1.4 magnitudes deeper compared to the TAROT telescopes, with 180 seconds of exposure. This represents a gain of about a factor of 4 on the optical sensitivity. Due to its limited field of view, observations are composed of 7 tiles of 60 seconds exposure each, covering about 85 % of the neutrino alert error box. The best response of Zadko to an ANTARES alert achieved so far is about 70 seconds after the neutrino trigger. The combination of its reasonable response, its larger aperture and its good location will help to better constrain the origin of high-energy neutrinos.

In addition, five telescopes from the MASTER network [54, 55] have also joined the TAToO program since March 2015. They consist of pairs of fully robotic telescopes with a diameter of 0.40 m covering a field of view of 8 square degrees per pair of telescopes. They are located in Russia and South Africa, and significantly increase the coverage of the TAToO telescope network. The first alert sendings with MASTER demonstrate the rapid response time to the TAToO alert of about 24 seconds after the neutrino trigger, which is roughly the same performance as TAROT. Thanks to this new partnership with MASTER, the very early optical follow-up (less than a minute) of ANTARES alerts will be considerably more efficient at constraining the origin of each neutrino.

Finally, the addition of an infrared follow-up to TAToO alerts would be very helpful, since this part of the electromagnetic spectrum is less subject to dust absorption. In the case of GRBs, this new wavelength domain will allow a larger population of GRBs (e.g. extinguished GRB afterglows) to be explored, with a correspondingly higher neutrino detection potential.

## 7.2 X-ray domain

In the X-ray domain, the fastest response to the 7 neutrino alerts was about 1 hour. While strong constraints on the GRB origin of the high-energy neutrinos detected are set, a faster response or a better X-ray sensitivity would almost undoubtedly allow for the rejection (or confirmation) of the GRB origin hypothesis.

With the next generation of neutrino telescopes, such as KM3NeT (see below), the X-ray follow-up will be possible with the arrival of new high-energy missions. In the case of the SVOM mission ( $\sim 2021$ ) [56], Target-of-Opportunity alerts will be accepted, and X-ray follow-up of neutrino alerts by the MXT instrument [57] is under discussion. The sensitivity of the SVOM-MXT ( $3 \times 10^{-12}$  erg cm $^{-2}$  s $^{-1}$  with 1 ks exposure) would allow roughly the same constraints as for the *Swift*-XRT to be reached. Moreover, with the field of view of the MXT ( $\sim 1^\circ \times 1^\circ$ ), only one tile will be needed, allowing time to be saved for other neutrino alert follow-ups.

## 7.3 The future neutrino detector KM3NeT

KM3NeT<sup>7</sup> is the next-generation of neutrino telescope based on the same detection techniques as ANTARES in deep seawater. The size of the KM3NeT detector, at several cubic kilometers, will increase the sensitivity to neutrino fluxes by about a factor 50 compared to ANTARES. By convolving the expected KM3NeT response function with the neutrino flux expected from the NeuCosmA model, the number of high-energy neutrinos,  $\mu_s$ , expected from GRB110918A and GRB130427A can be estimated. For these two GRBs,  $\mu_s = 1$  and  $\mu_s = 0.4$ , respectively, assuming the muon channel only. This expectation is clearly encouraging, and the detection of high-energy neutrinos in coincidence with GRBs will be achievable with the future KM3NeT detector. Including the faster response of the future X-ray telescopes and a better optical/X-ray sensitivity of the TAToO telescope network, a factor of  $\sim 100$  in sensitivity would be gained for probing a GRB origin for high-energy neutrinos.

---

<sup>7</sup>[www.km3net.org](http://www.km3net.org)

## 8 Conclusion

Optical and X-ray follow-ups of the ANTARES neutrino alerts have been running stably since 2010 and mid 2013 respectively. Beginning 2015, 150 and 7 alerts have been sent to the robotic telescopes TAROT and ROTSE, and to the XRT telescope on board of the *Swift* satellite. The main advantage of the TAToO program is that it is able to send alerts within a few seconds after the neutrino detection with a precision better than  $0.5^\circ$  for high-energy neutrinos. Early follow-up has been performed for 42 alerts with delays as low as 17 seconds between the neutrino detection and the start of the acquisition of the first image. The image analysis has not yet discovered any transient sources associated with the selected high-energy neutrinos. Upper limits on the magnitude of possible transient sources have been derived. Compared to detected GRB afterglow light curves, the very rapid response time has allowed stringent constraints on the GRB origin of individual neutrinos to be placed. Even if the response time of the XRT follow-up is larger, the early observations of the neutrino alerts have allowed the GRB origin for these 7 neutrinos to be excluded with a high confidence level.

## Acknowledgments

The authors acknowledge the financial support of the funding agencies: Centre National de la Recherche Scientifique (CNRS), Commissariat à l'énergie atomique et aux énergies alternatives (CEA), Commission Européenne (FEDER fund and Marie Curie Program), Région Ile-de-France (DIM-ACAV), Région Alsace (contrat CPER), Région Provence-Alpes-Côte d'Azur, Département du Var and Ville de La Seyne-sur-Mer, France; Bundesministerium für Bildung und Forschung (BMBF), Germany; Istituto Nazionale di Fisica Nucleare (INFN), Italy; Stichting voor Fundamenteel Onderzoek der Materie (FOM), Nederlandse organisatie voor Wetenschappelijk Onderzoek (NWO), the Netherlands; Council of the President of the Russian Federation for young scientists and leading scientific schools supporting grants, Russia; National Authority for Scientific Research (ANCS), Romania; Ministerio de Ciencia e Innovación (MICINN), Prometeo of Generalitat Valenciana and MultiDark, Spain; Agence de l'Oriental and CNRST, Morocco. We also acknowledge the technical support of Ifremer, AIM and Foselev Marine for the sea operation and the CC-IN2P3 for the computing facilities. We gratefully acknowledge financial support from the OCEVU LabEx, France.

## References

- [1] T. Chiarusi and M. Spurio. High-energy astrophysics with neutrino telescopes. *European Physical Journal C*, 65:649–701, February 2010.
- [2] L. A. Anchordoqui and T. Montaruli. In Search of Extraterrestrial High-Energy Neutrinos. *Annual Review of Nuclear and Particle Science*, 60:129–162, November 2010.
- [3] C. Kouveliotou et al. Identification of two classes of gamma-ray bursts. *ApJ*, 413:L101–L104, August 1993.
- [4] A. A. Abdo et al. Gamma-ray Light Curves and Variability of Bright Fermi-detected Blazars. *ApJ*, 722:520–542, October 2010.
- [5] A. Burrows. Colloquium: Perspectives on core-collapse supernova theory. *Reviews of Modern Physics*, 85:245–261, January 2013.
- [6] M. Ageron et al. ANTARES: The first undersea neutrino telescope. *Nuclear Instruments and Methods in Physics Research A*, 656:11–38, November 2011.
- [7] A. Achterberg et al. First year performance of the IceCube neutrino telescope. *Astroparticle Physics*, 26:155–173, October 2006.



- [8] M. G. Aartsen et al. Evidence for High-Energy Extraterrestrial Neutrinos at the IceCube Detector. *Science*, 342:1, November 2013.
- [9] M. G. Aartsen et al. Observation of High-Energy Astrophysical Neutrinos in Three Years of IceCube Data. *Phys. Rev. Lett.*, 113(10):101101, September 2014.
- [10] S. Adrián-Martínez et al. Search for muon neutrinos from gamma-ray bursts with the ANTARES neutrino telescope using 2008 to 2011 data. *A&A*, 559:A9, November 2013.
- [11] S. Adrián-Martínez et al. Search for neutrino emission from gamma-ray flaring blazars with the ANTARES telescope. *Astroparticle Physics*, 36:204–210, August 2012.
- [12] S. Adrián-Martínez et al. A search for time dependent neutrino emission from microquasars with the ANTARES telescope. *Journal of High Energy Astrophysics*, 3:9–17, September 2014.
- [13] M. Ageron et al. The ANTARES telescope neutrino alert system. *Astroparticle Physics*, 35:530–536, March 2012.
- [14] A. Klotz, M. Boër, J. L. Atteia, and B. Gendre. Early Optical Observations of Gamma-Ray Bursts by the TAROT Telescopes: Period 2001–2008. *AJ*, 137:4100–4108, May 2009.
- [15] C. W. Akerlof et al. The ROTSE-III Robotic Telescope System. *PASP*, 115:132–140, January 2003.
- [16] D. N. Burrows et al. The Swift X-Ray Telescope. *Space Sci. Rev.*, 120:165–195, October 2005.
- [17] R. Abbasi et al. Searching for soft relativistic jets in core-collapse supernovae with the IceCube optical follow-up program. *A&A*, 539:A60, March 2012.
- [18] S. Adrián-Martínez et al. Searches for Point-like and Extended Neutrino Sources Close to the Galactic Center Using the ANTARES Neutrino Telescope. *ApJ*, 786:L5, May 2014.
- [19] E. Waxman and J. Bahcall. High Energy Neutrinos from Cosmological Gamma-Ray Burst Fireballs. *Phys. Rev. Lett.*, 78:2292–2295, March 1997.
- [20] P. Mészáros and E. Waxman. TeV Neutrinos from Successful and Choked Gamma-Ray Bursts. *Phys. Rev. Lett.*, 87(17):171102, October 2001.
- [21] C. D. Dermer and A. Atoyan. High-Energy Neutrinos from Gamma Ray Bursts. *Phys. Rev. Lett.*, 91(7):071102, August 2003.
- [22] S. Razzaque, P. Mészáros, and E. Waxman. High Energy Neutrinos from Gamma-Ray Bursts with Precursor Supernovae. *Phys. Rev. Lett.*, 90(24):241103, June 2003.
- [23] S. Ando and J. F. Beacom. Revealing the Supernova Gamma-Ray Burst Connection with TeV Neutrinos. *Phys. Rev. Lett.*, 95(6):061103, August 2005.
- [24] M. Böttcher, A. Reimer, K. Sweeney, and A. Prakash. Leptonic and Hadronic Modeling of Fermi-detected Blazars. *ApJ*, 768:54, May 2013.
- [25] J. A. Aguilar et al. A fast algorithm for muon track reconstruction and its application to the ANTARES neutrino telescope. *Astroparticle Physics*, 34:652–662, April 2011.
- [26] S. Adrián-Martínez et al. First Search for Point Sources of High-energy Cosmic Neutrinos with the ANTARES Neutrino Telescope. *ApJ*, 743:L14, December 2011.
- [27] D. J. White, E. J. Daw, and V. S. Dhillon. A list of galaxies for gravitational wave searches. *Classical and Quantum Gravity*, 28(8):085016, April 2011.
- [28] S. D. Barthelmy et al. The GRB coordinates network (GCN): A status report. In C. A. Meegan, R. D. Preece, and T. M. Koshut, editors, *Gamma-Ray Bursts, 4th Hunstville Symposium*, volume 428 of *American Institute of Physics Conference Series*, pages 99–103, May 1998.
- [29] E. Bertin and S. Arnouts. SExtractor: Software for source extraction. *A&AS, Supplement*, 117:393–404, June 1996.

- [30] E. Bertin. Automatic Astrometric and Photometric Calibration with SCAMP. In C. Gabriel, C. Arviset, D. Ponz, and S. Enrique, editors, *Astronomical Data Analysis Software and Systems XV*, volume 351 of *Astronomical Society of the Pacific Conference Series*, page 112, July 2006.
- [31] S. Arnouts and O. Ilbert. LePHARE: Photometric Analysis for Redshift Estimate. Astrophysics Source Code Library, August 2011.
- [32] N. Zacharias et al. The Naval Observatory Merged Astrometric Dataset (NOMAD). In *American Astronomical Society Meeting Abstracts*, volume 36 of *Bulletin of the American Astronomical Society*, page 1418, December 2004.
- [33] D. Tody. The IRAF Data Reduction and Analysis System. In D. L. Crawford, editor, *Instrumentation in astronomy VI*, volume 627 of *SPIE Conference Series*, page 733, January 1986.
- [34] D. J. Schlegel, D. P. Finkbeiner, and M. Davis. Maps of Dust Infrared Emission for Use in Estimation of Reddening and Cosmic Microwave Background Radiation Foregrounds. *ApJ*, 500:525–553, June 1998.
- [35] N. Gehrels et al. The Swift Gamma-Ray Burst Mission. *ApJ*, 611:1005–1020, August 2004.
- [36] P. A. Evans et al. 1SXPS: A Deep Swift X-Ray Telescope Point Source Catalog with Light Curves and Spectra. *ApJS*, 210:8, January 2014.
- [37] A. Moretti et al. The swift-XRT imaging performances and serendipitous survey. In *SPIE Conference Series*, volume 6688, page 0, September 2007.
- [38] M. R. Goad et al. Accurate early positions for Swift GRBs: enhancing X-ray positions with UVOT astrometry. *A&A*, 476:1401–1409, December 2007.
- [39] P. A. Evans, A. P. Beardmore, J. P. Osborne, and G. A. Wynn. The unusual 2006 dwarf nova outburst of GK Persei. *MNRAS*, 399:1167–1174, November 2009.
- [40] P. A. Evans et al. An online repository of Swift/XRT light curves of  $\gamma$ -ray bursts. *A&A*, 469:379–385, July 2007.
- [41] W. Voges et al. The ROSAT all-sky survey bright source catalogue. *A&A*, 349:389–405, September 1999.
- [42] P. A. Evans et al. Swift follow-up of IceCube triggers, and implications for the Advanced-LIGO era. *ArXiv e-prints*, January 2015.
- [43] P. Kumar and B. Zhang. The Physics of Gamma-Ray Bursts and Relativistic Jets. *ArXiv e-prints*, October 2014.
- [44] E. Waxman and J. Bahcall. High Energy Neutrinos from Cosmological Gamma-Ray Burst Fireballs. *Phys. Rev. Lett.*, 78:2292–2295, March 1997.
- [45] D. Guetta, M. Spada, and E. Waxman. On the Neutrino Flux from Gamma-Ray Bursts. *ApJ*, 559:101–109, September 2001.
- [46] S. Hümmer, M. Rügner, F. Spanier, and W. Winter. Simplified Models for Photohadronic Interactions in Cosmic Accelerators. *ApJ*, 721:630–652, September 2010.
- [47] P. Mészáros, K. Asano, and P. Veres. Gamma Ray Bursts: recent results and connections to very high energy Cosmic Rays and Neutrinos. *ArXiv e-prints*, September 2012.
- [48] S. Adrián-Martínez et al. Search for muon neutrinos from gamma-ray bursts with the ANTARES neutrino telescope using 2008 to 2011 data. *A&A*, 559:A9, November 2013.
- [49] S. Hümmer, P. Baerwald, and W. Winter. Neutrino Emission from Gamma-Ray Burst Fireballs, Revised. *Phys. Rev. Lett.*, 108(23):231101, June 2012.
- [50] N. Gehrels, E. Ramirez-Ruiz, and D. B. Fox. Gamma-Ray Bursts in the Swift Era. *ARA&A*, 47:567–617, September 2009.
- [51] A. Klotz. . *Paper in prep.*, 2015.

- [52] E. S. Rykoff et al. A Search for Untriggered GRB Afterglows with ROTSE-III. *ApJ*, 631:1032–1038, October 2005.
- [53] D. M. Coward et al. The Zadko Telescope: A Southern Hemisphere Telescope for Optical Transient Searches, Multi-Messenger Astronomy and Education. *Publications of the Astron. Soc. of Australia*, 27:331–339, September 2010.
- [54] V. Lipunov et al. Master Robotic Net. *Advances in Astronomy*, 2010:30, 2010.
- [55] V. Lipunov et al. MASTER global robotic net. In *Astronomical Society of India Conference Series*, volume 7 of *Astronomical Society of India Conference Series*, page 275, 2012.
- [56] O. Godet et al. The Chinese-French SVOM Mission: studying the brightest astronomical explosions. In *Society of Photo-Optical Instrumentation Engineers (SPIE) Conference Series*, volume 8443, page 1, September 2012.
- [57] D. Götz et al. The microchannel x-ray telescope for the gamma-ray burst mission SVOM. In *Society of Photo-Optical Instrumentation Engineers (SPIE) Conference Series*, volume 9144, page 23, July 2014.