

# Topological Field Theory Amplitudes for $A_{N-1}$ Fibration

---

**Amer Iqbal,<sup>a,b,c</sup> Ahsan Z. Khan<sup>a</sup> Babar A. Qureshi<sup>a</sup> Khurram Shabbir<sup>d</sup>  
Muhammad A. Shehper<sup>a</sup>**

<sup>a</sup>*Department of Physics, School of Science & Engineering, LUMS, D.H.A, Lahore, Pakistan*

<sup>b</sup>*Department of Mathematics, School of Science & Engineering, LUMS, D.H.A, Lahore, Pakistan*

<sup>c</sup>*Abdus Salam School of Mathematical Sciences, Government College University, Lahore, Pakistan*

<sup>d</sup>*Department of Mathematics, Government College University, Lahore, Pakistan*

**ABSTRACT:** We study the partition function  $\mathcal{N} = 1$  5D  $U(N)$  gauge theory with  $g$  adjoint hypermultiplets and show that for massless adjoint hypermultiplets it is equal to the partition function of a two dimensional topological field on a genus  $g$  Riemann surface. We describe the topological field theory by its amplitudes associated with cap, propagator and pair of pants. These basic amplitudes are open topological string amplitudes associated with certain Calabi-Yau threefolds in the presence of Lagrangian branes.

---

## Contents

<b>1</b>	<b>Introduction</b>	<b>1</b>
<b>2</b>	<b>5D Gauge Theory with <math>g</math> Adjoint Hypermultiplets</b>	<b>2</b>
<b>3</b>	<b>TFT Amplitudes for Local Curve: A Review</b>	<b>5</b>
3.1	Cap and Propagator Amplitude	6
3.1.1	$\mathcal{O}(n-2) \oplus \mathcal{O}(-n) \mapsto \mathbb{P}^1$	7
3.1.2	$\mathcal{O}(-n) \oplus \mathcal{O}(n) \mapsto T^2$	7
3.2	Pair of pants amplitude	7
3.3	Genus creating operator	8
<b>4</b>	<b>TFT Amplitudes for <math>A_{N-1}</math> fibration: The Unrefined Case</b>	<b>9</b>
4.1	The Cap	10
4.2	The Propagator	12
4.3	The Pair of Pants	13
4.3.1	Example 1: $A_{N-1}$ fibred over $\mathbb{P}^1$	14
4.3.2	Example 2: $A_{N-1}$ fibred over $T^2$	15
4.3.3	Example 3: $A_{N-1}$ fibred over $\Sigma_g$	16
<b>5</b>	<b>TFT Amplitudes for <math>A_{N-1}</math> fibration: The Refined Case</b>	<b>16</b>
5.1	The Cap Amplitudes	17
5.2	The Propagator, the Pair of Pants and the Genus Creating Operator	18
5.2.1	Example 1: $A_{N-1}$ fibration over $\mathbb{P}^1$	19
5.2.2	Example 2: $A_{N-1}$ fibration over genus $g$	19
5.3	Beyond Topological	20
<b>6</b>	<b>Conclusions</b>	<b>20</b>

---

## 1 Introduction

The engineering of supersymmetric gauge theories in string theory has provided quite an amazing web of dualities connecting these theories. In recent years some supersymmetric indices associated with supersymmetric gauge theories have been related to two dimensional topological field theories [1–6]. It was shown in [7, 8] that the topological string partition function of a Calabi-Yau threefold which is a  $\mathbb{C}^2$  bundle over genus  $g$  Riemann surface in a certain limit can be obtained from

a two dimensional topological field theory on the genus  $g$  Riemann surface. It was shown in [8] that the topological field theory amplitudes are given by open string amplitudes associated with certain Calabi-Yau threefolds and that the underlying two dimensional topological field theory is  $q$ -deformed Yang-Mills.

The Calabi-Yau threefold which is a  $\mathbb{C}^2$  fibration over genus  $g$  Riemann surface gives rise to, via geometric engineering,  $U(1)$  gauge theory with  $g$  adjoint hypermultiplets. In this paper we generalize this picture to the case of  $U(N)$  gauge theory with  $g$  adjoint hypermultiplets and show that the supersymmetric partition function of this gauge theory can be built using two dimensional topological field theory rules from certain amplitudes. Just like in the  $U(1)$  case these amplitudes, which are the building blocks of the gauge theory partition function, are the open topological string amplitudes associated with certain Calabi-Yau threefolds. These Calabi-Yau threefolds are pieces of the Calabi-Yau threefolds which is a fibration over a genus  $g$  curve with fibers which are resolution of  $A_{N-1}$  singularity. By splitting the base genus  $g$  curve into cap, propagator and pair of pants we get a corresponding decomposition of the Calabi-Yau threefold into pieces which are  $A_{N-1}$  fibration over the cap, propagator and the pair of pants. The open string amplitudes obtained by placing branes on the boundaries of these pieces give the corresponding TFT like amplitudes. The two dimensional TFT to which these amplitudes belong is just the quiver  $q$ -deformed Yang-Mills. The topological string partition function for the  $A_1$  fibration over a genus  $g$  curve was discussed in [9] and a conjecture for the  $N > 2$  was made. Our results are consistent with theirs for the unrefined case.

The paper is organized as follows. In section two we discuss the partition function of the  $U(N)$  gauge theory with  $g$  adjoint hypermultiplets. In section three we review the case of the TFT amplitudes for the  $U(1)$  case. In section 4 we discuss the TFT amplitudes for the  $U(N)$  case but for the omega background with  $\epsilon_1 + \epsilon_2 = 0$  i.e., the unrefined case. In section 5 we generalize results of section 4 and discuss the refined TFT amplitudes. Notation and definitions needed for some formulas are given in appendix A.

## 2 5D Gauge Theory with $g$ Adjoint Hypermultiplets

The 5D gauge theory with  $U(N)$  gauge group and  $g$  adjoint hypermultiplets can be geometrically engineered by taking M-theory compactified on a Calabi-Yau threefold which is an  $A_{N-1}$  singularity fibred over a genus  $g$  curve [10, 11]. The partition function of this theory is given by an equivariant index on the instanton moduli space and can be obtained using Nekrasov's instanton calculus. The case of  $N = 1$  was discussed in [12] and we generalize their result for  $N > 1$ . Let us denote by  $M_{N,k}$  the  $U(N)$  instanton moduli space of charge  $k$ .  $M_{N,K}$  is given by a hyper-Kähler

quotient with  $\dim_{\mathbb{R}}(M(N, k)) = 4Nk$  and is defined through the following quotient:

$$\mathcal{M}_{N,k}/U(k) \quad (2.1)$$

where

$$\mathcal{M}_{N,k} = \{(B_1, B_2, i, j) \mid [B_1, B_2] + ij = 0, [B_1, B_1^\dagger] + [B_2, B_2^\dagger] - ii^\dagger - jj^\dagger = \zeta Id\}$$

and  $B_{1,2} \in \text{End}(\mathbb{C}^k)$ ,  $i \in \text{Hom}(\mathbb{C}^k, \mathbb{C}^N)$ ,  $j \in \text{Hom}(\mathbb{C}^N, \mathbb{C}^k)$ . The  $U(k)$  action is defined as

$$g(B_1, B_2, i, j) = (gB_1g^{-1}, gB_2g^{-1}, gi, jg^{-1}). \quad (2.2)$$

$M(N, k)$  has a  $U(1)^N \times U(1)_{e_1} \times U(1)_{e_2}$  action defined on it:

$$(B_1, B_2, i, j) \mapsto (e^{i\epsilon_1} B_1, e^{i\epsilon_2} B_2, i e^{-1}, e j), \quad (2.3)$$

where  $e = \text{diag}(e_1, e_2, \dots, e_N)$ . As was shown in [13] the fixed points of this action are in one-to-one correspondence with  $N$ -tuples of partitions  $(\nu_1, \dots, \nu_N)$  such that  $|\nu_1| + \dots + |\nu_N| = k$ , where  $|\nu|$  denotes the sum of the parts of the partition  $\nu$ . At a fixed point labelled by  $(\nu_1, \nu_2, \dots, \nu_N)$  the weights of the  $U(1)^{N+2}$  action on the tangent bundle, denoted by  $w_a$ , are given by

$$\sum_a e^{w_a} = \sum_{\alpha, \beta=1}^N e_\beta e_\alpha^{-1} \left( \sum_{(i,j) \in \nu_\alpha} q^{-(\nu_{\beta,j}^t - i)} t^{-(\nu_{\alpha,i} - j + 1)} + \sum_{(i,j) \in \nu_\beta} q^{\nu_{\alpha,j}^t - i + 1} t^{\nu_{\beta,i} - j} \right). \quad (2.4)$$

Denote by  $E_{N,k}^g$  the following vector bundle on  $M_{N,k}$ :

$$E_{N,k}^g = \mathcal{V}_g \otimes \mathcal{L}_{g,p}. \quad (2.5)$$

In the above equation  $\mathcal{V}_g = (T^* M_{N,k})^{\oplus g}$  is the direct sum of  $g$  copies of the cotangent bundle,  $\mathcal{L}_{g,p} = \det(W_{N,k})^{\otimes(1-g-p)}$  where  $W_{N,k}$  is the tautological bundle over  $M(N, k)$ . The bundle  $\mathcal{L}_{g,p}$  introduces the Chern-Simons coefficient in the partition function. The partition function of the  $U(N)$  gauge theory with  $g$  adjoint hypermultiplets is then given by:

$$Z_N^g = \sum_{k \geq 0} Q \bullet Z_{N,k}^g, \quad (2.6)$$

$$Z_{N,k}^g = \int_{M_{N,k}} \text{Ch}(\mathcal{L}_{g,p}) \text{Ch}_{\vec{y}}(\mathcal{V}_g) \text{Td}(M_{N,k}).$$

Where  $\text{Td}(X)$  is the Todd class of  $X$  and  $\text{Ch}_{\vec{y}}(V) = \prod_{a=1}^g \prod_{i=1}^s (1 - y_a e^{-\tilde{x}_i})$  is defined in terms of the  $\tilde{x}_i$ , the Chern roots of  $V$ . Integral over  $M_{N,k}$  is calculated using

equivariant action of  $T^{N+2}$  on  $M_{N,k}$ .  $Z_{N,k}^g$  gets contribution from the fixed points of  $T^{N+2}$  action of  $M_{N,k}$  which are labelled by  $N$ -tuple of partitions  $\{\nu_1, \dots, \nu_N\}$ ,

$$Z_{N,k}^g = \sum_{|\vec{\nu}|=k} Z_{N,\vec{\nu}}^g, \quad Z_{N,\vec{\nu}}^g = f_{\vec{\nu}}^{p+g-1} \prod_{\alpha,\beta=1}^N \frac{\prod_{a=1}^g N_{\nu_\alpha \nu_\beta}(y_a Q_{\beta\alpha})}{N_{\nu_\alpha \nu_\beta}(y_a Q_{\beta\alpha})} \quad (2.7)$$

where  $N_{\lambda\mu}(x)$  is the Nekrasov factor defined as

$$N_{\lambda\mu}(x) = \prod_{(i,j) \in \lambda} (1 - x q^{-\mu_j^t + i} t^{-\lambda_i + j - 1}) \times \prod_{(i,j) \in \mu} (1 - x q^{\lambda_j^t - i + 1} t^{\mu_i - j}) \quad (2.8)$$

and  $\{Q_{\alpha\beta}, y_a\} = \{e_\alpha e_\beta^{-1}, e^{2\pi i m_a}\}$ .  $\{m_a \mid a = 1, \dots, g\}$  are the masses of the adjoint hypermultiplets. We have defined parameters  $q$  and  $t$  such that  $(q, t) = (e^{i\epsilon_1}, e^{-i\epsilon_2})$ .  $\{e_\alpha, q, t\}$  then are the parameters associated with the  $T^{N+2}$  equivariant action on  $M_{N,k}$ . The factor  $f_{\vec{\nu}}^{p+g-1}$  is the weight of the line bundle  $\mathcal{L}_{g,p}$  as is given by,

$$f_{\vec{\nu}}^{p+g-1} := \prod_{\alpha=1}^N (e_\alpha^{-|\nu_\alpha|} t^{\frac{\|\nu^t\|^2}{2}} q^{-\frac{\|\nu\|^2}{2}})^{p+g-1}. \quad (2.9)$$

It is a product of factors corresponding to each of the Cartan  $U(1)$ 's given in [12].

After some simplification the partition function given in Eq.(2.6) can be written as

$$Z_N^g(\mathbf{m}, \epsilon_1, \epsilon_2) = \sum_{\vec{\nu}} \tilde{Q}^{|\vec{\nu}|} f_{\vec{\nu}}^{p+g-1} \frac{\prod_{a=1}^g L_{\vec{\nu}}(y_a) R_{\vec{\nu}}(y_a)}{L_{\vec{\nu}}(1) R_{\vec{\nu}}(1)} \quad (2.10)$$

where

$$\begin{aligned} \tilde{Q} &= Q_\bullet (-1)^{(g-1)N} \left( \prod_{a=1}^g y_a \right)^N \left( \frac{q}{t} \right)^{\frac{g-1}{2}N} \\ L_{\vec{\nu}}(y) &= \prod_{(i,j) \in \nu_\alpha} [h_{\alpha\alpha}(i,j)]_{y^{-1}} \prod_{\alpha < \beta} \left( \prod_{(i,j) \in \nu_\alpha} [h_{\alpha\beta}(i,j)]_{y^{-1} Q_{\alpha\beta}} \prod_{(i,j) \in \nu_\beta} [-\tilde{h}_{\beta\alpha}(i,j)]_{y^{-1} Q_{\alpha\beta}} \right) \\ R_{\vec{\nu}}(y) &= \prod_{\alpha=1}^N \prod_{(i,j) \in \nu_\alpha} [\tilde{h}_{\alpha\alpha}(i,j)]_y \prod_{\alpha < \beta} \left( \prod_{(i,j) \in \nu_\alpha} [\tilde{h}_{\alpha\beta}(i,j)]_{y Q_{\alpha\beta}} \prod_{(i,j) \in \nu_\beta} [-h_{\beta\alpha}(i,j)]_{y Q_{\alpha\beta}} \right). \end{aligned}$$

$L_{\vec{\nu}}$  and  $R_{\vec{\nu}}$  are defined in terms of relative hook lengths and quantum numbers which are defined as

$$\begin{aligned} h_{\alpha\beta}(i,j) &= (\nu_{\alpha,i} - j + 1) - \frac{\epsilon_2}{\epsilon_1} (\nu_{\beta,j}^t - i), \quad \tilde{h}_{\alpha\beta}(i,j) = h_{\alpha\beta}(i,j) - 1 - \frac{\epsilon_2}{\epsilon_1} \\ [x] &= q^{x/2} - q^{-x/2}, \quad [x]_Q = Q^{\frac{1}{2}} q^{x/2} - Q^{-\frac{1}{2}} q^{-x/2}. \end{aligned}$$

In the limit  $m_a \mapsto 0$  we get

$$Z_N^g(\mathbf{0}, \epsilon_1, \epsilon_2) = \sum_{\vec{\nu}} \tilde{Q}^{|\vec{\nu}|} f_{\vec{\nu}}^{p+g-1} (L_{\vec{\nu}}(1) R_{\vec{\nu}}(1))^{g-1}, \quad (2.11)$$

and since for  $\epsilon_2 = -\epsilon_1$  we have  $R_{\vec{\nu}} = L_{\vec{\nu}}$  therefore the partition function becomes,

$$Z_N^g(\mathbf{0}, \epsilon_1, -\epsilon_1) = \sum_{\vec{\nu}} \tilde{Q}^{|\vec{\nu}|} f_{\vec{\nu}}^{p+g-1} L_{\vec{\nu}}^{2g-2}. \quad (2.12)$$

In the section 4 and section 5 we will see that  $Z_N^g(\mathbf{0}, \epsilon_1, \epsilon_2)$  is precisely given by a topological field theory construction with TFT amplitudes being given by certain open topological string amplitudes.

### 3 TFT Amplitudes for Local Curve: A Review

In this section we will review, following [7, 8], the case of the local curve i.e., a Calabi-Yau threefold which is a rank two bundle over a curve of genus  $g$  which corresponds to  $N = 1$ . We denote by  $X_g$  the Calabi-Yau threefold which is the total space of  $L_1 \oplus L_2 \mapsto \Sigma_g$ .  $L_1$  and  $L_2$  are line bundles on  $\Sigma_g$ , the genus  $g$  Riemann surface, of degree  $d_1$  and  $d_2$  respectively.  $X$  is a Calabi-Yau threefold if

$$d_1 + d_2 = 2g - 2.$$

A well known  $g = 0$  case of this is the  $\mathcal{O}(-1) \oplus \mathcal{O}(-1) \mapsto \mathbb{P}^1$ , the resolved conifold. The general  $g = 1$  case  $\mathcal{O}(p) \oplus \mathcal{O}(-p) \mapsto T^2$  was also discussed in [14].

The Riemann surface  $\Sigma_g$  can be obtained by gluing certain number of pair of pants, cylinders (which we will call the propagator) and the caps. When the Riemann surface is split into these basic building blocks the Calabi-Yau threefold in which the Riemann surface is embedded also splits into Calabi-Yau threefolds with boundaries. By placing Lagrangian branes on these boundaries of the Calabi-Yau threefold building blocks the amplitudes associated with each of these basic building blocks can be obtained using the open topological strings. This was the point of view taken in [8]. The amplitudes associated with the building blocks, coming from topological open strings amplitudes, can also be considered as amplitudes of a two dimensional QFT on a Riemann surface with boundaries. For the case of A-model amplitudes it was shown in [8] that this 2D QFT is related to two dimensional q-deformed Yang-Mills theory.

If  $\Sigma_{g,h}$  is a Riemann surface of genus  $g$  with  $h$  boundaries in the Calabi-Yau threefold  $L_1 \oplus L_2 \mapsto \Sigma_{g,h}$  then the Calabi-Yau condition requires that [7]

$$d_1 + d_2 = 2g - 2 + h. \quad (3.1)$$

In this section and later we will be using web diagrams to represent Calabi-Yau threefolds and Lagrangian branes. The relation between degeneration loci of toric Calabi-Yau threefolds and web diagrams was clarified and discussed in detail in [15] and also reviewed in [16]. The role and description of Lagrangian branes in toric Calabi-Yau threefolds was discussed in [17]. We refer the reader to these papers for a discussion of toric Calabi-Yau threefolds and Lagrangina branes in them.

### 3.1 Cap and Propagator Amplitude

For the case of the cap we have  $(g, h) = (0, 1)$  therefore  $d_1 + d_2 = -1$ . We denote cap with degrees  $(d_1, d_2)$  by  $C^{(d_1, d_2)}$ . Following the conventions of [8] the cap amplitudes corresponding to  $C^{(0, -1)}$  and  $C^{(-1, 0)}$  are given by

$$Z_C^{(0, -1)}(U) = \sum_{\lambda} C_{\lambda\emptyset\emptyset} \text{Tr}_{\lambda} U, \quad Z_C^{(-1, 0)}(U) = \sum_{\lambda} C_{\lambda\emptyset\emptyset} q^{-\frac{\kappa(\lambda)}{2}} \text{Tr}_{\lambda} U, \quad (3.2)$$

where  $C_{\lambda\mu\nu}$  is the topological vertex [16] defined in Eq.(6.2) of Appendix B. In the above equations the holonomy on the boundary has been denoted by  $U$ . The cap amplitudes given above are open topological string amplitudes corresponding to the two toric geometries shown in Fig. 1.



**Figure 1:** Two caps in  $\mathbb{C}^3$  with different framing.

The two toric geometries shown in Fig. 1(a) and Fig. 1(b) differ from each other by an  $SL(2, \mathbb{Z})$  transformation on the fibred torus which changes the framing of the Lagrangian brane. This change in framing appears as the factor  $q^{-\frac{\kappa(\lambda)}{2}}$  in the amplitude associated with  $C^{(-1, 0)}$ .

In the case that the Riemann surface is a cylinder so that  $(g, h) = (0, 2)$  we have  $d_1 + d_2 = 0$ . We will denote the corresponding amplitude by  $A^{(k, -k)}$ . Since gluing a cylinder  $A^{(0, 0)}$  to either of the caps  $C^{(-1, 0)}$  or  $C^{(0, -1)}$  should not change the caps, the amplitude associated with  $A^{(0, 0)}$  is

$$Z_A^{(0, 0)}(U_1, U_2) = \sum_{\lambda} \text{Tr}_{\lambda} U_1 \text{Tr}_{\lambda} U_2, \quad (3.3)$$

where  $U_1$  and  $U_2$  are the holonomies on the two boundaries of  $A^{(0, 0)}$ .  $A^{(-k, k)}$  can be obtained from  $A^{(0, 0)}$  by an  $SL(2, \mathbb{Z})$  on the torus fibration of the Calabi-Yau threefold. This  $SL(2, \mathbb{Z})$  transformation changes the framing of the Lagrangian branes and gives an addition factor related to the framing in the amplitude for  $A^{(-k, k)}$  as compared with the amplitude  $A^{(0, 0)}$ ,

$$Z_A^{(-k, k)}(U_1, U_2) = \sum_{\lambda} q^{-k\frac{\kappa(\lambda)}{2}} \text{Tr}_{\lambda} U_1 \text{Tr}_{\lambda} U_2. \quad (3.4)$$

As discussed in [8] we can insert an additional factor if the propagator (the cylinder) is has length  $t$ ,

$$Z_A^{(-k, k)}(U_1, U_2) = \sum_{\lambda} e^{-t|\lambda|} q^{-k\frac{\kappa(\lambda)}{2}} \text{Tr}_{\lambda} U_1 \text{Tr}_{\lambda} U_2.$$

The cap  $C^{(-k,k-1)}$  can be obtained by gluing  $C^{(0,-1)}$  and  $A^{(-k,k)}$  and has corresponding amplitude

$$Z_C^{(-k,k-1)} = \sum_{\lambda} C_{\lambda\emptyset\emptyset} q^{-k\frac{\kappa(\lambda)}{2}} \text{Tr}_{\lambda} U. \quad (3.5)$$

### 3.1.1 $\mathcal{O}(n-2) \oplus \mathcal{O}(-n) \mapsto \mathbb{P}^1$

Since the degrees of the bundles add under gluing of the base curves, we can construct the  $\mathcal{O}(n-2) \oplus \mathcal{O}(-n) \mapsto \mathbb{P}^1$  by gluing  $C^{(-m,m-1)}$ ,  $A^{(-k,k)}$  and  $C^{(-p,p-1)}$  such that  $m+k+p=2-n$ . The corresponding partition function is indeed the topological string partition function of  $\mathcal{O}(n-2) \oplus \mathcal{O}(-n) \mapsto \mathbb{P}^1$  obtained from the topological vertex:

$$\begin{aligned} Z_{\mathbb{P}^1}^{(n-2,-n)} &= \int dU dV Z_C^{(-m,m-1)}(U) Z_A^{(-k,k)}(U^{-1}, V) Z_C^{(-p,p-1)}(V^{-1}), \\ &= \sum_{\lambda} e^{-t|\lambda|} C_{\lambda\emptyset\emptyset} C_{\lambda\emptyset\emptyset} q^{-(m+p+k)\frac{\kappa(\lambda)}{2}} = \sum_{\lambda} e^{-t|\lambda|} C_{\lambda\emptyset\emptyset} C_{\lambda^t\emptyset\emptyset} q^{(n-1)\frac{\kappa(\lambda)}{2}}. \end{aligned}$$

### 3.1.2 $\mathcal{O}(-n) \oplus \mathcal{O}(n) \mapsto T^2$

This can be obtained from just the propagator glued to itself. The corresponding partition function was discussed in detail in [14] and is given by

$$\begin{aligned} Z_{T^2}^{(-n,n)} &= \int dU Z_A^{(-n,n)}(U^{-1}, U), \\ &= \sum_{\lambda} e^{-t|\lambda|} q^{-n\frac{\kappa(\lambda)}{2}}. \end{aligned} \quad (3.6)$$

## 3.2 Pair of pants amplitude

For the Riemann surface corresponding to the pair of pants  $(g, h) = (0, 3)$  and hence  $d_1 + d_2 = 1$ . The pair of amplitude can be written as,

$$Z_H^{(k,1-k)}(\vec{U}) = \sum_{\lambda\mu\nu} Z_{\lambda\mu\nu}^{(k,1-k)} \text{Tr}_{\lambda} U_1 \text{Tr}_{\mu} U_2 \text{Tr}_{\nu} U_3.$$

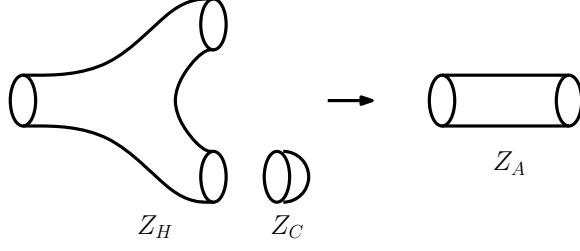
The gluing of pair of pants with a cap gives the propagator as shown in Fig. 2 and this can be expressed as

$$\int dU_3 Z_H^{(k,1-k)}(\vec{U}) Z_C^{(-m,m-1)}(U_3) = Z_A^{(k-m,m-k)}(U_1, U_2).$$

Eq.(3.4) and Eq.(3.5) together with the above equation determines the pair of pants amplitude completely and it is given by,

$$Z_H^{(k,1-k)}(\vec{U}) = \sum_{\lambda} \frac{q^{k\frac{\kappa(\lambda)}{2}}}{C_{\lambda\emptyset\emptyset}} \text{Tr}_{\lambda} U_1 \text{Tr}_{\lambda} U_2 \text{Tr}_{\lambda} U_3. \quad (3.7)$$





**Figure 2:** Gluing pair of pants and cap to obtain the propagator.

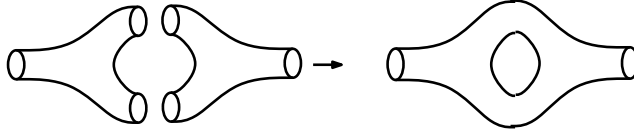
### 3.3 Genus creating operator

The amplitude associated with the handle  $(g, h) = (1, 2)$  is also the matrix element of the genus creating operator. This amplitude can be obtained by gluing two pair of pants amplitudes as shown in Fig. 3 below,

$$\int dU_2 dU_3 Z_H^{(k_1, 1-k_1)}(U, U_2, U_3) Z_H^{(k_2, 1-k_2)}(U_2, U_3, V) = G^{(k_1+k_2, 2-k_1-k_2)}(U, V) \quad (3.8)$$

Using Eq.(3.7) in the above equation we get,

$$G^{(k, 2-k)}(U, V) = \sum_{\lambda} \frac{q^{k \frac{\kappa(\lambda)}{2}}}{C_{\lambda \emptyset \emptyset}^2} \text{Tr}_{\lambda} U \text{Tr}_{\lambda} V. \quad (3.9)$$



**Figure 3:** Gluing two pair of pants gives the amplitude associated with the genus creating operator.

If we denote the genus creating operator by  $\widehat{G}^{(k, 2-k)}$  then its matrix element is given by,

$$\langle \lambda | \widehat{G}^{(k, 2-k)} | \mu \rangle = \delta_{\lambda \mu} \frac{q^{k \frac{\kappa(\lambda)}{2}}}{C_{\lambda \emptyset \emptyset}^2} \quad (3.10)$$

Using the operator  $\widehat{G}^{(k, 2-k)}$  we can write down the partition function associated with a genus  $g$  surface as a matrix element of product of genus creating operators with various framings. This essentially follows from the decomposition of the genus  $g$  surface into  $g$  handles and two caps,

$$\begin{aligned} Z_g &= \langle C^a | \underbrace{\widehat{G}^{(k_1, 2-k_1)} \widehat{G}^{(k_2, 2-k_2)} \dots \widehat{G}^{(k_g, 2-k_g)}}_{g \text{ times}} | C^b \rangle \\ &= \sum_{\lambda} \frac{q^{f \frac{\kappa(\lambda)}{2}}}{C_{\lambda \emptyset \emptyset}^{2g-2}} \end{aligned}$$

where  $f = \sum_{i=1}^g k_i - a - b$  and  $\langle \lambda | C^a \rangle = C_{\lambda \emptyset \emptyset} q^{-a \frac{\kappa(\lambda)}{2}}$ .

Another way in which a genus  $g$  Riemann surface can be obtained from handles is to decompose it into  $g - 1$  handles and one propagator (cylinder). In this case the partition function is the same as before since the underlying theory is topological and does not care how the Riemann surface is decomposed,

$$\begin{aligned} Z_g &= \text{Tr} \left( \underbrace{\widehat{G}^{(k_1, 2-k_1)} \widehat{G}^{(k_2, 2-k_2)} \dots \widehat{G}^{(k_{g-1}, 2-k_{g-1})}}_{g-1 \text{ times}} \widehat{P}_k \right) \\ &= \sum_{\lambda} \frac{q^{f \frac{\kappa(\lambda)}{2}}}{C_{\lambda \emptyset \emptyset}^{2g-2}} \end{aligned} \quad (3.11)$$

where  $f = \sum_{i=1}^{g-1} k_i - k$  and  $\widehat{P}_k$  is the operator corresponding to the framed propagator with matrix element  $\langle \lambda | \widehat{P}_k | \mu \rangle = \delta_{\lambda \mu} q^{-k \frac{\kappa(\lambda)}{2}}$ .

The partition function given by Eq.(2.12) for  $N = 1$  becomes,

$$Z_{N=1}^g(\mathbf{0}, \epsilon_1, -\epsilon_1) = \sum_{\nu} (\widetilde{Q} e_1^{-p-g+1})^{|\nu|} \frac{q^{-p \frac{\kappa(\nu)}{2}}}{C_{\emptyset \emptyset \nu}^{2g-2}}.$$

Comparing the above with Eq.(3.11) we see that two partition functions are the same for  $\widetilde{Q} e_1^{-p-g+1} = 1$  and  $f = -p$ .

## 4 TFT Amplitudes for $A_{N-1}$ fibration: The Unrefined Case

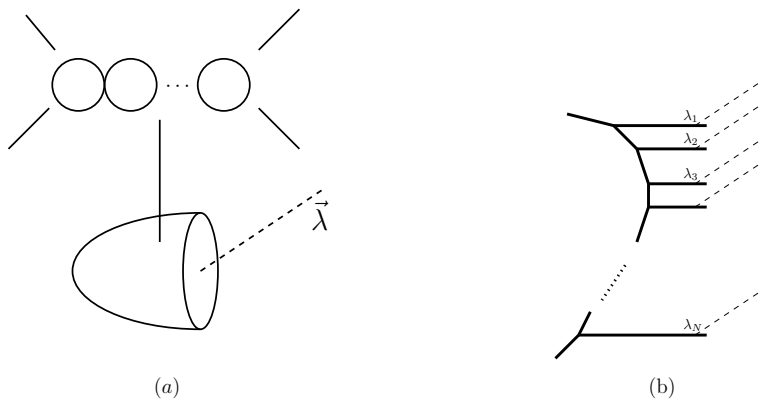
In the last section we reviewed the case of local curve and saw that the open string amplitudes can be thought of as TFT amplitudes associated with various pieces of a Riemann surface. The partition function associated with the genus  $g$  curve obtained from these TFT amplitudes is equal to the supersymmetric partition function of the  $U(1)$  gauge theory with  $g$  massless adjoint hypermultiplets. In this section we generalize this result to the case of  $U(N)$  gauge theory with  $g$  massless adjoint hypermultiplets and show that the partition function of this theory can be obtained from TFT like amplitudes by gluing cap, propagator and pair of pants to form a genus  $g$  Riemann surface.

The TFT like amplitudes associated with cap, propagator and pair of pants in the  $U(N)$  case as well are given by open string amplitudes on a Calabi-Yau threefold which is a fibration of resolved  $A_{N-1}$  singularity over the cap, propagator and the pair of pant respectively. We will denote this Calabi-Yau threefold by  $X_C^N$ ,  $X_A^N$  and  $X_H^N$  respectively. The three amplitudes can then be used to determine partition function associated with any Riemann surface with or without boundary. The Calabi-Yau threefolds  $X_C^N$ ,  $X_A^N$  and  $X_H^N$  have boundaries and therefore one can associate open topological string amplitudes with these pieces.

In this section we will consider the unrefined case so that  $\epsilon_2 = -\epsilon_1$ . The refined case and its amplitudes will be discussed in section V.

## 4.1 The Cap

The Calabi-Yau threefold corresponding to the cap is  $A_{N-1} \times \mathbb{C}$  with boundary of Lagrangian branes on  $\mathbb{C}$ . We place  $N$  stacks of Lagrangian branes with topology  $S^1 \times \mathbb{R}^2$  in this geometry such that the  $S^1$  of the Lagrangian branes wraps the topologically trivial  $S^1$  in  $\mathbb{C}$  and  $\mathbb{R}^2$  extends in the resolved  $A_{N-1}$  direction as shown in Fig. 4.



**Figure 4:** (a)  $\text{Cap} \times A_{N-1}$  with a stack of Lagrangian brane on the boundary of the cap. (b) The toric geometry of  $\text{Cap} \times A_{N-1}$  with Lagrangian branes giving the cap amplitude.

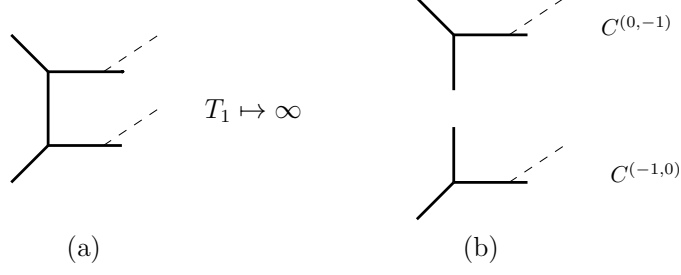
The caps in the geometry are labelled by  $N$  pairs of numbers  $(k_{a,1}, k_{a,2})$  such that  $k_{a,1} + k_{a,2} = -1$ . However, these numbers are not independent of each other, since the various  $\mathbb{P}^1$ 's in the fiber are glued together, and are determined by a single  $k$  such that

$$\begin{aligned} \underline{\mathbf{k}} &:= (k_{a,1}, k_{a,2}) \\ &= (-k + 1, k - 1) + (a - 2, -a + 1) = (-k + a - 1, k - a), \quad a = 1, \dots, N. \end{aligned} \quad (4.1)$$

In the above equation the factor  $(-k + 1, k - 1)$  comes from choosing a reference framing for the first curve and the factor  $(a - 2, -a + 1)$  is the intrinsic framing of the curve in our convention. To see this lets us consider the case of  $N = 2$  in which the  $A_1$  geometry is shown in Fig. 5(a). If we take the size of the fiber  $\mathbb{P}^1$  to infinity then the geometry decomposes into two patches each one a  $\mathbb{C}^3$ . From Fig. 5(b) we see that these two patches along with Lagrangian branes on them corresponds to the two caps shown in Fig. 1 with framing given by  $(a - 2, -a + 1)$  for  $a = 1, 2$  [16].

The corresponding cap amplitude can be calculated using the topological vertex associating framing determined by Eq.(4.1) with each horizontal line and is given by,

$$Z_{C^k}(\mathbf{U}) = \sum_{\vec{\lambda}} Z_{\vec{\lambda}}^k \text{Tr}_{\vec{\lambda}} \mathbf{U}. \quad (4.2)$$



**Figure 5:** (a) The geometry corresponding to cap amplitude for  $N = 2$ . (b) In the limit  $T \mapsto \infty$  this geometry splits into two patches each a  $\mathbb{C}^3$  with two Lagrangian branes on them with different relative framing.

We have denoted the set of  $N$  partitions  $\{\lambda_1, \lambda_2, \dots, \lambda_N\}$  by  $\vec{\lambda}$ ,  $\text{Tr}_{\vec{\lambda}} \mathbf{U} = \prod_{a=1}^N \text{Tr}_{\lambda_a} U_a$  and

$$Z_{\vec{\lambda}}^k = \sum_{\vec{\mu}} \left( \prod_{i=1}^{N-1} Q_i^{|\mu_i|} \right) C_{\emptyset \mu_1 \lambda_1} C_{\mu_1^t \mu_2 \lambda_2} \cdots C_{\mu_{N-1} \emptyset \lambda_N}, \quad (4.3)$$

where  $T_i = -\ln(Q_i)$  are the complexified Kähler parameters associated with the fiber  $\mathbb{P}^1$ 's. Using the expression for the refined topological vertex given by Eq.(6.2) and the Schur function identities given in Eq.(6.4) we can write the open string amplitude in Eq.(4.3) as a product,

$$Z_{\vec{\lambda}}^k = G_{\vec{\lambda}} \frac{\prod_{a=1}^N \left( q^{(-k+a-1) \frac{\kappa(\lambda_a)}{2}} C_{\lambda_a \emptyset \emptyset} \right)}{\prod_{1 \leq a < b \leq N} N_{\lambda_a \lambda_b}(Q_{ab}, \epsilon)}, \quad (4.4)$$

where  $Q_{ab} = Q_a Q_{a+1} \cdots Q_{b-1}$  and we have defined an overall factor given by,

$$G_{\vec{\lambda}} = \left( \prod_{\alpha < \beta} Q_{\alpha\beta}^{\frac{|\lambda_\alpha| + |\lambda_\beta|}{2}} \right) \left( \prod_{\alpha=1}^N e^{-|\lambda_\alpha|} \right)^{k - \frac{N}{2}}, \quad (4.5)$$

which can be absorbed by redefining the holonomies but we will not do so for later convenience.

Using the following identities,

$$C_{\lambda_a \emptyset \emptyset} = q^{\frac{\kappa(\lambda_a)}{4}} \prod_{(i,j) \in \lambda_a} [h(i,j)]^{-1} \quad (4.6)$$

$$\prod_{1 \leq a < b \leq N} N_{\lambda_a \lambda_b}(Q_{ab}, \epsilon) = q^{\sum_{a=1}^N (a - \frac{N+1}{2}) \frac{\kappa(\lambda_a)}{2}} \prod_{1 \leq a < b \leq N} Q_{ab}^{\frac{|\lambda_a| + |\lambda_b|}{2}} \prod_{(i,j) \in \lambda_a} [h_{\lambda_a \lambda_b}]_{Q_{ba}} \prod_{(i,j) \in \lambda_b} [-h_{\lambda_b \lambda_a}]_{Q_{ba}}$$

we can write Eq.(4.4) as

$$Z_{\vec{\lambda}}^k = \frac{f_{\vec{\lambda}}^{k - \frac{N}{2}}}{L_{\vec{\lambda}}(1)} \quad (4.7)$$

with

$$f_{\vec{\lambda}} := \left( \prod_{\alpha=1}^N e_{\alpha}^{-|\lambda_{\alpha}|} q^{-\frac{\kappa(\lambda_{\alpha})}{2}} \right). \quad (4.8)$$

Thus the amplitude associated with the cap with framing  $k$  is,

$$Z_{C^k}(\mathbf{U}) = \sum_{\vec{\lambda}} \frac{f_{\vec{\lambda}}^{k-\frac{N}{2}}}{L_{\vec{\lambda}}(1)} \text{Tr}_{\vec{\lambda}} \mathbf{U}, \quad (4.9)$$

Using the free fermionic Fock space  $\mathcal{H}$  spanned by states labelled by partitions  $|\vec{\lambda}\rangle$  [?] we can write the above as state in  $\mathcal{H}$ ,

$$|C^{(k)}\rangle = \sum_{\vec{\lambda}} \frac{f_{\vec{\lambda}}^{k-\frac{N}{2}}}{L_{\vec{\lambda}}(1)} |\vec{\lambda}\rangle. \quad (4.10)$$

This state-operator notation for the amplitudes will be useful in the next section when we discuss the refined amplitudes for which  $\epsilon_1 + \epsilon_2 \neq 0$ .

## 4.2 The Propagator

The geometry corresponding to the propagator is  $X_A^N := A \times A_{N-1}$  where  $A$  is a cylinder. If  $\mathbf{U} = \{U_1, \dots, U_N\}$  and  $\mathbf{V} = \{V_1, \dots, V_N\}$  are the holonomies at the boundaries of  $A$  then the amplitude associated with  $A$  is given by,

$$Z_A(\mathbf{U}, \mathbf{V}) = \sum_{\vec{\lambda}, \vec{\mu}} F_{\vec{\lambda}, \vec{\mu}}(Q_a) \text{Tr}_{\vec{\lambda}} \mathbf{U} \text{Tr}_{\vec{\mu}} \mathbf{V},$$

where, as mentioned before,  $T_a = -\ln(Q_a)$  are the complexified Kähler parameters associated with the fiber  $\mathbb{P}^1$ 's. In the limit  $Q_a \mapsto 0$  the Calabi-Yau geometry  $X_A^N$  splits into  $N$  copies of the  $X_A^1$  discussed in the previous section with the corresponding amplitude becoming the identity. Therefore

$$F_{\vec{\lambda}, \vec{\mu}} = \delta_{\vec{\lambda}, \vec{\mu}} + \mathcal{O}(Q_a) \quad (4.11)$$

Since two propagators can be glued to obtain a new propagator therefore,

$$\int d\mathbf{U} Z_A(\mathbf{U}, \mathbf{V}) Z_A(\mathbf{U}^{-1}, \mathbf{W}) = Z_A(\mathbf{U}, \mathbf{W}),$$

which implies,

$$F_{\vec{\lambda}, \vec{\nu}} = \sum_{\vec{\mu}} F_{\vec{\lambda}, \vec{\mu}} F_{\vec{\mu}, \vec{\nu}}. \quad (4.12)$$

The above equation together with Eq.(4.11) gives  $F_{\vec{\lambda}\vec{\mu}} = \delta_{\vec{\lambda}\vec{\mu}}$  and thus,

$$Z_A(\mathbf{U}, \mathbf{V}) = \sum_{\vec{\lambda}} \text{Tr}_{\vec{\lambda}} \mathbf{U} \text{Tr}_{\vec{\lambda}} \mathbf{V}. \quad (4.13)$$

The propagator with framing can be obtained by introducing framing factor for each of the  $N$  stack of branes on the boundary of the cylinder, which are separated in the fiber direction. The framed propagator is given by

$$Z_{A^k}(\mathbf{U}, \mathbf{V}) = \sum_{\vec{\lambda}} f_{\vec{\lambda}}^k \text{Tr}_{\vec{\lambda}} \mathbf{U} \text{Tr}_{\vec{\lambda}} \mathbf{V}. \quad (4.14)$$

If we introduce a length for the propagator we can include that by scaling the holonomy matrix as discussed in [8] to obtain,

$$\widehat{Z}_{A^k}(\mathbf{U}, \mathbf{V}) = \sum_{\vec{\lambda}} f_{\vec{\lambda}}^k e^{-\vec{t} \cdot |\vec{\lambda}|} \text{Tr}_{\vec{\lambda}} \mathbf{U} \text{Tr}_{\vec{\lambda}} \mathbf{V}. \quad (4.15)$$

The operator acting on the Hilbert space  $\mathcal{H}$  corresponding to the propagator is then given by

$$\boxed{\widehat{A}^{(k)} = \sum_{\vec{\lambda}} f_{\vec{\lambda}}^k |\vec{\lambda}\rangle \langle \vec{\lambda}|.} \quad (4.16)$$

### 4.3 The Pair of Pants

The pair of pants amplitude can be determined from the cap and the propagator as shown in Fig. 2. If we denote by  $Z_{H^{(-k)}}(\mathbf{U}) = \sum_{\vec{\lambda}\vec{\mu}\vec{\nu}} Z_{\vec{\lambda}\vec{\mu}\vec{\nu}}^{(-k)} \text{Tr}_{\vec{\lambda}} \text{Tr}_{\vec{\mu}} \text{Tr}_{\vec{\nu}}$  the pair of pants amplitude then gluing the cap on the boundary with holonomy  $U_3$  gives,

$$\int dU_3 Z_{H^{(-k)}}(U_1, U_2, U_3) Z_{C^k}(U_3) = Z_{A^0}(U_1, U_2). \quad (4.17)$$

Which implies,

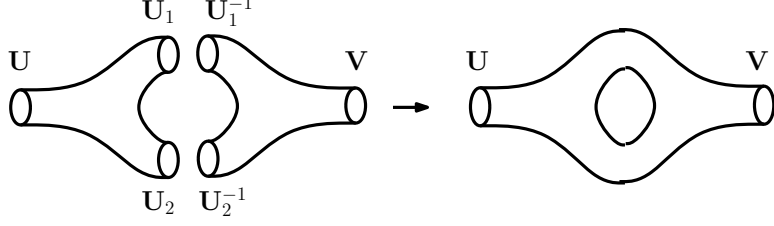
$$\sum_{\vec{\nu}} Z_{\vec{\lambda}\vec{\mu}\vec{\nu}}^{-k} Z_{\vec{\nu}}^k = \delta_{\vec{\lambda}\vec{\mu}}, \quad (4.18)$$

Similarly gluing the cap onto the other two boundaries of the pair of pants give two more conditions which together with the above imply that the pair of pants is given by,

$$Z_{H^{(-k)}}(\mathbf{U}) = \sum_{\vec{\lambda}} (Z_{\vec{\lambda}}^k)^{-1} \text{Tr}_{\vec{\lambda}} \mathbf{U}_1 \text{Tr}_{\vec{\lambda}} \mathbf{U}_2 \text{Tr}_{\vec{\lambda}} \mathbf{U}_3. \quad (4.19)$$

As a state in the tensor product  $\mathcal{H}^* \otimes \mathcal{H} \otimes \mathcal{H}$  it is given by

$$\boxed{\widehat{H}^{(-k)} = \sum_{\vec{\lambda}} (Z_{\vec{\lambda}}^k)^{-1} (|\vec{\lambda}\rangle \otimes |\vec{\lambda}\rangle |\vec{\lambda}\rangle).} \quad (4.20)$$



**Figure 6:** Amplitude associated with the surface of genus one with two boundaries can be obtained by gluing two pair of pants amplitudes.

By gluing two pair of pants amplitude we can obtain the matrix element of the genus creating operator as shown in Fig. 6 and also discussed in section 3 for  $N = 1$  case.

The amplitude obtained by gluing two pair of pants according to Fig. 6 is given by,

$$Z_G(\mathbf{U}, \mathbf{V}) = \sum_{\vec{\lambda}} (Z_{\vec{\lambda}}^k)^{-2} \text{Tr}_{\vec{\lambda}} \mathbf{U} \text{Tr}_{\vec{\lambda}} \mathbf{V}. \quad (4.21)$$

If we denote by  $\widehat{G}^{(k)}$  the genus creating operator with framing  $k$  then its matrix element is given by,

$$\widehat{G}^{(k)} = \sum_{\vec{\lambda}} f_{\vec{\lambda}}^k (Z_{\vec{\lambda}}^0)^{-2} |\vec{\lambda}\rangle \langle \vec{\lambda}| = \sum_{\vec{\lambda}} f_{\vec{\lambda}}^{k+N} (L_{\vec{\lambda}}(1))^2 |\vec{\lambda}\rangle \langle \vec{\lambda}|. \quad (4.22)$$

#### 4.3.1 Example 1: $A_{N-1}$ fibred over $\mathbb{P}^1$

We can obtain the partition function associated with  $\mathbb{P}^1$  by gluing two disks together using a propagator:

$$Z_{\mathbb{P}^1} = \langle C^{(k_1)} | \widehat{A}^{(k_2)} | C^{(k_3)} \rangle. \quad (4.23)$$

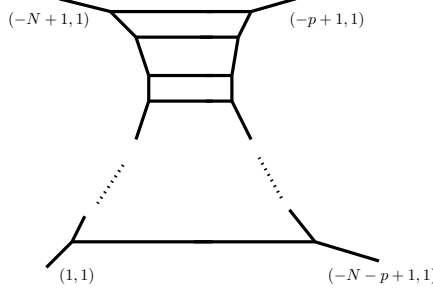
Using Eq.(4.10) and Eq.(4.16) we get

$$\begin{aligned} Z_{\mathbb{P}^1} &= \sum_{\vec{\lambda}} G_{\vec{\lambda}}^2 f_{\vec{\lambda}}^h \frac{\prod_{a=1}^N q^{(2a-2-k-r)\frac{\kappa(\lambda_a)}{2}} C_{\lambda_a \emptyset \emptyset} C_{\lambda_a \emptyset \emptyset}}{\prod_{1 \leq a < b \leq N} N_{\lambda_a \lambda_b} (Q_{ab})^2} \\ &= \sum_{\vec{\lambda}} \frac{f_{\vec{\lambda}}^{p-1}}{L_{\vec{\lambda}}(1)^2} \end{aligned}$$

This is precisely the partition function given in Eq.(2.12) where  $p-1 = k_1 + k_2 + k_3 - N$ . If we introduce the modified propagator given in Eq.(4.15) then we get,

$$\begin{aligned} Z_{\mathbb{P}^1} &= \sum_{\vec{\lambda}} e^{-t|\vec{\lambda}|} G_{\vec{\lambda}}^2 f_{\vec{\lambda}}^h \frac{\prod_{a=1}^N q^{(2a-2-k-r)\frac{\kappa(\lambda_a)}{2}} C_{\lambda_a \emptyset \emptyset} C_{\lambda_a \emptyset \emptyset}}{\prod_{1 \leq a < b \leq N} N_{\lambda_a \lambda_b} (Q_{ab})^2} \\ &= \sum_{\vec{\lambda}} e^{-t|\vec{\lambda}|} \frac{f_{\vec{\lambda}}^{p-1}}{L_{\vec{\lambda}}(1)^2}. \end{aligned}$$

This is precisely the supersymmetric partition function of the pure  $U(N)$  gauge theory with  $-p$  being the Chern-Simons coefficient. This is also the topological string partition function of the a Calabi-Yau threefold which is a resolved  $A_{N-1}$  fibration over  $\mathbb{P}^1$ . There are  $N + 1$  such fibration labelled by the Chern-Simons coefficient  $-p = 0, 1, 2, \dots, N$ . The web diagram of the corresponding Calabi-Yau threefolds is shown in Fig. 7.



**Figure 7:** The web diagram of Calabi-Yau threefold which are resolved  $A_{N-1}$  fibration over  $\mathbb{P}^1$ .

In the above diagram we can see that the compact part of the Calabi-Yau threefold is obtained by gluing  $N - 1$  Hirzebruch surfaces. The local geometry of the base  $\mathbb{P}^1$  in the  $a - 1$ -th and  $a$ -th Hirzebruch surface is given by,

$$\begin{aligned} \mathcal{O}(-N - p + 2a - 2) \oplus \mathcal{O}(N + p - 2a) \\ \downarrow \\ \mathbb{P}^1 \end{aligned} \quad (4.24)$$

with  $a = 1, 2, \dots, N$ .

#### 4.3.2 Example 2: $A_{N-1}$ fibred over $T^2$

The  $T^2$  partition function can be obtained in two different ways. It can be obtained by gluing the two boundaries of the propagator,

$$Z_{T^2} = \text{Tr} \widehat{A}^{(k)} = \sum_{\vec{\lambda}} f_{\vec{\lambda}}^k \quad (4.25)$$

and it can also be obtained by gluing the caps onto the  $(g, h) = (1, 2)$  Riemann surface whose amplitude is given by the genus creating operator,

$$\begin{aligned} Z_{T^2} &= \langle C^{(k_1)} | \widehat{G}^{(k_2)} | C^{(k_3)} \rangle, \\ &= \sum_{\vec{\lambda}} f_{\vec{\lambda}}^{k_1 + k_2 + k_3}. \end{aligned} \quad (4.26)$$



### 4.3.3 Example 3: $A_{N-1}$ fibred over $\Sigma_g$

The partition function associated with  $\Sigma_g$ , genus  $g$  surface, can be obtained in many different ways by gluing the three building blocks: cap, propagator and the pair of pants. For example, by gluing  $2g$  pair of pants and then gluing two caps onto the resulting surface we can obtain  $\Sigma_g$  with corresponding partition function,

$$\begin{aligned} Z_{\Sigma_g} &= \langle C^{(k)} | \widehat{G}^{(k_1)} \dots \widehat{G}^{(k_g)} | C^{(\ell)} \rangle, \\ &= \sum_{\vec{\lambda}} f_{\vec{\lambda}}^h (L_{\vec{\lambda}}(1))^{2g-2}, \end{aligned} \quad (4.27)$$

where  $h = k + \ell + (k_1 + \dots + k_g) + (g-1)N$ . We can also obtain  $\Sigma_g$  by gluing  $2g-2$  pair of pants and then gluing the remaining two boundaries by a propagator,

$$\begin{aligned} Z_{\Sigma_g} &= \text{Tr} \left( \widehat{G}^{(k_1)} \dots \widehat{G}^{(k_{g-1})} \widehat{A}^{(k)} \right), \\ &= \sum_{\vec{\lambda}} f_{\vec{\lambda}}^s (L_{\vec{\lambda}}(1))^{2g-2}, \end{aligned} \quad (4.28)$$

where  $s = k + (k_1 + \dots + k_{g-1}) + (g-1)N$ . The above partition function is the same as Eq.(2.12) for  $\widetilde{Q} = 1$  and  $p = k + (k_1 + \dots + k_{g-1}) + (g-1)(N-1)$ .

## 5 TFT Amplitudes for $A_{N-1}$ fibration: The Refined Case

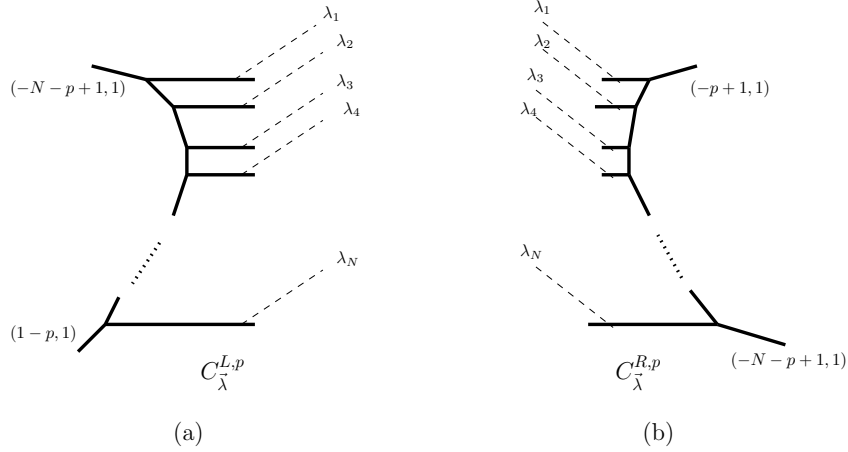
In this section we will discuss the refined case when  $\epsilon_1 + \epsilon_2 \neq 0$  i.e.,  $q \neq t$ . Apart from amplitudes depending on both  $q$  and  $t$  this case will be different from the unrefined case in two other ways. The cap amplitude was obtained by slicing the base  $\mathbb{P}^1$  into two caps and taking the open string amplitude associated with one of the caps as shown in Fig. 4. In the refined case both the left and the right cap give the same amplitude, however, in the refined case the two amplitudes are not the same. For this reason we will introduce the left and the right cap and the corresponding amplitudes. The other difference will be the holonomy factor. In the unrefined case we had the factor  $\text{Tr}_{\lambda} U$  for each brane. The factor  $\text{Tr}_{\lambda} U = s_{\lambda}(\mathbf{x})$  where  $\mathbf{x}$  is the set of eigenvalues of the holonomy matrix  $U$ . In the refined case this factor changes from the Schur polynomials of the eigenvalues, to the Macdonald polynomial of eigenvalues [18, 19]. The Macdonald polynomials  $P_{\lambda}$  and their dual, with respect to the Macdonald inner product,  $Q_{\lambda}$  form the correct basis for the expansion of refined open topological string partition function as was shown in [18, 19]. To write down the TFT amplitudes we will consider a Fock space such that  $P_{\vec{\lambda}}(U; q, t)$  are the wavefunctions corresponding to the states and  $|\vec{\lambda}\rangle \in \mathcal{H}$  and  $Q_{\vec{\lambda}}(U^{-1}; q, t)$  are the wavefunctions for the dual states

$\langle \vec{\lambda} | \in \mathcal{H}^*$  such that  $\langle \vec{\lambda} | \vec{\mu} \rangle = \delta_{\vec{\lambda}\vec{\mu}}$ . The various states and operators are then given by:

$$\begin{aligned}
\text{Right Cap: } & |C^{R,k}\rangle \in \mathcal{H} \\
\text{Left Cap: } & \langle C^{L,k} | \in \mathcal{H}^* \\
\text{Propagator: } & \hat{A} \in \mathcal{H} \otimes \mathcal{H}^* \\
\text{Left Pair of Pants: } & \hat{H}_L \in \mathcal{H} \otimes \mathcal{H}^* \otimes \mathcal{H}^* \\
\text{Right Pair of Pants: } & \hat{H}_R \in \mathcal{H} \otimes \mathcal{H} \otimes \mathcal{H}^* \\
\text{Genus Creating Operator: } & \hat{G} \in \mathcal{H} \otimes \mathcal{H}^*
\end{aligned} \tag{5.1}$$

## 5.1 The Cap Amplitudes

The cap amplitudes are obtained by considering the Calabi-Yau threefold which is  $A_{N-1}$  space fibered over  $\mathbb{P}^1$  and slicing the base  $\mathbb{P}^1$  to two caps as shown in Fig. 8. The cap amplitudes  $C_{\vec{\lambda}}^{R,k}$  and  $C_{\vec{\lambda}}^{L,k}$  are the open topological string amplitudes associated with the left and the right portions if we cut the of the web diagram shown in Fig. 7 in half by dividing the  $N$  horizontal lines by a vertical line.



**Figure 8:** (a) The left cap and (b) the right cap.

The left and the right cap amplitudes can be calculated using the refined topological vertex [20] and are given by,

$$C_{\vec{\lambda}}^{R,k}(t, q) = \sum_{\mu_1, \dots, \mu_N} \prod_{a=1}^N \left[ (-Q_{f_a})^{|\mu_a|} f_{\lambda_a}(t, q)^{k-a+1} f_{\mu_a}(t, q) C_{\mu_{a-1}\mu^t\lambda_a}(t, q) \right],$$

with  $f_{\lambda}(t, q) = \left(\frac{t}{q}\right)^{\frac{||\lambda^t||^2}{2}} q^{-\frac{\kappa(\lambda)}{2}}$  and  $C_{\lambda\mu\nu}(t, q)$  is the refined topological vertex given in Eq.(6.2) in Appendix A. The left cap can similarly be calculated using Fig. 8(a).

After some simplification they can be written as:

$$\begin{aligned} C_{\vec{\lambda}}^{R,k} &= G_{\vec{\lambda}} \frac{\prod_{a=1}^N f_{\lambda_a}(t, q)^{k-a+1} C_{\emptyset\emptyset\lambda_a}(t, q)}{\prod_{1 \leq a < b \leq N} \prod_{(i,j) \in \lambda_a} (1 - Q_{ab} q^{\lambda_{a,i}-j} t^{\lambda_{b,j}^t - i + 1}) \prod_{(i,j) \in \lambda_b} (1 - Q_{ab} t^{-\lambda_{a,j}^t + i} q^{-\lambda_{b,i} + j - 1})} \\ &= \frac{f_{\vec{\lambda}}^{k - \frac{N}{2}}}{R_{\vec{\lambda}}(1)}, \end{aligned} \quad (5.2)$$

and

$$\begin{aligned} C_{\vec{\lambda}}^{L,k} &= G_{\vec{\lambda}} \frac{\prod_{a=1}^N f_{\lambda_a}(t, q)^{k-a} C_{\emptyset\emptyset\lambda_a^t}(q, t)}{\prod_{1 \leq a < b \leq N} \prod_{(i,j) \in \lambda_a} (1 - Q_{ab} q^{\lambda_{a,i} - j + 1} t^{\lambda_{b,j}^t - i}) \prod_{(i,j) \in \lambda_b} (1 - Q_{ab} t^{-\lambda_{a,j}^t + i - 1} q^{-\lambda_{b,i} + j})}, \\ &= \frac{f_{\vec{\lambda}}^{k - \frac{N}{2}}}{L_{\vec{\lambda}}(1)}. \end{aligned} \quad (5.3)$$

We define the corresponding states as,

$$|C^{R,k}\rangle = \sum_{\vec{\lambda}} C_{\vec{\lambda}}^{R,k} |\vec{\lambda}\rangle, \quad \langle C^{L,k}| = \sum_{\vec{\lambda}} C_{\vec{\lambda}}^{L,k} \langle \vec{\lambda}|, \quad (5.4)$$

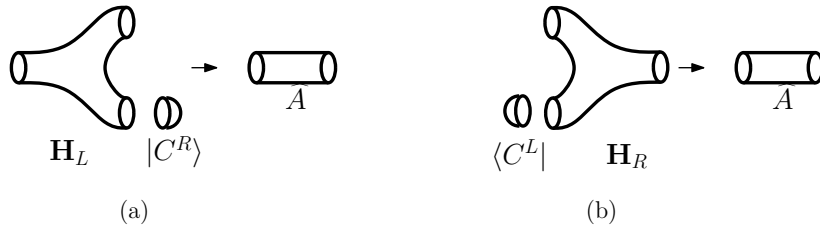
## 5.2 The Propagator, the Pair of Pants and the Genus Creating Operator

The argument similar to the one for the unrefined case shows that the propagator in the refined case is also diagonal. The framed propagator is then given by,

$$\widehat{A}^{(k)} = \sum_{\vec{\lambda}} f_{\vec{\lambda}}^k |\vec{\lambda}\rangle \langle \vec{\lambda}|. \quad (5.5)$$

Unlike the unrefined case there are two distinct pair of pants which we will denote with  $H_L$  and  $H_R$  such that

$$H_L^k |C^{R,0}\rangle = \widehat{A}^{(k)}, \quad \langle C^{L,0}| H_R^k = \widehat{A}^{(k)}. \quad (5.6)$$



**Figure 9:** Two distinct pair of pants  $H_L$  and  $H_R$ .

Using Eq.(5.2), Eq(5.3) and Eq.(5.5) together with Eq.(5.6) gives,

$$H_L^k = \sum_{\vec{\lambda}} \frac{f_{\vec{\lambda}}^k}{C_{R,0}^k} |\vec{\lambda}\rangle \langle \vec{\lambda}| \langle \vec{\lambda}|, \quad H_R^k = \sum_{\vec{\lambda}} \frac{f_{\vec{\lambda}}^k}{C_{L,0}^k} |\vec{\lambda}\rangle |\vec{\lambda}\rangle \langle \vec{\lambda}|.$$

By gluing the left and the right pair of pants we can obtain the  $(g, h) = (1, 2)$  surface corresponding to the genus creating operator,

$$\begin{aligned}\widehat{G}^{(k)} &= \sum_{\vec{\lambda}} \frac{f_{\vec{\lambda}}^k}{C^{R,0} C^{L,0}} |\vec{\lambda}\rangle \langle \vec{\lambda}|, \\ &= \sum_{\vec{\lambda}} f_{\vec{\lambda}}^{k+N} L_{\vec{\lambda}}(1) R_{\vec{\lambda}}(1) |\vec{\lambda}\rangle \langle \vec{\lambda}|.\end{aligned}\tag{5.7}$$

### 5.2.1 Example 1: $A_{N-1}$ fibration over $\mathbb{P}^1$

To obtain the genus zero partition function we can glue the left and the right cap using a propagator,

$$\begin{aligned}Z_{\mathbb{P}^1} &= \langle C^{L,k_1} | \widehat{A}^{k_2} | C^{R,k_3} \rangle, \\ &= \sum_{\vec{\lambda}} \frac{f_{\vec{\lambda}}^{k_1+k_2+k_3-N}}{L_{\vec{\lambda}}(1) R_{\vec{\lambda}}(1)}.\end{aligned}\tag{5.8}$$

This precisely gives the partition function in Eq.(2.11) for  $\widetilde{Q} = 1$  and  $p - 1 = k_1 + k_2 + k_3 - N$ . The modified propagator can be used to introduce  $\widetilde{Q}$  hence obtaining the refined topological string partition function of the Calabi-Yau threefold with web diagram given in Fig. 7.

### 5.2.2 Example 2: $A_{N-1}$ fibration over genus $g$

The refined partition function associated with  $\Sigma_g$  is given by,

$$\begin{aligned}Z_{\Sigma_g} &= \text{Tr} \left( \widehat{G}^{(k_1)} \widehat{G}^{(k_2)} \dots \widehat{G}^{(k_{g-1})} \widehat{A}^k \right) \\ &= \sum_{\vec{\lambda}} f_{\vec{\lambda}}^{p+g-1} \left( L_{\vec{\lambda}}(1) R_{\vec{\lambda}}(1) \right)^{g-1}\end{aligned}\tag{5.9}$$

where  $p = k + \sum_{i=1}^{g-1} k_i + (g-1)(N-1)$ . As discussed in last section  $Z_{\Sigma_g}$  can also be obtained by gluing left/right pair of pants together with left/right caps,

$$\begin{aligned}Z_{\Sigma_g} &= \langle C^{L,k} | \widehat{G}^{(k_1)} \dots \widehat{G}^{(k_g)} | C^{R,\ell} \rangle \\ &= \sum_{\vec{\lambda}} f_{\vec{\lambda}}^{p+g-1} \left( L_{\vec{\lambda}}(1) R_{\vec{\lambda}}(1) \right)^{g-1},\end{aligned}\tag{5.10}$$

where  $p = k + \ell + (g-1)(N-1) + \sum_{i=1}^g k_i$ . Both Eq.(5.9) and Eq.(5.10) give the same result which is also equal to Eq.(2.11) for  $\widetilde{Q} = 1$ .

The refined  $N = 1$  case was also discussed in [19] where it was shown that in the refined case the two dimensional topological field theory is the two dimensional  $(g, t)$ -deformed Yang-Mills.

### 5.3 Beyond Topological

So far we have considered partition function with  $m_a = 0$  which was needed for the corresponding amplitudes to be understood as amplitudes of some underlying topological field theory. With  $m_a = 0$  we can glue the basic building blocks to form the Riemann surface in anyway but getting the same partition function.

For  $m_a = 0$  we saw in Eq.(5.9) that one representation of the partition function associated with  $\Sigma_g$  is as a trace of product of genus creating operators. For generic  $m_a$  we can also write down the partition function as a trace of product of genus creating operators which depends on  $m_a$ . Define the genus creating operator which depends on  $m$  as follows,

$$\widehat{G}^{(k)}(m) = \sum_{\vec{\lambda}} f_{\vec{\lambda}}^{k+N} L_{\vec{\lambda}}(e^{2\pi i m}) R_{\vec{\lambda}}(e^{2\pi i m}) |\vec{\lambda}\rangle \langle \vec{\lambda}|,$$

where  $m = 0$  gives the operator we discussed earlier. Also define the modified propagator which also depends on  $m$  as follows,

$$\widehat{A}^{(k)}(m) = \sum_{\vec{\lambda}} e^{-\vec{t}\vec{\lambda}} f_{\vec{\lambda}}^k \frac{L_{\vec{\lambda}}(e^{2\pi i m}) R_{\vec{\lambda}}(e^{2\pi i m})}{L_{\vec{\lambda}}(1) R_{\vec{\lambda}}(1)} |\vec{\lambda}\rangle \langle \vec{\lambda}|.$$

The modified propagator is the refined open topological string amplitude of the geometry obtained by blowing up  $N$  times the geometry shown in Fig. 4 and assigning the same size  $m$  to each blowup.

The partition function of the  $U(N)$  gauge theory with  $g$  adjoint hypermultiplets of mass  $m_a$  given by Eq.(2.10) can then be written as,

$$\begin{aligned} Z_g &= \text{Tr} \left( \widehat{G}^{(k_1)}(m_1) \cdots G^{(k_{g-1})}(m_{g-1}) \widehat{A}^{(k)}(m_g) \right) \\ &= \sum_{\vec{\lambda}} e^{-\vec{t}\vec{\lambda}} f_{\vec{\lambda}}^{p+g-1} \frac{\prod_{a=1}^g L_{\vec{\lambda}}(e^{2\pi i m_a}) R_{\vec{\lambda}}(e^{2\pi i m_a})}{L_{\vec{\lambda}}(1) R_{\vec{\lambda}}(1)}, \end{aligned}$$

where  $p = k + (g-1)(N-1) + \sum_{i=1}^{g-1} k_i$ . The  $g = 1$  case was also discussed in detail in [21].

## 6 Conclusions

In this paper we considered a decomposition of the resolved  $A_{N-1}$  fibration over  $\Sigma_g$ , a Calabi-Yau threefold, given by the decomposition of  $\Sigma_g$  into cap, propagator and the pair of pants. Using open topological strings we associated with the cap, cylinder and pair of pants pieces of the Calabi-Yau threefold certain TFT-like amplitudes. We have shown that the partition function of the  $U(N)$  gauge theory with  $g$  massless adjoint hypermultiplets can be expressed in terms of these TFT-like amplitudes using

the rules of the two dimensional topological field theory. This generalized the case of  $N = 1$  studied in [7, 8].

It will interesting to study the relation of the correlation function of chiral operators in the gauge theory with the correlation functions in the two dimensional topological field theory. For the  $N = 1$  case when the gauge group is  $U(1)$  the corresponding topological field theory is known to be the q-deformed Yang-Mills theory [8]. For  $N > 1$  the corresponding topological theory is q-deformed quiver Yang-Mills theory whose details and relation with black hole physics will be discussed elsewhere [22].

## Acknowledgements

We would like to thank Shehryar Sikander for participating in the initial stages of this project. We would also like to thank Duiliu-Emanuel Diaconescu, Soo-Jong Rey, Stefan Hohenegger, Can Kozcaz and Cumrun Vafa for useful discussions. A.I. and B.Q. were supported in part by the Higher Education Commission grant HEC-20-2518. AI was also supported by the Cheng fellowship from Center of Mathematical Sciences and Applications at Harvard University.

## Appendix A

In this section, we collect some useful formulas which have been used in text. Throughout the text we have denoted by Greek letters  $\lambda, \mu, \nu$  partitions of natural numbers and the notation  $(i, j) \in \mu$  simply means the  $(i, j)$  box in the Young diagram corresponding to the partition  $\mu$ . The index  $i$  takes values in the set  $\{1, 2, \dots, \ell(\mu)\}$  where  $\ell(\mu)$  is the number of parts of the partition. For a fixed  $i$  the index  $j$  then takes values in the set  $\{1, 2, \dots, \mu_i\}$  where  $\mu_i$  is the  $i$ -th part of the partition. Given a partition  $\mu$  we denote by  $\mu^t$  the transpose of the partition obtained by reflection of the Young diagram of  $\mu$  in the diagonal.

We used several functions defined on the partitions which we define below:

$$|\mu| = \sum_{i=1}^{\ell(\mu)} \mu_i, \quad \|\mu\|^2 = \sum_{i=1}^{\ell(\mu)} \mu_i^2 \quad (6.1)$$

$$\kappa(\mu) = \|\mu\|^2 - \|\mu^t\|^2.$$

We interchangeably used  $(\epsilon_1, \epsilon_2)$  and  $(q, t)$  at several places in the text. The relation between them is given by:

$$(q, t) = (e^{i\epsilon_1}, e^{-i\epsilon_2}).$$

The refined topological vertex is defined as [20]:

$$C_{\lambda\mu\nu}(t, q) = \left(\frac{q}{t}\right)^{\frac{\|\mu\|^2}{2}} t^{\frac{\kappa(\mu)}{2}} q^{\frac{\|\nu\|^2}{2}} \tilde{Z}_\nu(t, q) \quad (6.2)$$

$$\times \sum_{\eta} \left(\frac{q}{t}\right)^{\frac{|\eta|+|\lambda|-|\mu|}{2}} s_{\lambda^t/\eta}(t^{-\rho} q^{-\nu}) s_{\mu/\eta}(t^{-\nu^t} q^{-\rho}),$$

where  $s_{\lambda/\mu}(\mathbf{x})$  is the skew-Schur function and

$$\tilde{Z}_\nu(t, q) = \prod_{(i,j) \in \nu} \left(1 - q^{\nu_i - j} t^{\nu_j^t - i}\right)^{-1}. \quad (6.3)$$

For  $q = t$  it reduces to the usual topological vertex [16].

$$\sum_{\eta} s_{\eta/\lambda}(\mathbf{x}) s_{\eta/\mu}(\mathbf{y}) = \prod_{i,j=1}^{\infty} (1 - x_i y_j)^{-1} \sum_{\tau} s_{\mu/\tau}(\mathbf{x}) s_{\lambda/\tau}(\mathbf{y}). \quad (6.4)$$

$$\sum_{\eta} s_{\eta^t/\lambda}(\mathbf{x}) s_{\eta/\mu}(\mathbf{y}) = \prod_{i,j=1}^{\infty} (1 + x_i y_j) \sum_{\tau} s_{\mu^t/\tau}(\mathbf{x}) s_{\lambda^t/\tau^t}(\mathbf{y}). \quad (6.5)$$

## References

- [1] A. Gadde, E. Pomoni, L. Rastelli and S. S. Razamat, “S-duality and 2d Topological QFT,” JHEP **1003**, 032 (2010) [arXiv:0910.2225 [hep-th]].
- [2] A. Gadde, L. Rastelli, S. S. Razamat and W. Yan, “The Superconformal Index of the  $E_6$  SCFT,” JHEP **1008**, 107 (2010) [arXiv:1003.4244 [hep-th]].
- [3] A. Gadde, L. Rastelli, S. S. Razamat and W. Yan, “The 4d Superconformal Index from q-deformed 2d Yang-Mills,” Phys. Rev. Lett. **106**, 241602 (2011) [arXiv:1104.3850 [hep-th]].
- [4] A. Gadde, L. Rastelli, S. S. Razamat, W. Yan, ”Gauge Theories and Macdonald Polynomials,” Communications in Mathematical Physics, **319**, 147 (2013) [arXiv:1110.3740 [hep-th]].
- [5] Y. Fukuda, T. Kawano and N. Matsumiya, “5D SYM and 2D q-Deformed YM,” Nucl. Phys. B **869**, 493 (2013) [arXiv:1210.2855 [hep-th]].
- [6] Y. Tachikawa, “4d partition function on  $S^1 \times S^3$  and 2d Yang-Mills with nonzero area,” PTEP **2013**, 013B01 (2013) [arXiv:1207.3497 [hep-th]].
- [7] J. Bryan, R. Pandharipande, ”The local Gromov-Witten theory of curves,” arXiv:math/0411037 [math.AG].
- [8] M. Aganagic, H. Ooguri, N. Saulina, C. Vafa, ”Black holes, q-deformed 2d Yang-Mills, and non-perturbative topological strings,” Nuclear Physics B **715**, 304 (2005) [hep-th/0411280].

- [9] D. E. Diaconescu, B. Florea and N. Saulina, “A Vertex formalism for local ruled surfaces,” *Communications in Mathematical Physics* **265**, 201 (2006) [hep-th/0505192].
- [10] S. H. Katz, D. R. Morrison, M. R. Plesser, “Enhanced gauge symmetry in type II string theory,” *Nuclear Physics B* **477**, 105 (1996) [hep-th/9601108].
- [11] E. Witten, “Phase transitions in M theory and F theory,” *Nuclear Physics B* **471**, 195 (1996) [hep-th/9603150].
- [12] W. Y. Chuang, D. E. Diaconescu, G. Pan, “BPS states and the P=W conjecture,” arXiv:1202.2039 [hep-th].
- [13] H. Nakajima, K. Yoshioka, “Instanton counting on blowup. I. 4-dimensional pure gauge theory,” *Inventiones mathematicae*, vol. 162, issue 2, pp. 313-355, arXiv:math/0306198 [math.AG].
- [14] C. Vafa, “Two dimensional Yang-Mills, black holes and topological strings,” arXiv:hep-th/0406058.
- [15] N. C. Leung and C. Vafa, “Branes and toric geometry,” *Adv. Theor. Math. Phys.* **2**, 91 (1998) [hep-th/9711013].
- [16] M. Aganagic, A. Klemm, M. Marino and C. Vafa, “The Topological vertex,” *Commun. Math. Phys.* **254**, 425 (2005) [hep-th/0305132].
- [17] M. Aganagic and C. Vafa, “Mirror symmetry, D-branes and counting holomorphic discs,” hep-th/0012041.
- [18] A. Iqbal and C. Kozcaz, “Refined Hopf Link Revisited,” *JHEP* **1204**, 046 (2012) [arXiv:1111.0525 [hep-th]].
- [19] M. Aganagic and S. Shakhov, “Refined Chern-Simons Theory and Topological String,” arXiv:1210.2733 [hep-th].
- [20] A. Iqbal, C. Kozcaz and C. Vafa, “The Refined topological vertex,” *JHEP* **0910**, 069 (2009), arXiv:hep-th/0701156.
- [21] A. Iqbal, C. Kozcaz and K. Shabbir, “Refined Topological Vertex, Cylindric Partitions and the U(1) Adjoint Theory,” *Nucl. Phys. B* **838**, 422 (2010) [arXiv:0803.2260 [hep-th]].
- [22] A. Iqbal, B. A. Qureshi, To appear.