

Hopf algebras and Dyson-Schwinger equations

Stefan Weinzierl

Abstract In these lectures I discuss Hopf algebras and Dyson-Schwinger equations. The lectures start with an introduction to Hopf algebras, followed by a review of the contribution and application of Hopf algebras to particle physics. The final part of these lectures is devoted to the relation between Hopf algebras and Dyson-Schwinger equations.

Keywords: Feynman integrals, Hopf algebras, Dyson-Schwinger equations

PACS: 02.10.De, 11.15.Bt, 12.38.Bx.

1 Hopf algebras

Let us start with a brief history of Hopf algebras: Hopf algebras were originally introduced to mathematics in 1941 to enable similar aspects of groups and algebras to be described in a unified manner [1]. An article by Woronowicz in 1987 [2], which provided explicit examples of non-trivial (non-co-commutative) Hopf algebras, triggered the interest of the physics community. This led to applications of Hopf algebras in the field of integrable systems and quantum groups. In physics, Hopf algebras received a further boost in 1998, when Kreimer and Connes re-examined the renormalization of quantum field theories and showed that they can be described by a Hopf algebra structure [3, 4]. Since then, Hopf algebras have appeared in several facets of physics.

Let us now consider the definition of a Hopf algebra. The presentation in this section closely follows that in [5]. References for further reading are [6–10]. Let R be a commutative ring with unit 1. An algebra over the ring R is an R -module together

Stefan Weinzierl
PRISMA Cluster of Excellence, Institut für Physik, Johannes Gutenberg-Universität Mainz, D - 55099 Mainz, Germany, e-mail: weinzierl@uni-mainz.de

with a multiplication \cdot and a unit e . We will always assume that the multiplication is associative. In physics, the ring R will almost always be a field K (examples are the rational numbers \mathbb{Q} , the real numbers \mathbb{R} , or the complex number \mathbb{C}). In this case the R -module will actually be a K -vector space. Note that the unit e can be viewed as a map from R to A and that the multiplication \cdot can be viewed as a map from the tensor product $A \otimes A$ to A (e.g., one takes two elements from A , multiplies them, and obtains one element as the outcome):

$$\begin{aligned} \text{Multiplication:} & \quad \cdot : A \otimes A \rightarrow A, \\ \text{Unit:} & \quad e : R \rightarrow A. \end{aligned} \tag{1}$$

Instead of multiplication and a unit, a co-algebra has the dual structures: a co-multiplication Δ and a co-unit \bar{e} . The co-unit \bar{e} is a map from A to R , whereas the co-multiplication Δ is a map from A to $A \otimes A$:

$$\begin{aligned} \text{Co-multiplication:} & \quad \Delta : A \rightarrow A \otimes A, \\ \text{Counit:} & \quad \bar{e} : A \rightarrow R. \end{aligned} \tag{2}$$

Note that mapping of a co-multiplication and co-unit proceeds in the reverse direction compared to multiplication and unit. We will always assume that the co-multiplication Δ is co-associative. What does co-associativity mean? We can easily derive it from associativity as follows: For $a, b, c \in A$ associativity requires

$$(a \cdot b) \cdot c = a \cdot (b \cdot c). \tag{3}$$

We can re-write condition (3) in the form of a commutative diagram:

$$\begin{array}{ccc} A \otimes A \otimes A & \xrightarrow{\text{id} \otimes \cdot} & A \otimes A \\ \downarrow \cdot \otimes \text{id} & & \downarrow \cdot \\ A \otimes A & \xrightarrow{\cdot} & A \end{array} \tag{4}$$

We obtain the condition for co-associativity by reversing all arrows and by exchanging multiplication with co-multiplication. We thus obtain the following commutative diagram:

$$\begin{array}{ccc} A & \xrightarrow{\Delta} & A \otimes A \\ \downarrow \Delta & & \downarrow \Delta \otimes \text{id} \\ A \otimes A & \xrightarrow{\text{id} \otimes \Delta} & A \otimes A \otimes A \end{array} \tag{5}$$

The general form of the co-product is

$$\Delta(a) = \sum_i a_i^{(1)} \otimes a_i^{(2)}, \tag{6}$$

where $a_i^{(1)}$ denotes an element of A appearing in the first slot of $A \otimes A$ and $a_i^{(2)}$ correspondingly denotes an element of A appearing in the second slot. Sweedler's notation [6] consists of omitting the dummy index i and the summation symbol:

$$\Delta(a) = a^{(1)} \otimes a^{(2)} \quad (7)$$

The sum is implicitly understood. This is similar to Einstein's summation convention, except that the dummy summation index i is also dropped. The superscripts $^{(1)}$ and $^{(2)}$ indicate that a sum is involved. Using Sweedler's notation, co-associativity is equivalent to

$$a^{(1)(1)} \otimes a^{(1)(2)} \otimes a^{(2)} = a^{(1)} \otimes a^{(2)(1)} \otimes a^{(2)(2)}. \quad (8)$$

As it is irrelevant whether we exchange the second co-product with the first or the second factor in the tensor product, we can simply write

$$\Delta^2(a) = a^{(1)} \otimes a^{(2)} \otimes a^{(3)}. \quad (9)$$

If the co-product of an element $a \in A$ is of the form

$$\Delta(a) = a \otimes a, \quad (10)$$

then a is referred to as a group-like element. If the co-product of a is of the form

$$\Delta(a) = a \otimes e + e \otimes a, \quad (11)$$

then a is referred to as a primitive element.

In an algebra we have for the unit 1 of the underlying ring R and the unit e of the algebra the relation

$$a = 1 \cdot a = e \cdot a = a \quad (12)$$

for any element $a \in A$ (together with the analog relation $a = a \cdot 1 = a \cdot e = a$). In terms of commutative diagrams this is expressed as

$$\begin{array}{ccc} A \otimes A & \xlongequal{\quad} & A \otimes A & & A \otimes A & \xlongequal{\quad} & A \otimes A \\ e \otimes \text{id} \uparrow & & \downarrow \cdot & & \text{id} \otimes e \uparrow & & \downarrow \cdot \\ R \otimes A & \xlongequal{\cong} & A & & A \otimes R & \xlongequal{\cong} & A \end{array} \quad (13)$$

In a co-algebra we have the dual relations obtained from eq. (13) by reversing all arrows and by exchanging multiplication with co-multiplication as well as by exchanging the unit e with the co-unit \bar{e} :

$$\begin{array}{ccc} A \otimes A & \xlongequal{\quad} & A \otimes A & & A \otimes A & \xlongequal{\quad} & A \otimes A \\ \bar{e} \otimes \text{id} \downarrow & & \uparrow \Delta & & \text{id} \otimes \bar{e} \downarrow & & \uparrow \Delta \\ R \otimes A & \xlongequal{\cong} & A & & A \otimes R & \xlongequal{\cong} & A \end{array} \quad (14)$$

A bi-algebra is an algebra and a co-algebra at the same time, such that the two structures are compatible with each other. In terms of commutative diagrams, the compatibility condition between the product and the co-product is expressed as

$$\begin{array}{ccccc}
 A \otimes A & \longrightarrow & A & \xrightarrow{\Delta} & A \otimes A \\
 \downarrow \Delta \otimes \Delta & & & & \uparrow \cdot \otimes \cdot \\
 A \otimes A \otimes A \otimes A & \xrightarrow{\text{id} \otimes \tau \otimes \text{id}} & & & A \otimes A \otimes A \otimes A
 \end{array} \quad (15)$$

where $\tau : A \otimes A \rightarrow A \otimes A$ is the map, which exchanges the entries in the two slots: $\tau(a \otimes b) = b \otimes a$. Using Sweedler's notation, the compatibility between the multiplication and co-multiplication is expressed as

$$\Delta(a \cdot b) = (a^{(1)} \cdot b^{(1)}) \otimes (a^{(2)} \cdot b^{(2)}). \quad (16)$$

It is common practice to write the right-hand side of eq. (16) as

$$(a^{(1)} \cdot b^{(1)}) \otimes (a^{(2)} \cdot b^{(2)}) = \Delta(a) \Delta(b). \quad (17)$$

In addition, there is a compatibility condition between the unit and the co-product

$$\begin{array}{ccc}
 R \otimes R \cong R & \xrightarrow{e} & A \\
 e \otimes e \downarrow & & \downarrow \Delta \\
 A \otimes A & \xlongequal{\quad} & A \otimes A
 \end{array} \quad (18)$$

as well as a compatibility condition between the co-unit and the product, which is dual to eq. (18):

$$\begin{array}{ccc}
 A & \xrightarrow{\bar{e}} & R \cong R \otimes R \\
 \uparrow \cdot & & \uparrow \bar{e} \otimes \bar{e} \\
 A \otimes A & \xlongequal{\quad} & A \otimes A
 \end{array} \quad (19)$$

The commutative diagrams in eq. (18) and eq. (19) are equivalent to

$$\Delta e = e \otimes e, \quad \text{and} \quad \bar{e}(a \cdot b) = \bar{e}(a) \bar{e}(b), \quad \text{respectively.} \quad (20)$$

A Hopf algebra is a bi-algebra with an additional map from A to A , known as the antipode S , which fulfills

$$\begin{array}{ccccc}
 A & \xrightarrow{\bar{e}} & R & \xrightarrow{e} & A \\
 \downarrow \Delta & & & & \uparrow \cdot \\
 A \otimes A & \xrightarrow[\text{S} \otimes \text{id}]{\text{id} \otimes S} & & & A \otimes A
 \end{array} \quad (21)$$

An equivalent formulation is

$$a^{(1)} \cdot S(a^{(2)}) = S(a^{(1)}) \cdot a^{(2)} = e \cdot \bar{e}(a). \quad (22)$$

A bi-algebra that has an antipode (satisfying the commutative diagram (21) or eq. (22)) is unique.

If a Hopf algebra A is either commutative or co-commutative, then

$$S^2 = \text{id}. \quad (23)$$

A bi-algebra A is graded, if it has a decomposition

$$A = \bigoplus_{n \geq 0} A_n, \quad (24)$$

with

$$A_n \cdot A_m \subseteq A_{n+m}, \quad \Delta(A_n) \subseteq \bigoplus_{k+l=n} A_k \otimes A_l. \quad (25)$$

Elements in A_n are said to have degree n . The bi-algebra is graded connected, if in addition one has

$$A_0 = R \cdot e. \quad (26)$$

It is useful to know that a graded connected bi-algebra is automatically a Hopf algebra [11].

An algebra A is commutative if for all $a, b \in A$ one has

$$a \cdot b = b \cdot a. \quad (27)$$

A co-algebra A is co-commutative if for all $a \in A$ one has

$$a^{(1)} \otimes a^{(2)} = a^{(2)} \otimes a^{(1)}. \quad (28)$$

With the help of the swap map τ we may express commutativity and co-commutativity equivalently as

$$\cdot \tau = \cdot, \quad \text{and} \quad \tau \Delta = \Delta, \quad \text{respectively.} \quad (29)$$

Let us now consider a few examples of Hopf algebras.

1. The group algebra. Let G be a group and denote by KG the vector space with basis G over the field K . Then KG is an algebra with the multiplication given by the group multiplication. The co-unit, the co-product, and the antipode are defined for the basis elements $g \in G$ as follows: The co-unit \bar{e} is given by:

$$\bar{e}(g) = 1. \quad (30)$$

The co-product Δ is given by:

$$\Delta(g) = g \otimes g. \quad (31)$$

The antipode S is given by:

$$S(g) = g^{-1}. \quad (32)$$

Having defined the co-unit, the co-product, and the antipode for the basis elements $g \in G$, the corresponding definitions for arbitrary vectors in KG are obtained by linear extension. KG is a co-commutative Hopf algebra, which means that KG is commutative if G is commutative.

2. Lie algebras. A Lie algebra \mathfrak{g} is not necessarily associative nor does it have a unit. To overcome this obstacle one considers the universal enveloping algebra $U(\mathfrak{g})$, obtained from the tensor algebra $T(\mathfrak{g})$ by factoring out the ideal generated by

$$X \otimes Y - Y \otimes X - [X, Y], \quad (33)$$

with $X, Y \in \mathfrak{g}$. The co-unit \bar{e} is given by:

$$\bar{e}(e) = 1, \quad \bar{e}(X) = 0. \quad (34)$$

The co-product Δ is given by:

$$\Delta(e) = e \otimes e, \quad \Delta(X) = X \otimes e + e \otimes X. \quad (35)$$

The antipode S is given by:

$$S(e) = e, \quad S(X) = -X. \quad (36)$$

3. Quantum $SU(2)$. The Lie algebra $su(2)$ is generated by three generators H, X_{\pm} with

$$[H, X_{\pm}] = \pm 2X_{\pm}, \quad [X_+, X_-] = H. \quad (37)$$

To obtain the deformed algebra $U_q(su(2))$, the last relation is replaced with [8, 12]

$$[X_+, X_-] = \frac{q^H - q^{-H}}{q - q^{-1}}. \quad (38)$$

The undeformed Lie algebra $su(2)$ is recovered in the limit $q \rightarrow 1$. The co-unit \bar{e} is given by:

$$\bar{e}(e) = 1, \quad \bar{e}(H) = \bar{e}(X_{\pm}) = 0. \quad (39)$$

The co-product Δ is given by:

$$\begin{aligned}\Delta(H) &= H \otimes e + e \otimes H, \\ \Delta(X_{\pm}) &= X_{\pm} \otimes q^{H/2} + q^{-H/2} \otimes X_{\pm}.\end{aligned}\quad (40)$$

The antipode S is given by:

$$S(H) = -H, \quad S(X_{\pm}) = -q^{\pm 1} X_{\pm}.\quad (41)$$

4. Symmetric algebras. Let V be a finite dimensional vector space with basis $\{v_i\}$. The symmetric algebra $S(V)$ is the direct sum

$$S(V) = \bigoplus_{n=0}^{\infty} S^n(V),\quad (42)$$

where $S^n(V)$ is spanned by elements of the form $v_{i_1} v_{i_2} \dots v_{i_n}$ with $i_1 \leq i_2 \leq \dots \leq i_n$. The multiplication is defined by

$$(v_{i_1} v_{i_2} \dots v_{i_m}) \cdot (v_{i_{m+1}} v_{i_{m+2}} \dots v_{i_{m+n}}) = v_{i_{\sigma(1)}} v_{i_{\sigma(2)}} \dots v_{i_{\sigma(m+n)}},\quad (43)$$

where σ is a permutation on $m+n$ elements such that $i_{\sigma(1)} \leq i_{\sigma(2)} \leq \dots \leq i_{\sigma(m+n)}$. The co-unit \bar{e} is given by:

$$\bar{e}(e) = 1, \quad \bar{e}(v_1 v_2 \dots v_n) = 0.\quad (44)$$

The co-product Δ is given for the basis elements v_i by:

$$\Delta(v_i) = v_i \otimes e + e \otimes v_i.\quad (45)$$

Using (16) one obtains for a general element of $S(V)$

$$\begin{aligned}\Delta(v_1 v_2 \dots v_n) &= v_1 v_2 \dots v_n \otimes e + e \otimes v_1 v_2 \dots v_n \\ &\quad + \sum_{j=1}^{n-1} \sum_{\sigma} v_{\sigma(1)} \dots v_{\sigma(j)} \otimes v_{\sigma(j+1)} \dots v_{\sigma(n)},\end{aligned}\quad (46)$$

where σ runs over all $(j, n-j)$ -shuffles. A $(j, n-j)$ -shuffle is a permutation σ of $(1, \dots, n)$ such that

$$\sigma(1) < \sigma(2) < \dots < \sigma(j) \text{ and } \sigma(k+1) < \dots < \sigma(n).$$

The antipode S is given by:

$$S(v_{i_1} v_{i_2} \dots v_{i_n}) = (-1)^n v_{i_1} v_{i_2} \dots v_{i_n}.\quad (47)$$

5. Shuffle algebras. Consider a set of letters A . The set A is known as the alphabet. A word is an ordered sequence of letters:

$$w = l_1 l_2 \dots l_k,\quad (48)$$

where $l_1, \dots, l_k \in A$. The word of length zero is denoted by e . The shuffle algebra \mathcal{A} on the vector space spanned by words is defined by

$$(l_1 l_2 \dots l_k) \cdot (l_{k+1} \dots l_r) = \sum_{\text{shuffles } \sigma} l_{\sigma(1)} l_{\sigma(2)} \dots l_{\sigma(r)}, \quad (49)$$

where the sum runs over all permutations σ , which preserve the relative order of $1, 2, \dots, k$ and of $k+1, \dots, r$. The name ‘‘shuffle algebra’’ is related to the analogy of shuffling cards: If a deck of cards is divided into two parts and then shuffled, the relative order within the two individual parts is conserved. A shuffle algebra is also known under the name ‘‘mould symmetral’’ [13]. The empty word e is the unit in this algebra:

$$e \cdot w = w \cdot e = w. \quad (50)$$

The recursive definition of the shuffle product is given by

$$(l_1 l_2 \dots l_k) \cdot (l_{k+1} \dots l_r) = l_1 [(l_2 \dots l_k) \cdot (l_{k+1} \dots l_r)] + l_{k+1} [(l_1 l_2 \dots l_k) \cdot (l_{k+2} \dots l_r)]. \quad (51)$$

It is a well-known fact that the shuffle algebra is actually a (non-co-commutative) Hopf algebra [14]. The co-unit \bar{e} is given by:

$$\bar{e}(e) = 1, \quad \bar{e}(l_1 l_2 \dots l_n) = 0. \quad (52)$$

The co-product Δ is given by:

$$\Delta(l_1 l_2 \dots l_k) = \sum_{j=0}^k (l_{j+1} \dots l_k) \otimes (l_1 \dots l_j). \quad (53)$$

This particular co-product is also known as the deconcatenation co-product. The antipode S is given by:

$$S(l_1 l_2 \dots l_k) = (-1)^k l_k l_{k-1} \dots l_2 l_1. \quad (54)$$

The shuffle algebra is generated by the Lyndon words [14]. If one introduces a lexicographic ordering on the letters of the alphabet A , a Lyndon word is defined by the property $w < v$ for any sub-words u and v such that $w = uv$.

6. Rooted trees. An individual rooted tree is shown in Fig. (1). We consider the algebra generated by rooted trees. Elements of this algebra are sets of rooted trees, conventionally known as forests. The product of two forests is simply the disjoint union of all trees from the two forests. The empty forest, consisting of no trees, will be denoted by e . Before we are able to define a co-product, we first need the definition of an admissible cut. A single cut is a cut of an edge. An admissible cut of a rooted tree is any assignment of single cuts such that any path from any vertex of the tree to the root has at most one single cut. An admissible cut C maps a tree t to a monomial in trees $t_1 \cdot \dots \cdot t_{n+1}$. Precisely one of these sub-

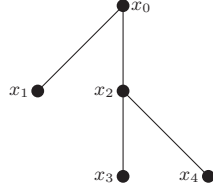


Fig. 1 Illustration of a rooted tree. The root is drawn at the top and is labeled x_0 .

trees t_j will contain the root of t . We denote this distinguished tree by $R^C(t)$, and the monomial consisting of the n other factors by $P^C(t)$. The co-unit \bar{e} is given by:

$$\bar{e}(e) = 1, \quad \bar{e}(t_1 \cdot \dots \cdot t_k) = 0 \quad \text{for } k \geq 1. \quad (55)$$

The co-product Δ is given by:

$$\begin{aligned} \Delta(e) &= e \otimes e, \\ \Delta(t) &= t \otimes e + e \otimes t + \sum_{\text{adm.cuts } C \text{ of } t} P^C(t) \otimes R^C(t), \\ \Delta(t_1 \cdot \dots \cdot t_k) &= \Delta(t_1) \dots \Delta(t_k). \end{aligned} \quad (56)$$

The antipode S is given by:

$$\begin{aligned} S(e) &= e, \\ S(t) &= -t - \sum_{\text{adm.cuts } C \text{ of } t} S(P^C(t)) \cdot R^C(t), \\ S(t_1 \cdot \dots \cdot t_k) &= S(t_1) \cdot \dots \cdot S(t_k). \end{aligned} \quad (57)$$

It is possible to classify the examples discussed above into four groups according to whether they are commutative or co-commutative.

- Commutative and co-commutative: Examples are the group algebra of a commutative group or the symmetric algebras.
- Non-commutative and co-commutative: Examples are the group algebra of a non-commutative group or the universal enveloping algebra of a Lie algebra.
- Commutative and non-co-commutative: Examples are shuffle algebra or the algebra of rooted trees.
- Non-commutative and non-co-commutative: Examples are given by quantum groups.

Whereas research on quantum groups focused primarily on non-commutative and non-co-commutative Hopf algebras, it turns out that for applications in perturbative quantum field theories commutative, but not necessarily co-commutative, Hopf al-

gebras such as shuffle algebras, symmetric algebras, and rooted trees are the most important.

2 Applications in particle physics

Let us now discuss two important applications of Hopf algebras in perturbative quantum field theory: The combinatorics of renormalization and the Hopf algebras related to multiple polylogarithms. The former topic is related to ultraviolet divergences occurring in Feynman integrals, whereas the latter topic concerns functions to which Feynman integrals evaluate. The presentation in this section follows [15]. We start our discussion with a short introduction to Feynman integrals.

2.1 Feynman integrals

The perturbative expansion of quantum field theory can be organized in terms of Feynman graphs. Feynman graphs can be considered as a pictorial notation for mathematical expressions arising in the context of perturbative quantum field theory. Fig. (2) shows an example of a Feynman graph. Each part in a Feynman graph corresponds to a specific expression and the full Feynman graph corresponds to the product of these expressions. For scalar theories the correspondence is as follows: An internal edge corresponds to a propagator

$$\frac{i}{q^2 - m^2}, \quad (58)$$

an external edge to the factor 1. In scalar theories, a vertex also corresponds to the factor 1. In addition, for each internal momentum not constrained by momentum conservation, there is an integration

$$\int \frac{d^D k}{(2\pi)^D}, \quad (59)$$

where D denotes the dimension of space-time. Let us now consider a Feynman graph G with m external edges, n internal edges, and l loops. With each internal edge we associate, apart from its momentum and its mass, a positive integer ν , which provides the power to which the propagator occurs. (We may think of ν as the relic of neglecting vertices of valency 2. The number $\nu > 1$ corresponds to $\nu - 1$ mass insertions on this edge). The momenta flowing through the internal lines can be expressed through the independent loop momenta k_1, \dots, k_l and the external momenta p_1, \dots, p_m as

$$q_i = \sum_{j=1}^l \rho_{ij} k_j + \sum_{j=1}^m \sigma_{ij} p_j, \quad \rho_{ij}, \sigma_{ij} \in \{-1, 0, 1\}. \quad (60)$$

We define the Feynman integral by

$$I_G = (\mu^2)^{v-ID/2} \int \prod_{r=1}^l \frac{d^D k_r}{i\pi^{D/2}} \prod_{j=1}^n \frac{1}{(-q_j^2 + m_j^2)^{v_j}}, \quad (61)$$

with $v = v_1 + \dots + v_n$. The inclusion of an arbitrary scale μ , the factors $i\pi^{D/2}$ in the measure, and a minus sign for each propagator are the conventions used in these lectures. Feynman parametrization makes use of the identity

$$\prod_{j=1}^n \frac{1}{P_j^{v_j}} = \frac{\Gamma(v)}{\prod_{i=1}^n \Gamma(v_i)} \int_{\Delta} \omega \left(\prod_{i=1}^n x_i^{v_i-1} \right) \left(\sum_{j=1}^n x_j P_j \right)^{-v}, \quad (62)$$

where ω is a differential of the form $(n-1)$ given by

$$\omega = \sum_{j=1}^n (-1)^{j-1} x_j dx_1 \wedge \dots \wedge \widehat{dx_j} \wedge \dots \wedge dx_n. \quad (63)$$

The hat indicates that the corresponding term is omitted. The integration is over

$$\Delta = \{[x_1 : x_2 : \dots : x_n] \in \mathbb{P}^{n-1} | x_i \geq 0, 1 \leq i \leq n\}. \quad (64)$$

We use eq. (62) with $P_j = -q_j^2 + m_j^2$. We can write

$$\sum_{j=1}^n x_j (-q_j^2 + m_j^2) = - \sum_{r=1}^l \sum_{s=1}^l k_r M_{rs} k_s + \sum_{r=1}^l 2k_r \cdot Q_r + J, \quad (65)$$

where M is a $l \times l$ matrix with scalar entries and Q is a l -vector with D -vectors as entries. After Feynman parametrization, it becomes possible to integrate over the loop momenta k_1, \dots, k_l and we obtain

$$I_G = \frac{\Gamma(v-ID/2)}{\prod_{j=1}^n \Gamma(v_j)} \int_{\Delta} \omega \left(\prod_{j=1}^n x_j^{v_j-1} \right) \frac{U^{v-(l+1)D/2}}{F^{v-ID/2}}. \quad (66)$$

The functions U and F are given by

$$U = \det(M), \quad F = \det(M) (J + QM^{-1}Q) / \mu^2, \quad (67)$$

where U and F are both graph polynomials and have an alternative definition in terms of spanning trees and spanning forests [16]. A few remarks are in order: The integral over the Feynman parameters is an $(n-1)$ -dimensional integral in projec-

tive space \mathbb{P}^{n-1} , where n is the number of internal edges of the graph. Singularities may arise if the zero sets of U and F intersect the region of integration. The dimension D of space-time only appears in the exponents of the integrand and the exponents act as a regularization. A Feynman integral has an expansion as a Laurent series in the parameter $\varepsilon = (4 - D)/2$ of dimensional regularization:

$$I_G = \sum_{j=-2l}^{\infty} c_j \varepsilon^j. \quad (68)$$

The Laurent series of an l -loop integral can have poles in ε up to the order $(2l)$. The poles in ε correspond to ultraviolet or infrared divergences. The coefficients c_j are functions of the scalar products $p_j \cdot p_k$, the masses m_i , and (in a trivial way) of the arbitrary scale μ .

Transforming a Feynman integral from the form in eq. (61) to the form of eq. (66) is straightforward and will be illustrated by an example below. The challenging part is to obtain the expansion in eq. (68) and to find explicit expressions for the coefficients c_j in eq. (68).

As an example for the transition from eq. (61) to eq. (66) let us consider the two-loop double box graph in fig. (2). In fig. (2) there are two independent loop

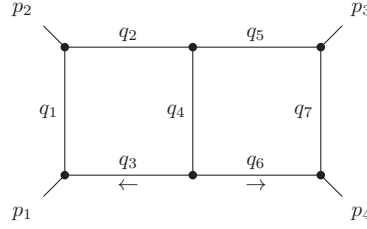


Fig. 2 Illustration of a “double box”-graph: A two-loop Feynman diagram with four external and seven internal lines. The momenta flowing out along the external lines and those flowing through the internal lines are labelled p_1, \dots, p_4 and q_1, \dots, q_7 , respectively.

momenta. We can choose them to be $k_1 = q_3$ and $k_2 = q_6$. Then all other internal momenta are expressed in terms of k_1, k_2 , and the external momenta p_1, \dots, p_4 :

$$\begin{aligned} q_1 &= k_1 - p_1, & q_2 &= k_1 - p_1 - p_2, & q_4 &= k_1 + k_2, \\ q_5 &= k_2 - p_3 - p_4, & q_7 &= k_2 - p_4. \end{aligned} \quad (69)$$

We will consider the case

$$\begin{aligned} p_1^2 &= 0, & p_2^2 &= 0, & p_3^2 &= 0, & p_4^2 &= 0, \\ m_1 &= m_2 = m_3 = m_4 = m_5 = m_6 = m_7 = 0. \end{aligned} \quad (70)$$

We define

$$s = (p_1 + p_2)^2 = (p_3 + p_4)^2, \quad t = (p_2 + p_3)^2 = (p_1 + p_4)^2. \quad (71)$$

We have

$$\begin{aligned} \sum_{j=1}^7 x_j (-q_j^2) &= -(x_1 + x_2 + x_3 + x_4) k_1^2 - 2x_4 k_1 \cdot k_2 - (x_4 + x_5 + x_6 + x_7) k_2^2 \\ &+ 2[x_1 p_1 + x_2(p_1 + p_2)] \cdot k_1 + 2[x_5(p_3 + p_4) + x_7 p_4] \cdot k_2 - (x_2 + x_5) s. \end{aligned} \quad (72)$$

In comparison with eq. (65) we find

$$\begin{aligned} M &= \begin{pmatrix} x_1 + x_2 + x_3 + x_4 & x_4 \\ x_4 & x_4 + x_5 + x_6 + x_7 \end{pmatrix}, \\ Q &= \begin{pmatrix} x_1 p_1 + x_2(p_1 + p_2) \\ x_5(p_3 + p_4) + x_7 p_4 \end{pmatrix}, \\ J &= (x_2 + x_5)(-s). \end{aligned} \quad (73)$$

Plugging this into eq. (67) we obtain the graph polynomials as

$$\begin{aligned} U &= (x_1 + x_2 + x_3)(x_5 + x_6 + x_7) + x_4(x_1 + x_2 + x_3 + x_5 + x_6 + x_7), \\ F &= [x_2 x_3(x_4 + x_5 + x_6 + x_7) + x_5 x_6(x_1 + x_2 + x_3 + x_4) + x_2 x_4 x_6 + x_3 x_4 x_5] \left(\frac{-s}{\mu^2} \right) \\ &+ x_1 x_4 x_7 \left(\frac{-t}{\mu^2} \right). \end{aligned} \quad (74)$$

2.2 Renormalization

Let us now consider the ultraviolet (or short-distance) singularities of Feynman integrals. These singularities are removed by renormalization [17]. The combinatorics involved in the renormalization are governed by a Hopf algebra [3, 4]. The relevant Hopf algebra is that which is generated by rooted trees. We determine the relation between a Feynman graph and the corresponding rooted trees by starting from the fact that sub-graphs may give rise to sub-divergences. That is, the rooted trees encode the nested structure of sub-divergences. This is best explained by an example. Fig. (3) shows a three-loop two-point function. This Feynman integral has an overall ultraviolet divergence and two sub-divergences, corresponding to the two fermion self-energy corrections. We obtain the corresponding rooted tree by drawing boxes around all ultraviolet-divergent sub-graphs. The rooted tree is obtained from the nested structure of these boxes. Graphs with overlapping singularities correspond to a sum of rooted trees. This is illustrated for a two-loop example with an overlapping singularity in fig. (4).

We recall that the co-unit applied to any non-trivial rooted tree $t \neq e$ yields zero:

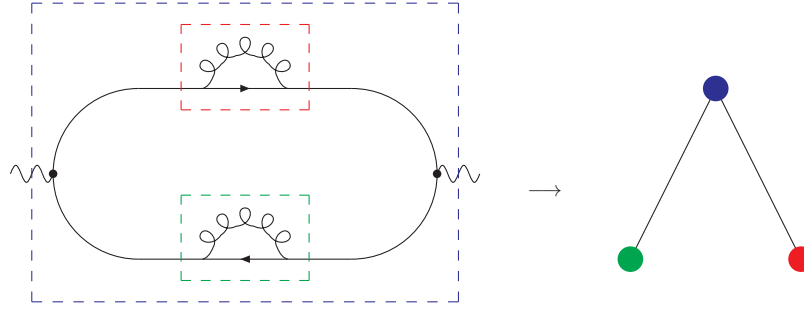


Fig. 3 Three-loop two-point function with an overall ultraviolet divergence and two subdivergences. We find the corresponding rooted tree by first drawing boxes around all ultraviolet-divergent sub-graphs. The rooted tree is obtained from the nested structure of these boxes.

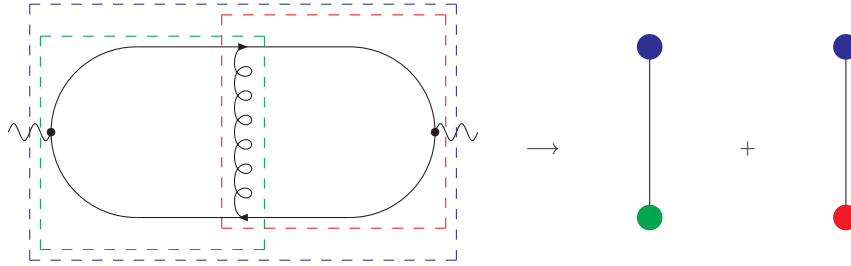


Fig. 4 Example with overlapping singularities. This graph corresponds to a sum of rooted trees

$$\bar{e}(t) = 0, \quad t \neq e. \quad (75)$$

Let us further recall the recursive definition of the antipode for the Hopf algebra of rooted trees:

$$S(t) = -t - \sum_{\text{adm. cuts } C \text{ of } t} S(P^C(t)) \cdot R^C(t). \quad (76)$$

The antipode satisfies (see eq. (22)) for any non-trivial rooted tree $t \neq e$

$$S\left(t^{(1)}\right)t^{(2)} = 0, \quad (77)$$

where we used Sweedler's notation. Eq. (77) will be our starting point. However, rather than obtaining zero on the right-hand side, we are interested in a finite quantity. This can be achieved as follows: Let R be an operation, which approximates

a tree by another tree with the same singularity structure, and which satisfies the Rota-Baxter relation [18]:

$$R(t_1 t_2) + R(t_1) R(t_2) = R(t_1 R(t_2)) + R(R(t_1) t_2). \quad (78)$$

In physics, we may think about $R(t)$ as the appropriate counter-terms. For example, minimal subtraction (\overline{MS})

$$R\left(\sum_{k=-L}^{\infty} c_k \mathcal{E}^k\right) = \sum_{k=-L}^{-1} c_k \mathcal{E}^k \quad (79)$$

fulfills the Rota-Baxter relation. I simplify the notation by omitting the distinction between a Feynman graph and the evaluation of the graph. One can now twist the antipode with R and define a new map

$$S_R(t) = -R\left(t + \sum_{\text{adm.cuts } C \text{ of } t} S_R(P^C(t)) \cdot R^C(t)\right). \quad (80)$$

From the multiplicativity constraint (78) it follows that

$$S_R(t_1 t_2) = S_R(t_1) S_R(t_2). \quad (81)$$

If we replace S by S_R in (77) we obtain

$$S_R\left(t^{(1)}\right) t^{(2)} = \text{finite}, \quad (82)$$

because by definition S_R differs from S only by finite terms. Eq. (82) is equivalent to the forest formula [17]. It should be noted that R is not unique and different choices for R correspond to different renormalization prescriptions. There is certainly more that could be said on the Hopf algebra of renormalization. In this regard, we refer the reader to the original literature [4, 19–25].

2.3 Multiple polylogarithms

Let us now revisit eq. (68) and ask, which functions occur in the coefficients c_j . For one-loop integrals there is a satisfactory answer: If we restrict our attention to the coefficients c_j with $j \leq 0$ (i.e., to c_{-2} , c_{-1} and c_0), then these coefficients can be expressed as a sum of algebraic functions of the scalar products of the external momenta and the mass times two transcendental functions, whose arguments are again algebraic functions of the scalar products and the mass.

The two transcendental functions are the logarithm and the dilogarithm:

$$\begin{aligned}\mathrm{Li}_1(x) &= \sum_{n=1}^{\infty} \frac{x^n}{n} = -\ln(1-x), \\ \mathrm{Li}_2(x) &= \sum_{n=1}^{\infty} \frac{x^n}{n^2}.\end{aligned}\tag{83}$$

2.3.1 Sum representation of multiple polylogarithms

Beyond one loop an answer to the above question is not yet known. However, we know that the following generalizations occur: From eq. (83) it is not too difficult to imagine that the generalization includes the classical polylogarithms defined by

$$\mathrm{Li}_m(x) = \sum_{n=1}^{\infty} \frac{x^n}{n^m}.\tag{84}$$

However, explicit calculations for two loops and beyond show that a wider generalization towards functions of several variables is needed and one arrives at the multiple polylogarithms defined by [26–28]

$$\mathrm{Li}_{m_1, \dots, m_k}(x_1, \dots, x_k) = \sum_{n_1 > n_2 > \dots > n_k > 0} \frac{x_1^{n_1}}{n_1^{m_1}} \dots \frac{x_k^{n_k}}{n_k^{m_k}}.\tag{85}$$

The number k is referred to as the depth of the sum representation of the multiple polylogarithm. Methods for the numerical evaluation of multiple polylogarithms can be found in [29]. The values of the multiple polylogarithms at $x_1 = \dots = x_k = 1$ are known as multiple ζ -values:

$$\zeta_{m_1, \dots, m_k} = \mathrm{Li}_{m_1, m_2, \dots, m_k}(1, 1, \dots, 1) = \sum_{n_1 > n_2 > \dots > n_k > 0} \frac{1}{n_1^{m_1}} \dots \frac{1}{n_k^{m_k}}.\tag{86}$$

Important specializations of multiple polylogarithms are the harmonic polylogarithms [30, 31]

$$H_{m_1, \dots, m_k}(x) = \mathrm{Li}_{m_1, \dots, m_k}(x, \underbrace{1, \dots, 1}_{k-1}),\tag{87}$$

Further specializations leads to Nielsen's generalized polylogarithms [32]

$$S_{n,p}(x) = \mathrm{Li}_{n+1, 1, \dots, 1}(x, \underbrace{1, \dots, 1}_{p-1}).\tag{88}$$

Although many Feynman integrals evaluate to multiple polylogarithms, it should be noted that there are Feynman integrals that cannot be expressed in terms of this class of functions. A prominent example is the two-loop sunrise integral with non-zero internal mass. Here, elliptic generalizations of multiple polylogarithms occur

[33–35]. These are the focus of current research and beyond the scope of these lectures.

2.3.2 Integral representation of multiple polylogarithms

In eq. (85) we have defined multiple polylogarithms through a sum representation. In addition, multiple polylogarithms have an integral representation. To discuss the integral representation it is convenient to introduce the following functions for $z_k \neq 0$:

$$G(z_1, \dots, z_k; y) = \int_0^y \frac{dt_1}{t_1 - z_1} \int_0^{t_1} \frac{dt_2}{t_2 - z_2} \dots \int_0^{t_{k-1}} \frac{dt_k}{t_k - z_k}. \quad (89)$$

The number k is referred to as the depth of the integral representation. In this definition one variable is redundant due to the following scaling relation:

$$G(z_1, \dots, z_k; y) = G(xz_1, \dots, xz_k; xy) \quad (90)$$

If one further defines $g(z; y) = 1/(y - z)$, then one has

$$\frac{d}{dy} G(z_1, \dots, z_k; y) = g(z_1; y) G(z_2, \dots, z_k; y) \quad (91)$$

and

$$G(z_1, z_2, \dots, z_k; y) = \int_0^y dt g(z_1; t) G(z_2, \dots, z_k; t). \quad (92)$$

One can slightly enlarge the set and define $G(0, \dots, 0; y)$ with k zeros for z_1 to z_k to be

$$G(0, \dots, 0; y) = \frac{1}{k!} (\ln y)^k. \quad (93)$$

This permits us to allow trailing zeros in the sequence (z_1, \dots, z_k) by defining the function G with trailing zeros via eq. (92) and eq. (93). The multiple polylogarithms are related to the functions G by conveniently introducing the following short-hand notation:

$$G_{m_1, \dots, m_k}(z_1, \dots, z_k; y) = G(\underbrace{0, \dots, 0}_{m_1-1}, z_1, \dots, z_{k-1}, \underbrace{0, \dots, 0}_{m_k-1}, z_k; y) \quad (94)$$

Here, all z_j for $j = 1, \dots, k$ are assumed to be non-zero. One then finds

$$\text{Li}_{m_1, \dots, m_k}(x_1, \dots, x_k) = (-1)^k G_{m_1, \dots, m_k} \left(\frac{1}{x_1}, \frac{1}{x_1 x_2}, \dots, \frac{1}{x_1 \dots x_k}; 1 \right). \quad (95)$$

The inverse formula reads

$$G_{m_1, \dots, m_k}(z_1, \dots, z_k; y) = (-1)^k \text{Li}_{m_1, \dots, m_k} \left(\frac{y}{z_1}, \frac{z_1}{z_2}, \dots, \frac{z_{k-1}}{z_k} \right). \quad (96)$$

Eq. (95) together with eq. (94) and eq. (89) defines an integral representation for the multiple polylogarithms. As an example, we obtain from eq. (95) and eq. (90) the integral representation of harmonic polylogarithms:

$$H_{m_1, \dots, m_k}(x) = (-1)^k G_{m_1, \dots, m_k}(1, \dots, 1; x). \quad (97)$$

The function $G_{m_1, \dots, m_k}(1, \dots, 1; x)$ is an iterated integral [36, 37] in which only the two one-forms

$$\omega_0 = \frac{dt}{t}, \quad \omega_1 = \frac{dt}{t-1} \quad (98)$$

corresponding to $z = 0$ and $z = 1$ appear. If one restricts the possible values of z to zero and the n -th roots of unity, one arrives at the class of cyclotomic harmonic polylogarithms [38].

2.3.3 Notation

Before we discuss the Hopf algebras associated with multiple polylogarithms it is worth explaining to mathematical purists the notation which we will use. Let us consider a Hopf algebra H and an algebra A , together with a map

$$f : H \rightarrow A. \quad (99)$$

The map f is assumed to be an algebra homomorphism; therefore, for $h_1, h_2 \in H$

$$f(h_1 \cdot h_2) = f(h_1) \cdot f(h_2). \quad (100)$$

On H we additionally have the dual structures (co-unit \bar{e} , co-multiplication Δ) and the antipode S . As A is only assumed to be an algebra, these structures do not exist on A . It is sometimes useful to consider the images of $\Delta(h)$, $\bar{e}(h)$, and $S(h)$ under the map f in A . By abuse of notation we will write

$$\Delta f(h), \quad \bar{e}f(h), \quad Sf(h) \quad (101)$$

for

$$(f \otimes f) \Delta(h), \quad f(\bar{e}(h)), \quad f(S(h)). \quad (102)$$

Eq. (101) is merely a handy notation and does not define a Hopf algebra on A .

In the examples in the next two subsections, H will be either a shuffle algebra or a quasi-shuffle algebra, A the complex numbers \mathbb{C} , and the map f will be given by the evaluation of the functions G or Li , extended linearly on the vector space of words.

2.3.4 Shuffle algebra of multiple polylogarithms

Multiple polylogarithms have a rich algebraic structure. The representations as iterated integrals and nested sums induce a shuffle algebra and a quasi-shuffle algebra, respectively. Shuffle and quasi-shuffle algebras are Hopf algebras. Note that the shuffle algebra of multiple polylogarithms is distinct from the quasi-shuffle algebra of multiple polylogarithms.

We first discuss the shuffle algebra of multiple polylogarithms. The starting point is the integral representation given in eq. (89):

$$G(z_1, \dots, z_k; y) = \int_0^y \frac{dt_1}{t_1 - z_1} \int_0^{t_1} \frac{dt_2}{t_2 - z_2} \dots \int_0^{t_{k-1}} \frac{dt_k}{t_k - z_k}. \quad (103)$$

For fixed y , the ordered sequence of variables z_1, z_2, \dots, z_k forms a word $w = z_1 z_2 \dots z_k$ and we have the shuffle algebra

$$G(z_1, z_2, \dots, z_k; y) \cdot G(z_{k+1}, \dots, z_r; y) = \sum_{\text{shuffles } \sigma} G(z_{\sigma(1)}, z_{\sigma(2)}, \dots, z_{\sigma(r)}; y), \quad (104)$$

where the sum includes all permutations σ , which preserve the relative order of $1, 2, \dots, k$ and of $k+1, \dots, r$. The unit e is given by the empty word:

$$e = G(; y). \quad (105)$$

An example for the multiplication is given by

$$G(z_1; y)G(z_2; y) = G(z_1, z_2; y) + G(z_2, z_1; y). \quad (106)$$

The proof that the integral representation of the multiple polylogarithms fulfills the shuffle product formula in eq. (104) is sketched for the example in eq. (106) in fig. (5) and can easily be extended to multiple polylogarithms of higher depth by recursively replacing the two outermost integrations by integrations over the upper and lower triangle. For the co-product one has

$$\Delta G(z_1, \dots, z_k; y) = \sum_{j=0}^k G(z_{j+1}, \dots, z_k; y) \otimes G(z_1, \dots, z_j; y) \quad (107)$$

and for the antipode one finds

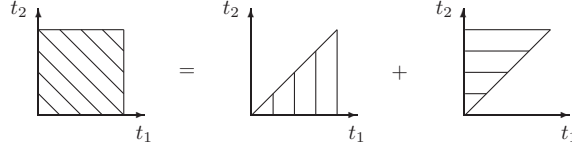


Fig. 5 Shuffle algebra from the integral representation: The shuffle product follows from replacing the integral over the square by an integral over the lower triangle and an integral over the upper triangle.

$$SG(z_1, \dots, z_k; y) = (-1)^k G(z_k, \dots, z_1; y). \quad (108)$$

The shuffle multiplication is commutative; therefore, the antipode satisfies

$$S^2 = \text{id}. \quad (109)$$

From eq. (108) this is evident.

2.3.5 Quasi-shuffle algebra of multiple polylogarithms

Let us now consider the second Hopf algebra of multiple polylogarithms, which follows from the sum representation. This Hopf algebra is a quasi-shuffle algebra. A quasi-shuffle algebra is a slight generalization of a shuffle algebra. Assume that for the set of letters A we have an additional operation

$$\begin{aligned} (\cdot, \cdot) : A \otimes A &\rightarrow A, \\ l_1 \otimes l_2 &\rightarrow (l_1, l_2), \end{aligned} \quad (110)$$

which is commutative and associative. Then we can define a new product of words recursively through

$$\begin{aligned} (l_1 l_2 \dots l_k) * (l_{k+1} \dots l_r) &= l_1 [(l_2 \dots l_k) * (l_{k+1} \dots l_r)] + l_{k+1} [(l_1 l_2 \dots l_k) * (l_{k+2} \dots l_r)] \\ &\quad + (l_1, l_{k+1}) [(l_2 \dots l_k) * (l_{k+2} \dots l_r)], \end{aligned} \quad (111)$$

together with

$$l * e = e * l = l. \quad (112)$$

This product is a generalization of the shuffle product and differs from the recursive definition of the shuffle product in eq. (51) through the extra term in the last line of eq. (111). This modified product is known under the names quasi-shuffle product [39], mixable shuffle product [40], stuffle product [28], or mould symmetrel [13]. Quasi-shuffle algebras are Hopf algebras. Co-multiplication and co-unit are defined as for the shuffle algebras. The co-unit \bar{e} is given by:

$$\bar{e}(e) = 1, \quad \bar{e}(l_1 l_2 \dots l_n) = 0. \quad (113)$$

The co-product Δ is given by:

$$\Delta(l_1 l_2 \dots l_k) = \sum_{j=0}^k (l_{j+1} \dots l_k) \otimes (l_1 \dots l_j). \quad (114)$$

The antipode S is recursively defined through

$$S(l_1 l_2 \dots l_k) = -l_1 l_2 \dots l_k - \sum_{j=1}^{k-1} S(l_{j+1} \dots l_k) * (l_1 \dots l_j), \quad S(e) = e. \quad (115)$$

The sum representation of the multiple polylogarithms in eq. (85) gives rise to a quasi-shuffle algebra. We determine this by first introducing [41]

$$Z(N; m_1, \dots, m_k; x_1, \dots, x_k) = \sum_{N \geq n_1 > n_2 > \dots > n_k > 0} \frac{x_1^{n_1}}{n_1^{m_1}} \dots \frac{x_k^{n_k}}{n_k^{m_k}}. \quad (116)$$

For $N = \infty$ we recover the multiple polylogarithms:

$$\text{Li}_{m_1, \dots, m_k}(x_1, \dots, x_k) = Z(\infty; m_1, \dots, m_k; x_1, \dots, x_k). \quad (117)$$

The recursive definition for the quasi-shuffle product of the Z -sums reads

$$\begin{aligned} Z(N; m_1, m_2, \dots, m_k; x_1, x_2, \dots, x_k) * Z(N; m_{k+1}, \dots, m_r; x_{k+1}, \dots, x_r) = & \quad (118) \\ \sum_{i_1=1}^N \frac{x_1^{i_1}}{i_1^{m_1}} Z(i_1 - 1; m_2, \dots, m_k; x_2, \dots, x_k) * Z(i_1 - 1; m_{k+1}, \dots, m_r; x_{k+1}, \dots, x_r) \\ + \sum_{j_1=1}^N \frac{x_{k+1}^{j_1}}{j_1^{m_{k+1}}} Z(j_1 - 1; m_1, \dots, m_k; x_1, \dots, x_k) * Z(j_1 - 1; m_{k+2}, \dots, m_r; x_{k+2}, \dots, x_r) \\ + \sum_{i=1}^N \frac{(x_1 x_{k+1})^i}{i^{m_1 + m_{k+1}}} Z(i - 1; m_2, \dots, m_k; x_2, \dots, x_k) * Z(i - 1; m_{k+2}, \dots, m_r; x_{k+2}, \dots, x_r). \end{aligned}$$

Note that a letter l_j corresponds to a pair $(m_j; x_j)$. For $l_1 = (m_1; x_1)$ and $l_2 = (m_2; x_2)$ the additional operation in eq. (110) is given by

$$(l_1, l_2) = (m_1 + m_2; x_1 x_2). \quad (119)$$

A simple example for the quasi-shuffle multiplication is given by

$$\text{Li}_{m_1}(x_1) \text{Li}_{m_2}(x_2) = \text{Li}_{m_1, m_2}(x_1, x_2) + \text{Li}_{m_2, m_1}(x_2, x_1) + \text{Li}_{m_1 + m_2}(x_1 x_2). \quad (120)$$

The proof that the sum representation of the multiple polylogarithms fulfills the quasi-shuffle product formula in eq. (118) is sketched for the example in eq. (120) in fig. (6) and can easily be extended to multiple polylogarithms of higher depth by

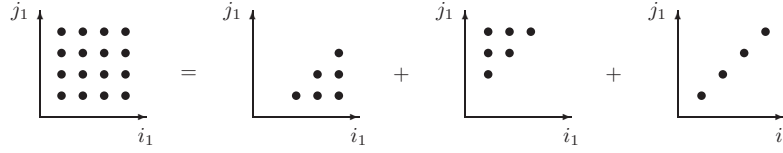


Fig. 6 Quasi-shuffle algebra from the sum representation: The quasi-shuffle product follows from replacing the sum over the square by a sum over the lower triangle, a sum over the upper triangle, and a sum over the diagonal.

recursively replacing the two outermost summations by summations over the upper triangle, the lower triangle, and the diagonal.

Let us provide one further example for the quasi-shuffle product. Working out the recursive definition of the quasi-shuffle product we obtain

$$\begin{aligned} \text{Li}_{m_1, m_2}(x_1, x_2) \cdot \text{Li}_{m_3}(x_3) &= \\ &= \text{Li}_{m_1, m_2, m_3}(x_1, x_2, x_3) + \text{Li}_{m_1, m_3, m_2}(x_1, x_3, x_2) + \text{Li}_{m_3, m_1, m_2}(x_3, x_1, x_2) \\ &\quad + \text{Li}_{m_1, m_2 + m_3}(x_1, x_2 x_3) + \text{Li}_{m_1 + m_3, m_2}(x_1 x_3, x_2) \end{aligned} \quad (121)$$

This is shown pictorially in fig. (7). The first three terms correspond to the ordinary

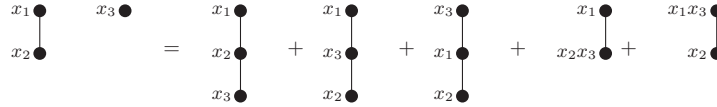


Fig. 7 Pictorial representation of the quasi-shuffle multiplication law. The first three terms on the right-hand side correspond to the ordinary shuffle product, whereas the two last terms are the additional “stuffle”-terms.

shuffle product, whereas the two last terms are the additional “stuffle”-terms. In fig. (7) we show only the x -variables, which are multiplied in the stuffle-terms. Not shown in fig. (7) are the indices m_j , which are added in the stuffle-terms.

2.3.6 Hopf algebra related to the Hodge structure

The multiple polylogarithms are periods of a mixed Hodge-Tate structure. From this Hodge structure one obtains a third Hopf algebra as follows [27, 42]: Let S be a set of pairwise distinct points in \mathbb{C} . We denote

$$I(z_0; z_1, z_2, \dots, z_k; z_{k+1}) = \int_{z_0}^{z_{k+1}} \frac{dt_k}{t_k - z_k} \int_{z_0}^{t_k} \frac{dt_{k-1}}{t_{k-1} - z_{k-1}} \dots \int_{z_0}^{t_2} \frac{dt_1}{t_1 - z_1}, \quad (122)$$

together with the convention

$$I(z_0; z_1) = 1. \quad (123)$$

This is a slight generalization of eq. (89), allowing the starting point z_0 of the integration to be different from zero. We have

$$\begin{aligned} G(z_1, \dots, z_k; y) &= I(0; z_k, \dots, z_1; y), \\ I(z_0; z_1, z_2, \dots, z_k; z_{k+1}) &= G(z_k - z_0, \dots, z_1 - z_0; z_{k+1} - z_0). \end{aligned} \quad (124)$$

As an algebra one now considers the \mathbb{Q} -algebra generated by the iterated integrals of the form in eq. (122) together with the relation (123). The expression “generated by” means that there are no further relations implied, and a product such as

$$I(z_0; z_1; z_2) \cdot I(z_3; z_4; z_5) \quad (125)$$

is left as it is. The co-product is more interesting. We define it by treating the quantities $I(z_0; z_1, \dots, z_k; z_{k+1})$ as abstract objects and we set

$$\begin{aligned} \Delta I(z_0; z_1, z_2, \dots, z_k; z_{k+1}) &= \sum_{r=0}^k \sum_{0=i_0 < i_1 < \dots < i_r < i_{r+1} = k+1} \\ &\prod_{p=0}^r I(z_{i_p}; z_{i_{p+1}}, z_{i_{p+2}}, \dots, z_{i_{p+1}-1}; z_{i_{p+1}}) \otimes I(z_0; z_{i_1}, z_{i_2}, \dots, z_{i_r}; z_{k+1}). \end{aligned} \quad (126)$$

In [42] it is shown, that this defines a Hopf algebra. We remind the reader that we use a sloppy notation, as explained in section 2.3.3. For rigorous mathematicians the co-product is defined on the algebra of strings of the form $(z_0; z_1, \dots, z_k; z_{k+1})$. Furthermore, in addition one can consider this Hopf algebra modulo by considering the following relations: For identical start and end points of the integration one can impose the shuffle relation:

$$I(z_0; z_1, \dots, z_k; z_{r+1}) \cdot I(z_0; z_{k+1}, \dots, z_r; z_{r+1}) = \sum_{\text{shuffles } \sigma} I(z_0; z_{\sigma(1)}, \dots, z_{\sigma(r)}; z_{r+1}). \quad (127)$$

The second relation is the path composition formula:

$$I(z_0; z_1, \dots, z_r; z_{r+1}) = \sum_{k=0}^r I(z_0; z_1, \dots, z_k; y) \cdot I(y; z_{k+1}, \dots, z_r; z_{r+1}). \quad (128)$$

Finally, one sets for $k \geq 1$

$$I(z_0; z_1, \dots, z_k; z_0) = 0. \quad (129)$$

Imposing the relations in eqs. (127)-(129) still produces a Hopf algebra. Let us emphasize that in eq. (122) we assume the points z_1, \dots, z_k to be pairwise distinct

and each point not equal to z_0 nor to z_{k+1} . If this condition is not met, we might have to deal with divergent integrals. This point is discussed in detail in the original literature [27, 42] and the lectures by C. Duhr [43].

2.3.7 Comparison of the various coproducts

We have now seen three different co-products for the pre-images of the multiple polylogarithms. We recall that the multiple polylogarithms can be viewed as a map from the shuffle algebra to \mathbb{C} (discussed in section 2.3.4), as a map from the quasi-shuffle algebra to \mathbb{C} (discussed in section 2.3.5) or as map from the algebra of strings of the form $(z_0; z_1, \dots, z_k; z_{k+1})$ to \mathbb{C} (discussed in section 2.3.6). In all three cases we have a co-product on the domain of the map (but not on the co-domain \mathbb{C}). We remind the reader of our notation introduced in section 2.3.3. It is instructive to discuss the differences between the various co-products. We consider the example

$$G(z_1, z_2; 1) = \text{Li}_{11} \left(\frac{1}{z_1}, \frac{z_1}{z_2} \right) = I(0; z_2, z_1; 1). \quad (130)$$

For the shuffle algebra we have

$$\begin{aligned} \Delta^{\text{shuffle}} G(z_1, z_2; 1) &= G(z_1, z_2; 1) \otimes e + e \otimes G(z_1, z_2; 1) \\ &\quad + G(z_2; 1) \otimes G(z_1; 1). \end{aligned} \quad (131)$$

For the quasi-shuffle algebra we obtain

$$\begin{aligned} \Delta^{\text{quasi-shuffle}} \text{Li}_{11} \left(\frac{1}{z_1}, \frac{z_1}{z_2} \right) &= \text{Li}_{11} \left(\frac{1}{z_1}, \frac{z_1}{z_2} \right) \otimes e + e \otimes \text{Li}_{11} \left(\frac{1}{z_1}, \frac{z_1}{z_2} \right) \\ &\quad + \text{Li}_{11} \left(\frac{z_1}{z_2} \right) \otimes \text{Li}_{11} \left(\frac{1}{z_1} \right). \end{aligned} \quad (132)$$

Translated to the G -notation this reads

$$\begin{aligned} \Delta^{\text{quasi-shuffle}} G(z_1, z_2; 1) &= G(z_1, z_2; 1) \otimes e + e \otimes G(z_1, z_2; 1) \\ &\quad + G \left(\frac{z_2}{z_1}; 1 \right) \otimes G(z_1; 1). \end{aligned} \quad (133)$$

Finally, for the Hopf algebra related to the Hodge structure we obtain

$$\begin{aligned} \Delta^{\text{Hodge}} I(0; z_2, z_1; 1) &= I(0; z_2, z_1; 1) \otimes e + e \otimes I(0; z_2, z_1; 1) \\ &\quad + I(0; z_2; z_1) \otimes I(0; z_1; 1) + I(z_2; z_1; 1) \otimes I(0; z_2; 1). \end{aligned} \quad (134)$$

Again, translating to the G -notation we find

$$\begin{aligned} \Delta^{\text{Hodge}} G(z_1, z_2; 1) &= G(z_1, z_2; 1) \otimes e + e \otimes G(z_1, z_2; 1) \\ &+ G\left(\frac{z_2}{z_1}; 1\right) \otimes G(z_1; 1) + G\left(\frac{z_1 - z_2}{1 - z_2}; 1\right) \otimes G(z_2; 1). \end{aligned} \tag{135}$$

We see that the three co-products are different.

3 Dyson-Schwinger equations

We now turn our attention to Dyson-Schwinger equations. One of the fundamental concepts of quantum field theory is Green's functions. For a specified set of external particles, Green's function can be thought of as the set of all Feynman diagrams (to all loop orders) with the specified external particles. It will be convenient to represent the set of all possible Feynman diagrams for a given set of external particles by a blob. In fig. (8) this is illustrated for the two-point and three-point functions

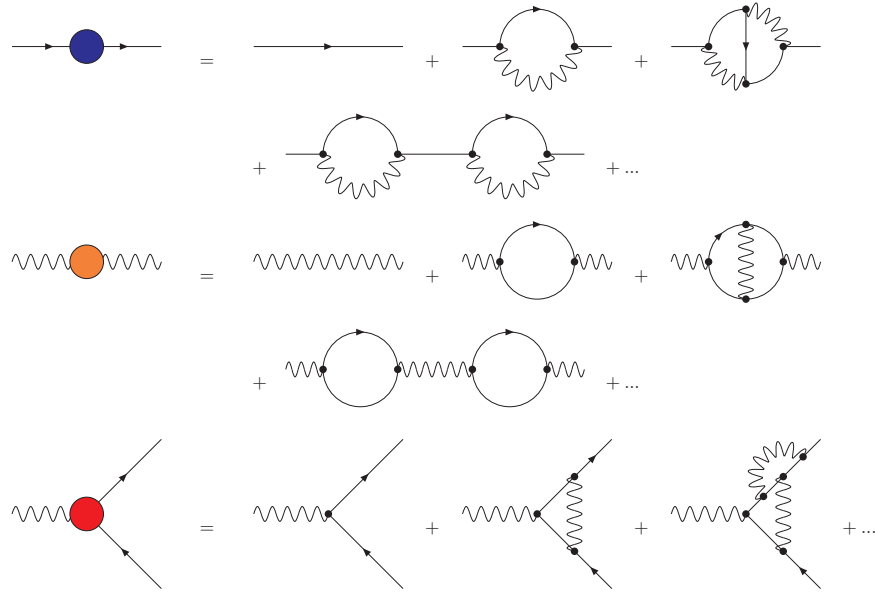


Fig. 8 Two-point and three-point functions in QED. In the two-point case the blob represents all possible Feynman diagrams with the specified set of external particles, in the three-point case the blob represent all possible one-particle irreducible Feynman diagrams with the specified set of external particles.

in quantum electrodynamics (QED). In QED we have as two-point function the electron propagator and the photon propagator. As three-point function we have the

electron-photon-vertex function. The Dyson-Schwinger equations are integral equations among Green's functions. As an example, the Dyson-Schwinger equations for the electron propagator and the photon propagator in QED are shown in fig. (9).

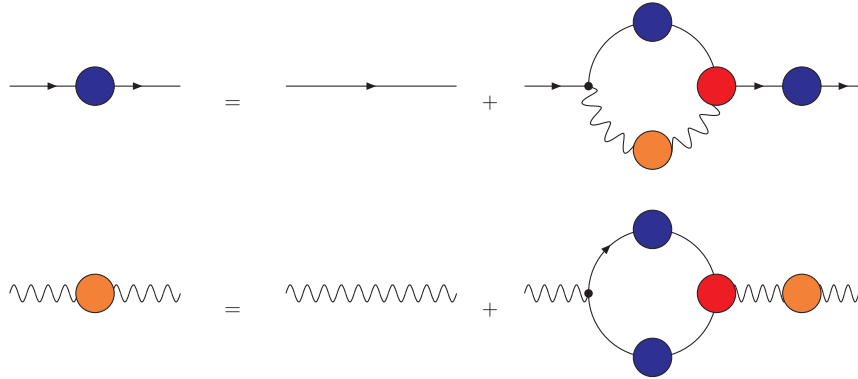


Fig. 9 Dyson-Schwinger equations for the electron propagator and the photon propagator in QED.

Note that the Dyson-Schwinger equations for the propagators involve Green's function for the vertex. In other words, a Dyson-Schwinger equation for a two-point function involves a three-point function. Let us then look at the Dyson-Schwinger equation for the electron-photon vertex. This Dyson-Schwinger equation is shown

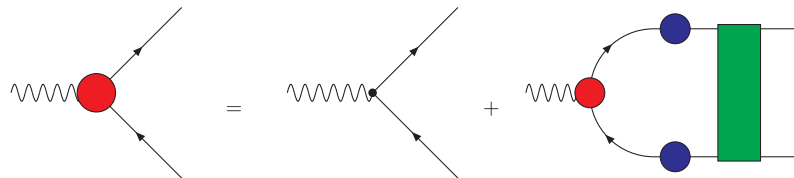


Fig. 10 Dyson-Schwinger equation for the electron-photon vertex.

in fig. (10) and involves the electron-positron scattering kernel, depending on four external particles. This leads to a coupled system of Dyson-Schwinger equations for Green's functions involving all possible numbers of external particles. In order to solve a Dyson-Schwinger equation we have to truncate the system. We discuss this for a simple example. Consider a toy model consisting of a fermion and a scalar particle. We perform two simplifications: First, we linearize the Dyson-Schwinger equation. In our toy model this implies that the Dyson-Schwinger equation for the scalar-fermion vertex reduces to that shown in fig. (11). In comparison with fig. (10)

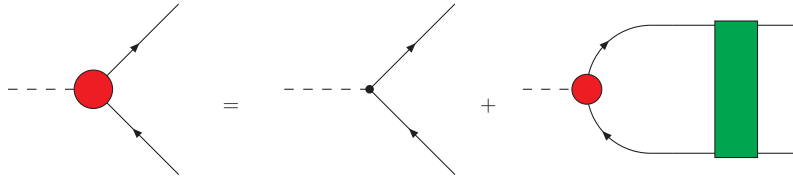


Fig. 11 Linearised Dyson-Schwinger equation for a vertex

we have replaced the full fermion propagator (the two blue blobs) with the corresponding Born propagator. In this way, the unknown function (the scalar-fermion vertex function) appears linearly on the right-hand side (not multiplied by any other unknown function). Secondly, we truncate the kernel at a certain loop order. For

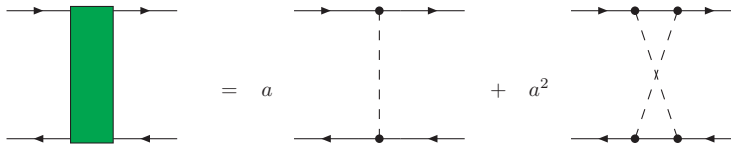


Fig. 12 Truncation of the kernel at two-loop order.

example, we could truncate the kernel at two-loop order, shown in fig. (12). The coupling constant is denoted by a . After this truncation, the kernel can be considered a known function. In other words, with a truncated kernel the Dyson-Schwinger equation in eq. (11) is a linear integral equation for the unknown scalar-fermion vertex (the red blob). Let us make one further simplification by setting the momentum of the scalar external particle to zero, as shown in fig. (13) and let us consider massless particles. The renormalized vertex function $G_R(a, L)$ then only depends on the

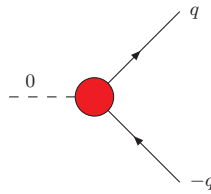


Fig. 13 Simplified kinematics for the vertex function: The external scalar particle has zero momentum. The fermion and the anti-fermion have (outgoing) momentum q and $(-q)$, respectively.

coupling a and the quantity

$$L = \ln\left(\frac{-q^2}{\mu^2}\right), \quad (136)$$

where μ is an arbitrary scale. As renormalization condition we impose

$$G_R(a, 0) = 1. \quad (137)$$

From dimensional analysis it follows that $G_R(a, L)$ must be of the form

$$G_R(a, L) = \exp(-\gamma_G(a)L). \quad (138)$$

The anomalous dimension γ_G depends only on the coupling a , but not on L . Plugging eq. (138) into the truncated and linearized Dyson-Schwinger equation one obtains

$$\exp(-\gamma_G(a)L) = 1 + (\exp(-\gamma_G(a)L) - 1) [aF_1(\gamma_G) + a^2F_2(\gamma_G)], \quad (139)$$

where F_1 and F_2 are the Mellin-transforms of the one-loop and two-loop integral, respectively. Working these out, one finds

$$1 = -a \frac{1}{\gamma_G(1-\gamma_G)} - a^2 \left\{ \frac{1}{\gamma_G^2(1-\gamma_G)^2} - 4 \sum_{n=1}^{\infty} n(1-2^{-2n}) \zeta_{2n+1} [\gamma_G^{2n-2} + (1-\gamma_G)^{2n-2}] \right\}. \quad (140)$$

The sum can be obtained:

$$\begin{aligned} & -4 \sum_{n=1}^{\infty} n(1-2^{-2n}) \zeta_{2n+1} [\gamma_G^{2n-2} + (1-\gamma_G)^{2n-2}] = \\ & = \frac{1}{\gamma_G} [\psi'(1+\gamma_G) - \psi'(1-\gamma_G)] + \frac{1}{1-\gamma_G} [\psi'(2-\gamma_G) - \psi'(\gamma_G)] \\ & \quad - \frac{1}{2\gamma_G} \left[\psi'\left(1+\frac{\gamma_G}{2}\right) - \psi'\left(1-\frac{\gamma_G}{2}\right) \right] \\ & \quad - \frac{1}{2(1-\gamma_G)} \left[\psi'\left(\frac{3-\gamma_G}{2}\right) - \psi'\left(\frac{1+\gamma_G}{2}\right) \right]. \end{aligned} \quad (141)$$

Eq. (140) and eq. (141) implicitly define γ_G as a function of a . Given a , we may solve numerically for γ_G [44].

Let us now consider the Hopf algebra side of this example. Fig. (14) shows some Feynman diagrams, which are computed by the truncated and linearized Dyson-Schwinger equation. It is convenient, to introduce two letters u and v , as shown in fig. (15). The two letters correspond to the one-loop and two-loop contribution to the truncated kernel in fig. (12). With the help of these two letters, we may represent each Feynman diagram in fig. (14) by a word in these two letters, an example is shown in fig. (16). Let us further define two insertion operators B_+^u and B_+^v by the

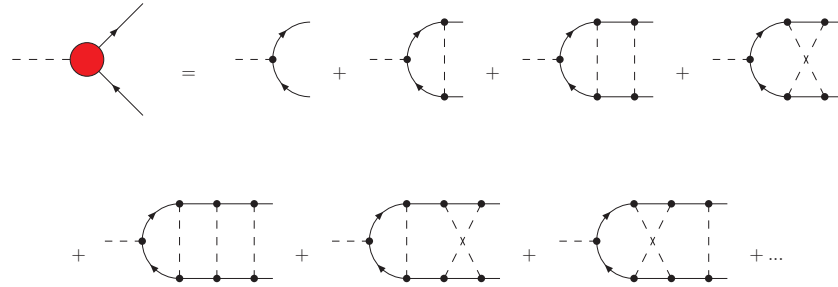


Fig. 14 Feynman diagrams computed by the truncated and linearized Dyson-Schwinger equation.

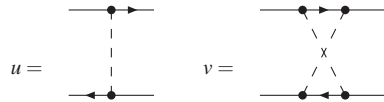


Fig. 15 Two letters, corresponding to the one-loop and two-loop contribution to the truncated kernel, respectively.

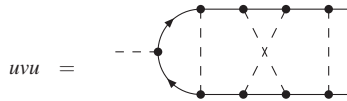


Fig. 16 Feynman diagram from fig. (14) as represented by a word in the two letters u and v .

action on any words w :

$$B_+^u w = uw, \quad B_+^v w = vw. \tag{142}$$

With the help of these two operators we may re-write the Dyson-Schwinger equation in fig. (11) as

$$X(a) = 1 + aB_+^u X(a) + a^2 B_+^v X(a) \tag{143}$$

Eq. (143) is known as a combinatorial Dyson-Schwinger equation. In comparing the combinatorial Dyson-Schwinger eq. (143) with eq. (139) we see that inserting the letter u corresponds in Mellin space to the multiplication of the Mellin-transform of the one-loop integral with the subtracted Green's function. The subtraction for Green's function implements ultraviolet renormalization and the renormalization

condition in eq. (137). In a similar way, the letter v corresponds to the multiplication of the Mellin-transform of the two-loop integral with the subtracted Green's function.

A solution to eq. (143) is given by

$$X(a) = \exp_{\text{III}}(au + a^2v), \quad (144)$$

where \exp_{III} denotes the shuffle-exponential

$$\exp_{\text{III}}(w) = \sum_{n=0}^{\infty} \frac{1}{n!} w^{\text{III}n} \quad (145)$$

and III denotes the shuffle product:

$$\begin{aligned} u^{\text{III}n} &= \underbrace{u \text{ III } u \text{ III } \dots \text{ III } u}_n = n! \underbrace{uu\dots u}_n, \\ u \text{ III } v &= uv + vu. \end{aligned} \quad (146)$$

In terms of Hopf algebra we obtain the shuffle algebra in the two letters u and v . For the first few terms of $X(a)$ in an expansion in a we have

$$X(a) = 1 + au + a^2(uu + v) + a^3(uuu + uv + vu) + \dots \quad (147)$$

$X(a)$ is a group-like element in this Hopf algebra. Therefore, for the co-product we have

$$\Delta X(a) = X(a) \otimes X(a). \quad (148)$$

Combinatorial Hopf algebras are currently the subject of studies [45–48]. Although we only discussed a simple example here, more complicated cases can be envisaged. The challenge is to map the iterated structure of a Feynman graph to the iterated structure of the functions to which this graph evaluates. Techniques such as Mellin-Barnes [49–51], linear reducibility [52], and algorithms based on nested sums [41] may prove useful in this respect. Examples of recent research in the field of Dyson-Schwinger equations can be found in [53–59].

References

1. H. Hopf, *Über die Topologie der Gruppen-Manigfaltigkeiten und ihren Verallgemeinerungen*, Ann. of Math. **42**, 22 (1941)
2. S.L. Woronowicz, *Compact Matrix Pseudogroups*, Commun. Math. Phys. **111**, 613 (1987)
3. D. Kreimer, *On the Hopf algebra structure of perturbative quantum field theories*, Adv. Theor. Math. Phys. **2**, 303 (1998)
4. A. Connes, D. Kreimer, *Hopf algebras, renormalization and noncommutative geometry*, Commun. Math. Phys. **199**, 203 (1998)
5. S. Weinzierl, *Hopf algebra structures in particle physics*, Eur. Phys. J. **C33**, S871 (2004)

6. M. Sweedler, *Hopf Algebras* (Benjamin, New York, 1969)
7. C. Kassel, *Quantum Groups* (Springer, New York, 1995)
8. S. Majid, *Quasitriangular Hopf Algebras and Yang-Baxter Equations*, Int. J. Mod. Phys. **A5**, 1 (1990)
9. D. Manchon, *Hopf algebras, from basics to applications to renormalization*, arXiv:math/0408405, (2004)
10. A. Frabetti, *Renormalization Hopf algebras and combinatorial groups*, in *Geometric and Topological Methods for Quantum Field Theory Proceedings of the 2007 Villa de Leyva Summer School*, pp. 159–219, (Cambridge University Press, 2010), arXiv:0805.4385
11. R. Ehrenborg, *On Posets and Hopf Algebras*, Adv. Math. **119**, 1 (1996)
12. P. Schupp, *Quantum groups, noncommutative differential geometry and applications*. Ph.D. thesis, UC, Berkeley (1993)
13. J. Ecalle, *ARI/GARI, la dimorphie et l'arithmétique des multizêtas: un premier bilan*, Journal de Théorie des Nombres de Bordeaux **15**, 411 (2003)
14. C. Reutenauer, *Free Lie Algebras* (Clarendon Press, Oxford, 1993)
15. S. Weinzierl, *Feynman Graphs*, in *Computer Algebra in Quantum Field Theory. Integration, Summation and Special Functions*, pp. 381–406, (Springer, Vienna, 2013), arXiv:1301.6918
16. C. Bogner, S. Weinzierl, *Feynman graph polynomials*, Int. J. Mod. Phys. **A25**, 2585 (2010)
17. W. Zimmermann, *Convergence of Bogoliubov's method of renormalization in momentum space*, Commun. Math. Phys. **15**, 208 (1969)
18. K. Ebrahimi-Fard, L. Guo, *Rota-Baxter algebras in renormalization of perturbative quantum field theory*, Fields Inst. Commun. **50**, 47 (2007)
19. T. Krajewski, R. Wulkenhaar, *On Kreimer's Hopf algebra structure of Feynman graphs*, Eur. Phys. J. **C7**, 697 (1999)
20. D. Kreimer, *On overlapping divergences*, Commun. Math. Phys. **204**, 669 (1999)
21. A. Connes, D. Kreimer, *Renormalization in quantum field theory and the Riemann-Hilbert problem. 1. The Hopf algebra structure of graphs and the main theorem*, Commun. Math. Phys. **210**, 249 (2000)
22. A. Connes, D. Kreimer, *Renormalization in quantum field theory and the Riemann-Hilbert problem. 2. The beta function, diffeomorphisms and the renormalization group*, Commun. Math. Phys. **216**, 215 (2001)
23. W.D. van Suijlekom, *Renormalization of gauge fields: A Hopf algebra approach*, Commun. Math. Phys. **276**, 773 (2007)
24. K. Ebrahimi-Fard, F. Patras, *Exponential Renormalization*, Annales Henri Poincaré **11**, 943 (2010)
25. K. Ebrahimi-Fard, F. Patras, *Exponential renormalisation. II. Bogoliubov's R-operation and momentum subtraction schemes*, J. Math. Phys. **53**, 083505 (2012)
26. A.B. Goncharov, *Multiple polylogarithms, cyclotomy and modular complexes*, Math. Res. Lett. **5**, 497 (1998)
27. A.B. Goncharov, *Multiple polylogarithms and mixed Tate motives*, arXiv:math.AG/0103059, (2001)
28. J.M. Borwein, D.M. Bradley, D.J. Broadhurst, P. Lisonek, *Special values of multiple polylogarithms*, Trans. Amer. Math. Soc. **353**:3, 907 (2001)
29. J. Vollinga, S. Weinzierl, *Numerical evaluation of multiple polylogarithms*, Comput. Phys. Commun. **167**, 177 (2005)
30. E. Remiddi, J.A.M. Vermaseren, *Harmonic polylogarithms*, Int. J. Mod. Phys. **A15**, 725 (2000)
31. T. Gehrmann, E. Remiddi, *Two-loop master integrals for gamma* -> 3jets: The planar topologies*, Nucl. Phys. **B601**, 248 (2001)
32. N. Nielsen, *Der Eulersche Dilogarithmus und seine Verallgemeinerungen*, Nova Acta Leopoldina (Halle) **90**, 123 (1909)
33. S. Bloch, P. Vanhove, *The elliptic dilogarithm for the sunset graph*, J. Numb. Theor. **148**, 328 (2015)
34. L. Adams, C. Bogner, S. Weinzierl, *The two-loop sunrise graph in two space-time dimensions with arbitrary masses in terms of elliptic dilogarithms*, J. Math. Phys. **55**, 102301 (2014)

35. L. Adams, C. Bogner, S. Weinzierl, *The two-loop sunrise integral around four space-time dimensions and generalisations of the Clausen and Glaisher functions towards the elliptic case*, J. Math. Phys. **56**(7), 072303 (2015)
36. K.T. Chen, *Iterated Path Integrals*, Bull. Amer. Math. Soc. **83**, 831 (1977)
37. F. Brown, *Iterated integrals in quantum field theory*, in *Geometric and Topological Methods for Quantum Field Theory Proceedings of the 2009 Villa de Leyva Summer School*, pp. 188–240 (Cambridge University Press, 2013)
38. J. Ablinger, J. Blümlein, C. Schneider, *Harmonic Sums and Polylogarithms Generated by Cyclotomic Polynomials*, J.Math.Phys. **52**, 102301 (2011)
39. M.E. Hoffman, *Quasi-shuffle products*, J. Algebraic Combin. **11**, 49 (2000)
40. L. Guo, W. Keigher, *Baxter algebras and shuffle products*, Adv. in Math. **150**, 117 (2000)
41. S. Moch, P. Uwer, S. Weinzierl, *Nested sums, expansion of transcendental functions and multi-scale multi-loop integrals*, J. Math. Phys. **43**, 3363 (2002)
42. A.B. Goncharov, *Galois symmetries of fundamental groupoids and noncommutative geometry*, Duke Math. J. **128**, 209 (2005)
43. C. Duhr, *Mathematical aspects of scattering amplitudes*, arXiv:1411.7538, (2014)
44. I. Bierenbaum, D. Kreimer, S. Weinzierl, *The next-to-ladder approximation for Dyson-Schwinger equations*, Phys.Lett. **B646**, 129 (2007)
45. C. Bergbauer, D. Kreimer, *Hopf algebras in renormalization theory: Locality and Dyson-Schwinger equations from Hochschild cohomology*, IRMA Lect.Math.Theor.Phys. **10**, 133 (2006)
46. D. Kreimer, K. Yeats, *Recursion and growth estimates in renormalizable quantum field theory*, Commun.Math.Phys. **279**, 401 (2008)
47. L. Foissy, *General Dyson-Schwinger equations and systems*, Commun.Math.Phys. **327**, 151 (2014)
48. O. Krüger, D. Kreimer, *Filtrations in Dyson-Schwinger equations: Next-to^j-leading log expansions systematically*, Annals Phys. **360**, 293 (2015)
49. I. Bierenbaum, S. Weinzierl, *The massless two-loop two-point function*, Eur. Phys. J. **C32**, 67 (2003)
50. D. Kreimer, E. Panzer, *Renormalization and Mellin transforms*, in *Computer Algebra in Quantum Field Theory. Integration, Summation and Special Functions*, pp. 195-223, (Springer, Vienna, 2013), arXiv:1207.6321
51. E. Panzer, *Renormalization, Hopf algebras and Mellin transforms*, arXiv:1407.4943, (2014)
52. F. Brown, *The massless higher-loop two-point function*, Commun. Math. Phys. **287**, 925 (2008)
53. D.J. Broadhurst, D. Kreimer, *Exact solutions of Dyson-Schwinger equations for iterated one loop integrals and propagator coupling duality*, Nucl. Phys. **B600**, 403 (2001)
54. D. Kreimer, K. Yeats, *An Etude in non-linear Dyson-Schwinger Equations*, Nucl. Phys. Proc. Suppl. **160**, 116 (2006)
55. G. van Baalen, D. Kreimer, D. Uminsky, K. Yeats, *The QED beta-function from global solutions to Dyson-Schwinger equations*, Annals Phys. **324**, 205 (2009)
56. G. van Baalen, D. Kreimer, D. Uminsky, K. Yeats, *The QCD beta-function from global solutions to Dyson-Schwinger equations*, Annals Phys. **325**, 300 (2010)
57. M.P. Bellon, P.J. Clavier, *Higher Order Corrections to the Asymptotic Perturbative Solution of a Schwinger-Dyson Equation*, Lett. Math. Phys. **104**, 749 (2014)
58. M.P. Bellon, P.J. Clavier, *A Schwinger-Dyson Equation in the Borel Plane: Singularities of the Solution*, Lett. Math. Phys. **105**, 795 (2015)
59. P.J. Clavier, *Analytic Results for Schwinger-Dyson Equations with a Mass Term*, Lett. Math. Phys. **105**(6), 779 (2015)