

# Semi-phenomenological analysis of neutron scattering results for quasi-two dimensional quantum anti-ferromagnet

Subhajit Sarkar,<sup>1,\*</sup> Ranjan Chaudhury,<sup>1,†</sup> and Samir K. Paul<sup>1,‡</sup>

<sup>1</sup>*S. N. Bose National Centre For Basic Sciences,  
Block - JD, Sector - III, Salt Lake, Kolkata - 700098, India*

(Dated: August 8, 2021)

The available results from the inelastic neutron scattering experiment performed on the quasi-two dimensional spin  $\frac{1}{2}$  anti-ferromagnetic material  $La_2CuO_4$  have been analysed theoretically. The formalism of ours is based on a semi-classical like treatment involving a model of an ideal gas of mobile vortices and anti-vortices built on the background of the Néel state, using the bipartite classical spin configuration corresponding to an XY- anisotropic Heisenberg anti-ferromagnet on a square lattice. The results for the integrated intensities for our spin  $\frac{1}{2}$  model corresponding to different temperatures, show occurrence of vigorous unphysical oscillations, when convoluted with a realistic spectral window function. These results indicate failure of the conventional semi-classical theoretical model of ideal vortex/anti-vortex gas arising in the Berezinskii-Kosterlitz-Thouless theory for the low spin magnetic systems. A full fledged quantum mechanical formalism and calculations seem crucial for the understanding of topological excitations in such low spin systems. Furthermore, a severe disagreement is found to occur at finite values of energy transfer between the integrated intensities obtained theoretically from the conventional formalism and those obtained experimentally. This further suggests strongly that the full quantum treatment should also incorporate the interaction between the fragile-magnons and the topological excitations. This is quite plausible in view of the recent work establishing such a process in XXZ quantum ferromagnet on 2D lattice. The high spin XXZ quasi-two dimensional antiferromagnet like  $MnPS_3$  however follows the conventional theory quite well.

*Keywords:* Spin dynamics, Topological spin excitations, Berezinskii-Kosterlitz-Thouless transition, Spin 1/2 easy plane Anti-ferromagnet.

*Highlights:*

- Inadequacies in the conventional meron gas phenomenology in explaining the spin dynamics corresponding to layered low-spin anti-ferromagnets.
- Requirement of a full fledged quantum mechanical formalism for the understanding of spin dynamics induced by both topological and conventional excitations.
- Necessity of a proper understanding of the interaction between the conventional and topological excitations at the quantum level.

## I. INTRODUCTION

Spin dynamics in low dimensional magnetic systems have generated a significant research interest during the last three decades[1–31]. Different types of one and quasi-one dimensional as well as two and quasi-two dimensional systems have been studied both experimentally and theoretically to probe and understand the spin dynamics arising from the conventional spin wave excitations and their mutual interactions, as well as from vortex/meron and soliton like topological excitations [15–17, 19, 20, 27]. In many of these systems the topological excitations of soliton and vortex/meron type occur naturally as they are thermodynamically feasible.

Motivated by the distinct possibilities of applications towards building of magnetic devices, the quasi-two dimensional systems have attracted a renewed research

interest in recent times. Magnetic vortices present in these systems, have proved to be potential candidates for switching devices [32–35]. Direct experimental evidences of such vortices have been verified by both the Magnetic Force Microscopy (MFM) and the spin-polarized Scanning Tunnelling Microscopy (STM) [36, 37].

The spin dynamics in many of the above magnetic systems has been investigated experimentally using the Inelastic Neutron Scattering (INS) and the Nuclear Magnetic Resonance (NMR) techniques. These include quasi-one dimensional systems such as  $CsNiF_3$ , layered systems such as  $K_2CuF_4$ ,  $Rb_2CrCl_4$ ,  $LiCrO_2$ , magnetically intercalated graphites, layered ruthenates, layered managanites and the high- $T_C$  cuprates [16–18, 20–29, 31]. In the INS experiments performed on several of above materials, the existence of a prominent “central peak” (at  $\hbar\omega = 0$ ) has been confirmed in the plot for the dynamical structure function  $S(\mathbf{q}, \omega)$  vs. neutron energy transfer ‘ $\hbar\omega$ ’ in the constant ‘ $\mathbf{q}$ ’ scan [21, 22]. These findings further serve as the motivation behind the huge variety of experiments performed on the layered magnetic systems. Moreover, the advancement of numerical and computa-

\* subhajit@bose.res.in

† ranjan@bose.res.in

‡ smr@bose.res.in

tional techniques also contributed to the understanding of the possible role of both the spin waves and the topological excitations in emergence of the central peak.

Kosterlitz and Thouless, and Berezinskii independently introduced the concept of vortex and anti-vortex like topological spin excitations in the two dimensional classical magnetic (spin) systems [38–40]. According to their ideas, there exists a non-conventional topological phase transition (known as Berezinskii-Kosterlitz-Thouless or BKT transition) characterized by the crossover between binding to unbinding phases of vortex-anti-vortex pairs at a transition temperature  $T_{BKT}$ . Below this temperature all the vortices and anti-vortices are in a bound state and above this temperature some of them start moving freely. Further analytical and numerical studies and suitable extension of these approaches led to the proposal for the existence of topological vortices and anti-vortices in pure XY model and merons and anti-merons in XY-anisotropic Heisenberg model, for both ferromagnetic and anti-ferromagnetic types, on two-dimensional lattices [41–46]. Furthermore, approximate analytical calculations and Monte Carlo-Molecular Dynamics (MCMD) simulations have strongly suggested that the freely moving topological excitations in the regime  $T > T_{BKT}$ , contribute non-trivially to the spin-spin correlation and give rise to the “central peak”, as mentioned above [41–44]. The occurrence of such a “central peak” in quasi-two dimensional magnetic systems is now unanimously believed to be the signature for the dynamics of mobile topological excitations in a layer.

In spite of a lot of studies on the anisotropic Heisenberg model on two dimensional lattices the contributions of vortices/anti-vortices to the dynamics of the model, especially the detailed quantitative features of the DSFs are still not completely understood.

In the context of two-dimensional magnetism, the undoped (anti-ferromagnetic and non-superconducting) phases of the high  $T_c$  cuprate systems are believed to be excellent examples of two dimensional XY anisotropic Heisenberg Hamiltonian in an appropriate temperature regime. One member of this class of systems is  $La_2CuO_4$ , on which extensive INS experiments have been performed [30, 31]. This is a truly spin-1/2 layered anti-ferromagnet. The intra-layer integrated intensity corresponding to the results of INS experiment performed on  $La_2CuO_4$ , exhibits a central peak when plotted against the neutron energy transfer  $\hbar\omega$  (or frequency ‘ $\omega$ ’).

It has been shown that the results of vortex gas phenomenology and numerical simulations lead to an anomaly in the case of layered anti-ferromagnetic systems having very low spin values ( $S=1/2$ ) [47]. Strikingly enough, the value of  $T_{BKT}$  obtained from Renormalization group analysis and numerical simulations is four (4) times the value of  $T_{BKT}$  calculated from the classical expression obtained by Kosterlitz and Thouless [47]. Furthermore, in our previous work we have already established that for quasi-two dimensional ferromagnetic systems having low spin values ( $S=1/2$ ) the conventional

semi-classical like treatment involving the ideal gas of unbound vortices/merons and anti-vortices/anti-merons corresponding to high temperature regime  $T > T_{BKT}$ , shows large inconsistency with the experimental situation and exhibits unphysical behaviour [48]. In this case the theoretical dynamical structure function (DSF) turns out to be negative for a wide range of energy transfers! However the range, over which the theoretical DSF remains positive, increases when the value of the spin is increased [48]. These facts motivate us to investigate and test in detail the applicability of the semi-classical-like treatment mentioned above to the INS results corresponding to real anti-ferromagnetic systems with  $S=1/2$ . For this exercise we select  $La_2CuO_4$  as the reference system [30, 31].

It is worthwhile to mention that the BKT transition can also be identified at the transition temperature  $T_{BKT}$  where the spin-stiffness jumps discontinuously from a universal value below  $T_{BKT}$  to zero above  $T_{BKT}$  [49]. Moreover, in anti-ferromagnetic model possessing Ising like anisotropy (in the z-direction) on two dimensional lattices, with external field being applied in the z-direction, such a discontinuous jump has been observed [50]. However, the discontinuous jump in this case may have its origin different from the vortex-anti-vortex unbinding mechanism since it is well known that the BKT transition in magnetic systems can only occur when the anisotropy is XY like [41–44].

The plan of the paper is as follows:- in section II we describe the formulation of our semi-classical like treatment; in section III we discuss our calculations and results and finally in section IV the conclusions and discussions of our present investigation are presented.

## II. MATHEMATICAL FORMULATION

The dynamics of mobile topological excitations in an anti-ferromagnetic system on a two-dimensional square lattice have been analysed both analytically and numerically [41–45]. The analytical studies have been performed by assuming a classical ideal gas of vortices/merons where the vortices/merons obey Maxwell’s velocity distribution. The model system is described the XY-anisotropic Heisenberg (XXZ) Hamiltonian, viz.,

$$\mathcal{H} = -J \sum_{\langle ij, pq \rangle} (S_{ij}^x S_{pq}^x + S_{ij}^y S_{pq}^y + \lambda S_{ij}^z S_{pq}^z), \quad (1)$$

where  $\langle ij, pq \rangle$  label the nearest neighbour sites on a two-dimensional square lattice and  $J (< 0)$  is the anti-ferromagnetic exchange coupling. Here  $\lambda$  is the anisotropy parameter whose pure XY and isotropic Heisenberg limit correspond to  $\lambda = 0$  and 1 respectively.

The structures of the vortices/merons have been obtained by solving the classical equations of motion corresponding to the Hamiltonian given by eqn. (1). In deriving the classical equations of motion the spins have been considered to be classical objects (classical spin fields

$S(\mathbf{r}, t)$  as a function of position coordinates and time, which are defined on the entire lattice. At even or odd

$$\begin{aligned} S_{ij}^{even} &= +S[\sin(\Theta_{ij} + \theta_{ij}) \cos(\Phi_{ij} + \phi_{ij}), \sin(\Theta_{ij} + \theta_{ij}) \sin(\Phi_{ij} + \phi_{ij}), \cos(\Theta_{ij} + \theta_{ij})], \\ S_{ij}^{odd} &= -S[\sin(\Theta_{ij} - \theta_{ij}) \cos(\Phi_{ij} - \phi_{ij}), \sin(\Theta_{ij} - \theta_{ij}) \sin(\Phi_{ij} - \phi_{ij}), \cos(\Theta_{ij} - \theta_{ij})], \end{aligned} \quad (2)$$

where ‘even’ and ‘odd’ signifies the two different sublattices [51]. The static spin configuration corresponding to the merons are described by the capital angles  $\Theta(\mathbf{r})$  (polar) and  $\Phi(\mathbf{r})$  (azimuthal), and the time dependent small angles  $\theta(\mathbf{r}, t)$  and  $\phi(\mathbf{r}, t)$  describes the corresponding deviations from the static structure due to the motion of the merons and the spin dynamics above BKT transition temperature [44, 45]. The expression of the vortex core radius is given by [44, 45]

$$r_v = \frac{a}{2} \sqrt{\frac{\lambda}{1-\lambda}}. \quad (3)$$

From the above considerations the in-plane dynamical structure function (in-plane DSF)  $S^{xx}(\mathbf{q}, \omega)$  is given by,

$$S^{xx}(\mathbf{q}, \omega) = \frac{S(S+1)}{2\pi} \frac{\gamma^3 \xi^2}{(\omega^2 + \gamma^2 [1 + (\xi \mathbf{q}^*)^2])^2}, \quad (4)$$

with  $\gamma = \frac{\sqrt{\pi} \bar{u}}{2\xi}$ , where  $\mathbf{q}^* = (\mathbf{q}_0 - \mathbf{q})$ ;  $\mathbf{q}_0 = (\pi/a, \pi/a)$  and in our case  $S = \frac{1}{2}$ . The above expression for the in-plane dynamical structure function is a squared Lorentzian exhibiting a central peak at  $\omega = 0$  in ‘ $\omega$ ’-space for constant  $\mathbf{q}$ -scan and exhibiting a central peak at the zone boundary of the first Brillouin Zone (BZ) in the ‘ $q$ ’ space for constant  $\omega$ -scan [44, 45]. In the above expression  $\bar{u}$  is the root mean square (rms) velocity of the vortices and is given by,

$$\bar{u} = \sqrt{b\pi} \frac{JS(S+1)a^2}{\hbar} (\sqrt{n_v^f}) \tau^{-1/4}, \quad (5)$$

where  $n_v^f \sim (2\xi)^{-2}$  is the density of free vortices at  $T > T_{BKT}$  [41]. Here  $\xi = \xi_0 e^{b/\sqrt{\tau}}$  is the intra-layer two-spin correlation length due to the presence of vortices, where  $\xi_0$  is of the order of lattice spacing ‘ $a$ ’;  $\tau = (\frac{T}{T_{BKT}} - 1)$  is the reduced temperature and  $b$  is a dimensionless parameter whose numerical value is generally around 1.5 [22, 47]. The quantity  $S^{xx}(\mathbf{q}, \omega)$  is sensitive to the in-plane structure of the vortices/merons [44, 45].

Again the effective analytical expression for the out-of-plane dynamical structure function (out-of-plane DSF)  $S^{zz}(\mathbf{q}, \omega)$  in the limit of very small ‘ $q$ ’ is given by [44, 45]

$$S^{zz}(\mathbf{q}, \omega) = \frac{n_v^f \bar{u}}{32(1+\lambda)^2 J^2 \sqrt{\pi} q^3} \exp[-(\frac{\omega}{\bar{u}q})^2]. \quad (6)$$

The above form of the out-of-plane dynamical structure function is a Gaussian, exhibiting again a central peak

lattice sites these spin fields become identical to the following bi-partite spin configurations:

at  $\omega = 0$ , when plotted in the constant  $\mathbf{q}$ -scan. The function  $S^{zz}(\mathbf{q}, \omega)$  is sensitive to the out-of-plane shape of the vortices/merons [44, 45].

In the case of layered systems, in a suitable regime in the parameter space comprising of temperature and wave vector where these systems behave effectively as two-dimensional systems, the integrated intensity corresponding to a typical inelastic neutron scattering experiment is given by

$$I(\omega) = \int \sum_{\alpha} S^{\alpha\alpha}(\mathbf{q}_{2D}, \omega) dq_x dq_y, \quad (7)$$

where the quantity  $S^{\alpha\alpha}(\mathbf{q}_{2D}, \omega)$  represents the intra-layer in-plane spin dynamical structure function when  $\alpha = x$  and  $y$  and the intra-layer out-of-plane spin dynamical structure function when  $\alpha = z$  [15, 52, 53].

The approach in our present work is quite similar to that adopted earlier in the case of ferromagnetic systems [48]. In order to compare theory with experiment the dynamical structure function, obtained from the model under consideration, is multiplied with the resolution function  $R(t)$  (in time domain) or convoluted with  $\tilde{R}(\omega - \omega')$  (in the frequency domain), as has been done in the case of ferromagnetic system [48, 52, 54]. Hence, the components of the convoluted integrated intensity comes out to be,

$$I_{conv}^{\alpha\alpha}(\omega) = \int dq_x dq_y \int d\omega' \tilde{R}(\omega - \omega') S^{\alpha\alpha}(\mathbf{q}_{2D}, \omega'). \quad (8)$$

The resolution function has to be chosen in such a way that minimum ripples occur at the end points of the resolution width. The different parameters of the resolution function can be obtained from the resolution half width or the full width at the half maximum (FWHM) which are quoted in the experiments. Since X and Y components of the spins are symmetric i.e.,  $S^{xx}(\mathbf{q}, \omega) = S^{yy}(\mathbf{q}, \omega)$  the total intensity comes out to be,

$$I(\omega) = 2I^{xx}(\omega) + I^{zz}(\omega). \quad (9)$$

Furthermore, keeping in mind the low spin situation the quantum mechanical detailed balance condition is incorporated in our formalism [55]. Then semi-classical estimate for  $I(\omega)$ , denoted by  $I_{SC}(\omega)$  is recovered by the relation,

$$I^{SC}(\omega) = \frac{2}{1 + \exp(\frac{-\hbar\omega}{k_B T})} I(\omega), \quad (10)$$

where the factor  $\frac{2}{1+\exp(\frac{-\hbar\omega}{k_B T})}$  is the detailed balance factor and is called the Windsor factor [56, 57]. The superscript ‘SC’ stands for the term semi-classical.

As has been pointed out in the case of ferromagnetic systems, this approach of ours is truly ‘semi-classical-like’ in the sense that the expression for the rms vortex velocity ‘ $\bar{u}$ ’, as given in eqn. (4), contains ‘ $\hbar$ ’ and in addition the quantum mechanical detailed balance condition has been incorporated through the Windsor factor[48].

It is worthwhile to mention that the above formulation based on dilute vortex/meron gas phenomenology hold for unbound anti-vortices/anti-merons too on the basis of the assumption that the vortices/merons and anti-vortices/anti-merons do not interact with each other.

### III. CALCULATIONS AND RESULTS

In this work the formalism of Section II is applied to an anti-ferromagnetic material  $La_2CuO_4$  on which inelastic neutron scattering experiments (INS) involving polarized neutron beam have been performed [30, 31]. The material is an XY-anisotropic quasi-two-dimensional spin 1/2 quantum Heisenberg anti-ferromagnet. The magnetic lattice structure of it is composed of stacking of two-dimensional square lattices [30, 31]. The spin Hamiltonian relevant to the above material is given by,

$$\mathcal{H} = \underbrace{(-J \sum_{\langle i,j \rangle} \mathbf{S}_i \cdot \mathbf{S}_j + J_A \sum_{\langle i,j \rangle} S_i^z S_j^z)}_{\text{intra-layer part}} - \underbrace{J' \sum_{\langle i,k \rangle} \mathbf{S}_i \cdot \mathbf{S}_k}_{\text{inter-layer part}} \quad (11)$$

where  $\langle i, j \rangle$  represents the intra-layer nearest neighbour interaction and  $\langle i, k \rangle$  represents the inter-layer nearest neighbour interaction. In the above Hamiltonian,  $J$  is the isotropic part and  $J_A$  is anisotropic part of the intra-layer exchange coupling and,  $J'$  is the inter-layer exchange coupling. The ordering temperature i.e., the Néel temperature for the quasi-two dimensional system ( $La_2CuO_4$ ) is given by  $T_N = 240$  K. The intra-layer part of the above Hamiltonian (11) can be simplified, by expressing  $(J - J_A)$  as  $\lambda J$ , to obtain the model Hamiltonian (1), where  $\lambda$  is the anisotropy parameter. The relevant physical parameters corresponding to  $La_2CuO_4$  are given in the TABLE I [58].

Parameter	Magnitude
$J$ (intra-layer)	$\sim 1345$ K
$J_A$ (intra-layer)	$\sim 0.269$ K
$J'$ (inter-layer)	$\sim 0.04$ K
anisotropy parameter ( $\lambda$ )	0.9998
lattice parameter(a)	5.39 Å
Néel temperature ( $T_N$ )	240 K

TABLE I. Relevant parameters for  $La_2CuO_4$

Next we try to determine the temperature range over which the material  $La_2CuO_4$  behaves effectively as a two-dimensional material. From the neutron scattering data for quasi-two-dimensional spin 1/2 XY-anisotropic ferromagnet  $K_2CuF_4$ , it was found that in a temperature regime  $T_1 \leq T \leq T_2$ , where the lower ( $T_1$ ) and the upper ( $T_2$ ) limits are defined by the following relations,

$$\xi(T_1) = \sqrt{\frac{|J|}{|J'|}} \quad (12)$$

$$\xi(T_2) = \sqrt{\frac{|J|}{|J_A|}}$$

the system behaves as a 2D XY-like anisotropic system [21, 22]. Assuming that the above phenomenological argument holds for the layered anti-ferromagnetic systems

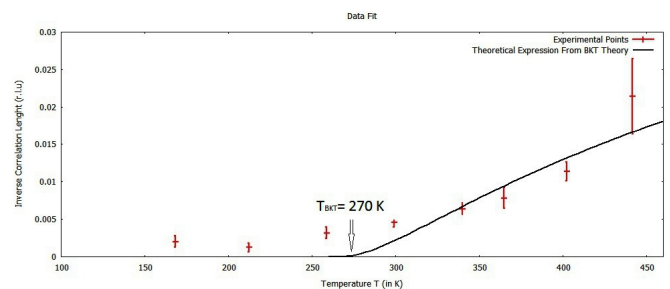


FIG. 1. Fitting of the experimentally obtained inverse correlation length with the corresponding theoretical expression (see eqn. (13)). Solid line corresponds to the theoretical expression. BKT transition temperature is  $T_{BKT} = 270$  K.

as well, we determine the above two temperature limits as  $T_1 \approx 260$  K and  $T_2 \approx 360$  K for  $La_2CuO_4$ . Within this temperature regime the Hamiltonian (11) can be effectively be represented by the Hamiltonian (1). It is worthwhile to point out that since in the above temperature regime the system is effectively a two-dimensional one, long range anti-ferromagnetic ordering is absent in this regime [59]. Further, within the above mentioned temperature range the BKT inspired ideal vortex/meron-gas phenomenology is valid and we can therefore use the theoretical expression for the inverse correlation length (expressed in r.l.u),

$$\kappa(T) = \frac{1}{\pi} e^{-b/\sqrt{T}} \quad (13)$$

as predicted by Kosterlitz and Thouless, to fit the experimentally obtained inverse correlation length [38]. This gives the value of the BKT transition temperature as  $T_{BKT} \approx 270$  K for  $La_2CuO_4$  (see FIG. 1). In this work we shall make use of the above value of  $T_{BKT}$  to calculate the convoluted in-plane integrated intensity,  $I_{conv}^{xx}(\omega)$  and the convoluted out-of-plane integrated intensity  $I_{conv}^{zz}(\omega)$ , by making use of eqns. (4) to (6), and then eqns. (7) and (8).

We now study the convoluted in-plane integrated intensities  $I_{conv}^{xx}(\omega)$  at different temperatures. The expression for the  $I_{conv}^{xx}(\omega)$  is given by eqn. (8) with  $\alpha = x$ , where the in-plane DSF,  $S^{xx}(\mathbf{q}_2\mathbf{D}, \omega)$  is given by eqn. (4). In the experimental investigations on  $La_2CuO_4$ , to find the neutron intensity as a function of momentum transfer ' $\hbar\mathbf{q}$ ' the scans in the ' $\mathbf{q}$ '-space have been performed about the zone boundary of the first BZ within the range,  $-0.1 \leq \mathbf{q}^* \leq 0.1$ , expressed in r.l.u [30, 31]. In calculating  $I_{conv}^{xx}(\omega)$  using eqn. (13) we have also made use of the above mentioned regime only. The resolution function has been chosen in the form of the Tukey window to convolute the in-plane DSF. This is one of the most commonly used spectral smoothing functions in the field of spectral analysis [60, 61]. The experimental resolution width is 1.4 meV at the full width at half maximum (FWHM) as specified in the experiment [30, 31]. We compute  $I_{conv}^{xx}(\omega)$  for four different temperatures, viz., 290 K, 320 K, 350 K and 375 K. The

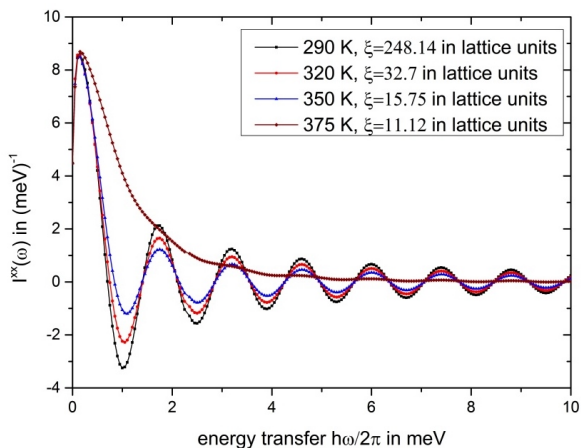


FIG. 2. The plot of convoluted (with Tukey window function) in-plane integrated intensity  $I_{conv}^{xx}(\omega)|_{SC}$  at four different temperatures, viz., 290 K, 320 K, 350 K and 375 K. The rms velocities at these temperatures are  $\bar{u} = 0.00365 \frac{a}{t_{nat}}$ ,  $0.0836 \frac{a}{t_{nat}}$ ,  $0.085 \frac{a}{t_{nat}}$ ,  $0.2323 \frac{a}{t_{nat}}$  respectively.

semi-classical convoluted in-plane integrated intensities denoted by,  $I_{conv}^{xx}(\omega)|_{SC}$  are plotted as functions of energy transfers in FIG. 2, where eqns. (9) and (10) have been used. The figures clearly exhibit that  $I_{conv}^{xx}(\omega)|_{SC}$  oscillates vigorously after convoluting with the Tukey function, although the ‘central peak’ still persists. This is quite contrary to what we experienced in the case of ferromagnet [48].

To avoid such oscillations we later tried performing the above calculations using a modified version of the Tukey function (see eqns. (A4) and (A5) in the Appendix). The integrated intensity (at 290 K) corresponding to this new window function is also plotted in FIG 3 along with the same corresponding to the use of Tukey function. From this figure it is clearly visible that the

unwanted oscillations diminish considerably when we use the modified Tukey function. More interestingly, FIG. 4

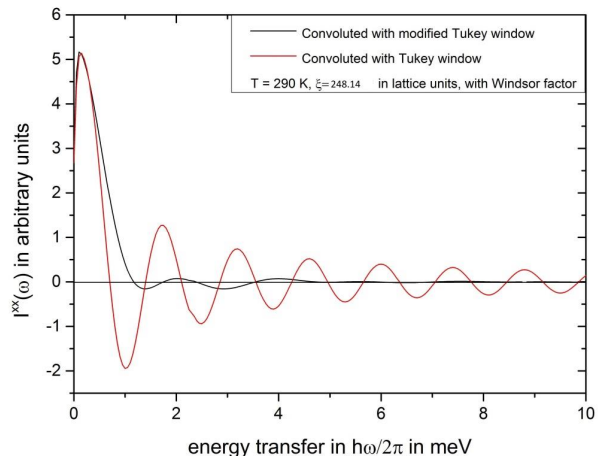


FIG. 3. The plot of convoluted in-plane integrated intensity  $I_{conv}^{xx}(\omega)|_{SC}$  at 290 K. The red solid line corresponds to the  $I_{conv}^{xx}(\omega)|_{SC}$  obtained by using the Tukey window function (see (A4)). The black solid line corresponds to the  $I_{conv}^{xx}(\omega)|_{SC}$  obtained by using the modified Tukey window function (see (A5)).

indicates that at even higher temperature, viz., at around 375 K ( $\approx 1.388T_{BKT}$ ) both the Tukey function and the modified Tukey function lead to very similar results. The oscillations are totally absent in the theoretical plot of  $I_{conv}^{xx}(\omega)|_{SC}$  vs. energy transfers corresponding to both the resolution functions. It is worthwhile to mention that the corresponding temperature  $T=375$  K ( $> T_2$ ) falls just outside the range  $T_1 \leq T \leq T_2$  within which the BKT phenomenology remains valid. However, the use of such a modified Tukey function may wipe out some of the genuine and intrinsic fluctuations present in the anti-ferromagnetic systems in two dimensions. Hence, we make use of the Tukey function only for our purpose because it is very frequently used in the field of spectral analysis.

We further notice a slight shift in the position of the central peak. This is due to the inclusion of detailed balance condition. The important point here is that the shift is well within the resolution width 1.4 meV at the FWHM, and hence the peak is truly a central peak situated at  $\hbar\omega = 0$ .

Exactly the same results hold for  $I_{conv}^{yy}(\omega)|_{SC}$  which is obvious from the symmetry argument. The normalization factor required for the quantitative comparison between the theoretical and the experimental results is estimated from the neutron count corresponding to the experimental results for  $La_2CuO_4$ .

We now evaluate the out-of-plane integrated intensity  $I_{conv}^{zz}(\omega)|_{SC}$  for the same set of temperatures as have been considered earlier for the evaluation of  $I_{conv}^{xx}(\omega)|_{SC}$  (see FIG 5). The expression for the  $I_{conv}^{xx}(\omega)$  is given

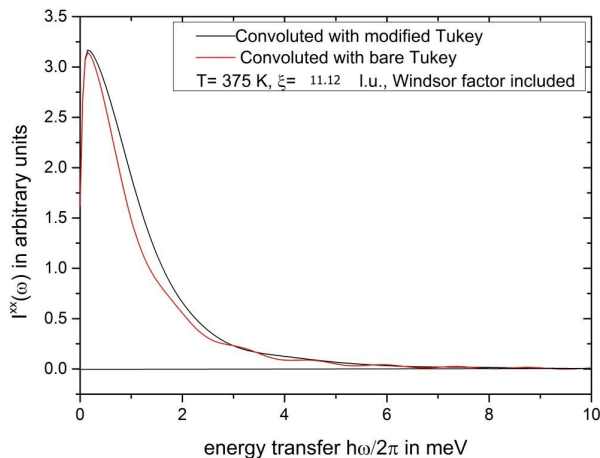


FIG. 4. The plot of convoluted in-plane integrated intensity  $I_{conv}^{xx}(\omega)|_{SC}$  at 375 K. The red solid line corresponds to the  $I_{conv}^{xx}(\omega)|_{SC}$  obtained by using the Tukey window function (see (A4)). The black solid line corresponds to the  $I_{conv}^{xx}(\omega)|_{SC}$  obtained by using the modified Tukey window function (see (A5)).

by, eqn. (8) with  $\alpha = z$ , where the out-of-plane DSF,  $S^{zz}(\mathbf{q}_{2D}, \omega)$  is given by eqn. (6). In this case we find

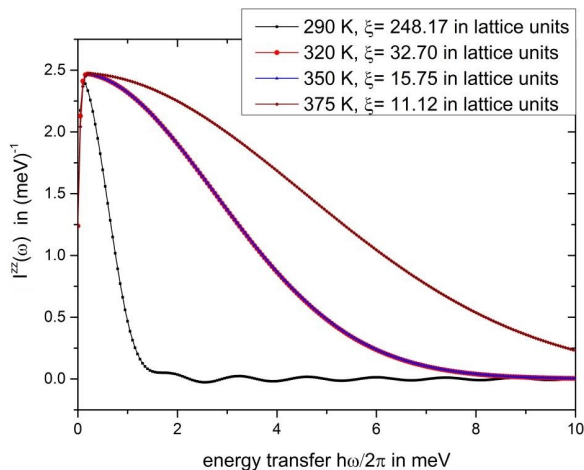


FIG. 5. The plot of convoluted out-of-plane integrated intensity  $I_{conv}^{zz}(\omega)|_{SC}$  at four different temperatures, viz., 290 K, 320 K, 350 K and 375 K. The rms velocities at these temperatures are  $\bar{u} = 0.00365 \frac{a}{t_{nat}}$ ,  $0.0836 \frac{a}{t_{nat}}$ ,  $0.085 \frac{a}{t_{nat}}$ ,  $0.2323 \frac{a}{t_{nat}}$  respectively. The order of magnitude of the  $I_{conv}^{zz}(\omega)|_{SC}$  at the above mentioned four different temperatures are  $10^{-13}$ ,  $10^{-10}$ ,  $10^{-8}$  and  $10^{-7}$  respectively.

that the out-of-plane integrated intensity oscillates only at lower temperatures near  $T = T_{BKT}$ . It is worth recalling here that the magnitude of the out-of-plane integrated intensity is proportional to the density  $n_v^f$  and the rms velocity  $\bar{u}$  of the free vortices/merons. Since

both density  $n_v^f$  and the rms velocity  $\bar{u}$  increases with increasing temperature the out-of-plane part of the spin-spin correlation (see eqns. (6) and (8)) acquire dominance (considerable magnitude) only at higher temperatures much above  $T_{BKT}$ .

Furthermore, the absolute magnitude of the integrated intensity  $I_{conv}^{xx}(\omega)|_{SC}$  is higher (almost  $10^7$  times for the highest temperature considered here) than that of  $I_{conv}^{zz}(\omega)|_{SC}$  at temperatures above  $T_{BKT}$ . This is so because,  $I_{conv}^{zz}(\omega)|_{SC}$  is proportional to  $n_v^f$  and it increases with the increasing value of the rms velocity  $\bar{u}$ . The typical energy scales involved in the dynamics of mobile vortices/merons corresponding to the anti-ferromagnetic system  $La_2CuO_4$  are such that  $n_v^f$  is very small (compared to the case of ferromagnet where the free vortex number density turns out to be appreciable [48]). For the present case of  $La_2CuO_4$  at  $T = 350K$ , the numerical value for the density of free vortices comes out to be  $n_v^f = 1.36 \times 10^{-4} a^{-2}$  and the same for the rms velocity comes out to be  $\bar{u} = 9163 m/sec = 0.085 \frac{a}{t_{nat}}$ , where  $t_{nat} = \frac{2\hbar}{\sqrt{3}J}$  ( $\approx 5 \times 10^{-15}$  sec) is the natural time scale for the system. In contrast, in the case of ferromagnetic system  $K_2CuF_4$  the value of the density of free vortices was found to be  $n_v^f = 1.009 \times 10^{-3} a^{-2}$  and that for the rms velocity was found to be  $\bar{u} = 87.07 m/sec = 0.1352 \frac{a}{t_{nat}}$  at  $T = 6.75K$ , where  $t_{nat} = 6.4 \times 10^{-13}$  sec is the natural time scale [48].

Interestingly enough, the unbound merons/vortices above  $T_{BKT}$  move much faster (with a rms velocity of  $9163 m/sec$  at 350 K) than a typical Copper (Cu) atom whose rms velocity (generally considered to be the thermal velocity) is around  $370.6 m/sec$  at 350 K.

The integrated intensities computed above correspond to the contributions only from the mobile vortices/merons. The experimental data whereas, contain contributions from both the mobile vortices/merons and fragile “spin wave like” modes. This spin wave like modes are damped and largely decaying above the Néel temperature. The extraction of the mobile vortex contribution from the experimental data is crucial for a more accurate comparison between the theoretical results and the experimental data and to do this one has to subtract the contributions from the above mentioned fragile “spin wave like” modes from the experimental data. It is worth recalling that in the case of ferromagnetic system, the fragile mode contributions have been subtracted by assuming the fragile mode contributions above  $T_c$  to be the same as the usual spin wave contributions below  $T_c$ . This assumption is however valid if and only if the temperature under consideration is in the near vicinity of the Curie temperature ( $T_c$ ) of the system [48].

In the present case corresponding to the anti-ferromagnetic system  $La_2CuO_4$ , the situation is somewhat different from the case of ferromagnetic systems in the sense that the temperatures dealt with are far above the Néel temperature  $T_N$ . Hence the above mentioned procedure, which was followed for the ferromagnetic sys-

tems to subtract the fragile mode contributions, is not valid.

Moreover at any finite temperature above  $T_{BKT}$ , it is to be kept in mind that not all vortices/merons are freely moving and that bound vortex-anti-vortex pair density remains finite. Hence, one has to estimate further the contribution from these bound vortex-anti-vortex pairs at different temperatures and subtract them from the experimental data. To estimate the bound vortex contribution we have tried to apply the same methodology that has been outlined and used earlier for the ferromagnetic system [48]. However, unlike the case of ferromagnet in this case the methodology leads to an unphysical behaviour viz., the vanishing of the out-of-plane DSF (see eqn. (6)) in the limit  $\bar{u} \rightarrow 0$ . Hence the estimation of the bound vortex contribution has not been carried out here.

The above calculations for the components of integrated intensities enable us to estimate theoretically the total integrated intensity using (9). In FIGs. 6 and

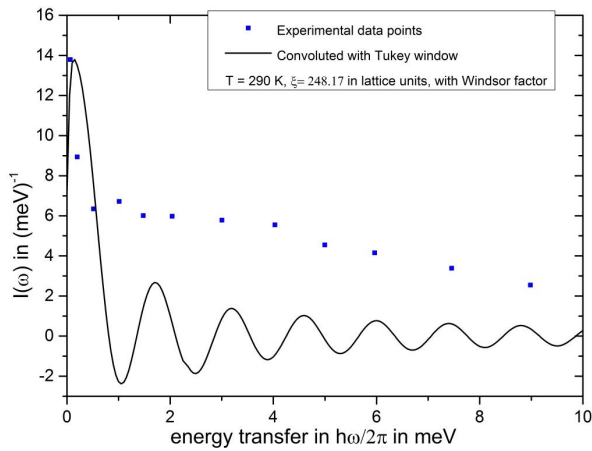


FIG. 6. The plot of convoluted total integrated intensity  $I_{conv}(\omega)|_{SC}$  at 290 K. The red solid line corresponds to the  $I_{conv}(\omega)|_{SC}$  obtained theoretically by using the Tukey window function (see (A4)). The dots are the experimental data.

7 the total intensity  $I_{conv}(\omega)|_{SC}$  has been compared to the experimental data at two different temperatures, viz., 290K and 350K respectively. The contributions from the fragile “spin-wave-like” modes can not be filtered out for the reasons stated earlier. It is clear from FIG. 6 that the total intensity  $I_{conv}(\omega)|_{SC}$  also oscillates vigorously at both the temperatures, when convoluted with the Tukey function. Besides, the theoretical results show negative values for  $I_{conv}(\omega)|_{SC}$  with both the resolution functions! Moreover, the magnitude of the total intensity  $I_{conv}(\omega)|_{SC}$ , obtained theoretically at finite energy transfers, is very far from the corresponding values obtained in the experiment.

The inclusion of quantum mechanical detailed balance factor in our semi-classical like treatment has again caused a shift in the position of the central peak of the in-

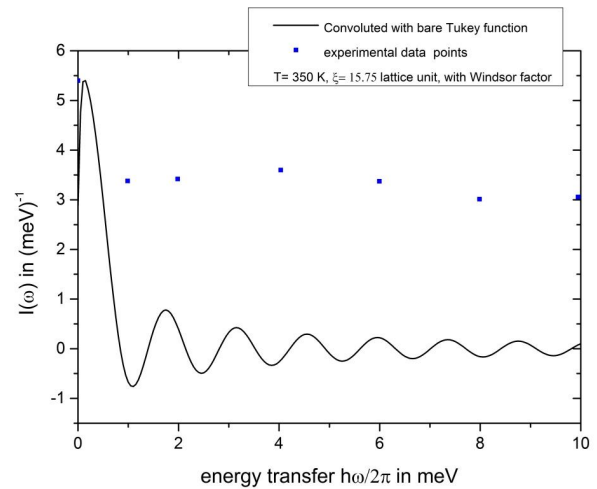


FIG. 7. The plot of convoluted total integrated intensity  $I_{conv}(\omega)|_{SC}$  at 350 K. The red solid line corresponds to the  $I_{conv}(\omega)|_{SC}$  obtained theoretically by using the Tukey window function (see eqn. (A4)). The dots are the experimental data.

tegrated total intensity at both the temperatures. However, this shift is well within the resolution width and therefore it is a genuine central peak at zero energy transfer.

It is worthwhile to mention that all the above results based on dilute vortex/meron gas phenomenology hold for unbound anti-vortices/anti-merons too.

Let us further calculate the zeroth moment of the semi-classical dynamical structure function (DSF)  $S_{SC}^{conv}(\mathbf{q}, \omega)$  (or simply the moment) using the following formula [15],

$$\int_{\text{first B.Z.}} \left(\frac{a}{2\pi}\right)^2 d^2\mathbf{q} \int_{-\infty}^{\infty} d\omega S_{conv}^{SC}(\mathbf{q}, \omega) = S(S+1),$$

$$\text{or } \int d\omega I_{conv}^{SC}(\omega) = S(S+1)$$
(14)

where  $I_{conv}^{SC}(\omega)$  is given by equation (10) and in obtaining the same the integration over the wave vector space in equation (8) is performed over the first Brillouin zone (B.Z.) with contributions from both vortices and anti-vortices being summed;  $S$  is the value of the spin corresponding to the system under consideration and in our case it is  $S = 1/2$ . The above equation signifies that if the spin dynamics is entirely captured by the DSF, the value of the zeroth moment must be  $S(S+1)$ .

T	$\frac{T}{T_{BKT}}$	moment in the unit of $S(S+1)$ *
290 K	1.074	0.0400
320 K	1.185	0.2412
350 K	1.296	0.3583
375 K	1.388	0.3770

TABLE II. *The zeroth moment of the semi-classical dynamical structure function corresponding to the dynamics of mobile vortices and anti-vortices*(\* corresponding to the use of Tukey function.)

The values of the moment of the semi-classical convoluted DSF corresponding to the use of Tukey function at four different temperatures are tabulated in TABLE II. At 290K i.e. around  $1.074T_{BKT}$ , the combined dynamics of mobile vortices and anti-vortices capture only about 4% of the entire spin dynamics of the system. However, at higher temperatures around  $1.296T_{BKT}$ , the combined dynamics of mobile vortices and anti-vortices capture more than 35% of the entire spin dynamics of the system. This happens because at lower temperatures near  $T_{BKT}$ , the number of freely mobile vortices and anti-vortices are not large enough to capture the whole spin dynamics and the presence of fragile or damped spin waves (or single magnons and multi-magnon like modes) makes important enough contribution to the spin dynamics. At higher temperatures however, more topological excitations become free and drive a large portion of the spin dynamics of the system. At this point, it is worth mentioning that for quantum ferromagnetic systems on two dimensional square lattice it has been shown that the formation of topological excitations of vortex/ meron types from the fragile magnons and multi-magnon composites is quite plausible [62]. Moreover, some of the collective modes (i.e. magnon and multi-magnon modes) are expected to stay intact with their damped nature and thus can provide a significant contribution to the spin dynamics. In analogy with the three dimensional systems where above the Curie temperature ( $T_c$ ) the magnon-like collective excitations become fragile and damped, for pure two dimensional systems (where  $T_c = 0$ ) the collective excitations become fragile at any finite temperature [56, 62–67]. This process is expected to be operative too in the anti-ferromagnetic systems on pure two-dimensional lattices.

To summarize, we find vigorous oscillations in the convoluted in-plane integrated intensity when the Tukey window is used. These oscillations vanish only at higher temperatures which are outside the regime of validity of the BKT phenomenology. The use of a modified or refined Tukey function substantially removes the unwanted oscillations in the convoluted in-plane integrated intensity  $I_{conv}^{xx}(\omega)|_{SC}$ . Strikingly enough, at  $T = 350$  K ( $1.296 T_{BKT}$ ), we still find negative values of  $I_{conv}^{xx}(\omega)|_{SC}$  even using the modified Tukey window function. However, outside the temperature regime where the BKT phenomenology is valid, computations with both the window functions give very similar results for  $I_{conv}^{xx}(\omega)|_{SC}$ . The

possible explanation for this is that at higher temperatures the quantum effects are less prominent even for  $S = \frac{1}{2}$  anti-ferromagnet. Therefore, the modified Tukey window may actually be suppressing quantum fluctuation as well quite efficiently. The out-of-plane integrated intensities  $I_{conv}^{zz}(\omega)|_{SC}$  (computed at different temperatures) are found to be sensitive to the choice of window function only at temperatures which are not very far from  $T_{BKT}$  (around  $1.074 T_{BKT}$ ). Furthermore, it contributes negligibly to the total integrated intensity  $I_{conv}(\omega)|_{SC}$  and hence the nature of the convoluted total integrated intensities at different temperatures turns out to be quite similar to that of the convoluted in-plane integrated intensities. However, the detailed quantitative comparison between the theoretical results and the experimental results corresponding to the total integrated intensities  $I_{conv}(\omega)|_{SC}$  reveals that even though our “semi-classical like” theory is able to predict the occurrence of the central peak, the magnitudes of the  $I_{conv}(\omega)|_{SC}$  for finite values of energy transfer, obtained from theoretical analysis, differ by a huge factor from the corresponding experimental values. Moreover, apart from the spin dynamics induced by the mobile topological excitations, the fragile magnons and multi-magnon modes are quite likely to make important contribution towards this dynamics.

#### IV. CONCLUSIONS AND DISCUSSIONS

It is a well known fundamental fact that the spin-dynamical structure function (DSF) and hence the integrated intensity corresponding to all real magnetic systems must be positive definite [15, 52, 53]. Our detailed calculations and analysis however, brings out an important fact that for quasi-two dimensional low-spin anti-ferromagnetic systems, the semi-classical treatment of ideal gas of mobile vortices/merons (anti-vortices/anti-merons) leads to negative values of total integrated intensities even in the low energy regime, when convoluted with commonly used resolution functions. Similar results were obtained for  $S = 1/2$  layered ferromagnets [48]. Such a behaviour is purely unphysical. These facts highlight the inapplicability of the semi-classical vortex/meron gas phenomenology to the quasi-two dimensional (or rather layered) low-spin anti-ferromagnetic systems very strongly and necessitates the demand for a full quantum treatment of the problem. Let us further point out that the value of  $\hbar\omega$  at which the onset of such unphysical behaviour occurs depends on the value of the spin ( $S$ ). It has been shown in the case of ferromagnetic systems that the regime over which this unphysical behaviour persists, shrinks as the value of  $S$  increases [48]. Similar behaviour is expected in the anti-ferromagnetic systems also. This may be verified from the studies on the compounds based on Gd and Mn.

To the best of our knowledge there are no materials based on  $Gd^{3+}$  (spin  $\frac{7}{2}$ ) which can be modelled



by 2D XXZ Hamiltonian (XY anisotropic Heisenberg Hamiltonian). However, some high spin magnetic systems such as  $Rb_2MnF_4$ ,  $Cs_2MnCl_4$ , both being spin  $\frac{5}{2}$  compound, turn out to be a layered Heisenberg AFM with Ising like anisotropy [68]. In this case the BKT scenario does not hold. On the other hand applicability of the Berezinskii-Kosterlitz-Thouless scenario on triangular chromium-lattice AFM with  $S = 3/2$  has been investigated only via electron spin resonance (ESR) technique [69]. In this regard it is worthwhile to mention that the spin dynamics in a  $Mn^{2+}$  based spin  $\frac{5}{2}$  Honeycomb lattice anti-ferromagnetic material  $MnPS_3$  has been investigated via INS experiment [70]. The critical properties of this material have been reported to be well described by 2D XXZ Hamiltonian (anisotropy parameter being equal to 0.998) only in the low  $\mathbf{q}^*$  regime. We have performed an initial study towards the calculation of DSF for  $MnPS_3$  using our model and this reveals that the semi-classical BKT phenomenology is producing a much better agreement with the experimental data corresponding to this material at 85 K [71]. The agreement is only in terms of peak position and the range of energy transfer over which we get acceptable (positive) values of DSF. This range encompasses a considerable portion of the range of experimental interest. Regardless of this, the possibility of meron dynamics in this material can not be adequately described with the available INS data. To be very specific, the available INS data is at 85 K whereas, the critical dynamics is completely confined within the plane (and therefore, corresponding to a perfect 2D system) only above 105 K [70]. Furthermore, in this material  $T_N > T_{BKT}$  and therefore, above  $T_{BKT}$  and below  $T_N$  well defined magnon modes persist which is in contrast to the case corresponding to  $La_2CuO_4$ .

Presently it seems that there is a scarcity of INS data in search for the spin dynamics induced by topological excitations corresponding to XY anisotropic (easy plane anisotropic, i.e., XXZ type) layered Heisenberg anti-ferromagnetic materials having higher values of spin. More INS experiments on this type of materials (in a suitable temperature range) would be quite interesting in view of the fact that it would serve as a good testing ground for the applicability of such a conventional semi-classical theory of spin dynamics induced by topological excitations.

It is also very important to emphasize the fact that in our calculational analysis the structure of the classical vortex/meron has been built in the background of the Néel state (see (2) of section II). Since the Néel state is not an exact ground state for the two-dimensional quantum anti-ferromagnetic spin systems, such a choice further adds to the reasons for the above mentioned unphysical behaviour.

Keeping aside the occurrences of unphysical negative values of the integrated intensities obtained from the conventional semi-classical-like theory, the results agree with those from the experiment quite well in terms of the existence of the central peak. However, this peak is

a genuine one only in the sense that it occurs well within the experimental resolution width.

Moreover, quantitative disagreement, at the finite values of energy transfer, between the magnitudes of the theoretically calculated integrated intensities and those obtained experimentally strongly indicates that formation of the topological excitations from fragile collective modes and interactions between them can play a very crucial role in the spin dynamics. The values of the moment at different temperatures further strongly suggest the same. Therefore, the interplay between the fragile single magnons or multi-magnon composites and the topological excitation is very crucial for the proper understanding of the dynamics induced by free movement of the latter in the quasi-two-dimensional low-spin anti-ferromagnetic systems. This further takes care of the fragile magnon contributions to the total integrated intensities as well which has not been filtered out from the experimental data (for the reasons stated earlier in the section III). In addition, the severe inadequacy of the semi-classical treatment in the case of quantum anti-ferromagnet may also contribute to such quantitative disagreement for the integrated intensities.

Our investigations presented in this communication establish the fact that a complete quantum treatment is essential to describe the detailed features of the dynamics of mobile topological excitations corresponding to the quasi-two-dimensional low-spin anti-ferromagnetic systems, by taking into consideration the vortex/meron-fragile magnon interactions as well. This further brings out the possibility of a characterization of different layered materials into two classes, viz., conventional BKT-like and quantum corrected BKT-like. Moreover, since the Néel state is not an exact ground state for the two-dimensional quantum spin systems, the construction of the quantum vortices/merons in the complete quantum treatment has to be supplemented with proper choice of the ground state too. However, calculation of the dynamical structure function in a completely quantum mechanical framework is highly non-trivial. Earlier attempts towards this goal could not explain the occurrence of the “central peak” in the DSF obtained in the INS experiment performed on several quasi-two-dimensional materials [31, 72–74]. Quite recently a theoretical framework had been developed based on the spin coherent state path integral formalism to describe the topological properties of static vortices and anti-vortices [75–80]. An extension of this framework to the case of mobile spin vortices/merons (and anti-vortices/anti-merons) is crucial for quantum mechanical calculations of the DSF and the integrated intensity as well. Insights from Quantum Monte Carlo calculations may be quite useful in this endeavour [81]. This would be taken up in future. More importantly the short range 2D anti-ferromagnetic spin-spin correlation persists even in the superconducting phase of the underdoped cuprates. This has been investigated and verified via INS experiments [82]. Moreover it has been shown very recently that the

spin fluctuations in the AFM quantum critical region of the Fe based superconductors and some heavy fermion compounds can be modelled by dissipative quantum XY model and hence, the static and dynamics of topological excitations are the key factors for 2D spin-spin correlations [84, 85]. Therefore, this investigation of the dynamics of the BKT vortices/merons may also contribute substantially to the microscopic understanding of lightly doped anti-ferromagnetic cuprates and the above mentioned other systems as well [47, 83–85].

### Acknowledgements:

One of the authors (SS) acknowledges the financial support through Senior Research Fellowship (09/575 (0089)/2010 EMR–1) provided by Council of Scientific and Industrial Research (CSIR), Govt. of India.

### Author contribution statement:

All authors have contributed equally to this communication.

### Appendix A: The Tukey and the modified Tukey function

The most general form for the Tukey function is given by,

$$R(t) = \begin{cases} \frac{1}{2}[1 + \cos(\frac{\pi}{1-\alpha} \frac{2t}{t_m} + \frac{\pi}{1-\alpha} - \pi)], & \text{for } \frac{-t_m}{2} \leq t < \frac{-t_m}{2}\alpha \\ 1, & \text{for } \frac{-t_m}{2}\alpha \leq t \leq \frac{t_m}{2}\alpha \\ \frac{1}{2}[1 + \cos(\frac{\pi}{1-\alpha} \frac{2t}{t_m} - \frac{\pi}{1-\alpha} + \pi)], & \text{for } \frac{t_m}{2}\alpha < t \leq \frac{t_m}{2} \\ 0, & \text{otherwise,} \end{cases} \quad (\text{A1})$$

where  $\alpha$  is called the tapering parameter [60, 61].

The Tukey function we have used in this communication is corresponding to  $\alpha = 0$ . In this case the above general expression takes the form, The Tukey function is given by,

$$R(t) = \begin{cases} \frac{1}{2}[1 + \cos(\frac{2\pi t}{t_m})], & \text{for } |t| \leq \frac{t_m}{2} \\ 0, & \text{otherwise,} \end{cases} \quad (\text{A2})$$

which is corresponding to zero tapering [60, 61]. The Fourier transform of the above Tukey function (corresponding to zero tapering) is given by,

$$\tilde{R}(\omega) = \frac{1}{4\pi} \sin(\frac{\omega t_m}{2}) (\frac{2}{\omega} - \frac{1}{\omega + \frac{2\pi}{t_m}} - \frac{1}{\omega - \frac{2\pi}{t_m}}). \quad (\text{A3})$$

The full width at half maximum (FWHM) for the above function is given by  $\Delta_{FWHM}^{(T)} = \frac{4\pi}{t_m}$ , expressed in the units of energy, where the superscript T signifies the

Tukey function [63]. To find the value of  $t_m$  the above expression for  $\Delta_{FWHM}^{(T)}$  is equated to the value of the resolution width, 1.4 meV at FWHM, specified in the experimental observations corresponding to  $La_2CuO_4$ .

The modified Tukey (MT) function we have used in our analysis is corresponding to 50% tapering and it is given by [60, 61],

$$\mathcal{R}(t) = \begin{cases} \frac{1}{2}[1 - \cos(\frac{4\pi t}{t_m})], & \text{for } \frac{-t_m}{2} \leq t \leq \frac{-t_m}{4} \\ 1, & \text{for } \frac{-t_m}{4} \leq t \leq \frac{t_m}{4} \\ \frac{1}{2}[1 - \cos(\frac{4\pi t}{t_m})], & \text{for } \frac{t_m}{4} \leq t \leq \frac{t_m}{2} \\ 0, & \text{otherwise.} \end{cases} \quad (\text{A4})$$

Fourier transform of the above modified Tukey function is given by,

$$\tilde{\mathcal{R}}(\omega) = \frac{1}{4\pi} [\sin(\frac{\omega t_m}{2}) + \sin(\frac{\omega t_m}{4})] (\frac{2}{\omega} - \frac{1}{\omega + \frac{4\pi}{t_m}} - \frac{1}{\omega - \frac{4\pi}{t_m}}). \quad (\text{A5})$$

The full width at half maximum corresponding to the above function  $\tilde{\mathcal{R}}(\omega)$  can be found out to be  $\Delta_{FWHM}^{(MT)} \approx$

$\frac{3 \cdot 2\pi}{t_m}$ , expressed in the units of energy. In this case, to find the value of  $t_m$  we have equated  $\Delta_{FWHM}^{(MT)}$  to the value of the resolution width specified in the experiment.

- 
- [1] H. Bethe, Z. Physik **71**, 205(1931).
- [2] Y. Endoh, et.al., Phys. Rev. Lett., **32**, 170(1974).
- [3] A. A. Katanin, V. Yu Irkhin, Physcis– Uspekhi, **50**(6), 613– 635(2007) *and references therein*.
- [4] J. Prokop et. al., Phys. Rev. Lett **102** 177206(2009).
- [5] M. Cwik et. al., Phys. Rev. Lett **102** 057201(2009).
- [6] F. Demmel and T. Chatterji, Phys. Rev. B **76** 212402(2007).
- [7] T. Chatterji et. al., Phys. Rev. B **76** 144406(2007).
- [8] F. Weber et. al., Phys. Rev. Lett **107** 207202(2011).
- [9] S. M. Yusuf et. al., Phys. Rev. B **84** 064407(2011).
- [10] H. Ulbrich et. al., Phys. Rev. B **84** 094453(2011).
- [11] H. J. Lewtas et. al., Phys. Rev. B **82** 184420(2010).
- [12] L. Braicovich et. al., Phys. Rev. B **81** 174533(2010).
- [13] Ranjan Chaudhury, *Spin dynamics of quantum spin models in layered systems– signature of Kosterlitz– Thouless scenario?* – presented at ULT 2011 (August 19– 22, 2011), held at KAIST, Daejeon, South Korea.
- [14] Yong– il Shin, *Creation of 2D Skyrmions in spin– 1 polar Bose– Einstein Condensates* – presented at ULT 2011 (August 19– 22, 2011), held at KAIST, Daejeon, South Korea.
- [15] S. W. Lovesey, *Theory of Neutron Scattering from Condensed Matter*(Oxford– Clarendon Press) 1986, Vol. 2, Chap: 8, 9.
- [16] I. U. Heilmann, et.al., Phys. Rev. B., **24**, 3939(1981).
- [17] J. K. Kjems and M. Steiner, Phys. Rev. Lett., **41**, 1137(1978).
- [18] M. Steiner, K. Kakurai, W. Knop, R. Pynn, J.K. Kjems, Solid State Comm., **41**, Pages 329-332 (1982).
- [19] L.V. Yakushevich, Journal of Biological Physics **24**, 131–139 (1999).
- [20] G. Reiter, Phys. Rev. Lett., **46**, 202(1981).
- [21] K. Hirakawa, H. Yoshizawa, K. Ubukoshi, J. Phys. Soc. Jpn., **51**, 2151(1982).
- [22] K. Hirakawa, et.al., J. Phys. Soc. Jpn. Part-2, **52**, 4220(1983).
- [23] M. T. Hutchings, J. Als-Nielsen, P. A. Lindgard and P. J. Walker, J. Phys. C: Solid State Phys., **14**, 5327–5345(1981).
- [24] M. T. Hutchings, P. Day, E. Janke and R. Pynn, J. Magn. Magn. Mater, **54–57**, 673(1986).
- [25] L. K. Alexander, N. Büttgen, R. Nath, A. V. Mahajan, and A. Loidl, Phys. Rev. B **76**, 064429 (2007).
- [26] D. G. Wiesler, et.al., Physica **136B**, 22-24(1986).
- [27] P. Steffens et.al., Phys. Rev. B., **83**, 054429(2011).
- [28] L. Capogna et. al.; Phys. Rev. B., **67**, 012504(2003).
- [29] G. Castilla, S. Chakravarty, and V. J. Emery, Phys. Rev. Lett. **75**, 1823 (1995).
- [30] Y. Endoh, et.al. Phys. Rev. B **37**, 7443 (1988).
- [31] K. Yamada et.al., Phys. Rev. B., **40**, 4557(1989).
- [32] L. Berger, Y. Labaye, M. Tamine, and J. M. D. Coey, Phys. Rev. B., **77**, 104431, (2008).
- [33] A. Wachowiak, J. Wiebe, M. Bode, O. Pietzsch, M. Morgenstern and R. Wiesendanger, Science, **298**, 577 (2002).
- [34] R. P. Cowburn, D. K. Koltsov, A. O. Adeyeye, M. E. Welland, and D. M. Tricker, Phys. Rev. Lett, **83**, 1042, (1999).
- [35] B. Van Waeyenberge, Nature, **444**, 461 (2006).
- [36] H. Hauser, J. Hochreiter, G. Stangl, R. Chabicovsky, M. Janiba and K. Riedling,, J. Magn. Magn. Mater, **215**, 788 (2000).
- [37] J. McCord, J. Westwood, IEEE Trans. Magn., **37**, 1755, (2005).
- [38] J. M. Kosterlitz and D. J. Thouless: J. Phys. C **6** 1181(1973).
- [39] V. L. Berezinskii, Sov. Phys. JETP **32**, 493(1970); Sov. Phys. JETP **34**, 610(1972).
- [40] J. V. José, ed., 40 Years of Berezinskii–Kosterlitz–Thouless Theory, World Scientific (2013), Chap. 1.
- [41] D. L. Huber, Phys. Lett. **68A**, 125(1978); Phys. Rev. B. **26**, 3758(1982).
- [42] F. G Mertens, A. R. Bishop, G. M. Wysin and C. Kawabata, Phys. Rev. Lett, **59**, 117(1987); Phys. Rev. B. **39**, 591(1989).
- [43] M. E. Gouvêa, G. M. Wysin, A. R. Bishop, F. G. Mertens, Phys. Rev. B, **39**, 11840(1989).
- [44] A. R. Völkel, G. M. Wysin, A. R. Bishop and F. G. Mertens, Phys. Rev. B. **44**, 10066(1991).
- [45] G. M. Wysin and A. R. Bishop, Phys. Rev. B., **42**, 810 (1990).
- [46] P. W. Anderson, S. John, G. Baskaran, B. Doucot, and S. D. Liang, Princeton University Preprint, 1988.
- [47] R. Chaudhury, Indian J Phys, **66A**, 159 (1992)
- [48] S. Sarkar, S. K. Paul and R. Chaudhury, Eur. Phys. J. B, **85**, 380 (2012).
- [49] K. Harada and N. Kawashima, J. Phys. Soc. Jpn **67**, 2768 (1988).
- [50] M. Holschneider, S. Wessel, and W. Selke, Phys. Rev B **75**, 224417 (2007).
- [51] H. J. Mikeska, J. Phys. C: Solid St. Phys., **13**, 2913 (1980).
- [52] G. Shirane, S. M. Shapiro, and J. M. Tranquada, *Neutron Scattering with a Triple-Axis Spectrometer, Basic Techniques*, (Cambridge University Press) 2004, Chaps. : 1, 4.
- [53] F. Hippert, E. Geissler, Jean. L. Hodeau, E. L-Berna and Jean-R Regnard, *Neutron and X-Ray Spectroscopy, Grenoble Sciences*, Springer 2006, Chap: 11.
- [54] M. Takahashi, J. Phys. Soc. Jpn., **52**, 3592(1983).
- [55] R. C. Tolman, *The Principles of Statistical Mechanics*, (Dover Publication), 1976, Chap. XII .
- [56] M. T. Evans and C. G. Windsor, J. Phys. C., **6**, 495 (1973).
- [57] C. G. Windsor and J. Locke-Wheaton, J. Phys. C., **9**, 2749 (1973).
- [58] T. Thio, et.al, Phys. Rev. B., **38**, 905 (1988).
- [59] N. D. Mermin and H. Wagner, Phys. Rev. Letts. **17**, 1133 (1966); erratum: Phys. Rev. Letts. **17**, 1307 (1966).
- [60] F. J. Harris, Proceedings of The IEEE, **66**, 51(1978).

- [61] G. M. Jenkins and D. G. Watts, *Spectral Analysis and Its Applications*, (Holden-Day), 1968, Chap:6.
- [62] S. Sarkar, R. Chaudhury and S. K. Paul, Int. J. Mod. Phys. B, **29**, 1550209-1 - 1550209-22 (2015).
- [63] R. Chaudhury and B. S. Shastry, Phys. Rev. B. **37**, 5216(1988).
- [64] P. Böni and G. Shirane, Phys. Rev. B **33**, 3012 (1986).
- [65] R. Chaudhury, F. Demmel and T. Chatterji, arXiv:1104.4197v1.
- [66] R. Chaudhury, J. Magn. Magn. Mater. **307**, 99 (2006).
- [67] T. Chatterji, F. Demmel and R. Chaudhury, Physica B **385-386**, 428 (2006).
- [68] T. Huberman, et.al., Phys. Rev. B, **72**, 014413 (2005).
- [69] M. Hemmida, et.al., Phys. Rev. B, **80**, 054406 (2009).
- [70] A. R. Wildes, H. M. Rønnow, B. Roessli, M. J. Harris and, K. W. Godfrey,
- [71] Andrew R. Wildes, personal communication.
- [72] S. Chakravarty, B. Halperin and D. Nelson, Phys. Rev. B, **39**, 2344 (1989).
- [73] D.P. Arovas and A. Auerbach, Phys. Rev. B, **38**, 316-332, (1988).
- [74] L. P. Regnault and J. Rossat-Mignod, "Phase transitions in quasi-two-dimensional planar magnets" in Magnetic properties of layered transition metal compounds, Ed. by L. J. De Jongh, Kluwer Academic Publishers (1990).
- [75] F. D. M. Haldane, Phys. Rev. Lett., **50**, 1153(1983).
- [76] E. Fradkin, M. Stone, Phys. Rev. B., **38**, 7215, (1988); E. Fradkin, *Field Theories of Condensed Matter Systems*, (Addison-Wesley, CA, 1991).
- [77] F. D. M. Haldane, Phys. Rev. Lett, **61**, 1029(1988).
- [78] R. Chaudhury and S. K. Paul, Phys. Rev. B., **60**, 6234(1999).
- [79] R. Chaudhury and S. K. Paul, Mod. Phys. Lett. B, **16**, 251-259(2002).
- [80] R. Chaudhury and S. K. Paul, Eur. Phys. J. B, **76**, 391-398(2010).
- [81] E. Vitali, M. Rossi, L. Reatto and, D. E. Galli, Phys. Rev. B, **82**, 174510 (2010).
- [82] M. A. Kastner, R. J. Birgeneau, G. Shirane and, Y. Endoh, Rev. Mod. Phys, **70**, No. 3, (1998).
- [83] Y. H. Chen, F. Wilczek, E. Witten and B. I. Halperin, Int. J. Mod. Phys. B, **3**, 1001 (1989).
- [84] C. M. Varma, Phys. Rev. Lett **115**, 186405 (2015).
- [85] C. M. Varma, Lijun Zhu, and Almut Schröder, Phys. Rev. B **92**, 155150 (2015).