

The torque effect and fluctuations of entropy deposition in rapidity in ultra-relativistic nuclear collisions

Piotr Bożek^a, Wojciech Broniowski^{b,c}

^aAGH University of Science and Technology, Faculty of Physics and Applied Computer Science, 30-059 Kraków, Poland

^bThe H. Niewodniczański Institute of Nuclear Physics, Polish Academy of Sciences, 31-342 Kraków, Poland

^cInstitute of Physics, Jan Kochanowski University, 25-406 Kielce, Poland

Abstract

The decorrelation of the orientation of the event-plane angles in the initial state of relativistic Pb-Pb and p-Pb collisions, the “torque effect”, is studied in a model of entropy deposition in the longitudinal direction involving fluctuations of the longitudinal source profile on large scales. The radiation from a single wounded nucleon is asymmetric in space-time rapidity. It is assumed that the extent in rapidity of the region of deposited entropy is random. Fluctuations in the deposition of entropy from each source increase the event-plane decorrelation: for Pb-Pb collisions they improve the description of the data, while for p-Pb collisions the mechanism is absolutely essential to generate any sizable decorrelation. We also show that the experimental data for rank-four flow may be explained via folding of the elliptic flow. The results suggest the existence of long range fluctuations in the space-time distribution of entropy in the initial stages of relativistic nuclear collisions.

Keywords: ultrarelativistic Pb-Pb and p-Pb collisions, event-by-event fluctuations, harmonic flow, event plane correlations

1. Introduction

During the collective expansion of the fireball formed in relativistic heavy-ion collisions azimuthal deformations of the density are transformed into azimuthal asymmetry of particle emission spectra [1, 2]. In the presence of collective flow, the particle spectra contain the harmonic components

$$\frac{dN}{p_{\perp} dp_{\perp} d\eta d\phi} \propto \dots + v_2(p_{\perp}, \eta) \cos[2(\phi - \psi_2)] \quad (1)$$

$$+ v_3(p_{\perp}, \eta) \cos[3(\phi - \psi_3)] + \dots$$

In each collision, the event-plane of the second or third order harmonic flow is oriented predominantly along the direction of elliptic or triangular deformations of the fireball. It has been suggested that the angles ψ_n of the event-plane orientation might vary as a function of pseudorapidity [3] or transverse momentum [4]. The effect leads to the factorization breaking for the two-particle cumulant flow coefficients,

$$V_{n\Delta}(t_1, t_2) < \sqrt{V_{n\Delta}(t_1, t_1)V_{n\Delta}(t_2, t_2)}, \quad (2)$$

where t_i is the transverse momentum or pseudorapidity,

$$V_{n\Delta}(t_1, t_2) = \langle\langle \cos[n(\phi_1 - \phi_2)] \rangle\rangle, \quad (3)$$

Email addresses: Piotr.Bozek@fis.agh.edu.pl (Piotr Bożek), Wojciech.Broniowski@ifj.edu.pl (Wojciech Broniowski)

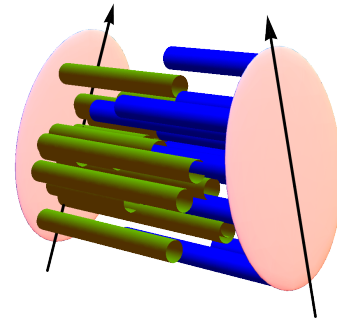


Figure 1: Schematic view of the entropy distribution in an early stage of an ultrarelativistic nuclear collision. The matter deposited from each wounded nucleon occupies an interval in space-time rapidity with a randomly distributed end. As a result, the event-plane angles in the forward and backward bins are decorrelated.

and the average is taken over events and over all particle pairs with particles i in a bin around t_i .

The factorization breaking in transverse momentum has been studied quantitatively in dynamical models [4–6] in p-Pb and Pb-Pb collisions. The hydrodynamic response from fluctuating initial conditions can describe the experimentally observed event-plane fluctuations and the factorization breaking in p_{\perp} [7, 8].

The decorrelation of the event-plane angles at different pseudorapidities is seen in a number of calculations, both in hydrodynamic, cascade, or hybrid models [3, 9–14]. Nevertheless, a simultaneous description of the Pb-Pb and p-Pb data [8] poses a real challenge. In this paper we

propose a decorrelation mechanism which is capable to grab the basic experimental features of both reactions. A schematic view of the model is depicted in Fig. 1, showing an early stage of the collision just after the two nuclei have passed through each other. The key ingredient is that the entropy deposition from the wounded nucleons [15] is made in string-like objects whose end-point is randomly distributed; some are longer and some shorter, with the length generated uniformly in the available rapidity interval. The idea is closely related to the model of Ref. [16].

2. The correlation measure

It is very difficult to disentangle the genuine event-plane decorrelation due to the collective expansion of a “torqued” fireball from non-flow fluctuations of short range in pseudorapidity [3]. This difficulty is cleverly solved by using a factorization ratio using three bins with a large separation in pseudorapidity, as proposed by the CMS collaboration [8]:

$$r_n(\eta^a, \eta^b) = \frac{V_{n\Delta}(-\eta^a, \eta^b)}{V_{n\Delta}(\eta^a, \eta^b)}, \quad (4)$$

with the forward reference bin $4, 4 < \eta_b < 5$ well separated from the two central bins where $|\eta_a| < 2.5$. The departure of the factorization ratio r_n from unity is a measure of the event-plane angle decorrelation as a function of the pseudorapidity separation $\Delta\eta = 2\eta_a$.

In Ref. [14], the factorization ratio for elliptic and triangular flow in Pb-Pb collisions at $\sqrt{s_{NN}} = 2.76$ TeV is calculated in event-by-event viscous hydrodynamic simulations with Glauber initial conditions. Assuming an asymmetric entropy deposition in space-time rapidity from left- and right-going wounded nucleons, one finds that the orientation of the fireball deformation depends on space-time rapidity, as the contribution to the fireball entropy from target and projectile wounded nucleons changes with η [3]. Calculations show that the event-plane decorrelation in pseudo-rapidity can be described qualitatively, but the factorization ratio is noticeably underestimated. Moreover, the calculation cannot reproduce the observed factorization breaking in p-Pb collisions. In the following, we discuss a mechanism introducing additional fluctuations in the entropy deposition, with long range correlations, that improves the description of the measured factorization ratio r_n .

In the presence of collective expansion, the orientations of the event-planes and the elliptic or triangular deformation are transformed into the orientation and the magnitude of the corresponding harmonic flow components [17]. By the same mechanism, the torque of the event plane as a function of space-time rapidity is transformed into the rapidity dependence of the event-plane orientation extracted from particle spectra. This relation is expected to hold for decorrelation effects on large scales, while fluctuation in rapidity on small scales can be modified and washed out by

the hydrodynamic evolution, resonance decays, mini-jets, etc. In the following, we investigate a model of fluctuations in the entropy deposition in space-time rapidity in the initial state. Hydrodynamic simulations show that the initial torque of the fireball in space-time rapidity is transformed into a very similar torque in the pseudorapidity dependence of the harmonic flow event-planes [3, 14]. Unfortunately, precise hydrodynamic calculations including non-flow effects are very demanding. In this paper, event-plane decorrelation in pseudorapidity for the second and third harmonic flow are approximated by the event-plane decorrelation in spacetime rapidity in the initial state.

Statistical hadronization, where a finite number of hadrons in a given bin is produced from a fireball with principal axes ψ_n , leads to large decorrelation effects [3] whose origin is trivial and needs to be canceled out. The CMS ratios (4) accomplish this goal. Indeed, suppose we compute cumulants for the produced hadrons between the largely separated bins around η_a and η_b . Then

$$V_{n\Delta}(\eta^a, \eta^b) = \langle\langle e^{in(\phi_1 - \phi_2)} \rangle\rangle = \langle\langle e^{in(\psi_n(\eta_a) + \phi'_1 - \psi_n(\eta_b) - \phi'_2)} \rangle\rangle \simeq \langle e^{in[\psi_n(\eta_a) - \psi_n(\eta_b)]} \rangle \langle\langle e^{in\phi'_1 - in\phi'_2} \rangle\rangle, \quad (5)$$

where the azimuths of the produced hadrons, ϕ_1 and ϕ_2 , are evaluated in some reference frame, $\psi_n(\eta_a)$ and $\psi_n(\eta_b)$ are the event-plane angles of the fireball, and ϕ'_1 and ϕ'_2 are evaluated relative to $\psi_n(\eta_a)$ and $\psi_n(\eta_b)$, respectively. The factorization in Eq. (5) applies if the torque angle magnitude is uncorrelated with the flow magnitude. The factors $\langle\langle e^{in\phi'_1 - in\phi'_2} \rangle\rangle$ cancel out in appropriate ratios. For the symmetric A-A collisions the production around η_a is the same as around $-\eta_a$, hence taking the ratio (4) accomplishes the goal. For asymmetric collisions, as p-A, the appropriate measure proposed by CMS is $\sqrt{r_n(\eta_a, \eta_b)r_n(-\eta_a, -\eta_b)}$.

According to the above discussion, the factorization ratio can be written as

$$r_n(\eta_a, \eta_b) = \frac{\langle \cos[n(\psi_n(-\eta_a) - \psi_n(\eta_b))] \rangle}{\langle \cos[n(\psi_n(\eta_a) - \psi_n(\eta_b))] \rangle}, \quad (6)$$

where the average is taken over events. Expanding $\psi_n(\pm\eta_a) \simeq \psi_n(0) \pm \frac{d\psi_n(\eta)}{d\eta}\eta_a$ yields

$$r_n(\eta_a, \eta_b) \simeq \frac{\langle \cos[n(\psi_n(0) - \psi_n(\eta_b))] - n \sin[n(\psi_n(0) - \psi_n(\eta_b))] \frac{d\psi_n(0)}{d\eta} \eta_a \rangle}{\langle \cos[n(\psi_n(0) - \psi_n(\eta_b))] + n \sin[n(\psi_n(0) - \psi_n(\eta_b))] \frac{d\psi_n(0)}{d\eta} \eta_a \rangle}. \quad (7)$$

For small values of the decorrelation angle, further expansion leads to

$$r_n(\eta_a, \eta_b) \simeq 1 - 2n^2 \langle (\psi_n(0) - \psi_n(\eta_b)) \frac{d\psi_n(0)}{d\eta} \eta_a \rangle. \quad (8)$$

The deviation of the factorization ratio from 1 is found to be approximately linear in η_a , as observed by the CMS collaboration [8]. The deviation of the factorization ratio

from 1 in the initial state is given by the correlation of the twist angle and its derivative

$$\begin{aligned} 1 - r_n &\simeq 2n^2 \langle (\psi_n(0) - \psi_n(\eta_b)) \frac{d\psi_n(0)}{d\eta} \rangle \eta_a \\ &\propto \langle (\psi_n(0) - \psi_n(\eta_b))^2 \rangle \eta_a. \end{aligned} \quad (9)$$

The last proportionality holds approximately because of the strong correlation between $\psi_n(0) - \psi_n(\eta_b)$ and $\frac{d\psi_n(0)}{d\eta}$. The slope f_n of the linear dependence of

$$r_n(\eta_a, \eta_b) = 1 - 2f_n \eta_a \quad (10)$$

can be related to the variance of the event-plane angle difference between the central and the forward bin. Due to event-by-event fluctuations, $\langle (\psi_n(0) - \psi_n(\eta_b))^2 \rangle$ is found to be nonzero in several model calculations of the initial state [3, 9, 10].

The F_n^η parameter used by the CMS collaboration,

$$r_n(\eta_a, \eta_b) = e^{-2F_n^\eta \eta_a}, \quad (11)$$

is approximately equal to the slope f_n of the linear dependence (10) for small factorization breaking. Parametrically $F_n^\eta \propto n^2$, which amplifies the factorization breaking for higher harmonics. For centralities where the elliptic flow is strong one expects that the nonlinear contribution for v_2^2 dominates v_4 . In that case $\psi_4 \simeq \psi_2$, which leads to the relation

$$F_4^\eta/4 \simeq F_2^\eta, \quad (12)$$

well satisfied in the experiment [8]. Relation (9) cannot be easily applied to compare the size of r_2 and r_3 , as the correlation between $\psi_n(0) - \psi_n(\eta_b)$ and $\frac{d\psi_n(0)}{d\eta}$ is stronger for $n = 2$ than for $n = 3$.

3. Torque model with strings of fluctuating length

The entropy distribution in space-time rapidity in the initial stage is not yet fully understood. In 3+1-dimensional hydrodynamic calculations, the initial profile in the longitudinal direction is often assumed as a smooth symmetric function. This assumption is sufficient to obtain an average description of pseudorapidity spectra in symmetric collisions. However, the radiation from forward- and backward-going color charges naturally leads to asymmetric distributions in rapidity [16]. Following this idea, we assume a simple model where gluons radiated from a charge moving with rapidity y_b are distributed in rapidity uniformly in a range $[y_a, y_b]$, with the end position y_a taken as random (cf. Fig. 1). When the distribution of y_a is uniform in the available range $[-y_{\text{beam}}, y_{\text{beam}}]$, which is what we assume, then the averaged distribution has a linear dependence on rapidity. Notably, such an approximately linear dependence of the density of particles emitted from a single wounded nucleon has been identified from particle spectra in asymmetric d-Au collisions [18]. The

asymmetric linear (averaged) distribution is used successfully in the modeling of relativistic nuclear collisions [19–21]. Thus the model adopted by us to describe the fluctuations reproduces, upon averaging, the earlier approaches for observables computed from single rapidity bins.

Fluctuations in the distribution of right- and left-going nucleons give a torque in the event-plane orientation even in the average model [3], that can partially reproduce the factorization ratios $r_n(\eta_a, \eta_b)$ measured by the CMS collaboration. This average torque model predicts, as we shall see, a very small factorization breaking in p-Pb collisions, unlike observed experimentally. Let us note that similar effects are expected in string models [22], if rapidities of the color charges at the ends of the flux tube fluctuate. The investigated mechanism is restricted to fluctuations which are long-range. The presence of any additional torque $\delta\psi_n(\eta)$ of the event-plane angles $\psi_n(\eta) + \delta\psi_n(\eta)$, coming from local clusters, thermalized jet remnants, etc., would not modify the factorization ratio $r_n(\eta_a, \eta_b)$ (see the discussion of the preceding Section), if the production in the forward and central bins is uncorrelated, $\langle \delta\psi_n(\pm\eta_a)\delta\psi_n(\eta_b) \rangle = 0$. The same argument applies for short-range non-flow correlations, as pointed out by the CMS collaboration [8].

The emergence of the torque effect relies on two features:

1. asymmetric source profile in pseudorapidity, and
2. fluctuations.

The fluctuations included in our model are two-fold. First, we incorporate the discussed fluctuations of the emission profile, as depicted in Fig. 1, second, we fluctuate the strength of the sources, overlaying a suitable distribution over the distribution of the wounded nucleons. The combined amount of fluctuations is controlled by the multiplicity distributions. In particular, in p-Pb collisions we set the parameters of the overlaid distribution in such a way that we reproduce the CMS data in Fig. 2.

Our calculations are carried out with GLISSANDO [23, 24]. The realistic NN inelastic collision profile for the LHC energies is taken from Ref. [25]. We use an excluded distance $d = 0.9$ fm when generating the nucleon configurations in the nuclei. The total inelastic NN cross section is 64 mb for Pb-Pb collisions at $\sqrt{s_{NN}} = 2.76$ TeV and 70 mb for p-Pb collisions at $\sqrt{s_{NN}} = 5.02$ TeV. The fireball density in the transverse plane and pseudorapidity η is taken in a form as a sum over the N^+ right-moving and N^- left-moving wounded nucleons,

$$s(x, y, \eta) = \sum_{i=1}^{N^+} g_i^+(x, y, \eta) + \sum_{i=1}^{N^-} g_i^-(x, y, \eta). \quad (13)$$

The source density in the transverse plane involves a superposition of strength; w_i is the superposed random weight, described in more detail below. We take into account the admixture of the binary collisions [26, 27]. If N_i^{coll} denotes the number of collisions of the i -th nucleon with the nucleons from the other nucleus, then $W_i^{\text{coll}} = \sum_{j=1}^{N_i^{\text{coll}}} w_j$ is

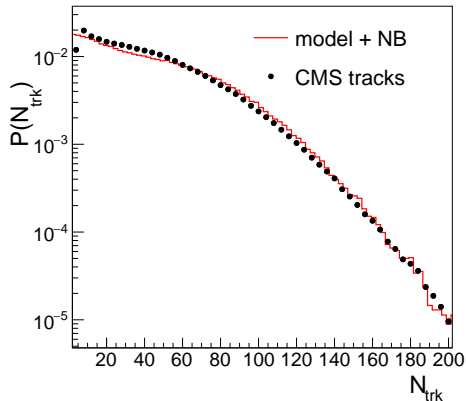


Figure 2: Multiplicity distribution in p-Pb collisions, where the data are for charged tracks with $p_{\perp} > 0.4$ GeV and $|\eta| < 2.4$ measured by CMS [30], and the line denotes the corresponding results of the torque model with rapidity fluctuations, convoluted with a negative binomial distribution for the strength of the Glauber sources.

the acquired random weight for the binary component. A necessary smearing is achieved with a smoothed Gaussian form centered around the position of the nucleon, (x_i, y_i) . Combining these elements yields

$$g_i^{\pm}(x, y, \eta) = [w_i(1 - \alpha)h^{\pm}(\eta) + W_i^{\text{coll}}\alpha] H(\eta) \times e^{-\frac{(x-x_i)^2+(y-y_i)^2}{2\sigma^2}}. \quad (14)$$

The width of the smearing Gaussian is $\sigma = 0.4$ fm, and the mixing parameter controlling the contribution of the binary collisions is $\alpha = 0.15$.

The longitudinal density profile, according to the earlier discussion, has the form

$$h_{i,\pm}(\eta) = 2\theta[\pm(\eta_i - \eta)], \quad (15)$$

where θ denotes the step function and η_i is distributed randomly in the range $[-y_{\text{beam}}, y_{\text{beam}}]$. Upon averaging over η_i , the function (15) yields “triangular” distributions used successfully in previous works. The overall rapidity profile $H(\eta_{\parallel})$ is taken as a plateau with Gaussian tails [28],

$$H(\eta) = \exp\left(-\frac{(|\eta| - \eta_p)^2 \Theta(|\eta| - \eta_p)}{2\sigma_{\eta}^2}\right), \quad (16)$$

where $\sigma_{\eta} = 1.4$ and $\eta_p = 2.5$ [29].

To summarize the above construction, the wounded nucleons lead to fluctuating and asymmetric production in pseudorapidity, while the binary collisions yield symmetric emission.

To set the parameters of the overlaid distribution producing the weights w_i we proceed as in Ref. [29]. The production of charged particles from each source of Eq. (14) is described by the negative binomial distribution

$$N_{\lambda,\kappa}(n) = \frac{\Gamma(n + \kappa)\lambda^n \kappa^{\kappa}}{\Gamma(\kappa)n!(\lambda + \kappa)^{n+\kappa}}, \quad (17)$$

where the hadron multiplicity n has the mean and variance given by λ and $\lambda(1 + \lambda/\kappa)$, respectively. In Fig. 2 we show the result of the model fit to the CMS data [30], where a very reasonable agreement in the large multiplicity tail

is obtained. The optimum parameters are $\lambda = 4.6$ and $\kappa = 1.4$. We note that without the fluctuations in rapidity $\kappa = 0.9$ [29], i.e., the variance of the fluctuations of the strength of the sources must be larger in this case to reproduce the same distribution of hadrons. Assuming that the statistical hadronization following the deterministic hydrodynamic phase brings in an additional Poisson distribution for the number of hadrons, the weights w_i of entropy of the Glauber sources follow the Γ distribution [23],

$$P_{\Gamma}(w) = \frac{w^{\kappa-1}\kappa^{\kappa}}{\Gamma(\kappa)} e^{-\kappa w}. \quad (18)$$

While the description of the model presented in this section seems rather involved, we note that apart for the fluctuations of the longitudinal extent of the sources from the wounded nucleons, which is novel and which upon averaging yields the previously used emission profiles, the other elements (admixing binary collisions, overlaying the Γ or negative binomial distributions) are standard in state-of-the-art modeling of the Glauber phase of the collision, and the model parameters are fixed in the same way as in previous studies.

4. Results

The factorization ratios for the second and third harmonic in Pb-Pb collisions are shown in Fig. 3. The calculation in the torque model with long-range fluctuations in pseudorapidity describes very well the data for semi-central and peripheral collisions, both for r_2 and r_3 . We note, however, the lack of agreement for r_2 in central collisions, where the decorrelation is significantly overestimated in the model. The result is nontrivial, as we were not able to adjust the emission profile used in the model to improve r_2 without spoiling the agreement for r_3 . The data of the CMS collaboration show that the factorization ratio in central collisions depends on the choice of the reference pseudorapidity bin η_b [8]. This indicates that in central collisions fluctuations in the rapidity distribution of short range or non-flow correlations become relatively more important. Such correlations could originate from hard physics that is outside our model of the initial stage. This issue calls for further studies.

The effect of fluctuations in the entropy distribution in rapidity is most striking for p-Pb collisions, as demonstrated in Fig. (4). The experimental data show a significant factorization breaking in the second harmonic. The calculation in the model with average entropy profile in rapidity (dashed-dotted line in Fig. 4) gives almost no factorization breaking. The reason is simple, as the transverse profile at a given space-time rapidity is dominated by the contribution from wounded nucleons from the Pb nucleus. When all these sources deposit the entropy in space-time rapidity in a similar way, the event-plane orientation will show almost no rapidity dependence. The picture changes dramatically if the entropy density in space-time rapidity

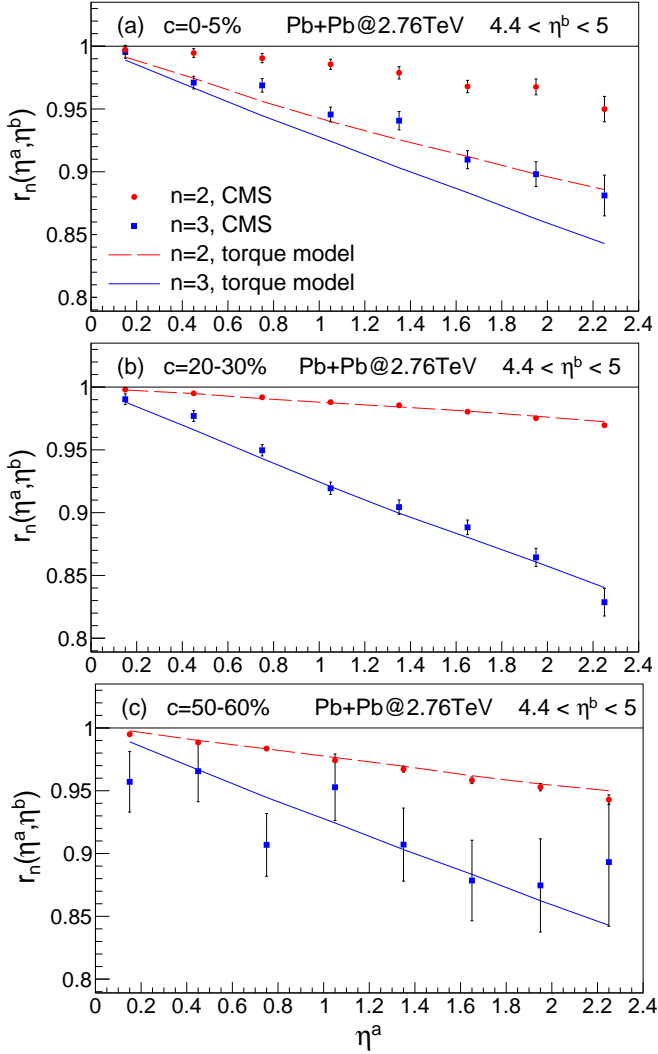


Figure 3: Factorization ratios r_n for the elliptic and triangular flow, plotted as functions of the central pseudorapidity bin position, obtained from the torque model with fluctuating entropy distribution in rapidity (lines), and the data of the CMS collaboration (symbols) [8]. In panels (a), (b) and (c) are presented results for centralities 0-5%, 20-30% and 50-60%, respectively.

for each source fluctuates, hence becomes different for each of them. Since the contribution of each source from the Pb nucleus to the entropy density at a given space-time rapidity varies, in consequence the event-plane orientation between the forward and central bin decorrelates noticeably. The calculation in the torque model with fluctuating entropy distribution in rapidity describes surprisingly well the experimental data (dashed line in Fig. 4). This is the key result of our paper, which shows that the incorporation of the long-range pseudorapidity fluctuations is crucial to explain the large decorrelation seen in p-Pb collisions.

In Fig. 5 we show the parameter F_n^η of Eq. (11) for different centralities. The calculation describes properly the measured r_2 and r_3 in Pb-Pb collisions from semi-central to peripheral collisions. In central and ultra-central collisions the model overestimates the factorization breaking, especially for r_2 . As stated above, this indicates that in central collisions other sources of correlations appear that

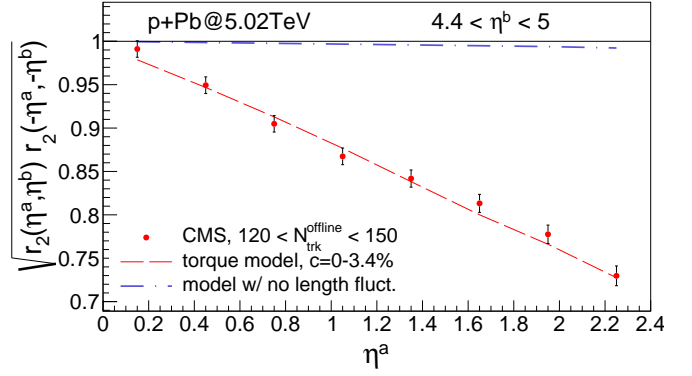


Figure 4: Factorization ratio for the elliptic flow in p-Pb collisions, plotted as a function of the central pseudorapidity bin position. The data from the CMS collaboration (symbols) [8] agree well with the torque model with fluctuating entropy density in pseudorapidity (dashed line), while the model with averaged entropy profile in rapidity (dashed-dotted line) fails spectacularly.

are not captured in our model. The calculation reproduces r_2 measured in p-Pb collisions, but not its centrality dependence. The experimental data for the fourth order harmonic flow F_4^η , scaled by a factor 1/4 are very close to the numbers for F_2^η . This is in agreement with relation (12), and is consistent with the collective flow scenario. We stress that this relation is independent of the specific model of initial conditions, and holds only under the assumption that collective flow with large values of v_2 is generated.

5. Conclusions

In this paper the factorization breaking for event-plane angles defined at different pseudorapidities has been investigated with the help of the factorization ratio coefficients r_n [8]. The observed factorization breaking confirms qualitatively the existence of event-plane decorrelation, as suggested already in Ref. [3]. We have shown that the strength of the factorization breaking is a sensitive measure of the fluctuations of entropy deposition in space-time rapidity. The CMS data for p-Pb collisions strongly suggest the existence of such fluctuations, that are independent for each wounded nucleon. We have studied a simple model of fluctuating entropy distribution in space-time rapidity, where the entropy production profile from wounded nucleons is approximately uniform, but the position of its end-point in pseudorapidity fluctuates. Calculations within the proposed torque model with fluctuating entropy distribution describe fairly well the measurements of r_2 and r_3 in Pb-Pb collisions, except for central collisions. The fluctuations in the pseudorapidity profile of the initial fireball are absolutely essential in reproducing the data for p-Pb collisions.

We have shown on general grounds that the rank-4 slope coefficient F_4^η is very close to $4F_2^\eta$, which is confirmed by the data and which is one more signature of collectivity in the fireball evolution.

We thus argue, based on our analysis, that the measurement of CMS collaboration of the factorization breaking for different pseudorapidities demonstrates the existence

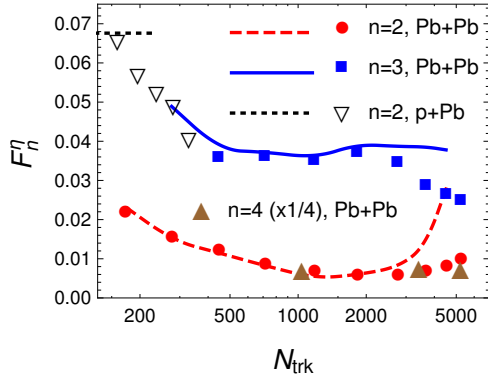


Figure 5: Effective “slope” parameter F_n^η of Eq. (11) plotted as a function of the number of charged tracks. The data from the CMS collaboration (symbols) [8] are compared to calculations in the torque model with pseudorapidity fluctuating entropy density (lines) for F_2^η and F_3^η . The data points for F_4^η are scaled by 1/4 (full triangles) to test the relation (12).

of fluctuations in the initial fireball density. A successful description of the observed collective flow requires the introduction of realistic fluctuating entropy distributions in the initial stage of the hydrodynamic evolution. The proposed mechanism is probably not unique, and it would be very interesting to have similar estimates from the color glass condensate approach [31]. Further, more accurate simulations should involve full 3+1-dimensional hydrodynamic evolution and estimates of non flow-correlations.

Research supported by the Polish Ministry of Science and Higher Education (MNiSW), by the National Science Center grants DEC-2012/05/B/ST2/02528 and DEC-2012/06/A/ST2/00390.

References

- [1] C. Gale, S. Jeon, B. Schenke, *Int.J.Mod.Phys. A* 28 (2013) 1340011.
- [2] U. Heinz, R. Snellings, *Ann.Rev.Nucl.Part.Sci.* 63 (2013) 123.
- [3] P. Bożek, W. Broniowski, J. Moreira, *Phys. Rev. C* 83 (2011) 034911.
- [4] F. G. Gardim, F. Grassi, M. Luzum, J.-Y. Ollitrault, *Phys.Rev. C* 87 (2013) 031901.
- [5] U. Heinz, Z. Qiu, C. Shen, *Phys.Rev. C* 87 (2013) 034913.
- [6] I. Kozlov, M. Luzum, G. Denicol, S. Jeon, C. Gale (2014). arXiv:1405.3976.
- [7] G. Aad, et al. (ATLAS), *Phys.Rev. C* 90 (2014) 044906.
- [8] V. Khachatryan, et al. (CMS) (2015). arXiv:1503.01692.
- [9] H. Petersen, V. Bhattacharya, S. A. Bass, C. Greiner, *Phys.Rev. C* 84 (2011) 054908.
- [10] K. Xiao, F. Liu, F. Wang, *Phys.Rev. C* 87 (2013) 011901.
- [11] J. Jia, P. Huo, *Phys.Rev. C* 90 (2014) 034915.
- [12] J. Jia, P. Huo, *Phys.Rev. C* 90 (2014) 034905.
- [13] L.-G. Pang, G.-Y. Qin, V. Roy, X.-N. Wang, G.-L. Ma, *Phys. Rev. C* 91 (2015) 044904.
- [14] P. Bożek, W. Broniowski, A. Olszewski, *Phys.Rev. C* 91 (2015) 054912.
- [15] A. Białas, M. Błeszyński, W. Czyż, *Nucl. Phys. B* 111 (1976) 461.
- [16] S. J. Brodsky, J. F. Gunion, J. H. Kuhn, *Phys. Rev. Lett.* 39 (1977) 1120.
- [17] F. G. Gardim, F. Grassi, M. Luzum, J.-Y. Ollitrault, *Phys. Rev. C* 85 (2012) 024908.

- [18] A. Białas, W. Czyż, *Acta Phys. Polon. B* 36 (2005) 905.
- [19] A. Adil, M. Gyulassy, T. Hirano, *Phys. Rev. D* 73 (2006) 074006.
- [20] P. Bożek, I. Wyskiel, *Phys. Rev. C* 81 (2010) 054902.
- [21] A. Bzdak, K. Woźniak, *Phys. Rev. C* 81 (2010) 034908.
- [22] B. Andersson, G. Gustafson, B. Nilsson-Almqvist, *Nucl. Phys. B* 281 (1987) 289.
- [23] W. Broniowski, M. Rybczyński, P. Bożek, *Comput. Phys. Commun.* 180 (2009) 69.
- [24] M. Rybczyński, G. Stefanek, W. Broniowski, P. Bożek, *Comput. Phys. Commun.* 185 (2014) 1759.
- [25] M. Rybczyński, Z. Włodarczyk, *J.Phys. G* 41 (2013) 015106.
- [26] D. Kharzeev, M. Nardi, *Phys. Lett. B* 507 (2001) 121.
- [27] B. B. Back, et al. (PHOBOS), *Phys. Rev. C* 65 (2002) 031901.
- [28] T. Hirano, K. Tsuda, *Phys. Rev. C* 66 (2002) 054905.
- [29] P. Bożek, W. Broniowski, *Phys. Rev. C* 88 (2013) 014903.
- [30] S. Chatrchyan, et al. (CMS), CMSPublic Web (2012). <http://twiki.cern.ch/twiki/bin/view/CMSPublic/PhysicsResultsHIN1201>
- [31] L. D. McLerran, R. Venugopalan, *Phys. Rev. D* 49 (1994) 2233.