

Continuum Percolation on Disoriented Surfaces: the Problem of Permeable Disks on a Klein Bottle

V. D. Borman, A. M. Grekhov, V. N. Tronin, I. V. Tronin *

National Research Nuclear University MEPhI

Kashirskoe sh. 31, Moscow, 115409 Russia

Аннотация

The percolation threshold and wrapping probability R_∞ for the two-dimensional problem of continuum percolation on the surface of a Klein bottle have been calculated by the Monte Carlo method with the Newman–Ziff algorithm for completely permeable disks. It has been shown that the percolation threshold of disks on the Klein bottle coincides with the percolation threshold of disks on the surface of a torus, indicating that this threshold is topologically invariant. The scaling exponents determining corrections to the wrapping probability and critical concentration owing to the finite-size effects are also topologically invariant. At the same time, the quantities R_∞ are different for percolation on the torus and Klein bottle and are apparently determined by the topology of the surface. Furthermore, the difference between the R_∞ values for the torus and Klein bottle means that at least one of the percolation clusters is degenerate.

Keywords: Percolation theory, percolation cluster, wrapping probability

1 Introduction. Formulation of the problem

Problems of the percolation theory are widely used both in fundamental physics [1–21] and in applications. The fundamental interest in the percolation theory is associated with studies of the conformal field theory, probability theory, statistical physics, and theory of random graphs [1, 2, 4, 7, 8, 10–13, 18–21]. In applied problems, models of the percolation theory are used to describe granulated and composite materials [22–24], propagation of illnesses [25, 26], and reliability of networks [18, 19, 27, 28]. Models of the percolation theory are the main models for the description of processes in structurally disordered porous media filled with liquids and gases [29–31]. The states and properties of such systems have been actively studied in recent years [32–48]. Phenomena beyond the traditional notions were detected for such systems. In particular, the disordered system of pores of a porous medium filled with a nonwetting liquid can undergo a dispersion transition, when the nonwetting liquid transits to an effectively «wetting»

*IVTronin@mephi.ru

state at the variation of the temperature and degree of filling of the porous medium [45,46]. The state of such a system can be nonergodic with an anomalously slow relaxation of nonequilibrium states [47,48].

A physical reason for the dispersion transition is the appearance of the collective «multiparticle» interaction of liquid nanoclusters in neighboring pores with various sizes [47,48] owing to the formation of the ground state in the form of the percolation cluster of liquid-filled pores inside the percolation cluster of empty pores of the porous medium. The relaxation of the system is a process of its successive transition through the local maxima of the energy of local configurations of clusters of empty and filled pores and depends on the degeneracy of the ground state [47,48], which is determined by the percolation cluster of filled pores. It is known that continuum percolation models [29–31,47–49] are used to describe the behavior of a liquid under the confinement conditions in disordered porous media. For this reason, the problem of the universality and properties of the percolation cluster in the case of continuum percolation arises, including the problem of the degeneracy of the percolation cluster in this case. We note that similar problems of the universality of various characteristics in two-dimensional percolation theory were previously studied both analytically and numerically [12–15] for a sphere [12], a torus [14], and a Möbius strip [13].

In this work, the problem of the possible degeneracy of the percolation cluster in the case of continuum percolation is solved by the numerical Monte Carlo simulation. To this end, we calculate the wrapping probability R_∞ in the two-dimensional problem of percolation on a Klein bottle and compare with the results of the known calculation of percolation on the torus [14]. It is shown that the percolation thresholds and scaling exponents for the torus and Klein bottle coincide with each other, whereas the quantities R_∞ are significantly different. The last circumstance can be due to the degeneracy of the percolation cluster on one or both surfaces.

2 Method of the calculation

The Monte Carlo calculations were performed on square systems of various sizes with the Newman–Ziff algorithm [50]. This algorithm is currently the fastest algorithm of the search for the percolation threshold and ensures the calculation time proportional to the number of objects in a system (e.g., the calculation time in the Hoshen–Kopelman algorithm [51] is proportional to the *square* of the number of objects in the system). The main idea of the algorithm is that objects are added to the system one-by-one; after that, the conditions of the overlapping of an added object with already existing objects are verified, objects are joined into clusters, and, finally, percolation conditions are verified. The linear dependence on the number of objects is reached owing to the use of the *union find with path compression* algorithm [52,53] for the joining of clusters.

In this work, completely permeable disks with the unit diameter $d = 1$ are used as objects. According to the Newman–Ziff algorithm, the following actions are performed in each calculation iteration:

1. The addition of a disk to the system.
2. The test of the conditions of overlapping of the added disk with the disks already existing in the system and joining of disks into clusters.

3. The test of the percolation conditions.

The addition of a disk to the system is reduced to the generation of two random numbers determining the position of its center. The random numbers were generated according to the Mersenne–Twister algorithm having a period of $2^{19937} - 1$.

The test of the conditions of overlapping of the added disk with the disks already existing in the system is complicated because the number of neighbors of the disk in the case of continuum percolation is unknown. In order to ensure the effective operation of the algorithm, we used an approach proposed in [14]; the essence of this approach is as follows. The calculation domain (a square with a certain size) is divided into squares with a side equal to the diameter of a disk, i.e., with a unit side. A disk located in a certain cell can overlap only with disks located in the same cell or in eight cells surrounding the given cell. Thus, the condition of overlapping is verified only for disks in the given cell and eight neighboring cells.

Disks are joined into clusters according to the Newman–Ziff algorithm [50]. For the subsequent test of the percolation conditions, the shifts over two axes from the given disk to the root disk of the cluster are calculated in the process of joining. This path is formally a floating-point number, but it is easier to use the method proposed in [14] and to calculate the path from the square cell containing the disk to the cell of the root disk, rather than the path from the disk to the root of the cluster. This method allows using integers in the calculation of the path and in the test of the percolation conditions.

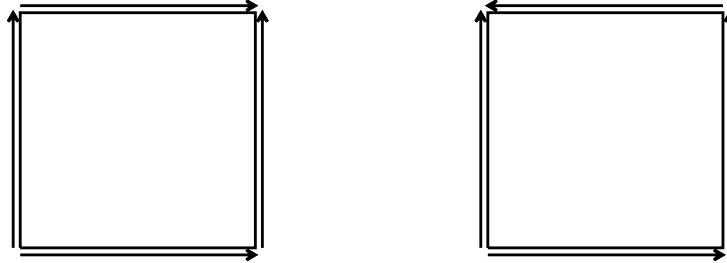


Рис. 1: Gluing of the boundaries providing the (left) torus and (right) Klein bottle.

Particular attention should be paid to the formulation of boundary conditions, because they determine the topology of the surface on which the calculation is performed. The standard periodic boundary conditions correspond to percolation on the torus: the points of the boundaries in the vertical and horizontal directions are identified as is shown in Fig. 1 on the left. This corresponds to the «gluing» of a square sheet providing the torus. The gluing according to Fig. 1 on the right provides the Klein bottle. In terms of boundary conditions, this means that points on the upper and lower sides of the square are identified in the «mirror» manner, which creates additional difficulties for the test of the percolation conditions.

In order to verify the percolation conditions in each of the directions, we

used the method proposed in [54] adapted for continuum percolation [14]; the essence of this method is as follows. Each addition of a new disk to the system is accompanied by the procedure of joining of clusters. If the added disk (disk 1) overlaps with another disk (disk 2) and both disks belong to one cluster, there are two paths to their common root disk: through disk 1 and through disk 2. If the sum of these paths in each of the directions is no more than unity, percolation does not occur. If the sum of these paths in a certain direction is larger than or equal to the size of the system in this direction, the wrapping cluster in this direction appears.

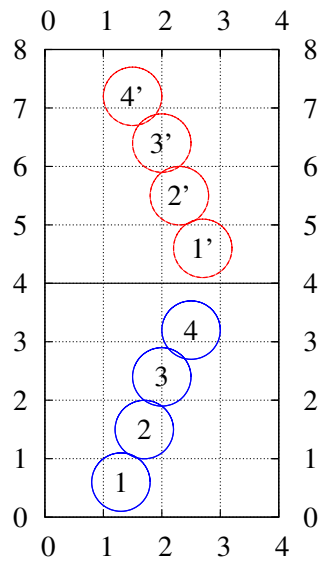


Рис. 2: Example of the square calculation domain for $L = 4$. Digits and blue color mark disks in the lower square, whereas primed digits and red color indicate their reflections in the upper square with allowance for mirror reflection in the vertical axis.

However, it is noteworthy that the described method can be used to verify the percolation conditions only in the case of periodic boundary conditions and percolation on the torus. This method is inapplicable to the Klein bottle because gluing in one of the directions is mirror and the path to the root disk at the transition through the corresponding boundary can change by a value different from 0 and ± 1 . This difficulty is overcome as follows. Instead of the calculation in the square calculation domain with the size L , we performed the calculation in a rectangular calculation domain with a vertical size of $2L$ and a horizontal size of L , i.e., in a rectangle consisting of two squares in the vertical axis. When adding a new disk, two random numbers x, y were generated in the interval $0 \div L$, the disk was added to the lower square of the calculation domain, clusters were joined, and percolation conditions were verified. After that, a «copy» of

this disk was added to the upper square with allowance for mirror reflection in the vertical axis, i.e., with the coordinates $L - x$ and $y + L$; then, clusters were joined, and the percolation conditions in the axes were verified. Figure 2 exemplifies the used square calculation domain for the size $L = 4$. Digits and blue color mark disks in the lower square, whereas primed digits and red color indicate their reflections in the upper square with allowance for mirror reflection in the vertical axis.

The use of the rectangular calculation domain increases the calculation time with the algorithm as compared to the calculation in the square calculation domain, but eliminates the problem of verifying the percolation conditions, because the rectangular calculation domain has periodic boundary conditions in both axes and makes it possible to applied a method based on the summation of paths to the root disk.

If each calculation ends at the number of disks n that results in the first appearance of the wrapping cluster, the probability of the existence of the wrapping cluster in the canonical ensemble $P_L(n)$ is equal to the fraction of the calculations ending at the number of disks no more than n . The wrapping probability R_L in the grand canonical ensemble is a function of the dimensionless concentration (degree of filling) $\eta = nS/L^2$ (S is the area of one disk) and is obtained by the convolution of the probability P_L with the Poisson distribution with the mean value $\lambda = \eta L^2/S$ [14]:

$$R_L(\eta) = e^{-\lambda} \sum_{n=0}^{\infty} \frac{\lambda^n}{n!} P_L(n). \quad (1)$$

At a fixed size of the system L , each calculation was performed until percolation occurred in both axes and the number of disks resulting in the first appearance of the wrapping cluster in each of the axes was fixed. Using these data and relation (1), we calculated six different probabilities R_L of the appearance of the wrapping cluster:

1. In any of the axes R_L^e .
2. In both axes simultaneously R_L^b .
3. In the horizontal axis R_L^h independently of the presence of a cluster in the vertical axis.
4. In the vertical axis R_L^v independently of the presence of a cluster in horizontal axis.
5. In the vertical axis, but not in the horizontal axis R_L^{1v} .
6. In the horizontal axis, but not in the vertical axis R_L^{1h} .

It is worth noting that the vertical and horizontal axes are not equivalent in contrast to percolation on the torus. Consequently, in the general case, the probabilities are not equal to each other: $R_L^v \neq R_L^h$ and $R_L^{v1} \neq R_L^{h1}$. At the same time, only three of six probabilities are independent because of the obvious relations

$$R_L^e = R_L^h + R_L^v - R_L^b, \quad (2)$$

$$R_L^{1v} = R_L^v - R_L^b, \quad (3)$$

$$R_L^{1h} = R_L^h - R_L^b. \quad (4)$$

The main problem in the simulation of percolation processes is the calculation of the percolation threshold η_c . The simulation of percolation on the Klein bottle is complicated because the asymptotic values of the probabilities R_∞ are unknown in contrast to percolation on the torus. As a result, the relation $R_L(\eta_L) = R_\infty$ cannot be used to determine the dependence $\eta_L(L)$, which approaches η_c in the limit $L \rightarrow \infty$.

A method for the determination of the percolation threshold η_c based on a nonmonotonic behavior of the functions R_L^{1v} and R_L^{1h} was proposed in [50]. The positions of the maxima of the functions R_L^{1v} and R_L^{1h} should approach the percolation threshold η_c with an increase in the size of the system $L \rightarrow \infty$. Some other authors [55, 56] use the expression

$$R_L(\eta_L) = R_{L/2}(\eta_L) \quad (5)$$

to calculate the critical concentration at a given L value. The sequence of critical concentrations η_L thus obtained should converge to the percolation threshold in the limit $L \rightarrow \infty$. In this work, we used both methods to estimate the critical concentration.

To test the proposed simulation method, we calculated continuum percolation on the torus with the use of the reflection of the disk placed in the lower square to the upper square. In this calculation, in order to obtain the torus after gluing, reflection in the vertical axis of the disk in the upper square was not performed. The resulting critical concentration η_c and probabilities of the percolation transition R_∞ are very close to the results of work [14].

3 Results and discussion

The calculations were performed for 21 sizes of systems in the range from $L = 8$ to $L = 3072$. For each size, we performed N computer experiments: $N \geq 10^9$ for sizes $8 \leq L < 150$, $N \geq 10^8$ for sizes $150 \leq L < 600$, $N \geq 10^7$ for sizes $600 \leq L < 1200$, and $N \geq 10^6$ for sizes $L \leq 1200$. Wrapping probabilities $R_L(\eta)$ for some sizes from $L = 8$ to $L = 3072$ are plotted in Fig. 3. It is seen that $R_\infty^h \neq R_\infty^v$ (Fig. 3a,b) and $R_\infty^{v1} \neq R_\infty^{h1}$ (Fig. 3e,f) because of the aforementioned nonequivalence of the vertical and horizontal axes in the case of the Klein bottle.

Since the percolation threshold η_c for percolation on the Klein bottle is unknown, this threshold was calculated with the use of the dependences R_L . In order to determine η_c , we obtained the dependence of the critical concentration on the size of the system $\eta_L(L)$, which approaches the percolation threshold in the limit $L \rightarrow \infty$. The quantity $\eta_L(L)$ was determined by two methods: from the position of the maximum of R_L^{v1} and R_L^{h1} and from relation (5).

The rate of convergence η_L to the percolation threshold η_c is determined by two factors: the characteristic width of the percolation transition region and the rate of convergence of the transition probability R_L to its asymptotic value R_∞ . The characteristic size of the transition region depends on the size of the system as $L^{-1/\nu}$, where $\nu = 4/3$ is the universal critical exponent for two-dimensional percolation. Our calculations show that, in the case of percolation on the Klein bottle, the characteristic size of the percolation transition region,

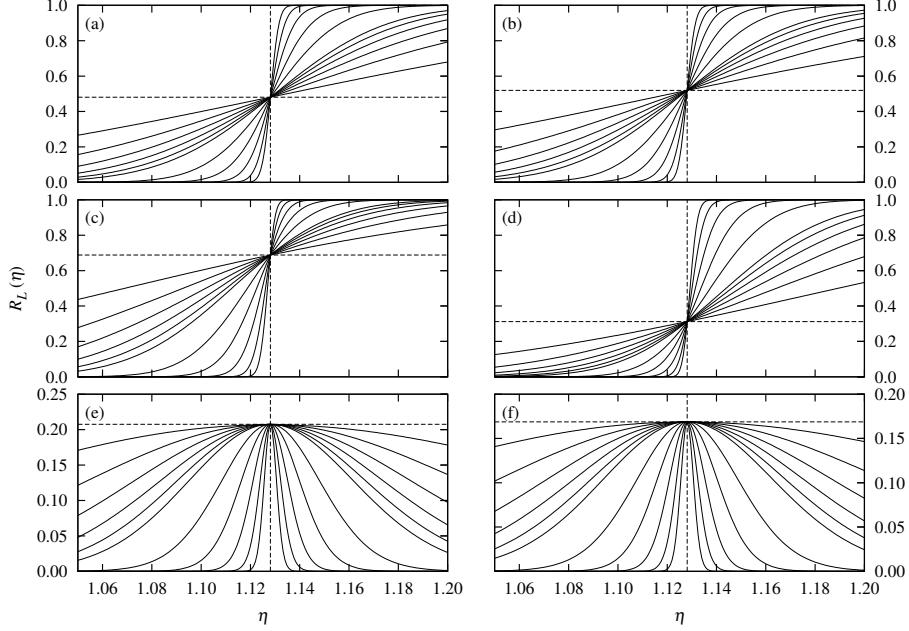


Рис. 3: Wrapping probabilities R_L for various sizes of systems from $L = 8$ to $L = 3072$: (a) R_L^h , (b) R_L^v , (c) R_L^e , (d) R_L^b , (e) R_L^{v1} , and (f) R_L^{h1} . The dashed lines denote the expected values of η_c and R_∞ .

which is determined by the derivative $R'_L(\eta_L)$, decreases really with an increase in L as $L^{-3/4}$. This is seen in Fig. 4, where $R'_L(\eta_L)$ is plotted together with the straight line $0.361L^{3/4}$. Three other derivatives $R'_L^e(\eta_L)$, $R'_L^b(\eta_L)$, and $R'_L^v(\eta_L)$ have the same dependence.

The rate of convergence of the probability of the percolation transition R_L to R_∞ is determined by the boundary conditions [50] and for percolation on the torus depends on L as L^{-2} . It will be shown below that the dependence L^{-2} [14] is also valid for percolation on the Klein bottle. Thus, the rate of convergence of the critical concentration η_L to the percolation threshold η_c in the case of percolation on the Klein bottle is determined by the dependence $L^{-11/4}$.

The semi-log plots of the critical concentrations $\eta_L(L)$ derived from the maxima of R_L^{h1} (open diamonds), R_L^{v1} (closed diamonds) and from (5) for four probabilities: R_L^e (upward pointing triangles), R_L^b (circles), R_L^h (squares), and R_L^v (downward pointing triangles) are shown in Fig. 5. It is seen that all dependences with an increase in the size approach the same value. The percolation threshold obtained in this work is $\eta_c = 1.128087(1)$, which almost coincides with the percolation threshold in the case of continuum percolation of permeable disks on the torus [14]. This indicates that the percolation threshold η_c is independent of the topology of the surface and is a topological invariant.

The situation with the asymptotic probabilities of the percolation transition R_∞ is different. These probabilities for percolation on the torus were calculated

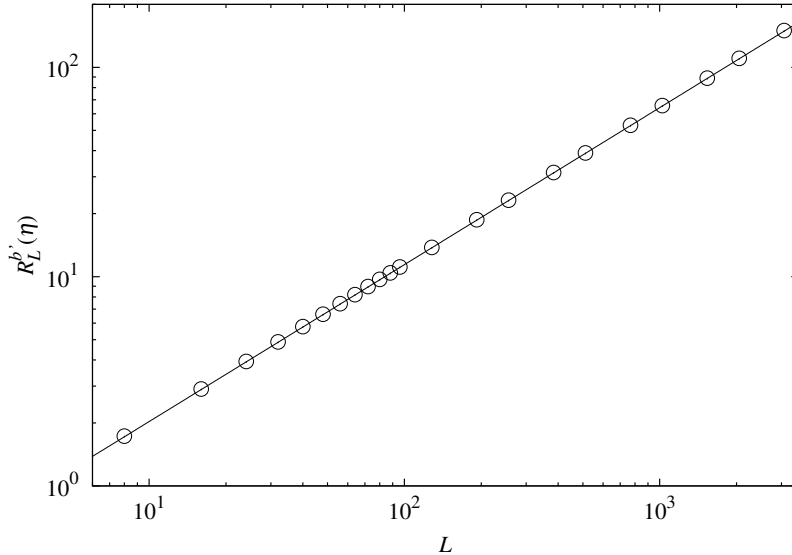


Fig. 4: Derivative $R_L^b(\eta)$ versus the size of the system L .

in [57] from the conformal field theory and were confirmed in the numerical calculations [14, 50] for continuum and lattice percolation:

$$R_\infty^h = R_\infty^v = 0.521058289\dots,$$

$$R_\infty^e = 0.690473724\dots,$$

$$R_\infty^b = 0.351642853\dots,$$

$$R_\infty^{h1} = R_\infty^{v1} = 0.169415435\dots$$

These relations are invalid for percolation on the Klein bottle. To calculate the R_∞ values, we used the following procedure. Taking into account the known percolation threshold η_c , we calculated the values $R_L(\eta_c)$ and estimated the asymptotic value R_∞ from this dependence by the least squares method with the function $\frac{a}{L^c} + R_\infty$ with the unknown parameters a , c , and R_∞ . Among these parameters, the scaling coefficient c presenting the rate of convergence is of interest in addition to R_∞ . It is noteworthy that the functions R_L in the case of percolation on the torus satisfy a power law with an exponent of -2 ; i.e., $c = 2$. The results of the calculations are summarized in the table 1.

It is seen that the exponents c for all types of the probabilities are close to 2. This means that the scaling dependence of the probabilities R_L is independent of the topology, which confirms the above conclusion that the critical concentration η_L tends to the percolation threshold η_c according to the law $L^{-11/4}$. This law is independent of the topology of the surface. The rate of convergence of the dependences R_L , which is determined by the coefficient c , is illustrated in Fig. 6,

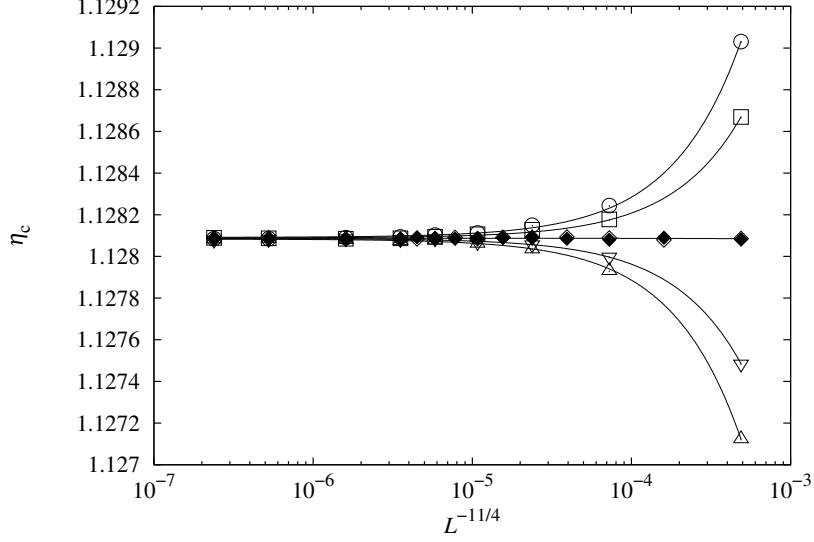


Рис. 5: Estimated critical filling factors for continuum percolation on a Klein bottle, derived from the maxima of R_L^{h1} (open diamonds), R_L^{v1} (closed diamonds) and from (5) for R_L^e (upward pointing triangles), R_L^b (circles), R_L^h (squares), and R_L^v (downward pointing triangles). Lines are $\eta_L \sim L^{-11/4}$.

Таблица 1: Results of the calculations of the asymptotic values R_∞ by the least squares method with the function $\frac{a}{L^c} + R_\infty$. The rightmost column presents the R_∞ values for continuum percolation on the torus [50, 57].

type	R_∞	c	R_∞^{torus}
R_∞^h	0.48064(7)	1.9(0)	0.521058...
R_∞^v	0.51934(9)	1.9(8)	
R_∞^e	0.68813(8)	1.8(8)	0.690473...
R_∞^b	0.31185(8)	1.8(3)	0.351642...
R_∞^{h1}	0.16878(9)	1.7(2)	0.169415...
R_∞^{v1}	0.20749(1)	1.8(9)	

which shows the dependences of the absolute value of the difference $R_L - R_\infty$ on the size of the system. The errors on the plots were calculated from the relation [14]

$$\sigma_{R_L} = \sqrt{\frac{R_L(\eta)(1 - R_L(\eta))}{N}}. \quad (6)$$

It is worth noting that the asymptotic values of the probabilities for percolation on the Klein bottle are smaller than those for percolation on the torus 1.

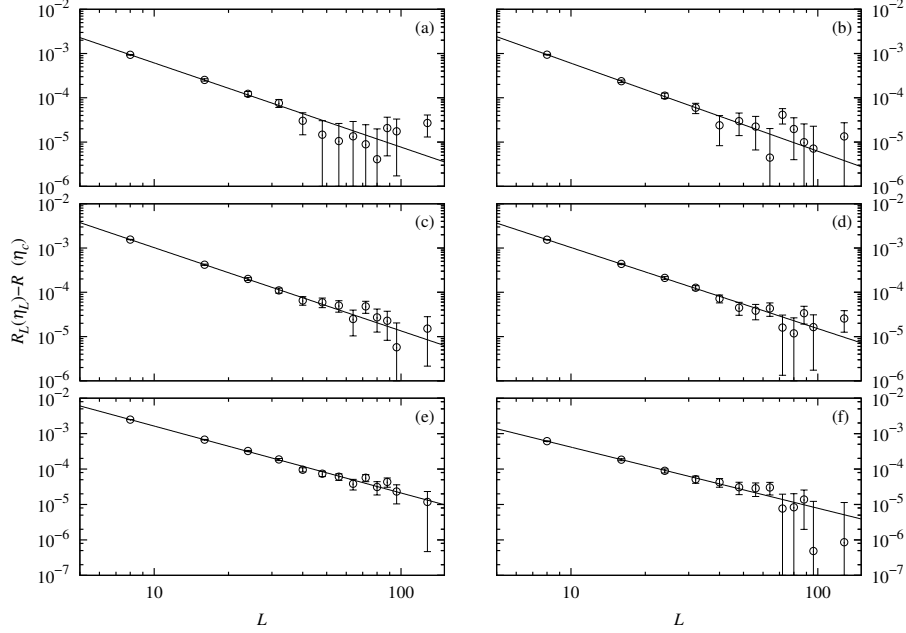


Рис. 6: Difference $R_L - R_\infty$ versus the size of the system L for R^h (a), R^v (b), R^e (c), R^b (d), R^{v1} (e), and R^{h1} (f). The solid lines are the dependences L^{-c} with the exponents c from the table 1.

Moreover, the probabilities R_∞^h and R_∞^{h1} do not coincide with the probabilities R_∞^v and R_∞^{v1} because the vertical and horizontal axes are not equivalent in the case of the Klein bottle. We also note that the wrapping probability for the vertical axis on the Klein bottle R_∞^v is closer to the wrapping probability on the torus than the wrapping probability for the horizontal axis R_∞^h . It should be reminded that the standard «gluing» without reflection corresponding to periodic boundary conditions is used for the horizontal axis, whereas «gluing» with reflection is applied for the vertical axis. At the same time, the probability R_∞^{h1} is closer to the value on the torus than the probability R_∞^{v1} .

4 Conclusions

The percolation threshold η_c and asymptotic values of the wrapping probabilities R_∞ for the continuum percolation of permeable disks on the Klein bottle, as well as scaling exponents determining the contribution of finite-size effects to the critical concentration η_L and wrapping probabilities R_L , have been obtained. It has been shown that the percolation threshold η_c and scaling exponents are independent of the topology of the surface and coincide with the respective values obtained for continuum percolation on the torus. At the same time, the wrapping probabilities differ from the respective values on the torus. In addition, since the vertical and horizontal axes are not equivalent in the case of percolation

on the Klein bottle, $R_\infty^h \neq R_\infty^v$ and $R_\infty^{h1} \neq R_\infty^{v1}$. In this case, the probability R_∞^v is closer to the value on the torus than the probability R_∞^h , whereas the probability R_∞^{v1} is farther from the probability on the torus than the probability R_∞^{h1} . The difference between the probabilities R_∞ for the torus and Klein bottle means that the percolation cluster on one of these surfaces (or on both surfaces) is degenerate.

5 Acknowledgments

This work was supported by the state targets higher education institutions in 2015 and the planning period of 2016 in terms of R&D [project code: 3.720.2014/K] and by the Russian Foundation for Basic Research (project nos. 14-08-00895a and 14-08-00805a). The calculations were partially performed at the «Basov» Unit, Computer Cluster, National Research Nuclear University MEPhI.

Список литературы

- [1] H. Kesten. *Percolation Theory for Mathematicians, Progress in Probability and Statistics, vol. 2*. Birkhauser, Boston, 1982.
- [2] G. Grimmett. Percolation. In: *Grundlehren der Mathematischen Wissenschaften [Fundamental Principles of Mathematical Sciences]*, 321:2nd edn. Springer-Verlag, Berlin, 1999.
- [3] R. Langlands, P. Pouliot, and Y. Saint-Aubin. Conformal invariance in two-dimensional percolation. *Bull. Am. Math. Soc.*, 30:1–61, 1994.
- [4] J. L. Cardy. Conformal invariance and percolation. *arXiv:math-ph/0103018v2*, 2001.
- [5] J. L. Cardy. Critical percolation in finite geometries. *Journal of Physics A: Mathematical and General*, 25(4):L201, 1992.
- [6] P. Di Francesco, P. Mathieu, and D. Senechal. *Conformal field theory*. Springer-Verlag New York, 1997.
- [7] G. Delfino, J. Viti, and J. Cardy. Universal amplitude ratios of two-dimensional percolation from field theory. *arXiv preprint arXiv:1001.5424*, 2010.
- [8] Gesualdo Delfino and Jacopo Viti. Crossing probability and number of crossing clusters in off-critical percolation. *arXiv preprint arXiv:1110.6355*, 2011.
- [9] S. Smirnov. Critical percolation in the plane: Conformal invariance, cardy’s formula, scaling limits. *C. R. Acad. Sci. Paris Ser. I Math.*, 333:239–244, 2001.
- [10] W. Lebrecht, J. F. Valdes, E. A. Olson, E. Vogel, F. Nieto, A. Alivisatos, and J. Ramirez-Pastor. Percolation of dimers on square lattices. *Physica A*, 392:149–156, 2013.
- [11] Gesualdo Delfino and Jacopo Viti. Universal properties of ising clusters and droplets near criticality. *Nuclear Physics B*, 840(3):513 – 533, 2010.
- [12] Christian D. Lorenz and Robert M. Ziff. Excess number of percolation clusters on the surface of a sphere. *Physica A: Statistical Mechanics and its Applications*, 296(1–2):1 – 8, 2001.
- [13] Gunnar Pruessner and Nicholas R. Moloney. Winding clusters in percolation on the torus and the möbius strip. *Journal of Statistical Physics*, 115(3–4):839–853, 2004.
- [14] Stephan Mertens and Cristopher Moore. Continuum percolation thresholds in two dimensions. *Phys. Rev. E*, 86:061109, Dec 2012.
- [15] Gunnar Pruessner and Nicholas R. Moloney. Numerical results for crossing, spanning and wrapping in two-dimensional percolation. *Journal of Physics A: Mathematical and General*, 36(44):11213, 2003.
- [16] Robert M. Ziff. Scaling behavior of explosive percolation on the square lattice. *Phys. Rev. E*, 82:051105, Nov 2010.
- [17] Junfeng Wang, Zongzheng Zhou, Wei Zhang, Timothy M. Garoni, and Youjin Deng. Bond and site percolation in three dimensions. *Phys. Rev. E*, 87:052107, May 2013.
- [18] Reuven Cohen, Keren Erez, Daniel ben Avraham, and Shlomo Havlin. Resilience of the internet to random breakdowns. *Phys. Rev. Lett.*, 85:4626–4628, Nov 2000.
- [19] Duncan S. Callaway, M. E. J. Newman, Steven H. Strogatz, and Duncan J. Watts. Network robustness and fragility: Percolation on random graphs. *Phys. Rev. Lett.*, 85:5468–5471, Dec 2000.
- [20] A. V. Goltsev, S. N. Dorogovtsev, and J. F. F. Mendes. Percolation on correlated networks. *Phys. Rev. E*, 78:051105, Nov 2008.
- [21] Svante Janson. On percolation in random graphs with given vertex degrees. *Electron. J. Probab.*, 14:no. 5, 86–118, 2009.
- [22] T Odagaki and S Toyofuku. Properties of percolation clusters in a model granular system in two dimensions. *Journal of Physics: Condensed Matter*, 10(28):6447, 1998.

- [23] Jan Tobochnik. Granular collapse as a percolation transition. *Phys. Rev. E*, 60:7137–7142, Dec 1999.
- [24] S. De Bondt, L. Froyen, and A. Deruyttere. Electrical conductivity of composites: a percolation approach. *Journal of Materials Science*, 27(7):1983–1988, 1992.
- [25] P. Grassberger. On the critical behavior of the general epidemic process and dynamical percolation. *Mathematical Biosciences*, 63(2):157 – 172, 1983.
- [26] M. E. J. Newman. Spread of epidemic disease on networks. *Phys. Rev. E*, 66:016128, Jul 2002.
- [27] Petter Holme, Beom Jun Kim, Chang No Yoon, and Seung Kee Han. Attack vulnerability of complex networks. *Phys. Rev. E*, 65:056109, May 2002.
- [28] Kiarash Vakhshouri, Derek R. Kozub, Chenchen Wang, Alberto Salleo, and Enrique D. Gomez. Effect of miscibility and percolation on electron transport in amorphous poly(3-hexylthiophene)/phenyl-*c*₆₁-butyric acid methyl ester blends. *Phys. Rev. Lett.*, 108:026601, Jan 2012.
- [29] J. Machta. Phase transitions in fractal porous media. *Phys. Rev. Lett.*, 66:169–172, Jan 1991.
- [30] K. Moon and S. M. Girvin. Critical behavior of superfluid ⁴He in aerogel. *Phys. Rev. Lett.*, 75:1328–1331, Aug 1995.
- [31] Muhammad Sahimi. Flow phenomena in rocks: from continuum models to fractals, percolation, cellular automata, and simulated annealing. *Reviews of modern physics*, 65(4):1393, 1993.
- [32] Shaista Ahmad, Sanjay Puri, and Subir K. Das. Phase separation of fluids in porous media: A molecular dynamics study. *Phys. Rev. E*, 90:040302, Oct 2014.
- [33] Thibaud Chevalier and Laurent Talon. Generalization of darcy’s law for bingham fluids in porous media: From flow-field statistics to the flow-rate regimes. *Phys. Rev. E*, 91:023011, Feb 2015.
- [34] Simon K. Schnyder, Markus Spanner, Felix Hoffing, Thomas Franosch, and Jurgen Horbach. Rounding of the localization transition in model porous media. *Soft Matter*, 11:701–711, 2015.
- [35] Hyung-June Woo and P. A. Monson. Phase behavior and dynamics of fluids in mesoporous glasses. *Phys. Rev. E*, 67:041207, Apr 2003.
- [36] E. Kierlik, P. A. Monson, M. L. Rosinberg, L. Sarkisov, and G. Tarjus. Capillary condensation in disordered porous materials: Hysteresis versus equilibrium behavior. *Phys. Rev. Lett.*, 87:055701, Jul 2001.
- [37] B. Lefevre, A. Saugey, J. L. Barrat, L. Bocquet, E. Charlaix, P. F. Gobin, and G. Vigier. Intrusion and extrusion of water in hydrophobic mesopores. *The Journal of Chemical Physics*, 120(10):4927–4938, 2004.
- [38] F. Porcheron, M. Thommes, R. Ahmad, and P. A. Monson. Mercury porosimetry in mesoporous glasses: A comparison of experiments with results from a molecular model. *Langmuir*, 23(6):3372–3380, 2007. PMID: 17305379.
- [39] Sean P. Rigby and Karen J. Edler. The influence of mercury contact angle, surface tension, and retraction mechanism on the interpretation of mercury porosimetry data. *Journal of Colloid and Interface Science*, 250(1):175 – 190, 2002.
- [40] Baoxing Xu, Yu Qiao, Yibing Li, Qulan Zhou, and Xi Chen. An electroactuation system based on nanofluids. *Applied Physics Letters*, 98(22):-, 2011.
- [41] Aijie Han, Weiyi Lu, Venkata K. Punyamurtula, Taewan Kim, and Yu Qiao. Temperature variation in liquid infiltration and defiltration in a mcm41. *Journal of Applied Physics*, 105(2):-, 2009.
- [42] Valentin Eroshenko, Robert-Charles Regis, Michel Soulard, and Joël Patarin. Les systèmes hétérogènes « eau-zéolithe hydrophobe »: de nouveaux ressorts moléculaires. *Comptes Rendus Physique*, 3(1):111 – 119, 2002.
- [43] A.M. Grekhov, Yu.S. Eremin, G.A. Dibrov, and V.V. Volkov. Percolation of composite poly(vinyltrimethylsilane) membranes with carbon nanotubes. *Petroleum Chemistry*, 53(8):549–553, 2013.

- [44] A.M. Grekhov and Yu.S. Eremin. On the threshold concentration of sticks providing formation of a percolating cluster in mixed matrix membranes. *Journal of Membrane Science*, 485(0):42 – 47, 2015.
- [45] V. D. Borman, A. A. Belogorlov, V. A. Byrkin, V. N. Tronin, and V. I. Troyan. Observation of a dispersion transition and the stability of a liquid in a nanoporous medium. *JETP letters*, 95(10):511–514, 2012.
- [46] V.D. Borman, A.A. Belogorlov, V.A. Byrkin, V.N. Tronin, and V.I. Troyan. Dispersion transition and the nonergodicity of the disordered nanoporous medium-nonwetting liquid system. *Journal of Experimental and Theoretical Physics*, 117(6):1139–1163, 2013.
- [47] V. D. Borman, A. A. Belogorlov, A. M. Grekhov, and V. N. Tronin. Fluctuations of the number of neighboring pores and appearance of multiple nonergodic states of a nonwetting liquid confined in a disordered nanoporous medium. *Physics Letters A*, 378(38–39):2888 – 2893, 2014.
- [48] V. D. Borman, A. A. Belogorlov, V. A. Byrkin, and V. N. Tronin. Kinetics of the dispersion transition and nonergodicity of a system consisting of a disordered porous medium and a nonwetting liquid. *Phys. Rev. E*, 88:052116, Nov 2013.
- [49] L. I. Kheifets and A. V. Neimark. *Multiphase processes in porous media*. Moscow: Khimiya, 1982 (in Russian).
- [50] M. E. J. Newman and R. M. Ziff. Fast monte carlo algorithm for site or bond percolation. *Phys. Rev. E*, 64:016706, Jun 2001.
- [51] J. Hoshen and R. Kopelman. Percolation and cluster distribution. i. cluster multiple labeling technique and critical concentration algorithm. *Phys. Rev. B*, 14:3438–3445, Oct 1976.
- [52] R. Sedgewick. *Algorithms*. Addison-Wesley, Reading, MA, 1988.
- [53] D. E. Knuth. *The Art of Computer Programming*. Addison-Wesley, Reading, MA, 1997.
- [54] J. Machta, Y. S. Choi, A. Lucke, T. Schweizer, and L. M. Chayes. Invaded cluster algorithm for potts models. *Phys. Rev. E*, 54:1332–1345, Aug 1996.
- [55] P. Reynolds, H. Stanley, and W. Klein. Percolation by position-space renormalisation group with large cells. *Journal of Physics A: Mathematical and General*, 11(8):L199, 1978.
- [56] Peter J. Reynolds, H. Eugene Stanley, and W. Klein. Large-cell monte carlo renormalization group for percolation. *Phys. Rev. B*, 21:1223–1245, Feb 1980.
- [57] Haru T. Pinson. Critical percolation on the torus. *Journal of Statistical Physics*, 75(5-6):1167–1177, 1994.