

Weak power law rheology of soft glassy and gelled materials

P. Patrício^{1,2,*} and C. R. Leal^{1,3,†}

¹*ISEL - Instituto Superior de Engenharia de Lisboa,
Instituto Politécnico de Lisboa, 1959-007 Lisboa, Portugal.*

²*CEDOC, Faculdade de Ciências Médicas, Universidade Nova de Lisboa, 1169-056 Lisboa, Portugal.*

³*Centro de Investigação em Agronomia, Alimentos,
Ambiente e Paisagem, LEAF, Instituto Superior de Agronomia,
Universidade de Lisboa, 1349-017 Lisboa, Portugal.*

(Dated: May 18, 2015)

We make a parallel excursion to the generalised Maxwell and Kelvin-Voigt models to find which general conditions may lead to the weak power law behaviours of the elastic and viscous moduli, $G'(w) \sim G''(w) \sim w^\alpha$, with $0 < \alpha < 1$. These occur in a wide variety of soft materials, including living cells. We find that these behaviours are obtained for analogous, but essentially different power law spectra of relaxation and retardation times, stemming from the different nature of the models. The first, based on the generalised Maxwell model, retains the fluid properties of a soft glassy material (SGM) above the glass transition. The second, based on the generalised Kelvin-Voigt model, retains the elastic properties of a soft solid or gelled material. Using these models, we calculate with accuracy the power law exponents of $G'(w) \sim w^x$ and $G''(w) \sim w^y$, for the whole families of relaxation and retardation spectra previously obtained. Within the region corresponding to $0 < \alpha < 1$, we find $x > y \approx \alpha$ and $y > x \approx \alpha$ for respectively the generalised Maxwell and Kelvin-Voigt models. Beyond this region, we find very different and interesting exponents.

INTRODUCTION

In the last couple of years, we have studied the rheological properties of *Staphylococcus aureus* cultures [1, 2]. We have observed a very rich viscoelastic behaviour, both under steady-state and oscillatory flows, as a consequence of bacteria multiplication and density dependent aggregation. The elastic and viscous moduli, G' and G'' , exhibit approximately the same weak power-law behaviours with the angular frequency, w , of the oscillatory deformations. Interestingly, the exponents of these power-laws depended on the growth stage of the culture, starting to be close to 0.80 at the beginning of the exponential phase of growth, when the cell density was still relatively small, decreasing to 0.23 at the end of the exponential phase, when the cell density became large, and increasing again to 0.39 at the late phase of growth.

Microrheology measurements performed by attaching magnetic microspheres to the cell and applying external oscillatory magnetic fields also revealed the same type of power law behaviours [3]. The weak power law exponents, which are associated in this case with the mechanical properties of the cell cytoskeleton, seem to be approximately 0.2 for different types of cells [4].

In fact, even before this set of experiments, it had already been recognised that weak power law behaviours, $G'(w) \sim G''(w) \sim w^\alpha$, ($0 < \alpha < 1$), occur in a large variety of soft materials, including “foams, emulsions, pastes and slurries” [5, 6]. The universality of these behaviours led Sollich and coworkers to propose the “Soft Glassy Materials” (SGMs) model. Based on the idea of structural disorder and metastability, common to all SGMs, this model relates the power law exponent to a mean-

field noise temperature $x = \alpha + 1$, with a glass transition occurring at $x = 1$.

Since then, a number of theoretical models have been proposed: the shear-transformation zone (STZ) theory [7], which postulates plastic deformations in the material; a generalised Kelvin-Voigt model [4]; the glassy wormlike chain (GWLC) model [8] and extensions of these theories [9, 10].

In this article, we will firstly highlight the fundamental aspects of these interesting and universal weak power law behaviours, in the light of the linear theory of viscoelasticity. This will help us to understand not only the reason for their universality, but also the reason for the large number of possible theoretical microscopic models that are able to explain them. We will extensively investigate two important types of microscopic models. The first, based on a generalised Maxwell model (see Fig. 1, top), retains the fluid properties of the SGMs above the glass transition. The second, based on a generalised Kelvin-Voigt model (see Fig. 1, bottom), retains a more solid or gelled character, while presenting the weak power law behaviours. We will see that these two models, even though they have parallel descriptions, they translate essentially different microscopic physical systems.

POWER LAW RHEOLOGY

In the linear theory of viscoelasticity [11], the relaxation function $G(t)$ is defined through the force response $\sigma(t) = \varepsilon_0 G(t)$ to an applied step deformation $\varepsilon = \varepsilon_0 \Theta(t)$ ($\Theta(t)$ is the step function). Analogously, the creep compliance $J(t)$ is defined through the deformation response $\varepsilon(t) = \sigma_0 J(t)$ to an applied step force $\sigma = \sigma_0 \Theta(t)$. Also,

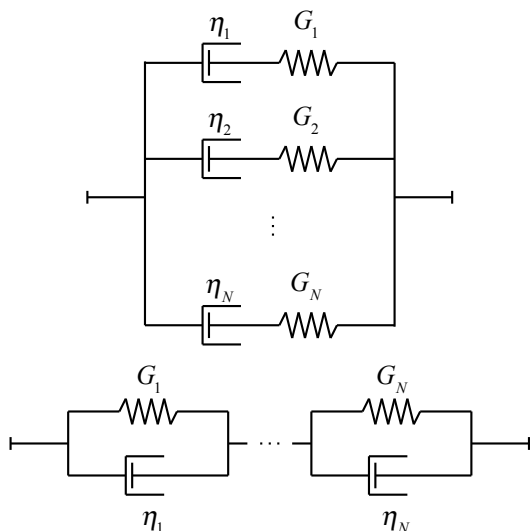


FIG. 1: Generalised Maxwell (top) and Kelvin-Voigt (bottom) models.

the response of the system to an oscillatory deformation $\varepsilon = \varepsilon_0 e^{i\omega t}$ or force $\sigma = \sigma_0 e^{i\omega t}$ is given, respectively, by $\sigma(t) = \varepsilon_0 G^* e^{i\omega t}$ or $\varepsilon(t) = \sigma_0 J^* e^{i\omega t}$, where $G^* = G' + iG''$ is the complex modulus and $J^* = J' - iJ''$ is the complex compliance. G' (J') and G'' (J'') are defined as the elastic and viscous moduli (compliances). All these functions are related through:

$$G^*(w) = (i\omega)\tilde{G}(i\omega) = \frac{1}{(i\omega)\tilde{J}(i\omega)} = \frac{1}{J^*(w)} \quad (1)$$

where the Laplace transform is given by $\tilde{f}(s) = \int_0^\infty f(t)e^{-st}dt$. From these relations it may be made clear that any relaxation function with a weak power law behaviour:

$$G(t) \sim \frac{1}{t^\alpha} \quad (0 < \alpha < 1) \quad (2)$$

will necessarily lead to the weak power law behaviours of the elastic and viscous moduli. Indeed, the relaxation function is a decreasing function of time, implying $\alpha > 0$. For $\alpha < 1$, its Laplace transform is given by $\tilde{G}(s) \sim s^{\alpha-1}$, the complex modulus becomes $G^*(w) \sim (i\omega)^\alpha = w^\alpha e^{i\pi\alpha/2}$, yielding

$$G'(w) \sim G''(w) \sim w^\alpha, \quad \frac{G''}{G'} = \tan \frac{\pi\alpha}{2} \quad (3)$$

It should be noted that, in these conditions ($0 < \alpha < 1$), $\tilde{J}(s) \sim 1/s^{\alpha+1}$ and $J(t) \sim t^\alpha$. The system is considered to be solid like whenever $0 < \alpha < 0.5$ (as $G''/G' < 1$) and fluid like whenever $0.5 < \alpha < 1$ (as $G''/G' > 1$).

In very general terms, any combination of N viscoelastic elements could now be used as a basis for which a particular distribution of viscoelastic parameters would lead

to an approximation of the weak power law behaviour expressed in Eq. 2, and consequently, of the weak power law behaviours of Eq. 3.

GENERALISED MAXWELL MODEL

We consider first a generalised Maxwell (GM) model (see Fig. 1, top) composed of a parallel array of N Maxwell viscoelastic elements. Each Maxwell element is composed of a dashpot of viscosity η_i in series with a spring of stiffness G_i . It behaves elastically on small times scales and as a fluid on long ones. Its relaxation function is $G_i(t) = G_i e^{-t/\tau_i}$, where $\tau_i = \eta_i/G_i$ is the element relaxation time. Because the Maxwell elements are in parallel, the total relaxation function is just the sum:

$$G_{GM}(t) = \sum_{i=1}^N G_i e^{-t/\tau_i} \quad (4)$$

This sum may be approximated by an integral by multiplying it by $di = 1$. If di is considered to be small, we have:

$$G_{GM}(t) \approx \int_{\tau_1}^{\tau_N} G_\tau e^{-t/\tau} \frac{di}{d\tau} d\tau \quad (5)$$

The derivative $di/d\tau$ corresponds to the density of modes (per unit relaxation time). Choosing the change of variables $\zeta = 1/\tau$, and for t between the minimum and maximum relaxation times, τ_{min} and τ_{max} , this integral approaches a Laplace transform. To establish the weak power law behaviour $G(t) \sim 1/t^\alpha$, the relaxation spectrum must scale as

$$\phi_{GM}(\tau) = G_\tau \frac{di}{d\tau} \sim \frac{1}{\tau^{\alpha+1}} \quad (6)$$

Because we have two independent functions, G_τ and $di/d\tau$, one of them may be chosen arbitrarily.

An interesting and particularly simple choice consists of assuming a constant $G_\tau = G$. In this case, the condition given by Eq. 6 implies

$$\tau_i = \frac{\tau_1}{i^{1/\alpha}} \quad (G_i = G) \quad (7)$$

For N sufficiently large, this spectrum will give the weak power law behaviours of Eq. 3, $G^*(w) \approx G(i\tau_1 w)^\alpha (\alpha\Gamma(\alpha)\Gamma(1-\alpha))$ (Γ is the gamma function), provided $0 < \alpha < 1$ and $1/\tau_1 = 1/\tau_{max} < w < 1/\tau_{min} = 1/(\tau_1/N^{1/\alpha})$.

This choice corresponds both to the Rouse and the Zimm models for unentangled polymers [12]. The Rouse model describes polymer chains through N Brownian beads in a viscous solvent (dashpot element) connected by springs. The chains have N vibrating modes with $\tau_i = \tau_R i^{-(1+2\nu)}$ where τ_R is the Rouse relaxation time, $\nu = 1/2$ for ideal (random walk) chains and $\nu \approx 3/5$

(Flory exponent) for self avoiding chains. The Zimm model extends the Rouse model by including hydrodynamic interactions mediated by the solvent. In this case, $\tau_i = \tau_Z i^{-3\nu}$ where τ_Z is the Zimm relaxation time. $d_f = 1/\nu$ corresponds to the fractal dimension of the polymers. These models predict $\alpha = d_f/(2+d_f)$ ($\alpha = 0.5$ for ideal chains) and $\alpha = d_f/3$ respectively.

The relaxation spectrum of Eq. 7 also corresponds to the SGM model, which is based upon Bouchaud's trap model of glassy dynamics [13]. The essence of the SGM model may be described with simple arguments, as follows. For each local element of the system, the energy landscape is composed of a large number of potential wells, or traps, with a density of deep traps that has an exponential tail, $\rho(E) \sim e^{-E/x_g}$ (at the glass temperature, $x_g = 1$ in appropriate units). The equilibrium probability of finding at a certain moment an element in a trap of energy depth E is $P_{eq}(E) \sim \tau(E)\rho(E)$, where $\tau(E) \sim e^{E/x}$ is the average lifetime of the element, before it hops into a new trap, and $x > 1$ is a mean-field noise temperature (so P_{eq} is no longer normalisable at the glass temperature). At characteristic times smaller than the average lifetime, the element behaves essentially as a spring. For longer characteristic times, the element flows into the next trap. So, we may associate the behaviour of each element with a Maxwell element with a relaxation time that is equal to its average lifetime. If we have a large number N of trapped elements, at a certain moment, the density of elements (per unit energy depth) is $di/dE \sim P_{eq}(E)$. The density of elements (per unit relaxation time) is determined by $di/d\tau = (di/dE)(dE/d\tau) \sim \tau^{-x}$. Taking the same quadratic shape for each energy well, G_τ is considered to be constant, and the condition expressed in Eq. 6 leads to $x = \alpha + 1$. The system becomes solid like ($0 < \alpha < 0.5$) as it approaches the glass transition.

Had we chosen the power law behaviour $G_i = Gi^\beta$ for the stiffnesses, the weak power law behaviours of Eq. 3 could be recovered through the following discrete spectrum of relaxation times:

$$\tau_i = \frac{\tau_1}{i^{(1+\beta)/\alpha}} \quad (G_i = Gi^\beta) \quad (8)$$

for $0 < \alpha < 1$ and $1/\tau_{max} < w < 1/\tau_{min}$, independently of our choice of β . As the continuous spectrum is eventually the same as the one obtained for our simple previous choice (corresponding to $\beta = 0$), the behaviour of all physical properties, in the large N limit, will be identical. Even the ranges beyond τ_{min} and τ_{max} will behave similarly, since in these limits, the elastic and viscous moduli depend essentially on one Maxwell element. Nevertheless, the parameter β may play a role for the microscopic physical model.

Mathematically, having one extra degree of freedom, the discrete relaxation spectrum of Eq. 8 allows us to define not only the time relaxation limits, but also the

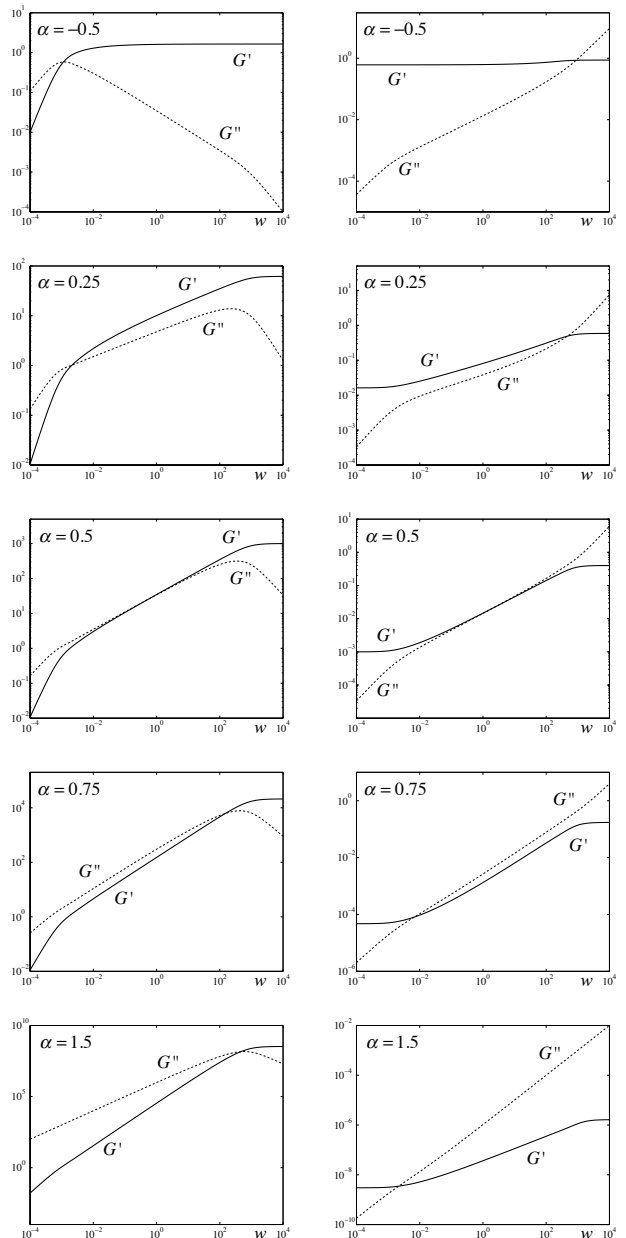


FIG. 2: Elastic and viscous moduli, $G'(w)$ (solid line) and $G''(w)$ (dashed line) (in units of G) obtained from the generalised Maxwell relaxation spectrum of Eq. 8 (left) and the generalised Kelvin-Voigt retardation spectrum of Eq. 14 (right), for $\alpha = -0.5, 0.25, 0.5, 0.75, 1.5$ (top to bottom), $\tau_{min} = 10^{-3}$, $\tau_{max} = 10^3$ (in arbitrary units), and $N = 10^3$.

number of elements we want to use, for any α . Indeed, for a given set of τ_{max} , τ_{min} , α , we are able to construct the weak power law behaviours of Eq. 3 from a generalised Maxwell model with N modes by taking $\tau_1 = \tau_{max}$ and $\beta = (\alpha \ln(\tau_{max}/\tau_{min}))/\ln N - 1$.

If we use the Laplace transform of Eq. 4, we may determine without approximation the elastic and viscous

moduli of the generalised Maxwell model, for any choice of discrete relaxation spectrum:

$$G'_{GM}(w) = \sum_{i=1}^N G_i \frac{(w\tau_i)^2}{1 + (w\tau_i)^2} \quad (9)$$

$$G''_{GM}(w) = \sum_{i=1}^N G_i \frac{w\tau_i}{1 + (w\tau_i)^2}. \quad (10)$$

By using these formulas, there are no restrictions on the parameter α . We have a well defined relaxation function (Eq. 4) even for $\alpha < 0$ or $\alpha > 1$.

Figure 2 (left) shows the elastic and viscous moduli, $G'_{GM}(w)$ and $G''_{GM}(w)$ for $\alpha = -0.5, 0.25, 0.5, 0.75, 1.5$, $\tau_{min} = 10^{-3}$, $\tau_{max} = 10^3$ (in arbitrary units), and $N = 10^3$. To obtain them, we have used the sums of Eq. 9 and 10, together with the discrete relaxation spectrum defined by Eq. 8. For $0 < \alpha < 1$, we recover the weak power law behaviours of Eq. 3. Outside this range, we have for G' and G'' different power laws. For $1 < \alpha < 2$, we have $G' \sim w^\alpha$ and $G'' \sim w^1$. For $-1 < \alpha < 0$, we have $G' \sim w^0$ and $G'' \sim w^\alpha$. For $\alpha > 2$ or $\alpha < -1$, only one mode dominates, corresponding to the minimum and to the maximum relaxation times, respectively. These behaviours had already been mentioned in the framework of the SGM model [6]. As these power law exponents (including those of Eq. 3) correspond only to an approximation, we show in Fig. 3 the numerically converged (we have increased N to verify it) computed values, established in the interior range $10^{-1} < w < 10^1$. It is important to mention that the exponent of G' is always greater than the exponent of G'' , even in the region $0 < \alpha < 1$ (see Fig. 4), where they assume almost identical values. This is a distinctive feature of the generalised Maxwell model.

It should be noted that we have performed the same calculations for different numbers of elements. The possibility of changing β allows us to have a good approximation of the power law behaviours even for a reduced number of elements ($N > 10$).

GENERALISED KELVIN-VOIGT MODEL

We now turn to the generalised Kelvin-Voigt (GK) model (see Fig. 1, bottom) composed of a serial array of N Kelvin-Voigt viscoelastic elements [17]. Each Kelvin-Voigt element is composed of a dashpot of viscosity η_i in parallel with a spring of stiffness G_i . It behaves elastically on long times scales and its dynamics comes from the viscous element. Its creep compliance is $J_i(t) = J_i(1 - e^{-t/\tau_i})$, where $J_i = 1/G_i$ and $\tau_i = \eta_i/G_i$ is the element retardation time. Because the Kelvin-Voigt elements are in series, the total creep compliance is just

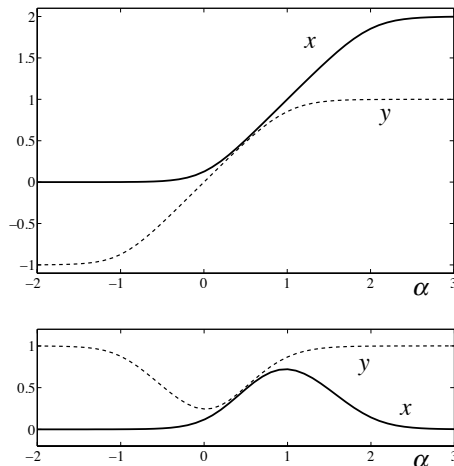


FIG. 3: Exponents x and y vs α of the power laws $G' \sim w^x$ and $G'' \sim w^y$, obtained from the generalised Maxwell relaxation spectrum of Eq. 8 (top) and the generalised Kelvin-Voigt retardation spectrum of Eq. 14 (bottom), with $\tau_{min} = 10^{-3}$, $\tau_{max} = 10^3$ (in arbitrary units), and $N = 10^3$. These exponents were computed numerically, for every α , in the interior range $10^{-1} < w < 10^1$.

the sum:

$$J_{GK}(t) = \sum_{i=1}^N J_i(1 - e^{-t/\tau_i}) \quad (11)$$

Its derivative with respect to time may be approximated by the integral:

$$\dot{J}_{GK} \approx \int_{\tau_1}^{\tau_N} \left(\frac{J_\tau}{\tau} \frac{dJ}{d\tau} \right) e^{-t/\tau} d\tau \quad (12)$$

If we want to establish the weak power law dependence $J_{GK} \sim t^\alpha$, the retardation spectrum must then scale as

$$\phi_{GK}(\tau) = J_\tau \frac{dJ}{d\tau} \sim \tau^{\alpha-1} \quad (13)$$

Again, because we have two independent functions, $J_\tau = 1/G_\tau$ and $dJ/d\tau$, one of them may be chosen arbitrarily.

If we choose the power law behaviour $J_i = J_i^\beta$ the condition given by Eq. 13 implies the following discrete spectrum of retardation times:

$$\tau_i = \tau_1 i^{(1+\beta)/\alpha} \quad (J_i = J_i^\beta) \quad (14)$$

For N sufficiently large, this spectrum will give the weak power law behaviours of Eq. 3, $G^*(w) \approx G(i\tau_1 w)^\alpha / (\Gamma(1+\alpha)\Gamma(1-\alpha))$, provided $0 < \alpha < 1$ and $1/(\tau_1 N^{(1+\beta)/\alpha}) = 1/\tau_{max} < w < 1/\tau_{min} = 1/\tau_1$. For a given set of τ_{max} , τ_{min} , α , we are able to construct the weak power law behaviours of Eq. 3 from a generalised Kelvin-Voigt model with N modes by making $\tau_1 = \tau_{min}$ and $\beta = (\alpha \ln(\tau_{max}/\tau_{min}) / \ln N) - 1$.

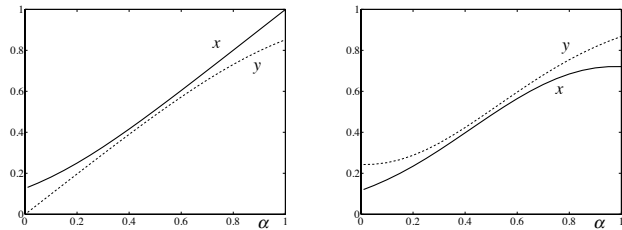


FIG. 4: Exponents x and y vs α of the power laws $G' \sim w^x$ and $G'' \sim w^y$, obtained from the generalised Maxwell relaxation spectrum of Eq. 8 (left) and the generalised Kelvin-Voigt retardation spectrum of Eq. 14 (right). This is a blow up zoom of Fig. 3, for $0 < \alpha < 1$, where the weak power law behaviours of Eq. 3 are approximately satisfied.

The exact elastic and viscous compliances are given through the Laplace transform of Eq. 11:

$$J'_{GK}(w) = \sum_{i=1}^N J_i \frac{1}{1 + (w\tau_i)^2} \quad (15)$$

$$J''_{GK}(w) = \sum_{i=1}^N J_i \frac{w\tau_i}{1 + (w\tau_i)^2} \quad (16)$$

Again, by using these formulas, there are no restrictions for the parameter α . In order to determine the elastic and viscous moduli we may simply use the relation between the complex modulus and compliance $G^*J^* = 1$.

Figure 2 (right) shows the elastic and viscous moduli, $G'_{GK}(w)$ and $G''_{GK}(w)$ for $\alpha = -0.5, 0.25, 0.5, 0.75, 1.5$, $\tau_{min} = 10^{-3}$, $\tau_{max} = 10^3$ (in arbitrary units), and $N = 10^3$. To obtain them, we have used the sums of Eq. 15 and 16, together with the discrete retardation spectrum defined by Eq. 14. For $0 < \alpha < 1$, we recover the weak power law behaviours of Eq. 3. Outside this range, we have for G' and G'' other power laws, which are essentially different from the power laws obtained for the generalised Maxwell model. For $1 < \alpha < 2$, we have $G' \sim w^{1-\alpha}$ and $G'' \sim w^1$. For $-1 < \alpha < 0$, we have $G' \sim w^0$ and $G'' \sim w^{-\alpha}$ (this behaviour was observed in the simulations of a subcellular element model [14]). For $\alpha > 2$ or $\alpha < -1$, only one Kelvin-Voigt mode dominates, corresponding to the maximum and to the minimum relaxation times, respectively. As these power law exponents correspond only to an approximation, we show in Fig. 3 the numerically converged computed values, established in the interior range $10^{-1} < w < 10^1$. It is important to mention that the exponent of G'' is always greater than the exponent of G' , even in the region $0 < \alpha < 1$ (see Fig. 4), where they assume almost identical values. This is a distinctive feature of the generalised Kelvin-Voigt model. This inversion in the values of the slopes is reflected also in the intersection points of G' and G'' (see Fig. 2, right and left). If the intersection takes

place at small values of w , for the generalised Maxwell model (when $\alpha < 0.5$), it occurs at large values of w for the generalised Kelvin-Voigt model (for the same value of α) and vice versa.

The generalised Kelvin-Voigt model, corresponding to an elastic system with well defined equilibrium lengths, seems more suitable to describe a gelled structure. To relate the parameter α with the physical properties of the microscopic system, we firstly assume that the density of elements with size l (per unit length) is given by the power law distribution $di/dl \sim l^{-\xi-1}$. We also assume that the retardation time of an element of size l is $\tau \sim l^\gamma$. So, the density of elements (per unit retardation time) is $di/d\tau \sim \tau^{-\xi/\gamma-1}$. Finally, if we take the general relation $J \sim l^\delta$, the condition of Eq. 13 that establishes the weak power law behaviours of Eq. 3 implies $\alpha = (\delta - \xi)/\gamma$.

The parameter ξ has been related to the fractal dimension of the gel, d_f [4]. This point is however subtle, and must be considered with care. Indeed, a gel with a well defined fractal dimension could be more easily identified with an irregular self-similar 3D network of Kelvin-Voigt elements, both in series and in parallel. The response of the Kelvin-Voigt elements along the direction of the oscillation will necessarily affect and be affected by the other 2 dimensions. In certain conditions, we were able to obtain the relation $\alpha = (\delta + d_f/3)/\gamma$ [18].

The viscosity of each element η_i describes its resistance to the flow. It is reasonable to assume, as in Stokes's law, that η_i is proportional to the viscosity of the solvent and to the size of the element, $\eta_i \sim l_i$. If we take J_i constant (as in the Rouse model, following from the equipartition theorem), $\tau_i \sim l_i$, and we may obtain the interesting result $\alpha = d_f/3$. There are other reasonable scaling laws. We may for instance invoke the idea of springs in series to justify $J_i \sim l_i$. In this case, $\tau_i \sim l_i^2$. Other possibilities could be mentioned.

CONCLUSION

In this article, we have focused on the interesting weak power law behaviours $G'(w) \sim G''(w) \sim w^\alpha$ ($0 < \alpha < 1$) that occur in a large variety of soft materials. By highlighting the relation between these power laws and a relaxation function that scales as $G(t) \sim 1/t^\alpha$ (only when $0 < \alpha < 1$), we have stressed a fundamental reason for their universality. Any combination of N viscoelastic elements, with a particular distribution, or spectrum, of viscoelastic parameters may lead to these weak power law behaviours.

They may appear in diluted, fluid systems, such as the generalised Maxwell model, that encompasses both the Brownian motion of elastic chains in a solvent, modelling unentangled polymers, or the important SGM model, that describes fluid behaviour above the glass transition. As the disorder and the metastability increase, the sys-

tem becomes more solid like (whenever $0 < \alpha < 0.5$). The diluted bacterial cultures we have previously studied seem to be satisfactorily described in this context. Interestingly, in the range of angular frequencies in which we observed, in our cultures, the weak power law behaviours, the exponent of the elastic modulus is always slightly greater than the exponent of the viscous modulus [1].

The weak power law behaviours may also occur in gelled, elastic systems, such as the generalised Kelvin-Voigt model. This model retains the elastic features of its individual elements. There are essential differences between this model and the generalised Maxwell model. In our view, the weak power law behaviours of the cell cytoskeleton should not be related to the SGM model, which is more adequate to describe a fluidic system above the glass transition. Instead, the cytoskeleton could be more easily associated with a fractal gel, characterised by a power law distribution of elastic element lengths and retardation times. Moreover, the experimental observations for the cytoskeleton seem to indicate a viscous modulus exponent slightly greater than the elastic one [3]. The cytoskeleton is a very complex active structure, and exhibits other important rheological properties that are not considered here, such as stress stiffening [15] or a new power law exponent (of 3/4) for higher frequencies [16].

We hope that this extensive investigation of the power-law behaviours arising from the generalised Maxwell and Kelvin-Voigt models, in the framework of the linear theory of viscoelasticity, will shed some light on the microscopic origins of the rheology of soft glassy and soft solid materials.

Acknowledgements

We thank J. Duarte, C. Januário, J. M. Tavares and P. I. C. Teixeira for stimulating discussions. We thank P. I. C. Teixeira for linguistic assistance.

* Electronic address: pedro.patricio@adf.isel.pt

† Electronic address: cleal@adf.isel.pt

- [1] R. Portela, P. Almeida, P. Patricio, T. Cidade, R. Sobral, and C. Leal, *Physical Review E* **87**, 030701 (2013).
- [2] P. Patricio, P. Almeida, R. Portela, R. Sobral, I. Grilo, T. Cidade, and C. Leal, *Physical Review E* **90**, 022720 (2014).
- [3] B. Fabry, G. N. Maksym, J. P. Butler, M. Glogauer, D. Navajas, and J. J. Fredberg, *Physical review letters* **87**, 148102 (2001).
- [4] M. Balland, N. Desprat, D. Icard, S. Féréol, A. Asnacios, J. Browaeys, S. Hénon, and F. Gallet, *Physical Review E* **74**, 021911 (2006).
- [5] P. Sollich, F. Lequeux, P. Hébraud, and M. E. Cates, *Physical review letters* **78**, 2020 (1997).
- [6] P. Sollich, *Physical Review E* **58**, 738 (1998).
- [7] M. Falk and J. Langer, *Physical Review E* **57**, 7192 (1998).
- [8] K. Kroy and J. Glaser, *New Journal of Physics* **9**, 416 (2007).
- [9] P. Kollmannsberger and B. Fabry, *Annual Review of Materials Research* **41**, 75 (2011).
- [10] R. H. Pritchard, Y. Y. S. Huang, and E. M. Terentjev, *Soft matter* **10**, 1864 (2014).
- [11] N. Phan-Thien, *Understanding Viscoelasticity: An Introduction to Rheology* (Springer Science & Business Media, 2012).
- [12] M. Rubinstein and R. Colby, *Polymers Physics* (Oxford, 2003).
- [13] J.-P. Bouchaud, *Journal de Physique I* **2**, 1705 (1992).
- [14] S. A. Sandersius and T. J. Newman, *Physical biology* **5**, 015002 (2008).
- [15] P. Fernández, P. A. Pullarkat, and A. Ott, *Biophysical journal* **90**, 3796 (2006).
- [16] L. Deng, X. Trepát, J. P. Butler, E. Millet, K. G. Morgan, D. A. Weitz, and J. J. Fredberg, *Nature materials* **5**, 636 (2006).
- [17] This system was considered in [4]. Although the authors of this work introduce inspiring arguments, we believe their analysis is not entirely correct.
- [18] We have analysed this point in another work, to be submitted.