

Return Probability of a Random walker in continuum with uniformly distributed jump-length

Ajanta Bhowal Acharyya

*Department of Physics, Lady Brabourne College
P-1/2 Suhrawardy Avenue, Calcutta - 700017, India
E-mail:ajanta.bhowal@gmail.com*

Abstract: We are studying the motion of a random walker in two and three dimensional continuum with uniformly distributed jump-length. *This is different from conventional Levy flight.* In 2D and 3D continuum, a random walker can move in any direction, with equal probability and with any step-length(l) varying randomly between 0 and 1 with equal probability. A random walker, who starts its journey from a particular point (taken as origin), walks through the region, centered around the origin. Here, in this paper, we studied the probability distribution of end-to-end distances and the probability of return for the first time within a circular zone of finite radius, centered about the initial point, of a random walker. We also studied the same when a random walker moves with constant step-length, unity. The probability distribution of the time of first return (within a specified zone) is also studied.

I. Introduction:

The diffusion of a particle through the fluid is an age old but challenging problem[1]. The statistical physicists try to understand this by modelling and computer simulation of random walk [2]. In simple random walk model, every possible new step has the same probability. The random walk on higher dimension is studied exhaustively considering the motion of the random walker takes place on regular lattice. In d-dimension, the mean square displacement, $\langle d^2(t) \rangle$, of a walk after 't' time step varies with time (t) according to the relation $\langle d^2(t) \rangle \sim t$.

The random walk (particularly, self avoiding walk)[3] is used to study the statistical properties of the configurations of flexible macromolecules in a good solvent. The directed self avoiding walk has been studied extensively to analyse the process of polymerisation. In two dimensions, the size of the polymer scales with the number of monomer in a power law fashion[4]. Random walk problem has also been studied thoroughly on Bethe lattice[5]. The biased random walk has also been studied recently [6] in biological system. Boyer and Solis-Salas recently studied and solved exactly the non-markovian random walk which helps to understand the animal and human mobility[7].

It is to be mentioned that in all the cases of random walk, the model was built on a regular lattice. Precisely, the walker moves with unit step-length and along specified finite number of directions. But in reality, a particle generally moves in any direction with any value (distributed and bounded) of step-length. It is quite natural expectation that the random walk in continuum would be able to be more analogous to the reality.

In this particular article, the random walk on two and three dimensional continuum is studied by Monte Carlo simulation. Here we consider both the situation:(i) the length of step is unity and (ii) step-length is taken to be distributed uniformly and bounded between 0 and 1. In case of random walk on 2D/3D continuum, the probability of return to a circular/spherical zone, centered about the walkers' initial point, is calculated for different values of the radius of the zone. The probability distribution of the time of first return (within a specified zone) is also studied.

The manuscript is organised as follows: in the next section (Section-II) the simulation scheme and the numerical results are reported, the paper ends with concluding remarks in the section-III.

II. Simulation and Results

For simple random walk in 2D regular lattice, the random walker can move in any one of the four (up, down, right, left) direction with equal probability. Whereas in case of random walk in continuum, the random walker can move in any direction, with equal probability and with step-length (l). Suppose $x(t)$, $y(t)$ is the position of the random walker at time t , then in the next time step, the position of the random walker will be as follows:

$$\begin{aligned}x(t+1) &= x(t) + l \cos(\theta) & \text{and} \\y(t+1) &= y(t) + l \sin(\theta)\end{aligned}$$

where l is the step-length and θ is a variable which determines the direction of the walk. Here, θ can have any value between 0 and 2π with equal probability. We studied here both the cases, one with constant step-length ($l = 1$) and the other with random step-length l , which can vary between 0 and 1 with equal probability. It is to be mentioned here that the step-length equals to zero means that the random walker does not move. Thus, in this model, we consider the situation that the random walker has a choice not to move. This generalisation of the problem of random walk makes it an interesting problem of statistical computational physics.

As we know that the random walk in continuum is nothing but the solution of diffusion equation. Still for the verification, we have calculated, how does the mean square displacement, $\langle d^2(t) \rangle$, of a walk vary with time in case of 2D and 3D continuum.

We calculate the mean square displacement of a random walk, in 2D continuum, by averaging the square of the displacement over N_s such random walker. Fig.1 plots the variation of $\langle d^2(t) \rangle$, mean square distance of the final position ($N_s = 1000$) with time for both type of step-length of the random walk. The linear nature of the graph verifies the diffusive behaviour, $\langle d^2(t) \rangle \sim t$. From Fig.1, it is observed that the increase of the displacement with time is more in case of uniform step-length compared to the case of randomly varying step-length, which is quite obvious. It is also obvious that the displacement of different random walkers after a particular time, t , are different. Now let us see how these displacements are distributed. Fig.2a gives the normalised distribution of the displacement, $d(t)$, of random walk in continuum having step-length unity ($l = 1$), after a finite time, $t = 100000$ and $t = 225000$. The distribution is calculated for N_s random walkers and here $N_s = t$. Fig.2b gives the normalised distribution of the displacement, $d(t)$, for randomly varying step-length (l), after a finite time $t = 100000$ and $t = 225000$. Here also the distribution is calculated for N_s random walkers

($N_s = t$). In Fig.3 we have plotted the rescaled distribution of displacement, distributions of $\frac{d(t)}{\sqrt{t}}$ for the above mentioned values of time $t = 100000$ and 225000 for unit step-length and randomly varying step-length on the same graph. Fig.3 shows that the mode of the distribution as well as the width of the distribution of displacement in case of randomly varying step-length is less compared to the case of random walk with uniform step-length.

It is well known that a simple random walker on 2D regular lattice must return to the initial point after a finite time, though this time of returning is different for different random walkers. In 3D regular lattice only a fraction of random walkers will return to the initial point after a finite time. Here, we are interested to calculate the probability of return for the first time in case of random walk in continuum. Since in case of random walk in continuum, there are infinitely many paths, it is really impossible to check whether a random walker come back exactly at the initial point. Thus, in this model of continuum random walk, we have calculated the probability of return within a circular zone, centered around the initial point instead of exactly at the initial point in case of random walk on regular lattice. At this point it is also to be mentioned that for the calculation of returning probability in the case of randomly varying step-length, we assume that each of the random walkers move their first step with step-length, $l = r_z + \zeta$, where ζ is a random number uniformly distributed between 0 and 1. This confirms that after the first step, all the random walkers are outside the initial central zone. Thus the probability of return, P_r , is the fraction of random walkers who will enter to this circular zone of radius r_z , centered around the initial point.

In this paper, we have also studied the various kinds of behaviour of probability of return for the first time for random walk in 2D continuum having unit step-length. Here, we have studied how does the probability of return for the first time to the initial zone vary with time for a particular radius of the circle for both type of step-length. Fig.4 shows the variation of return probability with time for a particular value of of the radius of the circle ($r_z = .5$) for both type of variation of step-length. It is quite obvious that the return probability, P_r , increases as the radius of the central zone increases. For the calculation of the probability of return we consider all those random walkers who entered the central zone after first step. Among these first returned walkers, there are walkers, who entered the central zone just immediately after the first step, i.e, at the time, $t = 2$. We first calculated the distribution of the first returned time. We also calculated the fraction of walkers', who immediately returned to the central zone. It is observed

that for 2D regular lattice, this value is .24 , for random walk in continuum with unit step-length, the value is .16 and that for random step-length .094. This shows that as the no of path increases, the fraction of immediate return decreases.

In Fig.5, we plotted the variation of probability of return for the first time, P_R , with the radius of the central zone (r_z) for a particular time. Here the return probability is calculated for time, $t = 10000$ and $N_s = 100000$. We also calculated the probability distribution of first return time (τ_R) in 2D continuum. Here, we also calculated the probability of first return to the initial point in 2D regular lattice. Fig.6 gives the plot (in logscale) of the distribution of first return time (τ_R) to the central zone of radius $r_z = 0.5$. The linearity of the plot in logscale reveals the scale invariant nature of the probability distribution of first return time, i.e., $P(\tau_R) \sim \tau_R^{-\alpha}$ with $\alpha = 1.2$.

We have also studied the random walk in 3D continuum for both type of step-length as in the case 2D continuum. In case of random walk in 3D continuum, the random walker can move in any direction, with equal probability and with step-length (l). Suppose $x(t)$, $y(t)$, $z(t)$ is the position of the random walker at time t , then the position of the random walker at next time will be updated as follows:

$$\begin{aligned} x(t+1) &= x(t) + l \sin(\theta) \cos(\phi) \\ y(t+1) &= y(t) + l \sin(\theta) \sin(\phi) \\ z(t+1) &= z(t) + l \cos(\theta) \quad \text{and} \end{aligned}$$

where l is the step-length and θ , ϕ are variables which determines the direction of the walk. Here, θ can have any value between 0 and π and ϕ can have any value between 0 and 2π with equal probability. We studied here both the case, one with constant step-length ($l = 1$) and the other with random step-length l , which can vary between 0 and 1 with equal probability.

Here, in the case of random walk in 3D continuum, also we have also calculated the probability distribution of end-to- end distances or displacements after time $t = 100000$. It is calculated for N_s random walkers, ($N_s = t$). In Fig.7 we have plotted the distribution of the rescaled displacement, i.e. distribution of $\frac{d(t)}{\sqrt{t}}$ upto $t = 100000$ for both type of step-length in case of random walk on 3D continuum as well as for 3D regular lattice in the same graph. Like, the case of 2D random walk, it also shows that the mode of the distribution as well as the width of the distribution of displacement becomes less as the step-length changes from uniform to a randomly varying one. It

is also interesting, that the introduction of various possible directions of random walk in the continuum does not change the distribution, whereas the randomness in the step-length changes it remarkably.

In this article, we calculate the probability of return for the first time to the central zone. To calculate this we consider a spherical zone of radius r_z , centered around the initial point of the random walker instead of a circular zone in case of 2D continuum. In Fig.8, we plotted the variation of probability of return for the first time, P_R , with the radius of the central zone (r_z) for a particular time. Here the probability of return for the first time is calculated for time, $t = 10000$ and $N_s = 100000$.

In Fig.9 we plotted (in logscale), the distribution of first return time (τ_R) to the central zone of radius $r_z = 0.5$. The linearity of the plot in logscale reveals the scale invariant nature of the probability distribution of first return time, i.e., $P(\tau_R) \sim \tau_R^{-\alpha}$ with $\alpha = 1.32$.

III. Concluding Remarks

In this paper, the random walk on two and three dimensional continuum is studied by Monte Carlo simulation. Here the length of jump is considered to be random and distributed uniformly and bounded between 0 and 1. Thus the distance between two successive positions of a random walker varies between 0 and 1. The following observations are made: The mean square displacement is studied as a function of time. As expected, this shows the diffusive behaviour like the simple random walk on lattice. The rescaled distribution of the displacement (of the final position) is also studied. This shows a nonmonotonic variation having a most probable value of the displacement. As step-length of the random walker becomes unity instead of randomly varying between 0 and 1, the position of the most probable value increases and the width of the distribution also increases. The probability of return for the first time to a zone of a circle centered about the starting point is calculated for different values of the radius of the zone. For a particular value of radius of the central zone, the return probability initially increases with time and then after a long time it becomes almost constant. Here, it is also observed that as the radius of the zone increases the probability of return for the first time increases. In case of random walk on planar continuum the probability of return approaches unity. Whereas the value of return probability in 3D continuum approaches a value, which differs from 3D regular lattice (.34). The probability distribution of the time of first return (τ_R) of a walker shows scale invariance nature.

There are several important and relevant aspects can be studied. For example, to study the fractal dimension (if any), first passage time etc.

References

1. D. P. Landau and K. Binder, in *A guide to Monte Carlo simulations in Statistical Physics*, Cambridge University Press, (2005) pp 61
2. A. Einstein, Ann Phys (Leipzig)17, 549, (1990), S. Havlin and Ben-Avraham, Adv Phys 36, 695 (1987), J. P. Bouchaud and A. Georges, Phys Rep, 195, 127 (1990).
3. K. Binder, Avd. Polymer Sc. **112** (1994) 181
4. K. Ohno and K. Binder, J. Stat. Phys. **64** (1991) 781
5. A. Giacometti, J. Phys: Math. Gen. **28** (1995) L13
6. L. Scarpalezos, A. Kittas, P. Argyrakis, R. Cohen and S. Havlin, Phys. Rev. E. **88** (2013) 012817
7. Denis Boyer and Citlali Solis-Salas, Phys. Rev. Lett. **112** (2014) 240601.

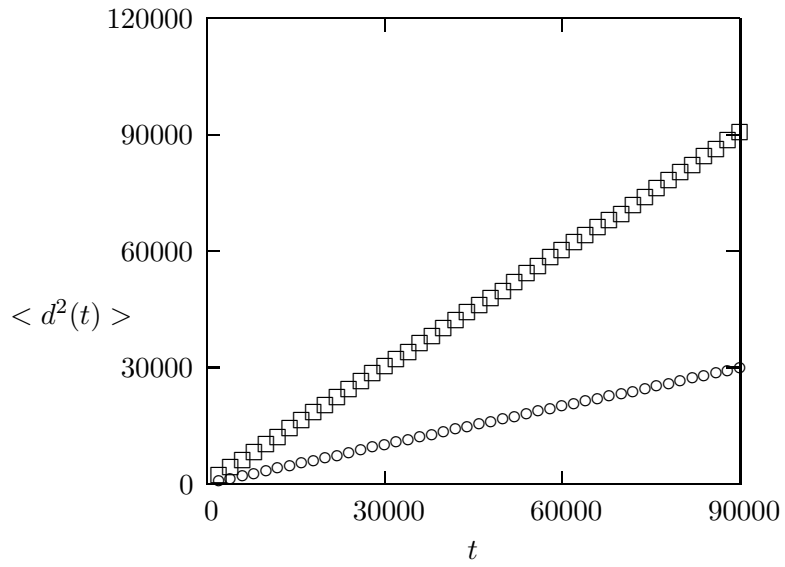


Fig-1. The mean square displacement $\langle d^2(t) \rangle$ plotted against time (t) for random walk in 2D continuum. (\square) represents the uniform step-length and (\circ) represents the random step-length.

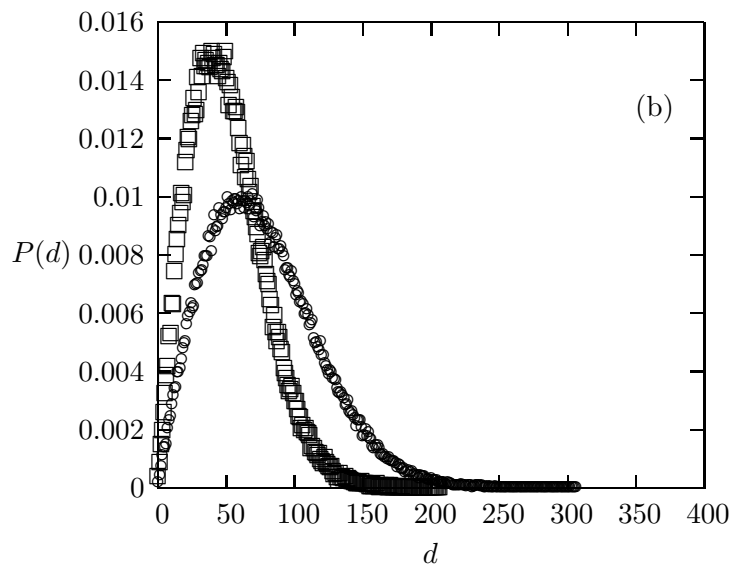
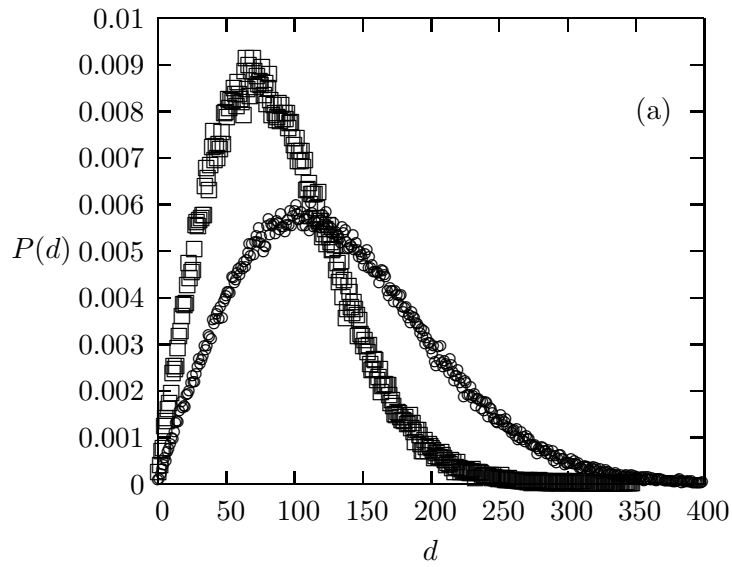


Fig-2. The distribution of displacement in 2D continuum. (a) for uniform length-step (\square) $t=100000$, (\circ) $t=225000$ and (b) for random length-step (\square) $t=100000$, (\circ) $t=225000$.

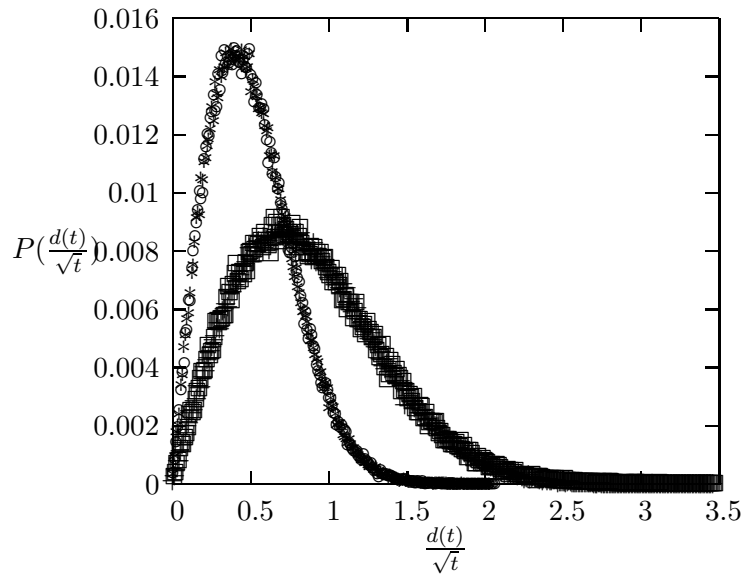


Fig-3. The probability distribution of rescaled displacement in 2D continuum. For uniform length-step (\square) $t=100000$, ($+$) $t=225000$ and for random length-step (\circ) $t=100000$, ($*$) $t=225000$.

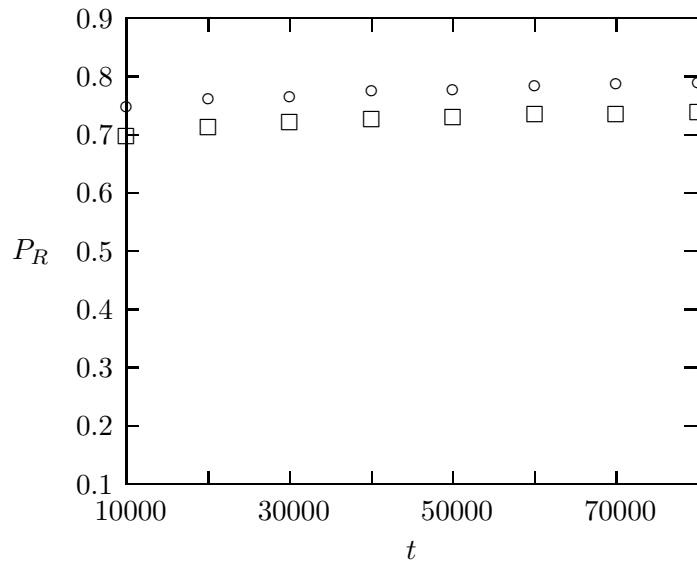


Fig-4. The time variation of probability of return for the first time to the central zone of radius $r_z = .5$ in 2D continuum. For uniform length-step (□) and for random length-step (○).

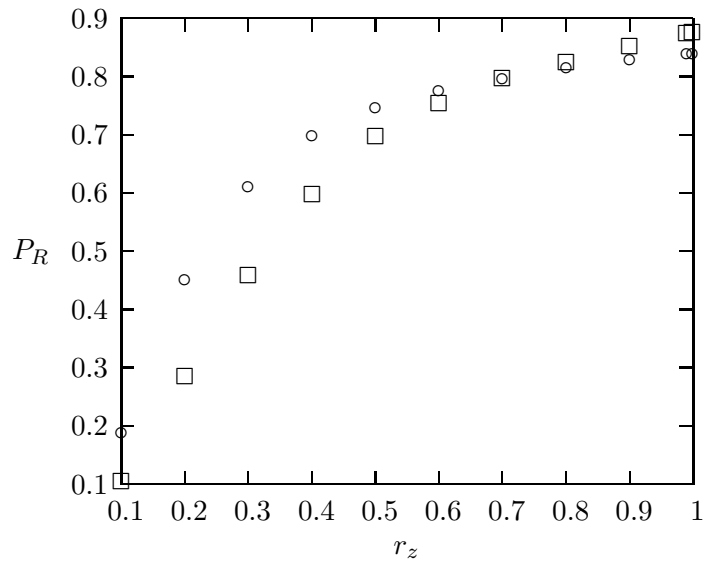


Fig-5. The variation of probability of return for the first time to the central zone with radius of the zone, $r_z = .5$ in 2D continuum for time, $t = 10000$. For uniform length-step (\square) and for random length-step (\circ).

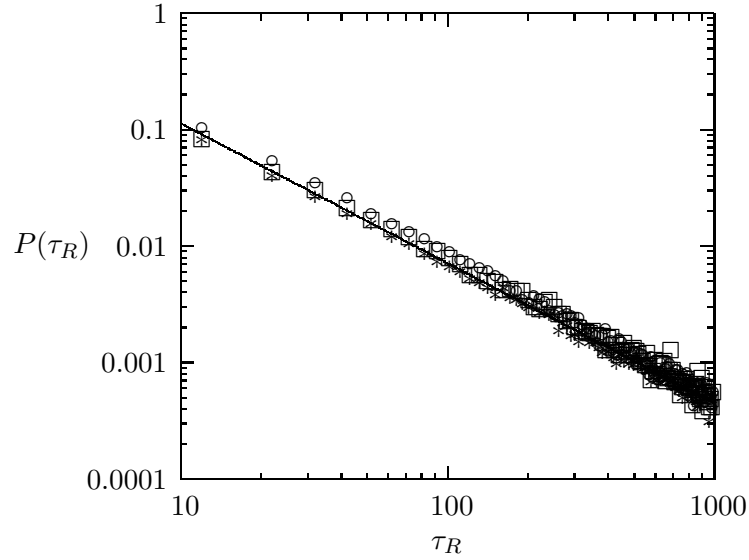


Fig-6. Log-log plot of the probability distribution of first return time to the central zone for a particular radius of the zone, $r_z = .5$ in 2D continuum and for regular lattice for time, $t = 10000$ and $N_s = 100000$. For uniform length-step (\square), random length-step (\circ) and for regular 2D lattice ($*$). The solid line is $1.8 \times x^{-1.2}$

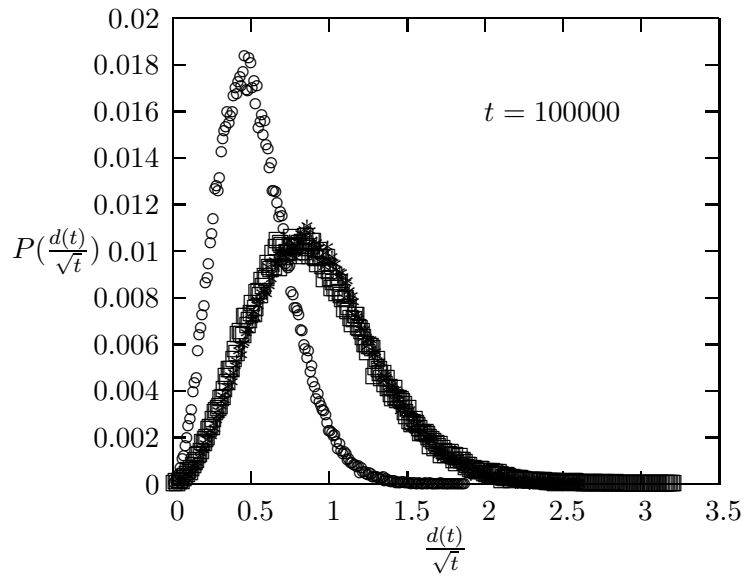


Fig-7. The probability distribution of rescaled displacement in 3D continuum and in regular lattice after time, $t = 100000$. For 3D continuum with uniform length-step (\square), with random length-step (\circ), and for 3D regular lattice ($*$).

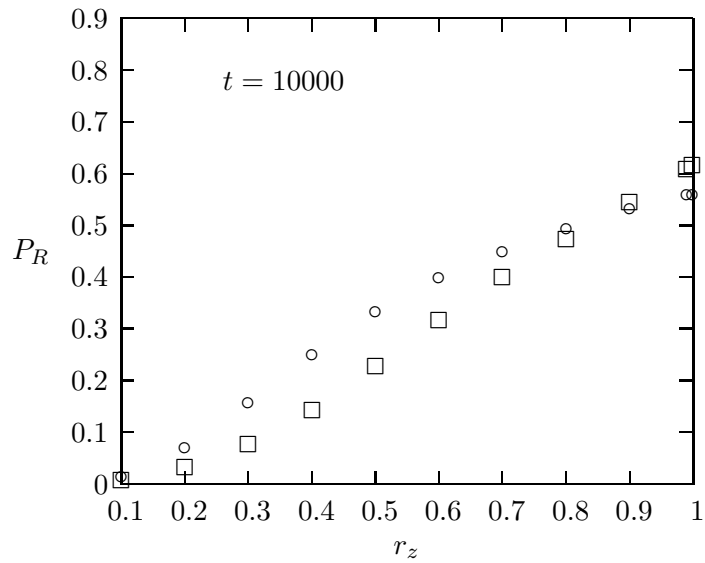


Fig-8. The variation of probability of return for the first time to the central zone with radius of the zone, $r_z = .5$ in 3D continuum for time, $t = 10000$. For uniform length-step (\square) and for random length-step (\circ).

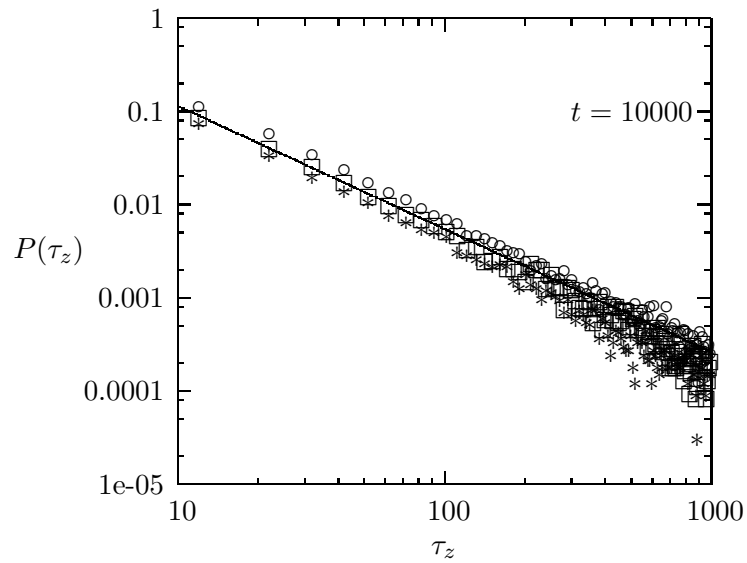


Fig-9. Log-log plot of the probability distribution of first return time to the central zone for a particular radius of the zone, $r_z = .5$ in 3D continuum and for regular lattice for time, $t = 10000$ and $N_s = 100000$. For uniform length-step (\square), random length-step (\circ) and for regular 3D lattice ($*$). The solid line is $2.4 \times x^{-1.32}$