

OPTICAL FLASHES FROM INTERNAL PAIRS FORMED IN GAMMA-RAY BURST AFTERGLOWS

A. PANAITESCU

Space & Remote Sensing, MS B244, Los Alamos National Laboratory, Los Alamos, NM 87545, USA

ABSTRACT

We develop a numerical formalism for calculating the distribution with energy of the (internal) pairs formed in a relativistic source from unscattered MeV–TeV photons. For GRB afterglows, this formalism is more suitable if the relativistic reverse-shock that energizes the ejecta is the source of the GeV photons. The number of pairs formed is set by the source GeV output (calculated from the Fermi-LAT fluence), the unknown source Lorentz factor, and the unmeasured peak energy of the LAT spectral component. We show synchrotron and inverse-Compton light-curves expected from pairs formed in the shocked medium and identify some criteria for testing a pair origin of GRB optical counterparts. Pairs formed in bright LAT afterglows with a Lorentz factor in the few hundreds may produce bright optical counterparts ($R < 10$) lasting for up to one hundred seconds. The number of internal pairs formed from unscattered seed photons decreases very strongly with the source Lorentz factor, thus bright GRB optical counterparts cannot arise from internal pairs if the afterglow Lorentz factor is above several hundreds.

Subject headings: methods: numerical – radiation mechanisms: non-thermal – relativistic processes – shock waves – (stars:) gamma-ray burst: general – (stars:) gamma-ray burst: individual (GRB 130427A)

1. INTRODUCTION

The LAT instrument onboard the Fermi satellite has detected a high-energy emission at 100 MeV–100 GeV, extending well after the GBM prompt phase, for dozens of GRB afterglows (first Fermi catalog – Ackermann et al 2013). The properties of the LAT afterglow emission are: fluence above 100 MeV $\Phi = 10^{-5\pm 1}$ erg cm $^{-2}$, light-curve peak at 10–20 s after trigger, post-peak flux decay $\nu F_\nu \propto t^{-1.3\pm 0.3}$ monitored up to 1 ks (sometimes longer), photon spectrum $C_\nu \propto \nu^{-2.1\pm 0.2}$.

The isotropic energetic output of the brightest LAT afterglows, $E_\gamma = 10^{53\pm 1}$ erg, is 10–100 percent of the GRB output at $\lesssim 1$ MeV, the corresponding number of afterglow photons above $\varepsilon_\gamma \sim 100$ MeV being $N_\gamma = E_\gamma/\varepsilon_\gamma \simeq 10^{57\pm 1}$. The fraction f_\pm of these photons that form pairs depends strongly on the Lorentz factor Γ of the medium that produced the LAT afterglow emission, because Γ determines the lab-frame collimation of photons and the threshold energy for pair-formation, and on the source radius R , which sets the optical-thickness to photon-photon absorption. Taking into account that $R \simeq \Gamma^2 ct$, with t the observer time, it follows that f_\pm has a very strong dependence on Γ .

From the escape of the higher-energy LAT photons (~ 10 GeV), Abdo et al (2009) have set lower limits $\Gamma_o \gtrsim 200 - 1000$ for the Lorentz factor of several LAT sources during the prompt emission phase (burst). Consistent with that, Panaitescu et al (2014) found that, for $\Gamma \gtrsim 200$, photon-photon attenuation does not yield a spectral signature but, for $\Gamma \lesssim 200$, the attenuation of photons above 1 GeV should be detectable. Additionally, as shown in this article, for $\Gamma \lesssim 500$, the number of pairs $N_\pm = f_\pm N_\gamma$ is higher than the number of electrons energized by the forward shock and, for $\Gamma \lesssim 250$, is larger than the number of ejecta electrons energized by the reverse shock. Therefore, the formation of pairs from LAT photons is

of importance at least for those GRBs/afterglows whose LAT spectrum displays a spectral softening at GeV energies.

Assuming a single power-law for the LAT spectral component, Panaitescu & Vestrand (2014) have calculated *analytically* the emission from the pairs formed only from photons to which the GeV front is optically-thick, leading to the conclusion that pairs can account for the brightest optical counterparts (flashes) observed during the prompt phase. A larger number of pairs, but of lower energy, are formed by the photons for which the LAT emission is optically-thin (to pair-formation). In this work, we calculate *numerically* the distribution with energy of all pairs formed from high-energy photons (assuming a broken power-law spectrum), integrate it over the deceleration of the blast-wave that produces the LAT afterglow, and track numerically the pair radiative cooling, to obtain accurate light-curves for the optical flashes produced by pairs formed in GRBs and afterglows.

The effects arising from scattering of the high-energy photons on (cold) electrons existing in the source or on the already-formed pairs are ignored. Such scattering increases the source-frame photon escape path, which increases the probability that any photon forms a pair and the total number of pairs formed. As we shall see, for sources that are optically-thin to photon scattering, scattering on the already-formed pairs occurs with a smaller probability than pair-formation thus, to a good approximation, the effect of photon scattering on the pair-formation rate can be ignored. The same is true for scattering on the ejecta electrons, if the Lorentz factor of the GeV source is in the few hundreds. However, if that Lorentz factor is or exceeds several hundreds, scattering on ejecta electrons should occur with a higher probability than pair-formation. In this case, the number of pairs formed from unscattered seed photons, calculated below, underestimates the true number of pairs.

We also ignore the formation of (external) pairs ahead of

the afterglow blast-wave, which loads with leptons the ambient medium and accelerates it (Beloborodov 2002), changing the afterglow dynamics (Kumar & Panaitescu 2004). Consequently, the formalism presented here for the emission from pairs is more pertaining to a GeV source that is located well behind the forward-shock, so that most pairs form in the shocked fluid and not ahead of the blast-wave. That condition points to a relativistic reverse-shock as the origin of the LAT afterglow emission (as could be the case for GRB 130427A - Panaitescu et al 2013).

2. PAIR-FORMATION IN A RELATIVISTIC SOURCE

2.1. High-energy spectral component

The number of pairs formed at any observer-frame time t over a dynamical timescale is derived from the observable 0.1–10 GeV fluence Φ , the spectrum of the high-energy afterglow emission (with the 0.1–10 GeV spectral slope being the only observational constraint), the source redshift z , and the unknown Lorentz factor Γ of the high-energy source. At the redshift of the afterglow source, the afterglow photon spectrum is assumed to be a broken power-law:

$$\frac{dN_\gamma}{d\epsilon} = \frac{dN_\gamma}{d\epsilon} \Big|_{\epsilon_b} \begin{cases} (\epsilon/\epsilon_b)^{-\alpha} & \epsilon < \epsilon_b \\ (\epsilon/\epsilon_b)^{-\beta} & \epsilon_b < \epsilon \end{cases} \quad (1)$$

where ϵ_b is the spectral-break energy at redshift z (i.e. the peak of the luminosity νL_ν spectrum), α and β being the low and high-energy spectral slopes. For synchrotron and inverse-Compton emissions, α has four possible values: 2/3 for optically-thin synchrotron (sy) or inverse-Compton (ic) emission from un-cooled electrons, 3/2 for optically-thin sy/ic from cooled electrons (i.e. with a radiative cooling timescale shorter than the age of the source), -1 for self-absorbed synchrotron emission (but is unlikely that the source magnetic field is sufficiently high for self-absorption to be important at MeV), and 0 for the inverse-Compton scattering of self-absorbed synchrotron emission. Then, the spectral slope around 2 measured by LAT above 100 MeV indicates that $\epsilon_b < 100$ MeV (in the observer frame), $\beta \simeq 2$, and that the low-energy spectrum is not observed, being dimmer at 10 keV–10 MeV than the GRB spectrum.

The normalization factor of equation (1) is simply set by the measured fluence Φ

$$\begin{aligned} \Phi(0.1 - 10\text{GeV}) &= \frac{(z+1)^3}{4\pi d_l^2} \int_{0.1\text{GeV}}^{10\text{GeV}} d\epsilon \epsilon \frac{dN_\gamma}{d\epsilon} \Big|_{(z+1)\epsilon} \\ &= \frac{(z+1)^3}{4\pi d_l^2} f(\beta) \epsilon_b^2 \frac{dN_\gamma}{d\epsilon} \Big|_{\epsilon_b} \end{aligned} \quad (2)$$

where $d_l \simeq 5.10^{52}(z+1)^2$ cm is the luminosity distance and

$$f(\beta) = \frac{1}{\beta-2} \left[\left(\frac{\epsilon_b}{0.1\text{GeV}} \right)^{\beta-2} - \left(\frac{\epsilon_b}{10\text{GeV}} \right)^{\beta-2} \right] \quad (3)$$

2.2. Peak/break energy of the LAT component

A lower limit on the observer-frame break-energy ϵ_b can be set by requiring that the 0.1–10 keV afterglow emission

measured during the X-ray light-curve plateau (at 0.3–10 ks) by Swift/XRT, of about $\mathcal{F}_{xrt} \simeq 10^{-10}$ erg cm $^{-2}$ s $^{-1}$ (O'Brien et al 2006), is not dimmer than the extrapolation \mathcal{F}_{lat} of the GeV afterglow spectrum, for an afterglow of GeV fluence $\Phi = 10^{-5}$ erg cm $^{-2}$ at $t = 10$ s, decreasing as $\Phi \propto t^{-0.3}$, and with a high-energy slope $\beta = 1.1$:

$$\mathcal{F}_{xrt} > \mathcal{F}_{lat} = 3.10^{-8} \left(\frac{t}{1\text{ks}} \right)^{-1.3} \left(\frac{\epsilon_b}{1\text{keV}} \right)^{\alpha-1.1} \text{erg cm}^{-2}\text{s}^{-1} \quad (4)$$

For $\alpha = 2/3$, the high-energy spectral component does not overshine the X-ray plateau flux if $\epsilon_b(1\text{ks}) \gtrsim 50$ keV. For $\alpha = 3/2$, the high-energy spectral component is dimmer than the X-ray plateau if $\epsilon_b(1\text{ks}) \gtrsim 10$ MeV, but could be the X-ray plateau if $\epsilon_b \simeq 1(t/1\text{ks})^{-1.7 \pm 0.7}$ MeV. This evolution is consistent with the $t^{-3/2}$ expected for the peak energy of the forward-shock synchrotron spectrum, but implies that $\epsilon_b(10\text{s}) \gtrsim 1$ GeV during the burst, which is inconsistent with LAT observations, that do not show a high-energy component peaking in the LAT window.

However, X-ray plateau measurements are often lacking during the early GeV afterglows monitored by LAT, thus the above low limits on ϵ_b cannot be derived for individual afterglows.

The sub-MeV burst light-curve may also set a constraint on the unknown ϵ_b in the following way. For $\epsilon_b \simeq 10$ MeV and $\alpha = 2/3$, the LAT spectral component yields a 100 keV flux $\mathcal{F}_{lat} = (\Phi/t_{grb})(0.1\text{MeV}/\epsilon_b)^{2-\alpha} = 2.10^{-9}\Phi_{-5}t_{grb,1}^{-1}\epsilon_{b,7}^{-4/3}$ erg cm $^{-2}$ s $^{-1}$ during a $t_{grb} = 10$ s burst (using the notation $X_n = X(\text{cgs})/10^n$ and measuring photon energies in eV). This emission is sufficiently below the typical flux of a bright burst, $\mathcal{F}_{grb} = 10^{-5}$ erg cm $^{-2}$ s $^{-1}$, that it does not overshine a fast-decaying $F_{grb} \propto t^{-(2 \div 4)}$ tail (O'Brien et al 2006). In contrast, an energy-break ϵ_b that falls below 100 keV will produce a burst emission $\mathcal{F}_{lat} = (\Phi/t_{grb})(0.1\text{MeV}/\epsilon_b)^{2-\beta} = 10^{-6}\Phi_{-5}t_{grb,1}^{-1}$ erg cm $^{-2}$ s $^{-1}$ (independent of ϵ_b , for a high-energy LAT spectral slope $\beta \simeq 2$) that rivals that of the prompt emission.

Thus, a bright LAT afterglow following a slowly-fading GRB may have a break-energy $\epsilon_b < 100$ keV, but one following a burst with a steep decay *must* satisfy $\epsilon_b \gg 1$ MeV during the burst tail.

2.3. Optical thickness to photon-photon absorption

For an isotropic distribution of photons in the frame of the shocked fluid, which moves at Lorentz factor Γ in the lab-frame (at redshift z), the optical thickness to a photon of energy ϵ'_o is

$$\tau_{\gamma\gamma}(\epsilon'_o) = \frac{\sigma_e}{4\pi R^2} \int_0^\pi d\theta' \frac{\sin \theta'}{2} \int_{\epsilon'_{th}}^\infty dN_\gamma(\epsilon') f_{\gamma\gamma}(\epsilon'_o \epsilon', \theta') \quad (5)$$

where primed quantities are in the shock-frame, σ_e is the Thomson cross-section for electron scattering,

$$R(t) \simeq (z+1)^{-1} ct \Gamma^2 \quad (6)$$

is the source (shock) radius at observer-time t (corresponding to the arrival-time of photons emitted by the visible edge of the source; equality in equation above holds for an undecelerated source; a factor 4/3 applies to the right-hand side for a blast-wave decelerated by a wind-like medium), θ' is the angle of

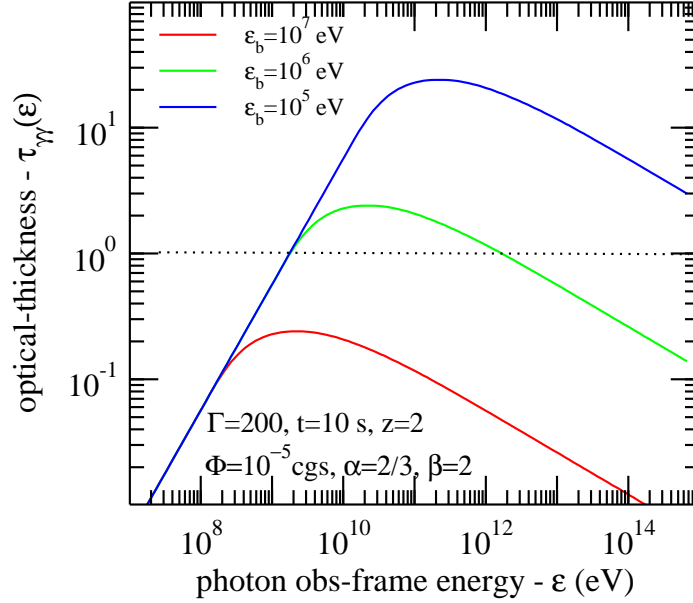


FIG. 1.— Optical-thickness to pair-formation as function of observer-frame photon energy for a source of high-energy photons with the indicated parameters (fluence in cgs units) and for three values of the break energy ϵ_b .

incidence between the test-photon of energy ϵ'_o and a target-photon ϵ' , $dP/d\theta' = (1/2) \sin \theta'$ is the probability of two photons interacting at an angle θ'

$$\epsilon'_{th}(\epsilon'_o, \theta') = \frac{2(m_e c^2)^2}{(1 - \cos \theta') \epsilon'_o} \quad (7)$$

is the threshold-energy for pair-formation, and

$$f_{\gamma\gamma}(\epsilon'_o \epsilon', \theta') = \frac{3}{8x^2} \left[(2 + 2x^{-2} - x^{-4}) \ln(x + \sqrt{x^2 - 1}) - (1 + x^{-2}) \sqrt{1 - x^{-2}} \right] = \frac{\sigma_{\gamma\gamma}}{\sigma_e} \quad (8)$$

is the cross-section for photon-photon absorption, with

$$x = \sqrt{\frac{1}{2} \frac{\epsilon'_o \epsilon'}{m_e^2 c^4} (1 - \cos \theta')} = \sqrt{\frac{\epsilon'}{\epsilon'_{th}(\epsilon'_o, \theta')}} \geq 1 \text{ for } \epsilon' \geq \epsilon'_{th} \quad (9)$$

The integral in equation (5) is calculated numerically; Figure 1 shows $\tau_{\gamma\gamma}(\epsilon)$ for a photon of observer-frame energy

$$\epsilon = \frac{\epsilon'}{z+1} = \frac{\Gamma \epsilon'}{z+1} \quad (10)$$

corresponding to the typical relativistic boost (Γ) of a photon of shock-frame energy ϵ' . To extract the dependence of $\tau_{\gamma\gamma}(\epsilon)$ on the source parameters Γ , Φ , z and observer time t , an approximation to equation (5) is needed. Extending the approximation $f_{\gamma\gamma}(x) = (3/4) \ln(2x)/x^2$, accurate for $x \gg 1$, to all $x \geq 1$, allows the second integral in equation (5) to be calculated analytically, but the resulting integral over the incidence angle θ' is not so nice. The dependence of $\tau_{\gamma\gamma}$ on source parameters can be obtained by setting $f_{\gamma\gamma}(x) = \text{const}$ and by approximating

$$\int_{\epsilon'_{th}}^{\infty} dN_{\gamma}(\epsilon') \simeq \left. \frac{dN_{\gamma}}{d\epsilon} \right|_{\epsilon'_{th}} \epsilon'_{th} \quad (11)$$

which leads to an integral over θ' that can be calculated easily. Dropping the integral over θ' and assuming that most pairs form at threshold are further simplifications that lead to the correct dependence of $\tau_{\gamma\gamma}$ on source parameters:

$$\tau_{\gamma\gamma}(\epsilon) \simeq \frac{\sigma_e}{4\pi R^2} \left. \frac{dN_{\gamma}}{d\epsilon} \right|_{\epsilon_{th}(\epsilon)} \epsilon_{th}(\epsilon) \quad (12)$$

where

$$\epsilon_{th}(\epsilon) = 4\Gamma^2 \frac{(m_e c^2)^2}{\epsilon} \quad (13)$$

is the lab-frame threshold-energy for a lab-frame incidence angle $\theta = \Gamma^{-1} \ll 1$ (the source motion at Γ collimates photons within an angle Γ^{-1} around the direction of motion). Using equations (1), (2), and (2), one arrives at

$$\tau_{\gamma\gamma}(\epsilon) \propto \frac{\Phi}{t^2} \begin{cases} \left(\frac{z+1}{\Gamma}\right)^{2\beta+2} \epsilon_b^{\beta-2} \epsilon^{\beta-1} & \epsilon_b < \epsilon_{th}(\epsilon) \\ \left(\frac{z+1}{\Gamma}\right)^{2\alpha+2} \epsilon_b^{-(2-\alpha)} \epsilon^{-(1-\alpha)} & \epsilon_{th}(\epsilon) < \epsilon_b \end{cases} \quad (14)$$

having switched to observer-frame photon energies (equation 10). Using equation (7), the conditions above become

$$\begin{cases} \epsilon_b < \epsilon_{th}(\epsilon) & \rightarrow & \epsilon < \tilde{\epsilon} \\ \epsilon_{th}(\epsilon) < \epsilon_b & \rightarrow & \tilde{\epsilon} < \epsilon \end{cases}$$

with $\tilde{\epsilon} \equiv [4\Gamma^2 (m_e c^2)^2] / [(z+1)^2 \epsilon_b] = 4.6 \mathcal{Z}^{-2} \Gamma_{2,3}^2 \epsilon_{b,6}^{-1}$ GeV, where $\mathcal{Z} \equiv (z+1)/3$.

Equation (14) shows the obvious fact that $\tau_{\gamma\gamma}$ is proportional to the photon column density ($N_{\gamma}/R^2 \propto \Phi/t^2$), and that it has a strong dependence on the source Lorentz factor. Given that $\alpha \geq 0$ and $\beta \gtrsim 2$, equation (14) also shows that $\tau_{\gamma\gamma}(\epsilon)$ increases with photon energy for $\epsilon < \tilde{\epsilon}$ and decreases with it for $\tilde{\epsilon} < \epsilon$, with the maximal optical thickness reached at $\tilde{\epsilon}$.

The coefficients missing in equation (14) depend on the photon spectrum slopes α and β . Figure 1 shows optical thickness

for the representative values $\alpha = 2/3$ and $\beta = 2$, obtained numerically by integrating equation (5). In the asymptotic power-law regimes, the numerical approximation is

$$\tau_{\gamma\gamma}(\varepsilon) = \begin{cases} 0.57 \frac{\mathcal{Z}^6 \Phi_{-5}}{\Gamma_{2.3}^6 t_1^2} \varepsilon_9 & \varepsilon < \tilde{\varepsilon} \\ 2.6 \frac{\mathcal{Z}^{10/3} \Phi_{-5}}{\Gamma_{2.3}^{10/3} t_1^2 \varepsilon_6^{4/3}} \varepsilon_{11}^{-1/3} & \tilde{\varepsilon} < \varepsilon \end{cases} \quad (15)$$

The two branches above intersect at

$$\tilde{\varepsilon} \equiv 10 \mathcal{Z}^{-2} \frac{\Gamma_{2.3}^2}{\varepsilon_{b,6}} \text{ GeV} \quad (16)$$

where the optical thickness is maximal:

$$\tau_{\gamma\gamma}(\tilde{\varepsilon}) = 5.7 \frac{\mathcal{Z}^4 \Phi_{-5}}{\Gamma_{2.3}^4 t_1^2 \varepsilon_{b,6}} \quad (17)$$

Equation (15) can now be written as

$$\tau_{\gamma\gamma}(\varepsilon) = \tau_{\gamma\gamma}(\tilde{\varepsilon}) \begin{cases} \varepsilon/\tilde{\varepsilon} & \varepsilon < \tilde{\varepsilon} \\ (\varepsilon/\tilde{\varepsilon})^{-1/3} & \tilde{\varepsilon} < \varepsilon \end{cases} \quad (18)$$

From here, it follows that

$$\tau_{\gamma\gamma}(\varepsilon) < 1 \quad \text{if} \quad \varepsilon_b > \tilde{\varepsilon}_b \equiv 5.7 \frac{\mathcal{Z}^4 \Phi_{-5}}{\Gamma_{2.3}^4 t_1^2} \text{ MeV} \quad (19)$$

and

$$\tau_{\gamma\gamma}(\varepsilon) = \begin{cases} < 1, & \varepsilon < \varepsilon_- \\ > 1, & \varepsilon_- < \varepsilon < \varepsilon_+ \\ < 1, & \varepsilon_+ < \varepsilon \end{cases} \quad \text{if} \quad \varepsilon_b < \tilde{\varepsilon}_b \quad (20)$$

where

$$\varepsilon_- \equiv 1.75 \frac{\Gamma_{2.3}^6 t_1^2}{\mathcal{Z}^6 \Phi_{-5}} \text{ GeV}, \quad \varepsilon_+ \equiv 1.82 \frac{\mathcal{Z}^{10} \Phi_{-5}^3}{\Gamma_{2.3}^{10} t_1^6 \varepsilon_{b,6}^4} \text{ TeV} \quad (21)$$

For $\beta = 2$, the optical-thickness to photon-photon absorption is independent of ε_b for photons of energy lower than $\tilde{\varepsilon}$ (i.e. photons with threshold energy above ε_b), hence the lower limit ε_- above which the photon-front is optically-thick is also independent of ε_b , as illustrated in Figure 1.

Equation (19) can be reinterpreted as

$$\tau_{\gamma\gamma}(\varepsilon) < 1 \quad \text{if} \quad \Gamma > \Gamma_{\pm} \equiv 310 \frac{\mathcal{Z} \Phi_{-5}^{1/4}}{t_1^{1/2} \varepsilon_{b,6}^{1/4}} \quad (22)$$

For $\Gamma < \Gamma_{\pm}$, the photon-front is optically-thick to photons in the $(\varepsilon_-, \varepsilon_+)$ range, which widens with decreasing Γ (see equation 21), covering the entire LAT window if $\varepsilon_- \lesssim 100$ MeV, which is equivalent to $\Gamma \lesssim \Gamma_{lat} \equiv 125 \mathcal{Z} \Phi_{-5}^{1/6} t_1^{-1/3}$. For such low Lorentz factors, the LAT emission is heavily absorbed and the afterglow high-energy emission undetectable. At the other extreme, if $\Gamma \gtrsim 2.2 \Gamma_{lat}$, then $\varepsilon_- \gtrsim 10$ GeV and the LAT emission is weakly absorbed. For $\Gamma_{lat} < \Gamma < 2.2 \Gamma_{lat}$, the LAT emission is moderately absorbed, photon-photon absorption rendering a spectrum that curves downward at higher energies, for a power-law intrinsic spectrum (e.g. figure 2 of Panaitescu et al 2014).

Thus, perfect power-law LAT spectra set only a lower limit on the source Lorentz factor: $\Gamma \gtrsim 300 \Phi_{-5}^{1/6} t_1^{-1/3}$. Such a weak dependence on the afterglow fluence Φ and epoch t of observations suggests that the measurement of curvature in the LAT spectrum would yield a fairly accurate determination of Γ . Obviously, the non-detection of the high-energy afterglow emission is not necessarily proof of high absorption and does not tell us anything about Γ .

2.4. Total number of pairs

The total number of pairs is an integral over the photon spectrum of the absorbed fraction $g[\tau_{\gamma\gamma}(\varepsilon)]$

$$N_{\pm} = \int_0^{\infty} d\varepsilon \frac{dN_{\gamma}}{d\varepsilon} g[\tau_{\gamma\gamma}(\varepsilon)] \quad (23)$$

with the photon spectrum of equation (1). To calculate the fraction of absorbed photons corresponding to the optical-thickness to pair-formation $\tau_{\gamma\gamma}(\varepsilon)$ (equation 15), consider a medium of geometrical thickness Δ and linear absorption coefficient α , and in which the production and absorption of photons is homogeneous (same at any location). Then, the fraction of photons that are absorbed is

$$g = \int_0^{\Delta} \frac{dx}{\Delta} (1 - e^{-\alpha(\Delta-x)}) = 1 - \frac{1 - e^{-\tau}}{\tau} \simeq \begin{cases} \tau/2 & \tau \ll 1 \\ 1 & \tau \gg 1 \end{cases} \quad (24)$$

obtained by integrating the photon absorption from the medium inner edge ($x = 0$) to its outer boundary ($x = \Delta$), and with $\tau = \alpha\Delta$.

In the case of pair production in a decelerating source, the photons radial distribution is not uniform. In this case, the fraction of absorbed photons is

$$g = \int_0^1 dy \frac{dn_{\gamma}}{dy} (1 - e^{-\tau(y \rightarrow 1)}), \quad (25)$$

where dn_{γ}/dy is radial distribution of photons normalized by $\int_0^1 dy (dn_{\gamma}/dy) = 1$ and

$$\tau(y \rightarrow 1) = \int_y^1 \alpha(z) dz = \tau(0 \rightarrow 1) \int_y^1 \frac{dn_{\gamma}}{dz} dz \quad (26)$$

is the absorption optical thickness from coordinate $y = x/\Delta$ to the outer edge at $y = 1$, $\tau(0 \rightarrow 1) \equiv \tau$ being the entire optical thickness of the medium. Substituting in equation (25), we get

$$\begin{aligned} g &= \int_0^1 \frac{dn_{\gamma}}{dy} dy - \int_0^1 dy \frac{dn_{\gamma}}{dy} \exp\left(-\tau \int_y^1 \frac{dn_{\gamma}}{dz} dz\right) \\ &= 1 - \frac{1}{\tau} \int_0^1 dy \frac{d}{dy} \left[\exp\left(-\tau \int_y^1 \frac{dn_{\gamma}}{dz} dz\right) \right] \\ &= 1 - \frac{1}{\tau} \left[1 - \exp\left(-\tau \int_0^1 \frac{dn_{\gamma}}{dy} dy\right) \right] = 1 - \frac{1 - e^{-\tau}}{\tau} \end{aligned} \quad (27)$$

Therefore, as long as the absorption coefficient α is proportional to the density of the to-be-absorbed photons, the fraction of absorbed photons from a medium depends only on the optical thickness $\tau = \int \alpha(z) dz$ of that medium and does not "care" about the exact spatial variation of α .

The integral in equation (23) is calculated numerically; for an analytical estimate, we use the approximation given in equation (24).

Case 1. For $\varepsilon_b > \tilde{\varepsilon}_b/2$ (equation 19), the maximal optical thickness (equation 17) satisfies $\tau_{\gamma\gamma}(\tilde{\varepsilon}) < 2$, hence $\tau_{\gamma\gamma}(\varepsilon) < 2$ for any photon. With two branches for the photon spectrum (equation 1) and two for the optical thickness (equation 14), the integral in equation (23) splits in three integrals

$$\begin{aligned} N_{\pm} &= \int_{\varepsilon} dN_{\gamma} \frac{\tau_{\gamma\gamma}(\varepsilon)}{2} \\ &= \frac{1}{2} \left. \frac{dN_{\gamma}}{d\varepsilon} \right|_{\varepsilon_b} \tau_{\gamma\gamma}(\tilde{\varepsilon}) \left[\int_0^{\varepsilon_b} d\varepsilon \left(\frac{\varepsilon}{\varepsilon_b} \right)^{-\alpha} \left(\frac{\varepsilon}{\tilde{\varepsilon}} \right)^{\beta-1} + \right. \\ &\quad \left. + \int_{\varepsilon_b}^{\tilde{\varepsilon}} d\varepsilon \left(\frac{\varepsilon}{\varepsilon_b} \right)^{-\beta} \left(\frac{\varepsilon}{\tilde{\varepsilon}} \right)^{\beta-1} + \int_{\tilde{\varepsilon}}^{\infty} d\varepsilon \left(\frac{\varepsilon}{\varepsilon_b} \right)^{-\beta} \left(\frac{\varepsilon}{\tilde{\varepsilon}} \right)^{\alpha-1} \right] \end{aligned} \quad (28)$$

for the more likely case $\varepsilon_b < \tilde{\varepsilon}$. Using equation (17), this condition requires that $\varepsilon_b < 100 \mathcal{Z}^{-1} \Gamma_{2.3}$ MeV, which is satisfied by LAT spectra and which, together with the working condition $\varepsilon_b > \tilde{\varepsilon}_b/2$, requires that $\Gamma > \tilde{\Gamma}$ where

$$\tilde{\Gamma} \equiv 100 \mathcal{Z} \frac{\Phi_{-5}^{1/5}}{t_1^{2/5}} \quad (29)$$

The scaling of the integrals in equation (28) with ε is $\varepsilon^{\beta-\alpha}$, $\ln \varepsilon$, and $\varepsilon^{-(\beta-\alpha)}$, respectively; taking into account that $\beta > \alpha$, this implies that most pairs are formed from (the second integral, corresponding to) photons with energy above the spectral break $\varepsilon_b > \tilde{\varepsilon}_b/2 \sim$ few MeV and below the energy for maximal optical thickness $\tilde{\varepsilon} \lesssim 10$ GeV, interacting with photons above threshold energies of about 1 GeV and 1 MeV, respectively.

For $\alpha = 2/3$ and $\beta = 2$, equation (28) yields

$$N_{\pm} \stackrel{2\varepsilon_b > \tilde{\varepsilon}_b}{\approx} 10^{55} \left(0.67 + 0.22 \ln \frac{\Gamma_{2.3}}{\mathcal{Z}\varepsilon_{b,7}} \right) \mathcal{Z}^8 \frac{\Phi_{-5}^2}{t_1^2 \Gamma_{2.3}^6} \quad (30)$$

Using equation (6), the optical-thickness to photon scattering of the pairs is

$$\tau_{\pm} = \frac{2\sigma_e N_{\pm}}{4\pi R^2} = 0.024 \left(1 + 0.33 \ln \frac{\Gamma_{2.3}}{\mathcal{Z}\varepsilon_{b,7}} \right) \mathcal{Z}^{10} \frac{\Phi_{-5}^2}{t_1^4 \Gamma_{2.3}^{10}} \quad (31)$$

Ignoring the logarithmic term, this implies that the pairs are optically thin (to photon scattering in the Thomson regime, because most pairs are cold) for $\Gamma > \Gamma_{\tau}$ with

$$\Gamma_{\tau} \equiv 138 \mathcal{Z} \Phi_{-5}^{1/5} t_1^{-2/5} \quad (32)$$

Case 2. For $\varepsilon_b < \tilde{\varepsilon}_b/2$, $\tau_{\gamma\gamma}(\varepsilon)$ is relative to 2 as in equation (20) but with ε_- larger by a factor $2^{1/(\beta-1)}$ than in equation (21) and ε_+ smaller by a factor $2^{1/(1-\alpha)}$ than in (21). Having two branches for the photon spectrum and three for the optical thickness, the integral of equation (23) splits in four:

$$\begin{aligned} N_{\pm} &= \int_{\varepsilon} dN_{\gamma} \min \left\{ \frac{\tau_{\gamma\gamma}(\varepsilon)}{2}, 1 \right\} = \left. \frac{dN_{\gamma}}{d\varepsilon} \right|_{\varepsilon_b} \times \\ &\quad \left[\frac{1}{2} \tau_{\gamma\gamma}(\tilde{\varepsilon}) \int_0^{\varepsilon_b} d\varepsilon \left(\frac{\varepsilon}{\varepsilon_b} \right)^{-\alpha} \left(\frac{\varepsilon}{\tilde{\varepsilon}} \right)^{\beta-1} + \right. \end{aligned}$$

$$\left. \frac{1}{2} \tau_{\gamma\gamma}(\tilde{\varepsilon}) \int_{\varepsilon_b}^{\varepsilon_-} d\varepsilon \left(\frac{\varepsilon}{\varepsilon_b} \right)^{-\beta} \left(\frac{\varepsilon}{\tilde{\varepsilon}} \right)^{\beta-1} + \right. \quad (33)$$

$$\left. \int_{\varepsilon_-}^{\varepsilon_+} d\varepsilon \left(\frac{\varepsilon}{\varepsilon_b} \right)^{-\beta} + \frac{1}{2} \tau_{\gamma\gamma}(\tilde{\varepsilon}) \int_{\varepsilon_+}^{\infty} d\varepsilon \left(\frac{\varepsilon}{\varepsilon_b} \right)^{-\beta} \left(\frac{\varepsilon}{\tilde{\varepsilon}} \right)^{\alpha-1} \right]$$

for the more likely case $\varepsilon_b < \varepsilon_-$ (for $\Gamma > \tilde{\Gamma}$, this is implied by the working condition $\varepsilon_b < \tilde{\varepsilon}_b/2$).

The integrals in equation (33) show that most pairs form from (the second integral, corresponding to) photons above the spectral break $\varepsilon_b < \tilde{\varepsilon}_b/2 \sim 3$ MeV and below $\varepsilon_- \sim 1$ GeV, for which the photon front is optically thin, interacting with photons above threshold energies > 1 GeV and few MeV, respectively.

For $\alpha = 2/3$ and $\beta = 2$, equation (33) leads to

$$N_{\pm} \stackrel{2\varepsilon_b < \tilde{\varepsilon}_b}{\approx} 10^{55} \left(1.1 + 0.11 \ln \frac{\Gamma_{2.3}^6 t_1^2}{\mathcal{Z}^6 \Phi_{5\varepsilon_{b,6}}} \right) \mathcal{Z}^8 \frac{\Phi_{-5}^2}{t_1^2 \Gamma_{2.3}^8} \quad (34)$$

After calculating the pair optical thickness to photon scattering as done above for $\varepsilon_b > \tilde{\varepsilon}_b/2$, it can be shown that the minimal Lorentz factor for optical-thinness is close to that in equation (32).

Equations (30) and (34) show that the number of pairs formed has a weak dependence on the (unknown) break ε_b of the photon spectrum, varies like Φ^2 (as expected for a two-photon interaction), and has a strong dependence on the source Lorentz factor, resulting in part from the dependence of the threshold energy for pair formation on Γ and in part from the decrease of the photon density with source radius (which is proportional to Γ^2).

2.5. Scattering of afterglow photons on internal leptons

It is worth comparing the number of pairs with that of electrons existing in the two possible source of GeV afterglow photons, the forward and reverse shocks.

For a Wolf-Rayet GRB progenitor with a mass-loss rate $dM/dt = 10^{-5} M_{\odot}/\text{yr}$, blowing a wind of terminal velocity $v_w = 10^3$ km/s, the wind baryon density is

$$n(R) = \frac{dM/dt}{4\pi m_p v_w R^2} = \frac{3.0 \times 10^{35}}{R^2} \text{ cm}^{-3} \quad (35)$$

The ratio of the number of formed leptons $N_l = 2N_{\pm}$ (eqs 30 and 34) to the electrons energized by the forward-shock is

$$\frac{N_l}{N_{fs}} = \frac{N_{\pm}}{\pi n R^3} \simeq 2600 \frac{\mathcal{Z}^9 \Phi_{-5}^2}{t_1^3 \Gamma_{2.3}^8} \quad (36)$$

taking into account that the wind-like medium is made of elements heavier than hydrogen (with one electron for two baryons). Thus, for $\Gamma < \Gamma_{fs} \equiv 540 \mathcal{Z}^{9/8} \Phi_{-5}^{1/4} t_1^{-3/8}$, the pairs are more numerous than the forward-shock electrons.

If we assume that *i*) the reverse and forward shock baryons contain about the same (kinetic plus thermal) energy and *ii*) the ejecta are normal matter (with one electron per baryon), then the number of ejecta electrons is at most Γ times larger

than that of the forward-shock's (as in the case of a semi-relativistic reverse-shock): $N_{rs} \lesssim \Gamma N_{fs}$. Then, the number of pairs exceeds that of the ejecta electrons for $\Gamma \lesssim \Gamma_{rs} \equiv 270 \mathcal{Z} \Phi_{-5}^{2/9} t_1^{-1/3}$.

The above suggest that emission from pairs is of importance for GeV afterglow sources with a Lorentz factor in the few hundreds, but pairs may radiate at a different energy than the reverse or forward-shock electrons, where the pairs could dominate the afterglow emission even if they are fewer.

It is also worth investigating if scattering of pair-forming photons on existing (reverse and forward-shock) electrons or on the already-formed pairs could change significantly the number of pairs formed from unscattered photons. Most photon scattering occurs on leptons that are cold. That is certainly the case for the pairs, most of which are born cold (see the distribution of formed pairs with energy in Figure 2, left panel), and is likely true for the (reverse-shock) ejecta electrons and the ambient medium electrons (swept-up by the forward-shock) because they should be cooling fast radiatively if their synchrotron emission were to account for the observed GeV afterglow.

For a scattering optical thickness τ_{sc} , the effective photon-photon attenuation thickness is $\tau_{\gamma\gamma} = \sqrt{\tau_{\gamma\gamma}(\tau_{\gamma\gamma} + \tau_{sc})}$, therefore scattering on cold leptons is negligible when $\tau_{\gamma\gamma}(\varepsilon) > \tau_{sc}$. As shown in §2.4, most pairs form from photons with energy $\varepsilon < \tilde{\varepsilon}$, for which $\tau_{\gamma\gamma}(\varepsilon)$ is that in the first branch of equation (15). The optical thickness to Thomson scattering on reverse-shock electrons (which are more numerous than in the forward-shock) is $\tau_{sc} \lesssim \sigma_e(\Gamma N_{fs})/(4\pi R^2) \lesssim 5 \cdot 10^{-3} \mathcal{Z}/(\Gamma_{2.3} t_1)$. Thus, $\tau_{\gamma\gamma}(\varepsilon) > \tau_{sc}$ is satisfied for $\varepsilon \gtrsim \varepsilon_{rs} \equiv 10(\Gamma_{2.3}/\mathcal{Z})^5(t_1/\Phi_{-5})$ MeV.

The optical thickness τ_{\pm} to Thomson scattering on (already formed) pairs is that given in equation (31), thus $\tau_{\gamma\gamma}(\varepsilon) > \tau_{\pm}$ is satisfied for $\varepsilon > \varepsilon_{pair}^{(Th)} \equiv 50(\mathcal{Z}/\Gamma_{2.3})^4(\Phi_{-5}/t_1^2)$ MeV. Scattering on cold electrons of observer-frame photons with energy above $\varepsilon_{kn} \equiv \Gamma m_e c^2/(z+1) = 34\mathcal{Z}^{-1}\Gamma_{2.3}$ MeV occurs in the Klein-Nishina regime. Given that $\varepsilon_{pair}^{(Th)} \gtrsim \varepsilon_{kn}$, it is worth considering scattering on pairs in the KN regime, when the scattering cross-section $\sigma_{kn}(\varepsilon) \simeq (3/8)\sigma_e \ln(2x)/x$ with $x = \varepsilon/\varepsilon_{kn}$. In this case, the condition $\tau_{\gamma\gamma}(\varepsilon) > \tau_{\pm}(\varepsilon)$ is satisfied for $\varepsilon > \varepsilon_{pair}^{(kn)} \equiv 25(\mathcal{Z}/\Gamma_{2.3})^{3/2}(\Phi_{-5}^{1/2}/t_1)$ MeV.

To the above identification of the photon energies for which scattering increases significantly the photon escape path and attenuation, we add that, according to equations (28) and (33), most pairs are formed from photons with energy in the range $(\varepsilon_b, \tilde{\varepsilon})$ (for $\varepsilon_b > \tilde{\varepsilon}_b/2$) or $(\varepsilon_b, \varepsilon_-)$ (for $\varepsilon_b < \tilde{\varepsilon}_b/2$). This means that scattering is important for photons in the lower part of those energy intervals and not so important in the upper part. Equations (28) and (33) also show that each decade of photon energy provides an equal contribution to the number of pairs. Therefore, scattering has a negligible effect on the number of pairs if the logarithmic length of the upper interval is larger than that of the lower interval. Using the expressions for $\tilde{\varepsilon}$, ε_- , ε_{rs} , and $\varepsilon_{pair}^{(kn)}$, it can be shown that scattering on pairs should not increase much the number of pairs if $\Gamma > 120$ (for $\varepsilon_b > \tilde{\varepsilon}_b$) and $\Gamma > 140$ (for $\varepsilon_b < \tilde{\varepsilon}_b$), while scattering on reverse-shock electrons is negligible if $\Gamma < 370$ (for $\varepsilon_b > \tilde{\varepsilon}_b$) and $\Gamma < 780$ (for $\varepsilon_b < \tilde{\varepsilon}_b$), having left out sub-unity powers of the parameters \mathcal{Z} , Φ , t . Adding to these that the reverse-shock electrons are more numerous than the pairs if $\Gamma > \Gamma_{rs} = 270$, it fol-

lows that scattering of the pair-forming photons below the LAT range increases the total number of pairs only through scattering by reverse-shock electrons and only if Γ is at least several hundreds.

2.6. Pair distribution with energy

The shock-frame energy of a pair ϵ'_p depends on the energies of the incident photons, test-photon ϵ'_o and target-photon ϵ' , the incidence angle θ' , and the center-of-momentum (CoM) frame angle ϕ'' at which the electron and positron emerge, measured relative to the direction of motion of the photons' CoM. In the shocked-fluid frame, the CoM moves at velocity $\vec{\beta}'_{cm} = (\vec{\epsilon}'_o + \vec{\epsilon}')/(\epsilon'_o + \epsilon')$, the corresponding Lorentz factor being

$$\Gamma'_{cm} = \frac{\epsilon'_o + \epsilon'}{\sqrt{2\epsilon'_o\epsilon'(1 - \cos\theta')}} \quad (37)$$

In the CoM frame, the incident photons have the same energy

$$\epsilon'' = \left[\frac{1}{2}\epsilon'_o\epsilon'(1 - \cos\theta') \right]^{1/2} = \left[\frac{\epsilon'}{\epsilon'_{th}(\epsilon'_o, \theta')} \right]^{1/2} \quad (38)$$

collide head-on, and form an electron and a positron of equal energy ϵ'' , moving in opposite directions, at angles ϕ'' and $\pi - \phi''$ relative to $\vec{\beta}'_{cm}$. Then, the shock-frame electron and positron energies are

$$\epsilon'_{\pm} = \Gamma'_{cm}(\epsilon'' \pm p''c\beta'_{cm} \cos\phi'') \quad (39)$$

where $p''c = \sqrt{\epsilon''^2 - m_e^2c^4}$ is the electron/positron momentum in the CoM frame.

To obtain the distribution of formed leptons with their shock-frame energy, $dN_l/d\epsilon'_{\pm}$, we start from equation (23) in shock-frame photon energy ϵ'_o

$$\frac{dN_l}{d\epsilon'_o} = 2 \frac{dN_{\gamma}}{d\epsilon'_o} g[\tau_{\gamma\gamma}(\epsilon'_o)] = \frac{dN_{\gamma}}{d\epsilon'_o} \begin{cases} \tau_{\gamma\gamma}(\epsilon'_o) & \tau_{\gamma\gamma}(\epsilon'_o) \ll 1 \\ 2 & \tau_{\gamma\gamma}(\epsilon'_o) \gg 1 \end{cases} \quad (40)$$

where the factor 2 accounts for two leptons being created from one photon. The term $\tau_{\gamma\gamma}(\epsilon'_o)$ of the first branch offers a way to calculate $dN_l/d\epsilon'_{\pm}$, by expanding it (as in equation 5), leading to the differential pair-number in the 4-dimensional space $[\epsilon'_o, \epsilon', \theta', \phi'']$

$$\frac{d^4 N_l}{d\epsilon'_o d\Omega' d\epsilon' d\Omega''} = \frac{\sigma_e}{4\pi R^2} \frac{dN_{\gamma}}{d\epsilon'_o} \frac{dP}{d\Omega'} \frac{dN_{\gamma}}{d\epsilon'} \frac{dP}{d\Omega''} f_{\gamma\gamma}(\epsilon'_o, \epsilon', \theta') \quad (41)$$

where $dP/d\Omega'' = \sin\phi''/2$ (because pairs emerge isotropically in the CoM frame), with $f_{\gamma\gamma}$ the photon-photon absorption cross-section of equation (8). For an isotropic distribution of the incident photons ($dP/d\Omega' = \sin\theta'/2$)

$$\frac{d^4 N_l}{d\epsilon'_o d\theta' d\epsilon' d(\cos\phi'')} = \frac{\sigma_e}{16\pi R^2} \frac{dN_{\gamma}}{d\epsilon'_o} \sin\theta' \frac{dN_{\gamma}}{d\epsilon'} f_{\gamma\gamma}(\epsilon'_o, \epsilon', \theta') \quad (42)$$

From equation (39), $d\epsilon'_{\pm} = \pm\Gamma'_{cm}\beta'_{cm}p''c(d\cos\phi'')$, thus

$$\begin{aligned} \frac{d^4 N_l}{d\epsilon'_o d\theta' d\epsilon' d\epsilon'_{\pm}} &= \frac{d^4 N_l}{d\epsilon'_o d\theta' d\epsilon' d(\cos\phi'')} \left| \frac{d\cos\phi''}{d\epsilon'_{\pm}} \right| \\ &= \frac{\sigma_e}{16\pi R^2} \frac{dN_{\gamma}}{d\epsilon'_o} \sin\theta' \frac{dN_{\gamma}}{d\epsilon'} \frac{f_{\gamma\gamma}(\epsilon'_o, \epsilon', \theta')}{\Gamma'_{cm}\beta'_{cm}p''c} \end{aligned} \quad (43)$$

Then, the distribution of leptons with energy is the integral of the differential pair-number above over the energies of the incident photons and over the incidence angle

$$\frac{dN_l}{d\epsilon'_\pm} = \frac{\sigma_e}{16\pi R^2} \int_0^\infty d\epsilon'_o \frac{dN_\gamma}{d\epsilon'_o} \int_0^\pi d\theta' \sin\theta' \int_{\epsilon'_{min}}^{\epsilon'_{max}} d\epsilon' \frac{dN_\gamma}{d\epsilon'} \frac{f_{\gamma\gamma}(\epsilon'_o\epsilon',\theta')}{\sqrt{(\Gamma_{cm}'^2 - 1)(\epsilon''^2 - m_e^2 c^4)}} \quad (44)$$

where the limits $\epsilon'_{min}(\epsilon'_\pm)$ and $\epsilon'_{max}(\epsilon'_\pm)$ on the integral over the spectrum of target photons are determined from

$$\Gamma'_{cm}(\epsilon'' - p''c\beta'_{cm}) \leq \epsilon'_\pm \leq \Gamma'_{cm}(\epsilon'' + p''c\beta'_{cm}) \quad (45)$$

together with $\epsilon' \geq \epsilon'_{th}(\epsilon'_o, \theta')$. Unfortunately, the term $\Gamma'_{cm}\beta'_{cm}p''$ leads to a fourth degree equation in ϵ' that cannot be solved analytically to obtain the integral limits $\epsilon'_{min}(\epsilon'_\pm)$ and $\epsilon'_{max}(\epsilon'_\pm)$.

Those limits can be calculated numerically and used to integrate equation (44), with the following two corrections. First, a multiplicative factor $g[\tau_{\gamma\gamma}(\epsilon'_o)]/\tau_{\gamma\gamma}(\epsilon'_o)$ should be applied to the ϵ'_o integrand, to account for the correct absorption fraction $g(\epsilon'_o)$. That ensures that no more than $dN_\gamma(\epsilon'_o)$ photons form pairs. Second, a multiplicative factor $\min\{1, N_\gamma[>\epsilon'_{th}(\epsilon'_o)]/[N_\gamma(>\epsilon'_o)g(\tau_{\gamma\gamma}(\epsilon'_o))]\}$ ensures that the number of absorbed test photons $N_\gamma(>\epsilon'_o)g[\tau_{\gamma\gamma}(\epsilon'_o)]$ does not exceed the number of target photons $N_\gamma[>\epsilon'_{th}(\epsilon'_o)]$ above the threshold for pair-formation.

The slopes of the pair distribution with energy $dN_l/d\epsilon'_\pm$ that results from integrating equation (42) can be inferred if the crude approximation $\epsilon'_\pm \simeq \epsilon'_o/2$ is made. This approximation is suggested by that pairs emerge most likely at an CoM-frame angle $\phi'' = \pi/2$, hence $\epsilon'_\pm = \Gamma'_{cm}\epsilon'' = (\epsilon'_o + \epsilon')/2$ (from equation 39), and by that most pairs are formed from a test-photon of energy ϵ'_o larger than the ϵ' of the target-photon. The latter is suggested by that most pairs are formed in interactions with target-photons close to (but above) the threshold for pair-formation (the integrand in equation 5 shows that $\tau_{\gamma\gamma} \propto \epsilon'(dN_\gamma/d\epsilon')f_{\gamma\gamma}(\epsilon') \propto (\epsilon')^{1-\alpha} \ln(2x)/x^2$ with $x^2 \propto \epsilon'_o\epsilon'$, thus $\tau_{\gamma\gamma} \propto (\epsilon')^{-\alpha}$ with $\alpha > 0$) and by that $\epsilon'_o \gg \epsilon'_{th}(\epsilon'_o)$ (optical thickness $\tau_{\gamma\gamma}(\epsilon)$ is maximal at photon energy $\tilde{\epsilon} \gg \epsilon_b = \epsilon_{th}(\tilde{\epsilon})$ – equation 17).

The approximation $\epsilon'_\pm \simeq \epsilon'_o/2$ implies that $dN_l/d\epsilon'_\pm \propto dN_\gamma/d\epsilon'_\pm$. Then, equation (40) leads to

$$\frac{dN_l}{d\epsilon'_\pm} \propto \frac{dN_\gamma}{d\epsilon'_\pm} g[\tau_{\gamma\gamma}(\epsilon'_\pm)] \simeq \frac{dN_\gamma}{d\epsilon'_\pm} \min\{1, \tau_{\gamma\gamma}(\epsilon'_\pm)\} \quad (46)$$

with an approximation for the absorption factor g that has the correct dependence on $\tau_{\gamma\gamma}$. From here, the slopes of $dN_l/d\epsilon'_\pm$ can be easily calculated using the photon spectrum (equation 1) and the optical thickness (equation 14).

For $\tilde{\epsilon}_b < \epsilon_b$, we have $\tau_{\gamma\gamma}(\epsilon) < 1$ for any photon, thus

$$\frac{dN_l}{d\gamma} \propto \begin{cases} \gamma^{-1} & \epsilon'_b < \gamma m_e c^2 < \tilde{\epsilon}' \\ \gamma^{-(\beta+1-\alpha)} & \tilde{\epsilon}' < \gamma m_e c^2 \end{cases} \quad (47)$$

with $\tilde{\epsilon}'$ the shock-frame photon energy for which $\tau_{\gamma\gamma}$ is maximal (given in equation 17), $\gamma = \epsilon'_\pm/(m_e c^2)$ the pair's random Lorentz factor in the shock-frame and $\epsilon' = \epsilon(z+1)/\Gamma$

the shock-frame photon energy corresponding to the observer-frame ϵ . A $\gamma m_e c^2 < \epsilon'_b$ branch does not exist because $\epsilon'_o < \epsilon'_b$ photons form pairs in interaction with photons of energy $\epsilon' > \epsilon'_b$ and the corresponding pair energy $\epsilon'_\pm \simeq \epsilon'/2$ is in one of the branches above. The above distribution was derived for $\epsilon'_b < \tilde{\epsilon}'$ (which requires $\Gamma > \tilde{\Gamma}$) but is also correct for $\epsilon'_b > \tilde{\epsilon}'$ (requiring that $\Gamma > \tilde{\Gamma}$) with ϵ'_b and $\tilde{\epsilon}'$ swapped.

For $\epsilon_b < \tilde{\epsilon}_b$, we have $\tau_{\gamma\gamma}(\epsilon) > 1$ for $\epsilon_- < \epsilon < \epsilon_+$ and $\tau_{\gamma\gamma}(\epsilon) < 1$ otherwise, thus

$$\frac{dN_l}{d\gamma} \propto \begin{cases} \gamma^{-1} & \epsilon'_b < \gamma m_e c^2 < \epsilon'_- \\ \gamma^{-\beta} & \epsilon'_- < \gamma m_e c^2 < \epsilon'_+ \\ \gamma^{-(\beta+1-\alpha)} & \epsilon'_+ < \gamma m_e c^2 \end{cases} \quad (48)$$

for the more likely case $\epsilon'_b < \epsilon'_-$, i.e. for $\Gamma > \tilde{\Gamma}$ (equation 29). If $0.63\tilde{\Gamma} < \Gamma < \tilde{\Gamma}$, then $\epsilon'_- < \epsilon'_b < \epsilon'_+$ and the first branch above is $\gamma^{-\alpha}$ with ϵ'_b and ϵ'_- swapped. For $\Gamma < 0.63\tilde{\Gamma}$, we have $\epsilon'_+ < \epsilon'_b$ and, in addition to the preceding case, the second branch above is γ^{-1} , with ϵ'_b and ϵ'_+ swapped.

Equations (47) and (48) indicate that the pair distribution with energy has up to three power-law branches, with four possible values $(-1, -\alpha, -\beta, -\beta - 1 + \alpha)$ for the slope of each branch. Figure 2 shows that the pair distribution obtained numerically by integrating equation (42) displays only the highest-energy branch for $\tilde{\epsilon}_b < \epsilon_b$ because the range of energies over which the lowest-energy branch occurs is too narrow, from $\gamma = 1$ to

$$\gamma(\tilde{\epsilon}') = \frac{(z+1)\tilde{\epsilon}}{2\Gamma m_e c^2} = 15 \frac{\Gamma_{2.3}}{\mathcal{Z}\epsilon_{b,7}} \quad (49)$$

For $\epsilon_b \ll \tilde{\epsilon}_b$, all three branches are found in the numerical pair-distribution. The lowest-energy branch is short, extending from $\gamma \sim \text{few}$ to

$$\gamma(\epsilon'_-) = \frac{(z+1)\epsilon_-}{2\Gamma m_e c^2} = 26 \frac{\Gamma_{2.3}^5 t_1^2}{\mathcal{Z}^5 \Phi_{-5}} \quad (50)$$

while the second branch extends from $\gamma(\epsilon'_-)$ to

$$\gamma(\epsilon'_+) = \frac{(z+1)\epsilon_+}{2\Gamma m_e c^2} = 10^5 \frac{\mathcal{Z}^{11} \Phi_{-5}^3}{\Gamma_{2.3}^{11} t_{b,6}^4} \quad (51)$$

The largest photon energy measured by LAT, $\epsilon \simeq 100$ GeV, corresponds to a pair Lorentz factor $\gamma \simeq 1500\mathcal{Z}\epsilon_{11}/\Gamma_{2.3}$, which is between $\gamma(\epsilon'_-)$ and $\gamma(\epsilon'_+)$ (because $\epsilon_- < 100 \text{ GeV} < \epsilon_+$). In further calculations, we make the assumption that the LAT power-law spectrum extends well above 100 GeV, implying that the power-law distribution of pairs extends to $\gamma > 10^3$, as in Figure 2. A cut-off in the photon spectrum above 100 GeV does not affect much the total number of pairs formed but reduces the number of higher energy pairs and, consequently, the optical flux from pairs formed in-between shocks.

2.7. Evolution of pair distribution

The evolution (with observer time t) of the leptons distribution with energy, $\mathcal{N}(\gamma) \equiv dN/d\gamma$, is given by

$$\frac{\partial \mathcal{N}}{\partial t} = \mathcal{N}_{inj} + \frac{\partial}{\partial \gamma} \left(\mathcal{N} \left| \frac{d\gamma}{dt} \right| \right) \quad (52)$$

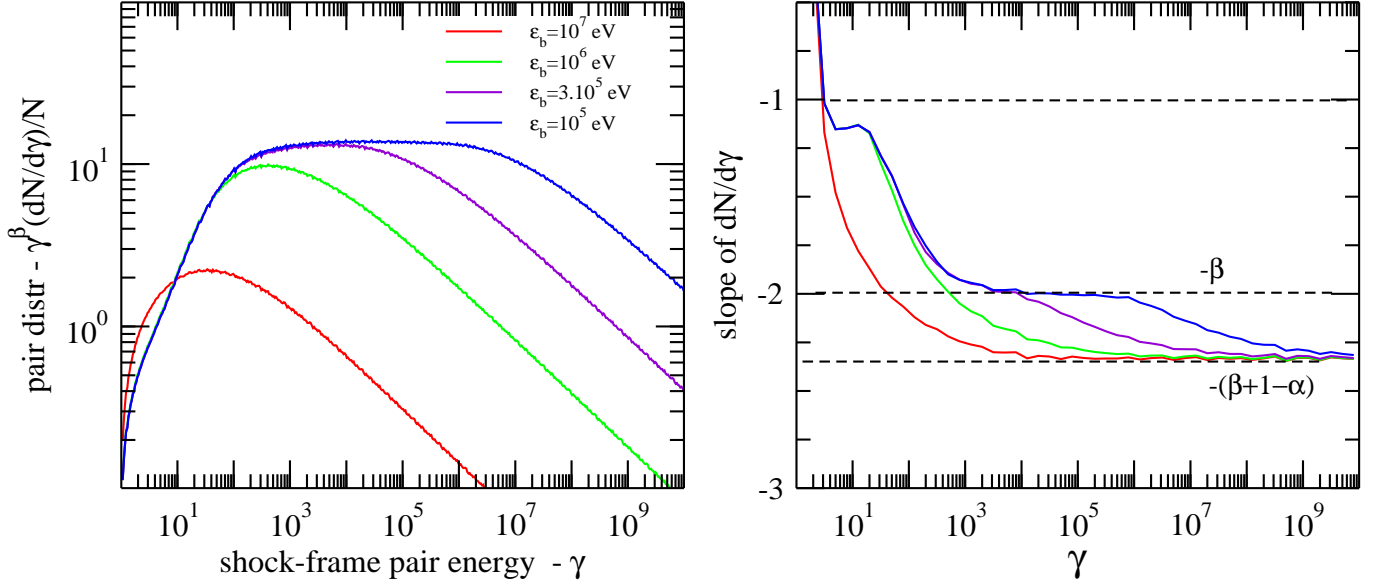


FIG. 2.— Left panel: distribution with energy (multiplied by γ^β , to show where the power-law $dN_l/d\gamma \propto \gamma^{-\beta}$ branch occurs) of the pairs formed in a relativistic source with same parameters as for Fig 1, calculated numerically by integrating equation (42). Right panel: comparison between the derivative $d \log(dN_l/d\gamma)/d \log \gamma$ of the numerical pair distribution and the expected power-law slopes (equations 47 and 48). For $\epsilon_b > \tilde{\epsilon}_b$ (red line), the front is optically thin for any photon and the lowest-energy expected branch is not developed. For $\epsilon_b \ll \tilde{\epsilon}_b$, all three branches are seen.

where

$$\mathcal{N}_{inj}(\gamma) = \frac{1}{t} \frac{dN_l}{d\gamma} \quad (53)$$

is the rate at which leptons are created, calculated numerically from equation (44) that gives the distribution of leptons formed over a dynamical timescale t , and

$$\begin{aligned} \frac{d\gamma}{dt} &= \frac{dt'}{dt} \frac{d\gamma}{dt'} = -\frac{2\Gamma}{z+1} \frac{4\sigma_e}{3m_e c} (\gamma^2 - 1) u'_B (Y + 1) \\ &= -k_r (\gamma^2 - 1), \quad k_r \equiv \frac{1}{3\pi(z+1)} \frac{\sigma_e}{m_e c} \Gamma B^2 (Y + 1) \end{aligned} \quad (54)$$

is the radiative cooling rate of pairs, t' being the shock-frame time, $u'_B = B^2/8\pi$ the shock-frame magnetic energy density, and

$$Y = \frac{4}{3} \int_1^\infty \gamma^2 d\tau_{sc} = \frac{\sigma_e}{3\pi R^2} \int_1^\infty \gamma^2 \mathcal{N}(\gamma) d\gamma \quad (55)$$

is the Compton parameter (the ratio of the inverse-Compton to synchrotron losses), $\tau_{sc} = \sigma_e N / (4\pi R^2)$ being the optical thickness to photon scattering by N leptons in a source of radius R .

The lepton distribution \mathcal{N}_{inj} depends on the properties of the high-energy emission ($\Phi, \epsilon_b, \alpha, \beta$) and of the photon source (Γ, R). Figure 3 shows the instantaneous and integrated injected lepton distributions \mathcal{N}_{inj} for a source with constant Φ, α, β , a source deceleration corresponding to a blast-wave interacting with a wind-like medium – $\Gamma = \Gamma_o(t/t_o)^{-1/4}$, and an evolution of the high-energy spectrum break as expected for the forward-shock emission: $\epsilon_b = \epsilon_b(t_o)(t/t_o)^{-3/2}$. Because $\epsilon_b < \tilde{\epsilon}_b$ (equation 19), the photon front is optically-thick to pair-formation above ϵ_- (equation 21), thus the pairs have a $\mathcal{N}_{inj} \propto \gamma^{-\beta}$ distribution above $\gamma(\epsilon'_-)$ (equation 48), which increases with time: $\gamma(\epsilon'_-) \propto \Gamma^5 t^2 \propto t^{3/4}$.

Figure 3 also shows the lepton distribution resulting from pair-formation with the above properties and cooled radiatively by a magnetic field

$$\frac{B^2}{8\pi} = 4(bn) \Gamma^2 m_p c^2 \quad (56)$$

that is a fraction b of the post-shock energy. The cooled lepton distribution develops a break at an energy γ_c that decreases with time, with the lepton distribution being that injected at $\gamma < \gamma_c$ and having a slope larger by 1 than that injected for $\gamma > \gamma_c$.

That feature for the radiative cooling of a power-law distribution of particles can be derived from the kinetic equation for particle cooling (equation 52), rewritten as

$$\frac{\partial \mathcal{N}}{\partial t} = k_i \gamma^{-\beta} + k_r \frac{\partial(\gamma^2 \mathcal{N})}{\partial \gamma} \quad (57)$$

using equation (54). Trying a power-law solution $\mathcal{N} = a(t)\gamma^{-p}$, leads to

$$k_i \gamma^{-\beta} = \frac{da}{dt} \gamma^{-p} + (p-2)k_r a \gamma^{1-p} \quad (58)$$

If the first term on the right-hand side is dominant (i.e. $da/dt \gg k_r a \gamma$ and the radiative cooling term is negligible), then $p = \beta$ and $da/dt = k_i$, thus $a = \int k_i dt$ and $\mathcal{N} = (\int k_i dt) \gamma^{-\beta}$, hence the effective distribution is the integrated injected distribution, at energies γ that satisfy $\gamma \ll \gamma_c^{(1)}$, where

$$\gamma_c^{(1)} \equiv \frac{da/dt}{k_r a} = \frac{k_i}{k_r \int k_i dt} \quad (59)$$

If the second, radiative cooling term on the rhs is dominant, then $p = \beta + 1$ and $a \simeq k_i/k_r$, hence $\mathcal{N} = (k_i/k_r) \gamma^{-(\beta+1)}$. This solution exists for $|da/dt| \gg k_r a \gamma$, which is equivalent to $\gamma \gg \gamma_c^{(2)}$, where

$$\gamma_c^{(2)} \equiv \frac{|da/dt|}{k_r a} = \frac{1}{k_i} \left| \frac{d k_i}{dt k_r} \right| \quad (60)$$

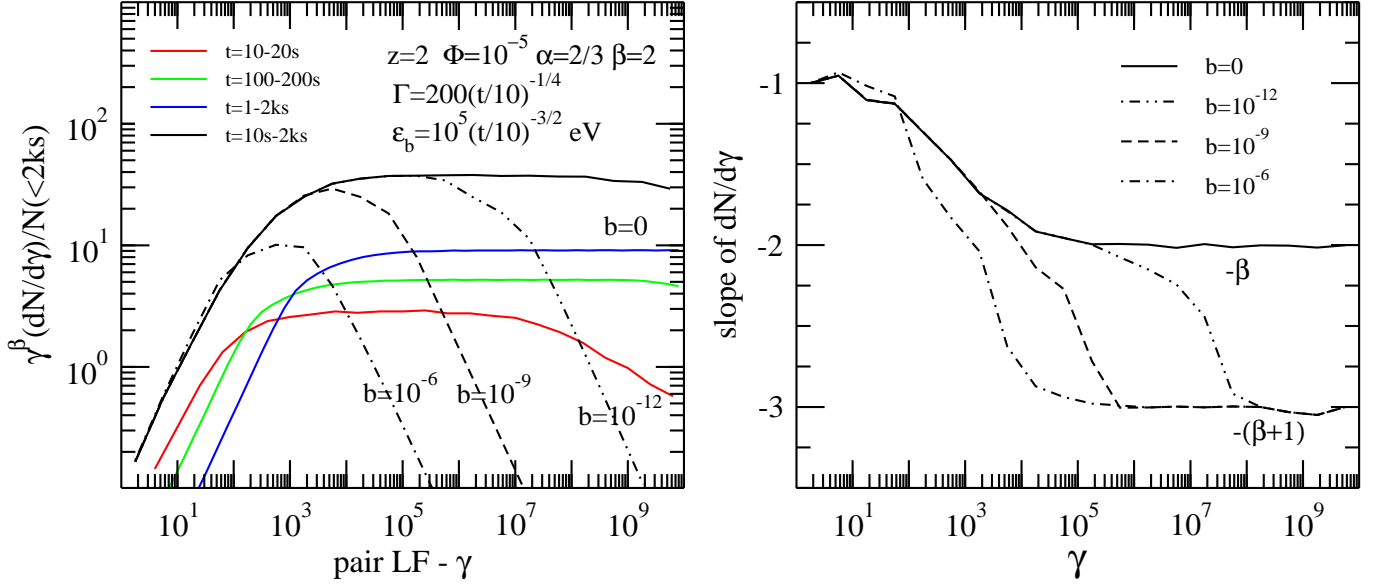


FIG. 3.— *Solid lines* show the distribution of leptons formed at three epochs (10 s, 100 s, 1 ks - colored lines) and total distribution at 2 ks (black), integrated over the indicated source evolution and without radiative cooling ($b = 0$). The quasi-instantaneous distributions are normalized to that integrated up to 2 ks. The source GeV fluence is constant, its deceleration $\Gamma(t)$ and break energy ε_b evolutions correspond to a blast-wave interacting with a wind-like external medium. *Black lines* show time-integrated (up to 2 ks) lepton distribution with synchrotron and inverse-Compton cooling, for different fractions b of the post-shock energy that is in the magnetic field. The cooled lepton distributions display a break at the energy for which leptons lose half of their energy over a dynamical timescale. Above the break, the lepton distribution slope increases by unity (right panel). The higher the magnetic field parameter b , the lower the lepton cooling-break energy.

The above two cooling energies are comparable

$$\frac{\gamma_c^{(1)}}{\gamma_c^{(2)}} = \frac{k_i t}{\int k_i dt} \bigg/ \frac{d \ln |k_i/k_r|}{d \ln t} \quad (61)$$

if k_i does not vary too fast and if k_i/k_r is moderately evolving in time. Thus, the effective lepton distribution is

$$\mathcal{N}(\gamma) = \begin{cases} \left(\int k_i dt \right) \gamma^{-\beta} & \gamma \ll \gamma_c^{(1)} \\ \frac{k_i}{k_r} \gamma^{-(\beta+1)} & \gamma_c^{(2)} \ll \gamma \end{cases} \quad (62)$$

For a constant injection rate k_i , the $\gamma_c^{(1)}$ becomes simpler

$$\gamma_c \equiv \frac{1}{k_r t} \propto \frac{1}{\Gamma B^2 (Y + 1) t} \quad (63)$$

and the effective distribution can be approximated as

$$\mathcal{N}(\gamma) \simeq \mathcal{N}(\gamma_c) \begin{cases} \left(\frac{\gamma}{\gamma_c} \right)^\beta & \gamma < \gamma_c \\ \left(\frac{\gamma}{\gamma_c} \right)^{\beta+1} & \gamma > \gamma_c \end{cases} \quad \mathcal{N}(\gamma_c) \equiv \frac{k_i}{k_r} \gamma_c^{-(\beta+1)} \quad (64)$$

We note that the cooled lepton distribution is not calculated from equation (52) because it is unstable and "suffers" from a Courant-like condition, with the timestep δt being upper-limited by the cooling time $t_c(\gamma) = (k_r \gamma)^{-1}$ of the highest energy leptons γ_{max} in the calculation, which can be $t_c \ll t$ for $bn\gamma_{max} > 10^3 \Gamma_{2.3}^{-3} (Y + 1)^{-1}$. Instead, the lepton distribution is calculated numerically by tracking the flow of particles on a 1-dimensional energy grid, using the cooling law of equation (54)

$$\frac{\gamma + 1}{\gamma - 1} = \frac{\gamma_o + 1}{\gamma_o - 1} e^{2k_r \delta t}, \quad \frac{1}{\gamma} \gamma_{\gg 1} \frac{1}{\gamma_o} + k_r \delta t \quad (65)$$

with γ the energy of a lepton that had initially an energy γ_o , after a timestep δt . Pair-energy tracking means accounting for that

- (1) a fraction $\min[1, \delta t/t_c(\gamma)]$ of the $\delta N = \mathcal{N}(\gamma)\delta\gamma$ leptons existing in a cell $(\gamma, \gamma + \delta\gamma)$ exit that cell due to their cooling during δt ,
- (2) a fraction $\max[1, t_c(\gamma)/\delta t]$ of the leptons $\delta N_{inj} = \mathcal{N}_{inj}(\gamma)\delta\gamma\delta t$ injected in a cell remain in that cell after cooling for δt ,
- (3) leptons existing in all cells between energies $\gamma_o(\gamma)$ and $\gamma_o(\gamma + \delta\gamma)$ cool during δt to cell $(\gamma, \gamma + \delta\gamma)$,
- (4) a fraction $[t_c(\gamma_o \rightarrow \gamma) - t_c(\gamma_o \rightarrow \gamma + \delta\gamma)]/\delta t$ of the leptons injected at energy γ_o cool to cell $(\gamma, \gamma + \delta\gamma)$ during δt , with $t_c(\gamma_o \rightarrow \gamma) \equiv (\gamma^{-1} - \gamma_o^{-1})/k_r$, the cooling time from energy γ_o to γ .

3. RADIATION EMISSION

The calculation of the synchrotron self-Compton from pairs three components: synchrotron emission, synchrotron self-absorption, and inverse-Compton scattering of the self-absorbed synchrotron spectrum. We consider only the first inverse-Compton scattering, which is appropriate approximation when the Compton parameter Y is sub-unity and a necessary approximation when leptons radiating at the observing frequency ν cool faster than they are created. The former case requires a magnetic field in the shock fluid that is not much below equipartition ($b \gtrsim 10^{-3}$); for the latter case, the argument is that, in an source that is optically-thin to electron scattering, the lepton distribution can change substantially during the time it takes a photon to cross the source and be scattered, hence the lepton distribution that produced the seed photon is not the same as the lepton distribution that upscatters it, an a time-dependent treatment of upscatterings is needed. For $Y > 1$, ignoring higher-order scatterings leads to an underestimation

of the flux at higher energies (above X-rays) and an overestimation of the synchrotron and first inverse-Compton flux above the cooling frequency (which would be lower if higher-order scatterings were accounted).

3.1. Synchrotron Emission

For a relativistic source moving at Lorentz factor Γ , the received synchrotron flux from a distribution of leptons $\mathcal{N}(\gamma)$ at observer frequency ν is

$$F_{sy}(\nu) = \frac{z+1}{4\pi d_l^2} \Gamma \int d\gamma \mathcal{N}(\gamma) P'_{sy} \left(\frac{z+1}{\Gamma} \nu, \gamma \right) \quad (66)$$

where the relativistic boost of the comoving-frame emission at frequency $\nu' = (z+1)\nu/\Gamma$ gets only one power of Γ from the contraction of photon arrival time $dt = dt_{lab}/\Gamma^2 = dt'/\Gamma$ relative to the comoving-frame emission time dt' (the boost Γ in photon energy is "lost" to that a comoving energy range $d\nu'$ is stretched into $\Gamma d\nu'$ for the observer, and the angular beaming boost Γ^2 is "lost" because, for the observer, that beaming reduces the solid angle of a spherical source by a factor Γ^2), and

$$P'_{sy}(\nu', \gamma) = \frac{e^3 B}{m_e c^2} f_{sy} \left(\frac{\nu'}{\nu'_{sy}(\gamma)} \right) \quad (67)$$

is the specific synchrotron power for a lepton, with f_{sy} the "synchrotron function" and

$$\nu'_{sy}(\gamma) = \frac{3}{16} \frac{e}{m_e c} B \gamma^2 = 3.3 \times 10^6 B_o \gamma^2 \text{ Hz} \quad (68)$$

is the synchrotron characteristic frequency at which a lepton of energy γ radiates most of its emission. The synchrotron function is an integral over the modified Bessel function of 5/3 order and has the following asymptotic behavior

$$f_{sy}(x) \simeq \begin{cases} 1.71 x^{1/3} & x \ll 1 \\ 1.25 x^{1/2} e^{-x} & x \gg 1 \end{cases} \quad (69)$$

This approximation would be useful if the synchrotron emission at frequency ν' were produced by leptons whose characteristic synchrotron frequency ν'_{sy} is far from ν' , however, the opposite is true. We approximate the synchrotron function with the asymptotic behaviors given above but with coefficients such that *i*) f_{sy} is continuous at $x = 1/2$ (where $x^{1/2} e^{-x}$ has a maximum) and *ii*) its integral is equal to that of the exact synchrotron function, $\int f_{sy}(x) dx = (4/3)^3$, yielding a power-per-lepton $P'(\gamma) = \int P'_{sy}(\nu', \gamma) d\nu' = (4/3) \sigma_e c \gamma^2 (B^2/8\pi)$. The following approximation

$$f_{sy}(x) \simeq \begin{cases} 1.50 x^{1/3} & x < 1/2 \\ 2.77 x^{1/2} e^{-x} & x > 1/2 \end{cases} \quad (70)$$

satisfies the above constraints and has a maximum $f_{sy}(0.5) = 1.2$ (that of the exact synchrotron function is $f_{sy}(0.3) = 0.92$).

Substituting equations (67) and (68) in (66), we get

$$F_{sy}(\nu) = \frac{4.3 \times 10^{-56}}{(z+1)^3} B \Gamma \int d\gamma \mathcal{N}(\gamma) f_{sy} \left(\frac{\gamma^2 \nu}{\gamma^2} \right) \text{ Jy} \quad (71)$$

in cgs units, where

$$\gamma_\nu \equiv 5.5 \times 10^{-4} \left[\frac{(z+1)\nu}{\Gamma B} \right]^{1/2} \quad (72)$$

satisfies $\nu_{sy}(\gamma_\nu) = \nu$. Owing to the exponential cut-off of the synchrotron function at $x > 1$, only leptons with energy above γ_ν produce the synchrotron emission at frequency ν . Then, approximating the synchrotron function by only its $x < 1/2$ branch, one obtains

$$F_{sy}(\nu) = \frac{0.92 \times 10^{-57}}{(z+1)^{8/3}} (B^2 \Gamma^2 \nu)^{1/3} \int_{\sqrt{2}\gamma_\nu}^{\infty} d\gamma \frac{\mathcal{N}(\gamma)}{\gamma^{2/3}} \text{ Jy} \quad (73)$$

For a power-law distribution of particles, $\mathcal{N}(\gamma) \propto \gamma^{-p}$, this leads to the well-known spectrum $F_{sy}(\nu) \propto \nu^{-(p-1)/2}$.

3.2. Synchrotron Self-Absorption

Starting from equation (6.49) of Rybicki & Lightman (1949), taking into account that the lepton column-density is $N/4\pi R^2$, and using the synchrotron emissivity per lepton given in equation (67), the synchrotron self-absorption optical thickness at observer frequency $\nu = \Gamma\nu'/(z+1)$ is

$$\tau_a(\nu) = -\frac{1}{32\pi^2 R^2} \left[\frac{\Gamma}{(z+1)\nu} \right]^2 \frac{e^3 B}{(m_e c)^2} \times \int d\gamma \gamma^2 f_{sy} \left(\frac{\gamma^2 \nu}{\gamma^2} \right) \frac{\partial}{\partial \gamma} \left(\frac{\mathcal{N}(\gamma)}{\gamma^2} \right) \quad (74)$$

Quick progress toward a simpler form can be made if we retain only the $x < 1/2$ branch of the synchrotron function (equation 70) and set $f_{sy}(x > 1/2) = 0$ (motivated by the exponential cut-off):

$$\tau_a(\nu) \gtrsim -\frac{0.0083}{R^2} \left[\frac{\Gamma}{(z+1)\nu m_e c} \right]^{5/3} (e^4 B)^{2/3} \times \int_{\sqrt{2}\gamma_\nu}^{\infty} d\gamma \gamma^{4/3} \frac{\partial}{\partial \gamma} \left(\frac{\mathcal{N}(\gamma)}{\gamma^2} \right) \quad (75)$$

The integral above can be re-written as

$$\tau_a(\nu) \gtrsim \frac{4.7}{R^2} \left[\frac{\Gamma}{(z+1)\nu} \right]^{5/3} B^{2/3} \times \left(\frac{\mathcal{N}}{\gamma^{2/3}} \Big|_{\sqrt{2}\gamma_\nu} + \frac{4}{3} \int_{\sqrt{2}\gamma_\nu}^{\infty} d\gamma \frac{\mathcal{N}}{\gamma^{5/3}} \right) \quad (76)$$

in cgs units. For a power-law distribution of leptons with energy, $\mathcal{N}(\gamma) \propto \gamma^{-p}$, the ratio of the two terms above is $(3p+2)/4$, where $p = \beta, \beta+1$ (equation 62 and Figure 3). For a typical spectrum of the high-energy photons, $\beta \simeq 2$, this ratio is 2 or 11/4, thus the first term is dominant. Either term is proportional to $\gamma_\nu^{-(p+2/3)}$ and yields $\tau_a(\nu) \propto \nu^{-(p+4)/2}$.

The emerging synchrotron flux is the intrinsic flux (given in equation 71) reduced by the escaping fraction (equation 24):

$$F_{sy}^{(obs)}(\nu) = \frac{1 - e^{-\tau_a(\nu)}}{\tau_a(\nu)} F_{sy}(\nu) \quad (77)$$

Below the self-absorption frequency ν_a , where $\tau_a(\nu_a) = 1$, the received synchrotron flux satisfies $F_{sy}^{(obs)}(\nu) = F_{sy}(\nu)/\tau_a(\nu)$ which, for a power-law distribution of particles, is $F_{sy}^{(obs)}(\nu < \nu_a) \propto \nu^{-(p-1)/2}/\nu^{-(p+4)/2} = \nu^{5/2}$, another well-known result.

3.3. Inverse-Compton Emission

For a lepton of energy γ scattering a photon of frequency ν'_o in the Thomson regime, the inverse-Compton emissivity at photon frequency ν' is (equation 7.26a in Rybicki & Lightman 1979)

$$j'_{ic}(\nu') = \frac{3\sigma_e F'_o}{4(\gamma\nu'_o)^2} f_{ic}\left(\frac{\nu'}{4\gamma^2\nu'_o}\right) \nu' \quad (78)$$

where F'_o is the comoving-frame energy flux of ν'_o photons and

$$f_{ic}(x) = \begin{cases} 2x \ln x - 2x^2 + x + 1 & (16\gamma^4)^{-1} < x < 1 \\ 0 & \text{otherwise} \end{cases} \quad (79)$$

By integrating $\mathcal{N}(\gamma)\nu'_o j'_{ic}(\nu')$ over the lepton distribution and over the incident synchrotron photon spectrum, one obtains the comoving-frame inverse-Compton luminosity, which is enhanced by a factor Γ to yield the lab-frame inverse-Compton luminosity. Then, the received inverse-Compton emission from pairs at frequency $\nu = \Gamma\nu'/(z+1)$ is

$$F_{ic}(\nu) = \frac{3(z+1)}{8\pi d_l^2} \sigma_e \Gamma \nu' \int d\gamma \mathcal{N}(\gamma) \int d\nu'_o \frac{F'_o(\nu'_o)}{(\gamma\nu'_o)^2} f_{ic}\left(\frac{\nu'}{4\gamma^2\nu'_o}\right) \quad (80)$$

The comoving-frame flux of incident photons $F'_o(\nu'_o)$ in a source of radius R is related to the received synchrotron flux at photon frequency $\nu_o = \Gamma\nu'_o/(z+1)$ through

$$F_{sy}(\nu_o) = \frac{z+1}{4\pi d_l^2} \Gamma (4\pi R^2) F'_o(\nu'_o) \quad (81)$$

Substituting in equation (80), and changing from comoving-frame to observer-frame photon frequencies, it follows that the received inverse-Compton flux can be calculated from the received synchrotron flux (equation 71):

$$F_{ic}(\nu) = \frac{3\sigma_e}{16\pi R^2} \nu \int \frac{d\gamma}{\gamma^2} \mathcal{N}(\gamma) \int \frac{d\nu_o}{\nu_o^2} F_{sy}^{(obs)}(\nu_o) f_{ic}\left(\frac{\nu}{4\gamma^2\nu_o}\right) \quad (82)$$

where $F_{sy}^{(obs)}$ is the self-absorbed synchrotron flux (equation 77), because synchrotron self-absorption reduces the flux of photons incident on a scattering lepton in the same way that it affects the received synchrotron flux.

An approximation that changes very little the spectrum of the inverse-Compton pair emission is that where photons of frequency ν result from the upscattering by a lepton of energy γ of *only* synchrotron photons of frequency $\nu_o = 3\nu/(4\gamma^2)$, which is motivated by that the average energy of an upscattered photon is $(4/3)\gamma^2\nu_o$. This is equivalent to approximating the inverse-Compton function with a δ -function

$$f_{ic}\left(\frac{\nu}{4\gamma^2\nu_o}\right) = \delta\left(\frac{3\nu}{4\gamma^2\nu_o} - 1\right) \quad (83)$$

Then, equation (82) becomes

$$\begin{aligned} F_{ic}(\nu) &= \frac{\sigma_e}{4\pi R^2} \int d\gamma \mathcal{N}(\gamma) \left[F_{sy}^{(obs)}\left(\frac{3\nu}{4\gamma^2}\right) \right] \quad (84) \\ &= \int d\tau_e \left[F_{sy}^{(obs)}\left(\frac{3\nu}{4\gamma^2}\right) \right] \end{aligned}$$

where $\tau_e = (\sigma_e N_l)/(4\pi R^2)$ is the pairs' optical-thickness to photon scattering. Equation (84) means that the inverse-Compton specific flux is the integral over the lepton distribution of the scattered synchrotron flux.

4. EMISSION FROM PAIRS FORMED IN THE SHOCKED FLUID

4.1. Approximate dependences

The most important parameters that determine the pair emission are those that set the number of pairs – the blast-wave initial Lorentz factor Γ_o and the afterglow high-energy fluence Φ – and the magnetic field – the nb product (equation 56). Less effective, but still relevant, are three other parameters that determine the number of pairs: the slopes α and β of the high-energy spectrum, and its break energy ε_b .

Equations (71) and (84) suggest the following dependences for the synchrotron and inverse-Compton flux from pairs:

$$F_{sy}(\nu) \propto B\Gamma N_{\pm}, \quad F_{ic}(\nu) \propto \frac{N_{\pm}}{R^2} F_{sy} \propto \frac{N_{\pm}^2}{R^2} B\Gamma \quad (85)$$

where $R \propto \Gamma^2 t$ (equation 6), $B \propto \sqrt{nb}\Gamma$ (equation 56), and $N_{\pm} \propto \Phi^2/(\Gamma^6 t^2)$ (equations 30 and 34). Equation (71) actually means that $F_{sy}(\nu) \propto N(>\gamma\nu)$, hence the use of N_{\pm} here is accurate only when the number of pairs above $\gamma\nu$ is a fixed fraction of the total number of pairs. That is satisfied only above the pair cooling-energy, where pairs produced during one cooling timescale reside. With the above substitutions, we find that

$$F_{sy}(\nu) \propto \frac{\Phi^2 (nb)^{1/2}}{\Gamma^4 t^2}, \quad F_{ic}(\nu) \propto \frac{\Phi^4 (nb)^{1/2}}{\Gamma^{14} t^6} \quad (86)$$

For a wind-like medium, where $n \propto R^{-2}$ and $\Gamma \propto t^{-1/4}$, we arrive at

$$F_{sy}(\nu) \propto \frac{\Phi^2 \sqrt{b}}{\Gamma^6 t^3} \propto \Phi^2 t^{-3/2}, \quad F_{ic}(\nu) \propto \frac{\Phi^4 \sqrt{b}}{\Gamma^{16} t^7} \propto \Phi^4 t^{-3} \quad (87)$$

This shows that the inverse-Compton flux has a very strong dependence on the high-energy afterglow fluence and a super-strong dependence on the Lorentz factor of the GeV afterglow, which suggest that inverse-Compton emission from pairs could be relevant (i.e could overshadow the synchrotron flux) only for the brightest LAT afterglows ($\Phi \sim 10^{-5} \text{ erg cm}^{-2}$) and for the slowest GeV sources in which pairs are still optically-thin ($\Gamma \gtrsim 130$ - equation 32).

4.2. Light-curves and spectra

The pair light-curves shown in Figure 4 illustrate the correlation of the pair flux with the observable LAT fluence Φ and the unknown source Lorentz factor Γ_o at the peak epoch t_o of the LAT light-curve. Those light-curves were obtained by integrating the synchrotron and inverse-Compton fluxes given in equations (71), (76), (77), and (82) (or 84), over the deceleration of a blast-wave interacting with a massive-star wind. Although $N_{\pm} \propto \Phi^2/(\Gamma_o^6 t_o^3)$ is satisfied by the numerical calculation of the pairs formed, the numerical pair fluxes display a weaker correlation with Φ and Γ_o (and also with t_o) than given in equation (87), which is due to the use of N_{\pm} in the derivation of that equation.

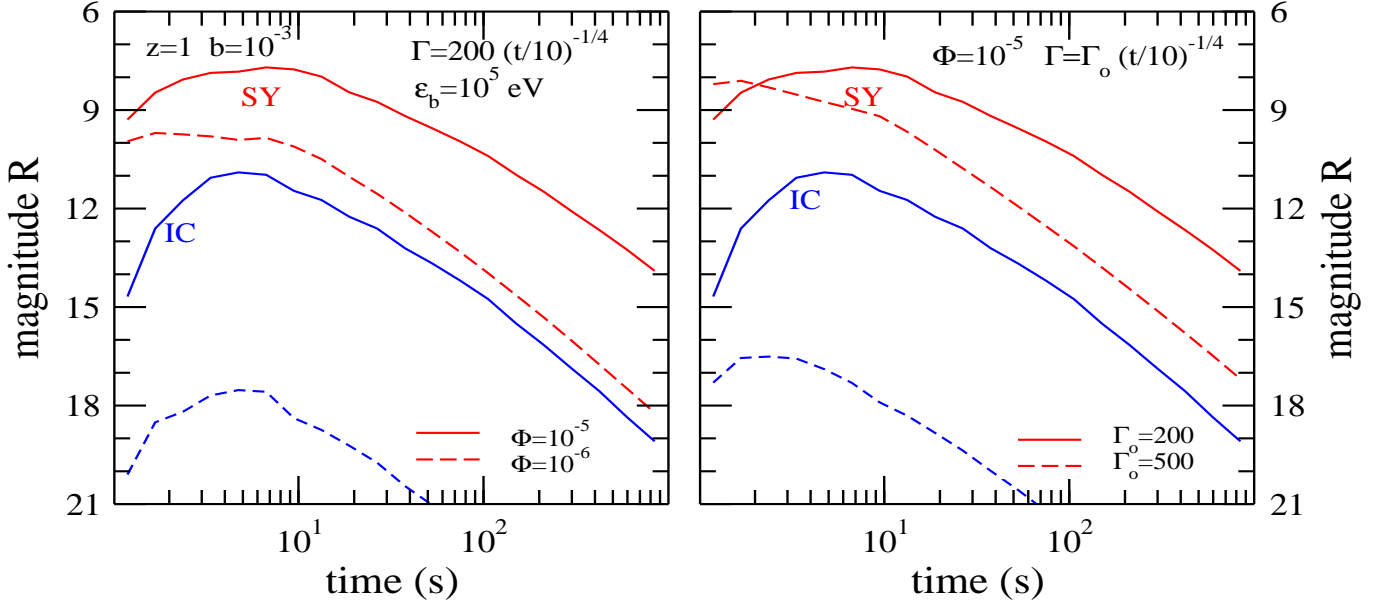


FIG. 4.— Dependence of pair emission on the fluence of the high-energy LAT afterglow fluence Φ (left panel) and on the GeV initial Lorentz factor Γ_o (right panel), with other parameters as indicated. Red lines are for synchrotron and blue lines for inverse-Compton.

Equations (30) and (34) show that the number of pairs is weakly dependent on the unknown break energy ε_b of the LAT spectrum (another model *parameter*), with more pairs being formed for a lower ε_b , because that increases the optical thickness to pair formation (equations 15 and 21). The brightness of the LAT high-energy spectral component at sub-MeV photon energies relative to that of the burst is the criterion for choosing the two prescriptions given in Figure 5 for the unknown break-energy: GRBs with a fast-decaying tail require that the ε_b of a bright LAT component remains above MeV for the duration of the tail, while bursts with a slowly-decaying tail allow lower ε_b (decreasing or not). As expected, a lower ε_b yields a brighter pair emission, and a decreasing ε_b leads to a slower decay of the pair light-curve. The latter behavior provides a criterion for identifying early optical afterglows produced by pairs: slowly-dimming pair afterglows (due to a decreasing ε_b) cannot follow fast-falling bursts (which are incompatible with a decreasing ε_b). However, fast-falling pair afterglows can follow either type of burst tail (fast or slowly decreasing).

4.3. Application to GRB 130427A

Figure 6 shows a fit to the super-bright optical flash of GRB 130427A (RQD2/Raptor - Vestrand et al 2014) with the synchrotron emission from internal pairs formed from the high-energy emission monitored by LAT (Fan et al 2013, Tam et al 2013, Ackermann et al 2014). Observations set the high-energy fluence Φ and the spectral slope β above the unknown break energy ε_b , which is a free model parameter. The initial Lorentz factor Γ_o of the high-energy photons source and the magnetic field parameter b in the shocked fluid are two other model parameters.

As indicated by equation (87), with the high-energy fluence Φ set by observations, the brightness of the optical flash of 130427A constrains the combination b/Γ_o^{12} . We find that $\Gamma_o < 300$ is required to match the brightness of the 130427A optical flash because, for higher Lorentz factors, the number of

pairs formed is too small, and the maximal optical flux from pairs, obtained for a magnetic field that brings the peak of the self-absorbed synchrotron spectrum in the optical, falls short of the peak brightness of GRB 130427A's optical counterpart.

The decay of the pair synchrotron optical light-curve depends primarily on the LAT light-curve $\Phi(t)$ and on the blast-wave deceleration $\Gamma(t)$. As those quantities are already set, the optical flash decay ($F_o \propto t^{-2}$) constrains the slope of the LAT spectral component below its ε_b break and the evolution of ε_b .

For $\alpha = 2/3$ (i.e. ε_b is the peak energy of a synchrotron or inverse-Compton spectrum without cooling), we find that $\varepsilon_b \propto t^{1/2}$ is required to match the optical light-curve decay at 10–100 s. This time-dependence is consistent with the behavior of the cooling-break of the synchrotron spectrum from the forward-shock (and for a wind-like medium), but $\alpha = 2/3$ is inconsistent with the expected value $\alpha = \beta - 1/2$ in that case.

For $\alpha = 3/2$ (when ε_b would be the injection peak of the sy/ic spectrum with electron cooling) or for $\alpha = \beta - 1/2 = 1.7$ (when ε_b would be the cooling-break of a sy/ic spectrum), we find that the optical flash decay requires $\varepsilon_b \propto t^2$, which is consistent with the evolution of the cooling-break of the inverse-Compton spectrum from the forward-shock (and for a wind-like medium).

Therefore, fits to the decay of the prompt optical emission of GRB 130427A with emission from internal-pairs sets constraints on the unmeasured peak energy ε_b of the LAT spectral component that do not elucidate its shock origin. Furthermore, numerical fits to the multiwavelength emission of this afterglow show comparable contributions to the LAT emission arising from both synchrotron reverse and forward shocks (Panaitescu et al 2013).

Figure 6 also shows that the X-ray emission from pairs and that LAT component contribution to the X-ray are below the fluxes measured by Swift, and that the formation of enough

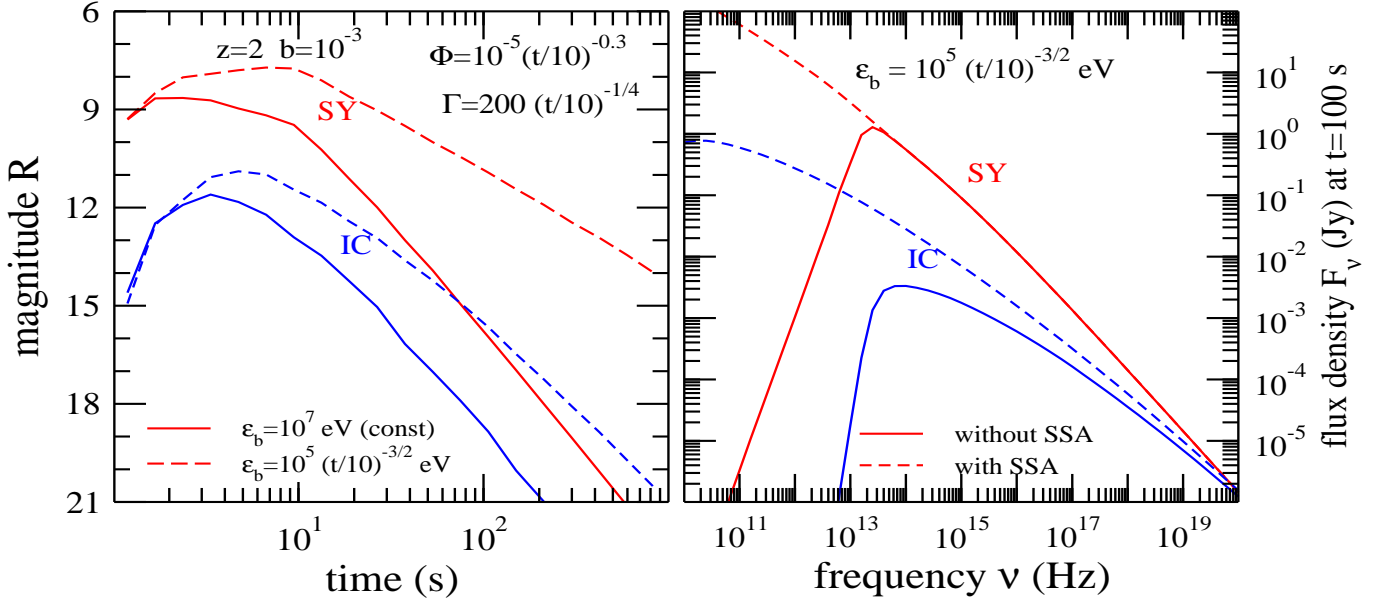


FIG. 5.— Left panel: optical light-curves from pairs formed in the shocked fluid, for the indicated parameters, and for the wind-like external medium given in equation (35). Solid lines are for a constant break-energy ε_b of the high-energy emission that forms pairs. The synchrotron flux (red line) exhibits a decay that is slightly steeper than estimated from equation (87), while the inverse-Compton flux (blue line) has a decay that is significantly slower. Dashed lines are for a decreasing ε_b , which yields a slower flux decay. Right panel: synchrotron and inverse-Compton spectra at $t = 100$ s, for a decreasing ε_b . Dotted lines show spectra without accounting for synchrotron self-absorption (SSA), solid lines are for absorbed spectra. Owing to the large magnetic field parameter b , the Compton parameter is below unity and the inverse-Compton emission is dimmer than synchrotron at all frequencies of interest. The synchrotron cooling break is slightly below the optical.

pairs to produce a bright optical flash does not entail a high attenuation of the LAT spectrum above 10 GeV. For the highest Lorentz factor Γ_o that allows a good fit to the optical flash, the intrinsic power-law spectrum above 10 GeV is attenuated by up to 50 percent at $t = 10$ s (when attenuation is maximal), which is not inconsistent with the detection by LAT of a 70 GeV photon at 18 s. However, Lorentz factors $\Gamma_o \lesssim 200$ are incompatible with that detection.

Although a good fit with the internal-pair emission for the optical flash of GRB 130427A is obtained, we do not propose this origin for the optical counterpart of GRB 130427A because modeling of the broadband (radio, optical, X-ray, and GeV) emission of this afterglow (Panaitescu, Vestrand & Woźniak 2013), from 100 s to tens of days, has shown that its wind-like ambient medium must be very tenuous, which leads to an initial Lorentz factor $\Gamma_o \simeq 750$ that is much higher than allowed by fitting the optical flash with internal-pairs emission ($\Gamma_o \lesssim 300$).

Synchrotron emission from *external* pairs formed ahead of the blast-wave from *burst MeV* photons scattered by the ambient medium and, then, accelerated by the forward-shock can also produce a bright optical flash ($R < 10$) lasting for 100 s, provided that the initial source Lorentz factor is $\Gamma_o \sim 200$ (figures 4 and 7 of Kumar & Panaitescu 2004). Vurm, Hascoet & Beloborodov (2014) have found that the optical flash of GRB 130427A can be explained with synchrotron emission from external pairs accelerated by the forward-shock if that shock's Lorentz factor is a low $\Gamma = 200$.

A similar model, but not investigated here, is the emission from the shock-accelerated *external* pairs formed from *afterglow MeV–TeV* photons ahead of the forward-shock. In one variant of that model – pair-formation from *unscattered* GeV photons – the number of pairs is strongly decreasing with the source Lorentz factor, therefore it requires a low $\Gamma_o \lesssim 300$ to

account for the optical flash of GRB 130427A. In the other variant – pair-formation from GeV photons *scattered* by the ambient medium (which decollimates photons sufficiently to lower significantly the pair-formation threshold-energy and enriches with pairs the medium ahead of the blast-wave) – the number of pairs should be less dependent on Γ_o . Owing to its similarity to the pair-wind formed from scattered burst MeV photons, this model may also require a low Γ_o to account for the optical flash of GRB 130427A.

If all pair-based models for this flash require low Lorentz factors (for the seed-photon source) that are incompatible with the afterglow Γ inferred from multiwavelength data modeling, the bright optical flash of GRB 130427A should be attributed to the reverse-shock (Mészáros & Rees 1997) that energizes some incoming ejecta in an initial injection episode, followed by a quiet period when the ejecta electrons cool radiatively and yield a fast-decaying flux, followed by a second, longer-lived injection episode, during which the reverse-shock produces the optical emission measured for the early (up to few ks) afterglow of GRB 130427A (as proposed by Vestrand et al 2014).

5. CONCLUSIONS

In GRB afterglows, test photons of lab-frame energy above ~ 10 MeV form pairs in interactions with target photons that are above the threshold for pair-formation. The number of pairs depends moderately on the unknown break-energy ε_b of the high-energy component (LAT measures only photons above ε_b), strongly on the afterglow GeV output (which is the observable LAT fluence Φ), and very strongly on the Lorentz factor Γ of the GeV source.

Below the radiative cooling break, the brightness of the synchrotron emission from (internal) pairs, formed in the shocked fluid (between the reverse and forward shocks), depends on

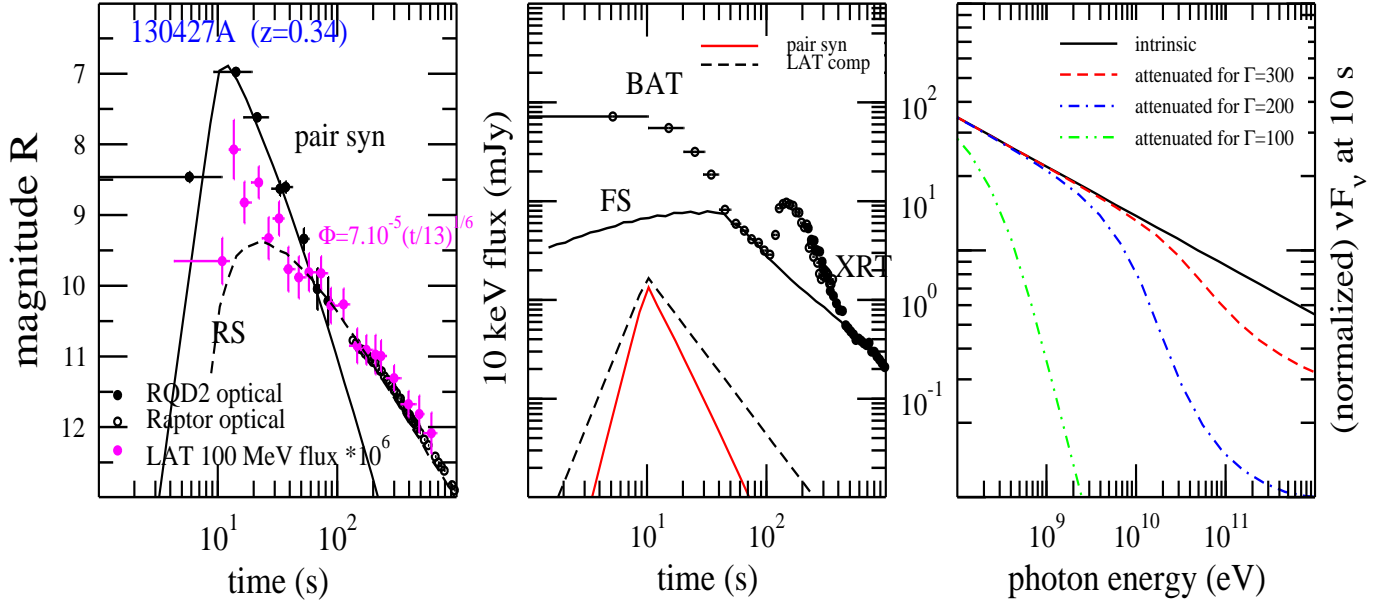


FIG. 6.— Left panel: early optical and GeV emission for GRB 130427A and a fit to the optical flash (up to 100 s) with synchrotron emission from internal pairs formed in the shocked fluid. LAT fluence (model input) after the $t_o = 10$ s peak is indicated; LAT spectral slope is $\beta = 2.2$ (Tam et al 2013). Model parameters are: source Lorentz factor before LAT peak $\Gamma_o = 300$, break-energy of the LAT spectrum $\varepsilon_b = 500 (t/t_o)^{1/2}$ keV, magnetic field parameter $b = 10^{-3}$. The burst ambient medium is that of equation (35), which sets the source dynamics: $\Gamma(t) = \Gamma_o(t/t_o)^{-1/4}$. After 100 s, the optical emission is well-fit by the reverse-shock emission (Panaitescu et al 2013). Mid panel: for the parameters of the optical flash fit, the pair emission is dimmer than the early X-ray emission of this burst, monitored by Swift’s BAT and XRT. The 10 keV emission from the LAT component with an assumed low-energy slope $\alpha = 2/3$ below ε_b is also shown. Part of the burst tail and early X-ray afterglow can be explained with the forward-shock emission. Right panel: photon-photon attenuated spectra (dashed lines) at the LAT peak light-curve epoch, when attenuation is maximal, for the measured LAT spectrum (solid line) and various initial Γ_o . For $\Gamma_o = 300$, a moderate absorption occurs above 10 GeV, corresponding to a flux reduction of at most 50 percent. For smaller Γ_o , attenuation is stronger.

their number (set by one observable – Φ – and two model parameters – Γ and ε_b) and on the strength of the magnetic field between shocks (a third model parameter). For an intermediate/low Γ , pairs produce bright optical early afterglows even for a magnetic field that is several orders of magnitude below equipartition. In fact, strong magnetic fields do not warrant a much brighter optical emission because an enhanced radiative cooling reduces the number of pairs of sufficiently high energy to radiate synchrotron emission in the optical.

The correlation between the number of pairs and the attenuation of the LAT spectrum, induced by the dependence of these two features on Γ , provides a way to identify optical counterparts that originate from internal pairs (formed in the GeV source). For the most relativistic afterglows ($\Gamma \gtrsim 500$), the internal-pairs emission should be dim and the LAT spectrum

should be an unattenuated power-law, both because few pairs are formed. $300 \lesssim \Gamma \lesssim 500$ yields a moderately bright optical flash and no detectable attenuation of the LAT spectrum. For the less relativistic afterglows ($100 \lesssim \Gamma \lesssim 200$), when many pairs are formed, there should be a bright optical emission from pairs, accompanied by a significant attenuation of the LAT spectrum above 1 GeV.

An additional criterion for identifying optical counterparts from internal-pairs emission arises from that GRBs with fast-decaying tails require a peak energy $\varepsilon_b \gtrsim 10$ MeV of the LAT spectrum, which yields dimmer and faster-decaying optical emission from pairs. Slowly-decaying GRB tails do not exclude bright optical flash from pairs, hence there should be some correlation between the speed of the GRB tail decay and the brightness of the pair optical flash.

REFERENCES

- Abdo A. et al, 2009, *Science* 323, 1688
 Ackermann M. et al, 2013, *ApJS* 209, 11
 Ackermann M. et al, 2014, *Science* 343, 42
 Beloborodov A., 2002, *ApJ* 565, 808
 O’Brien P. et al, 2006, *ApJ* 647, 1213
 Kumar P., Panaitescu A., 2004, *MNRAS* 354, 252
 Mészáros P., Rees M., 1997, *ApJ* 476, 232
 Panaitescu A., Vestrand T., Wozniak P., 2013, *MNRAS* 436, 3106
 Panaitescu A., Vestrand T., Wozniak P., 2014, *ApJ* 788, 70
 Panaitescu A., Vestrand T., 2014, *ApJ* 793, 104
 Rybicki G., Lightman A., *Radiative Processes in Astrophysics*, 1979, J. Wiley & Sons: New York
 Tam P. et al, 2013, *ApJ* 771, L13
 Vestrand T. et al, 2014, *Science* 343, 38
 Vurm I., Hascoet R., Beloborodov A., 2014, *ApJ* 789, L37