

Composite structure of vortices in two-component Bose-Einstein condensate

Anatoly P. Ivashin^{*}, Yuri M. Poluektov[†]

National Science Center “Kharkiv Institute of Physics and Technology”
Akademichna Str., 1, Kharkov, 61108, Ukraine

Abstract

In contrast to one-component Bose-Einstein condensate case, the vortices in two-component condensate can have various complicated structures. The vortices in a space-homogeneous Bose-Einstein condensate have been studied in this paper. It is shown that the vortex structure is described by three dimensionless parameters. This is totally different from the usual one-component condensate case, where an isolated vortex is described by a parameter-less dimensionless equation. The two-component vortex structure strongly depends on the sign of “interaction” constant of the components. A few types of vortices with different qualitative structure are explored. We show that the super-density vortices can exist, when the “interaction” constant is positive. The super-density vortices have the near-axis density greater than the equilibrium density of a homogeneous space Bose-Einstein condensate. We also show that the vortices with opposite direction of the condensate component rotation near the axis and far off the axis can exist.

PACS: 67.85.Fg

Key words: Bose Einstein multi-component condensate, Gross-Pitaevskii equations, quantum vortex.

In [1, 2] the quantized vortex filament in a weakly nonideal Bose gas was investigated. The structure of the vortex is on the axis of the vortex the following density of a Bose-Einstein condensate (BEC) vanishes and increases monotonically to the equilibrium value of the density of a spatially homogeneous system at infinity. The characteristic distance over which the density varies near the vortex axis is determined by the correlation length, which depends on the mass of the particle, the equilibrium density and interparticle interaction constant. The correlation length determines the size of the vortex core. The equation describing the vortex in a single-component

^{*}ivashin@kipt.kharkiv.ua

[†]yuripoluektov@kipt.kharkov.ua

system, if it is written in dimensionless form, is universal and does not contain any parameters, characterizing the system [3]. Consequently, the structure of the vortices in all single-component systems is the same. The influence of nonlocal effects on the vortex structure was seen in [4].

Creating a BEC in atomic gases of alkaline elements contained in magnetic or laser traps [5, 6, 7, 8], led to experimental study of the vortices in spatially inhomogeneous conditions [9, 10, 11, 12, 13]. Were examined not only single-component systems, but has been implemented the ability to create condensates mixture of two or more types of particles and vortex states in these more complex systems [11, 12, 13]. Although the two-component BEC in trap with vortices have been studied theoretically [7, 8, 14, 15, 16, 17, 18, 19], a detailed analysis of the structure of the vortex in such systems, depending on the characteristics of the environment, as we know, is absent for the spatially homogeneous case.

In this paper we study the structure of vortices in the spatially homogeneous Bose-Einstein condensate of two kinds of particles with different masses. It is shown that in this two-component case a structure of the vortex depends on the three-dimensional parameters characterizing the system. Changes in the density of each component, the total density and mass flux density as a function of distance from the axis of the vortex is determined by the values of these parameters. Attention is drawn that the considered system differs significantly from the one-component case where the vortex is described by a universal nonlinear equation in dimensionless form which does not contain the characteristics of the system [1, 2, 3]. Some possible qualitatively different vortex structure with different sets of parameters characterizing the two-component condensate is explored. It is shown that the structure of the vortex depends on the sign of “interaction” component constant. In particular, the existence of a sort of “super-density vortices” is possible in case with positive value of the coupling constant. In such vortices total density near the axis may exceed the equilibrium density spatially homogeneous condensate. This is impossible in single-component case. It is also shown that there are vortices in which the condensate near the axis and at large distances from the axis of the vortex is rotated in opposite directions.

In the first section of the paper the system of the Gross-Pitaevskii (GP) equations for a two-component BEC is presented in dimensionless symmetrical form. The system contains five dimensionless parameters, among them only three parameters are independent. In the second section the GP equations for macroscopic wave functions absolute values are written in the cylindrical coordinate system in the presence of vortex motion with two quantized circulation. In the third section we investigate the asymptotics of solutions at large distances from the vortex axis. It is shown that the solution of the equations may tend to its asymptotic value from above and below, thus under certain conditions the total number density near the axis of the vortex can be greater than the equilibrium density at infinity. Some qualitatively different vortex structures are numerically studied in the fourth section. We consider the cases when the circulation is different from zero in one of the components, or in both of them. In the fifth section we analyze the distribution of the mass flow density in the vortex filaments.

1 Gross-Pitaevskii equation for two-component system

Bose Einstein condensate, consisting of two particle species with mass m_1, m_2 and densities n_1, n_2 is described by stationary Gross-Pitaevskii equations for macroscopic wave functions

$$-\frac{\hbar^2}{2m_1}\Delta\Phi_1(\mathbf{r}) + g_{11}\Phi_1(\mathbf{r})|\Phi_1(\mathbf{r})|^2 + g_{12}\Phi_1(\mathbf{r})|\Phi_2(\mathbf{r})|^2 = \mu_1\Phi_1(\mathbf{r}), \quad (1)$$

$$-\frac{\hbar^2}{2m_2}\Delta\Phi_2(\mathbf{r}) + g_{22}\Phi_2(\mathbf{r})|\Phi_2(\mathbf{r})|^2 + g_{21}\Phi_2(\mathbf{r})|\Phi_1(\mathbf{r})|^2 = \mu_2\Phi_2(\mathbf{r}). \quad (2)$$

The particle number for each species is defined by relation

$$N_i = \int |\Phi_i(\mathbf{r})|^2 d\mathbf{r}, \quad (i = 1, 2). \quad (3)$$

We use the index i for denoting particle species and condensate components. Complex functions can be represented through the absolute values ρ_i and phases χ_i , writing them in the form of $\Phi_i(\mathbf{r}) = \rho_i(\mathbf{r}) \exp[i\chi_i(\mathbf{r})]$. Then the particle number density $n_i(\mathbf{r})$ and the particle velocity $\mathbf{v}_i(\mathbf{r})$ are defined by the absolute value and the phase of complex function

$$n_i(\mathbf{r}) = \rho_i^2(\mathbf{r}), \quad \mathbf{v}_i(\mathbf{r}) = \frac{\hbar}{m_i} \nabla \chi_i(\mathbf{r}). \quad (4)$$

In homogeneous state the chemical potentials μ_1, μ_2 are

$$\mu_1 = g_{11}n_{10} + g_{12}n_{20}, \quad \mu_2 = g_{22}n_{20} + g_{21}n_{10}. \quad (5)$$

We assume that the stability condition for homogeneously system is satisfied [7, 8]

$$g_{11} > 0, \quad g_{22} > 0, \quad g_{11}g_{22} - g_{12}^2 > 0. \quad (6)$$

We use the dimensionless functions for convenience: $\psi_1 = \Phi_1/\sqrt{n_{10}}, \psi_2 = \Phi_2/\sqrt{n_{20}}$. The healing lengths for the first and the second condensates are as follows

$$\xi_1 \equiv \frac{\hbar}{\sqrt{2m_1g_{11}n_{10}}}, \quad \xi_2 \equiv \frac{\hbar}{\sqrt{2m_2g_{22}n_{20}}}. \quad (7)$$

Define effective healing length $\xi = \sqrt{\xi_1^2 + \xi_2^2}$. Then the dimensionless coordinates will be $\tilde{\mathbf{r}} = \mathbf{r}/\xi$ and $\Delta = \xi^{-2}\tilde{\Delta}$. Hereafter the tilde symbol will be omitted. Dimensionless form of equations (1) and (2) reads

$$\begin{aligned} -\Delta\psi_1(\mathbf{r}) + A_1(|\psi_1(\mathbf{r})|^2 - 1)\psi_1(\mathbf{r}) + uB_1(|\psi_2(\mathbf{r})|^2 - 1)\psi_1(\mathbf{r}) &= 0, \\ -\Delta\psi_2(\mathbf{r}) + A_2(|\psi_2(\mathbf{r})|^2 - 1)\psi_2(\mathbf{r}) + uB_2(|\psi_1(\mathbf{r})|^2 - 1)\psi_2(\mathbf{r}) &= 0. \end{aligned} \quad (8)$$

The system of equations (8) has a symmetric form. It has five dimensionless coefficients: A_1, A_2, B_1, B_2 and $u \equiv g_{12}/\sqrt{g_{11}g_{22}}$. Coefficients A_i, B_i are not independent. They are expressed by two

dimensionless positive parameters, one of them is defined by ratio of healing lengths $\zeta^2 \equiv (\xi_2/\xi_1)^2$, and the second of them is defined by ratio of densities and interaction constants in each component $\eta \equiv (n_{20}/n_{10}) \sqrt{g_{22}/g_{11}}$. Thus the solution of the system of equations (1) and (2) depend on the following three independent dimensionless parameters

$$\zeta^2 \equiv \left(\frac{\xi_2}{\xi_1} \right)^2, \quad \eta \equiv \frac{n_{20}}{n_{10}} \sqrt{\frac{g_{22}}{g_{11}}}, \quad u = \frac{g_{12}}{\sqrt{g_{11}g_{22}}}. \quad (9)$$

The first two parameters in (9) are positive but the third parameter satisfies inequality $u^2 < 1$. The coefficients in (8) are expressed through parameters (9):

$$\begin{aligned} A_1 &\equiv 1 + \zeta^2, & A_2 &\equiv 1 + \zeta^{-2}, \\ B_1 &\equiv A_1\eta, & B_2 &\equiv A_2\eta^{-1}. \end{aligned} \quad (10)$$

In single component case the dimensionless GP equation has not the parameters of medium and thus it is the universal equation. In two component condensate the coefficients of system are defined by three dimensionless independent parameters (9). The vortex has different structure depending on the values of this coefficients.

2 Gross-Pitaevskii equation for vortex

We seek for solution of the set of equations (8) with the symmetry about the axis of z in the form $\psi_i(r, \varphi) = f_i(r) \exp[i\chi_i(\varphi)]$, where r, φ are the cylindrical coordinates.

In this case the velocities of the components have the form

$$\mathbf{v}_i = \frac{\hbar}{m_i r} \frac{d\chi_i(\varphi)}{d\varphi} \mathbf{e}_\varphi, \quad (11)$$

where \mathbf{e}_φ is the unit vector tangent to the circle with center on the z -axis.

The set of equations for functions $f_i(r)$ from (8) are:

$$-\frac{d^2 f_1}{dr^2} - \frac{1}{r} \frac{df_1}{dr} + \frac{l_1^2}{r^2} f_1 + A_1(f_1^2 - 1)f_1 + uB_1(f_2^2 - 1)f_1 = 0, \quad (12)$$

$$-\frac{d^2 f_2}{dr^2} - \frac{1}{r} \frac{df_2}{dr} + \frac{l_2^2}{r^2} f_2 + A_2(f_2^2 - 1)f_2 + uB_2(f_1^2 - 1)f_2 = 0. \quad (13)$$

We will study the solutions of this equations with the following boundary conditions: if $l_i^2 \geq 1$ we take $f_i(0) = 0$ and $f_i(\infty) = 1$, when $l_i = 0$ we take $df_i/dr(0) = 0$ and $f_i(\infty) = 1$.

The total density of the particle number in the vortex is

$$n(r) = n_{10}f_1^2(r) + n_{20}f_2^2(r). \quad (14)$$

The total particle number density is equal to the equilibrium density away from the axis of the vortex $n(\infty) \equiv n_0 = n_{10} + n_{20}$.

We take the phase of macroscopic wavefunction in the form $\chi_i(\varphi) = l_i\varphi$, where $l_i = 0, \pm 1, \pm 2, \dots$. The sign of l_i determines the direction of vortex rotation. In a two-component system the vortex motion in each component has its own quantized circulation:

$$\Gamma_i \equiv \oint \mathbf{v}_i \cdot d\mathbf{l} = \frac{2\pi\hbar l_i}{m_i}. \quad (15)$$

An interesting feature of a two-component condensate is the possibility of vortex existence in one component, while the other component remains irrotational with the circulation equal to zero. In this case $l_1 = \pm 1$ and $l_2 = 0$, or $l_1 = 0$ and $l_2 = \pm 1$.

Another significant feature is manifested in the rotatable component in opposite directions. In particular, $l_1 = +1$ and $l_2 = -1$ corresponds to this case. Mass flow density in the vortex filament of two-component condensate is defined by the relation

$$\mathbf{J} = \frac{\hbar}{r} [l_1 n_{10} f_1^2(r) + l_2 n_{20} f_2^2(r)] \mathbf{e}_\varphi \equiv J_\phi(r) \mathbf{e}_\varphi. \quad (16)$$

With this in mind, the angular momentum of the vortex $\mathbf{L} = \int [\mathbf{r} \times \mathbf{J}] d\mathbf{r}$ in a two-component BEC is given by

$$\mathbf{L} = \hbar (l_1 N_1 + l_2 N_2) \mathbf{e}_z, \quad (17)$$

where \mathbf{e}_z is a unit vector along the axis of the vortex, and $N_i = 2\pi n_{i0} L_v \int_0^\infty f_i^2(r) r dr$ is the total density of particles of species i , L_v is the length of the vortex. Note that the density distribution of the component does not depend on the sign of circulation, but the angular momentum (17), of course, depends on it. If the rotation of component is the opposite, and the condition $l_1 n_{10} + l_2 n_{20} = 0$ is satisfied, the total angular momentum of the vortex vanishes.

3 Asymptotic solutions of equations for vortex

We consider the asymptotic behavior of solutions of (12),(13). The solutions of this equations have the following form at large distances $r \gg 1$: $f_i \approx 1 + a_i/r^2$ where

$$a_1 = -\frac{(l_1^2 A_2 - u\eta l_2^2 A_1)}{2A_1 A_2 (1 - u^2)}, \quad a_2 = -\frac{(l_2^2 A_1 - u\eta^{-1} l_1^2 A_2)}{2A_1 A_2 (1 - u^2)}. \quad (18)$$

The denominator in these formulas is always positive and the numerator can have different signs. Depending on the sign of the parameter a_i , the absolute value of macroscopic wave function may approach to its equilibrium value (unity) at infinity from above or from below. Obviously, if $u < 0$, then both parameters a_i are negative. If $u > 0$, then it is possible that one of these parameters is positive, and the other parameter is negative. Suppose $l_1^2 > 0$, $l_2^2 > 0$. Then, for $u > 0$ the following cases can be implemented:

- 1) if $A_2/A_1 < u\eta (l_2^2/l_1^2)$, then $a_1 > 0$, $a_2 < 0$,
- 2) if $u\eta (l_2^2/l_1^2) < A_2/A_1 < u^{-1}\eta (l_2^2/l_1^2)$, then $a_1 < 0$, $a_2 < 0$,
- 3) if $A_2/A_1 > u^{-1}\eta (l_2^2/l_1^2)$, then $a_1 < 0$, $a_2 > 0$.

If circulation is absent in one of the components, for example, in the second component

$$l_2 = 0, \text{ then } a_1 = -l_1^2 A_2 / 2A_1 A_2 (1 - u^2), \quad a_2 = u\eta^{-1} l_1^2 A_2 / 2A_1 A_2 (1 - u^2).$$

In this case $a_1 < 0$ and the sign of a_2 can be either positive or negative, and coincides with the sign of the constant of the interaction between the components $u = g_{12} / \sqrt{g_{11}g_{22}}$.

According to (14) and (18) the behavior of the total density at large distances defined by the formula

$$\frac{n(r)}{n_0} = 1 + \frac{2a_D}{n_0 r^2}, \quad (19)$$

where

$$a_D = a_1 n_{10} + a_2 n_{20} = -\frac{[(n_{10} l_1^2 A_2 + n_{20} l_2^2 A_1) - u(n_{10} \eta l_2^2 A_1 + n_{20} \eta^{-1} l_1^2 A_2)]}{2A_1 A_2 (1 - u^2)}. \quad (20)$$

We introduce the notation

$$u_* = \frac{(n_{10} l_1^2 A_2 + n_{20} l_2^2 A_1)}{(n_{20} \eta^{-1} l_1^2 A_2 + n_{10} \eta l_2^2 A_1)}. \quad (21)$$

When $u = u_*$ the parameter a_D (20) is equal to zero. In case of positive parameter $u_* > 1$, for any admissible values of u we have $a_D < 0$ and, therefore, the total density tends to its equilibrium value at infinity from below. An interesting possibility arises if $u_* < 1$. It is possible to have $u > u_*$ and $a_D > 0$ in this case. This means that the total density approaches its equilibrium value at infinity from above, i.e. density near the vortex axis is greater than the equilibrium density at infinity. We emphasize that the possibility of the existence of such ‘‘vortices with super-density’’ near the axis is a feature of the multicomponent condensation. When the circulation in the second component is absent ($l_2 = 0$), a_D has the simple form

$$a_D = \frac{l_1^2 (n_{10} - u\eta^{-1} n_{20})}{2A_1 (1 - u^2)}. \quad (22)$$

Coefficient (22) is positive if the condition $n_{10} > u\eta^{-1} n_{20}$ is satisfied. This condition is equivalent to $g_{22} > g_{12}$ in accordance with (9). In this case, the total density near the vortex axis is greater than the equilibrium value of the density at infinity.

4 The vortex structure on the different signs of the inter-component interaction constant

We investigate numerically the structure of the vortex at different sign and magnitude of the parameter u , which determines the ‘‘interaction’’ of BEC component. Consider first the case when the vortex motion in the second component is missing, so the $l_2 = 0$. Put in numerical calculations that $\zeta = \eta = 1$, thus, $A_1 = A_2 = B_1 = B_2 = 2$, and $u_* = n_{10}/n_{20}$ (21). Inter-component interaction parameter can vary in the range $-1 < u < 1$.

Numerical solutions of the equations (12), (13) and the behavior of the total density as a function of distance from the vortex axis at $u = -0.7$, $u = -0.98$, $u = 0.9$ and $u = 0.6666$ are shown in Figures 1 and 2. In the plots we follow the notation with dimensionless r . The case $u = -0.7$ is shown in Figure 1a. The macroscopic wave-function absolute value for component with circulation vanishes on the axis. In component, where there is no circulation, it takes a finite value less than unity. The wave functions of the two components and the relative total density increases monotonically with distance, approaching the equilibrium values. The total density on the vortex axis, in contrast to the usual single-component BEC vortex, does not vanish.

Figure 1b shows a similar dependence at $u = -0.98$. In this case, we are near the stability limit of the system (see (6)). We see that the qualitative behavior of the total density is the same as that of the single-component condensate, but the value of the total density on the axis of the vortex is nonzero.

Figure 2a shows graphs at $u = 0.9$, $u_* = 2/3$ and $u_* = 1$. In the case $u_* = 2/3$, in contrast to the previous case, the magnitude of the wave function components without circulation on the vortex axis is greater than its value at infinity, and it decreases monotonically with increasing distance, approaching unity from above. Absolute value of the wave function components with vortex motion increases monotonically with distance from zero to the equilibrium value.

The behavior of the total density in this case may be different: if $u > u_*$ it decreases monotonically from a value greater than the equilibrium value (upper solid curve in Fig. 2a), and at $u < u_*$ density increases monotonically from the smaller unit on the axis (the lower solid curve in Figure 2a).

Some interesting features in the structure of vortices in two-component condensate are found for certain relations between the parameters u and u_* . The case $u = 0.6666$, $u_* = 0.5625$ is shown in Figure 2b. Here the total density remains almost unperturbed, though the circulation is present in the system.

The numerically obtained vortex solutions with finite density on the axis and vortex solution in which the density on the axis greater than the equilibrium are qualitatively different from the usual vortices in one-component BEC. Numerical calculations for a smaller absolute value of constant interaction $|u|$ show that the qualitative behavior of solutions of the equation GP and the total density does not change in this case. When the interaction between the components is reduced, the distribution of the wave function in the irrotational component becomes more uniform, approaching the uniform distribution of $f_2 = 1$.

Consider the case, where two circulations are associated with a vortex, $l_1^2 = l_2^2 = 1$. Here, as above, we believe that $\zeta = 1$, parameter η can have any positive value. Thus, $A_1 = A_2 = 2$, $B_1 = 2\eta$, $B_2 = 2\eta^{-1}$. Inter-component interaction parameter can vary in the range $-1 < u < 1$. Here, as in the above case, there may be situations when the density of the components approach their equilibrium values at infinity from below and from above, depending on the sign of constant a_i (18). The following cases are possible:

- 1) if $u > \eta$ we have $a_1 < 0$, $a_2 > 0$;
- 2) if $\eta > 1/u$ we have $a_1 > 0$, $a_2 < 0$;
- 3) if $u < \eta < 1/u$ we have $a_1 < 0$, $a_2 < 0$.

Figure 3 shows the dependence of the solutions of the GP equations at the parameters, when one

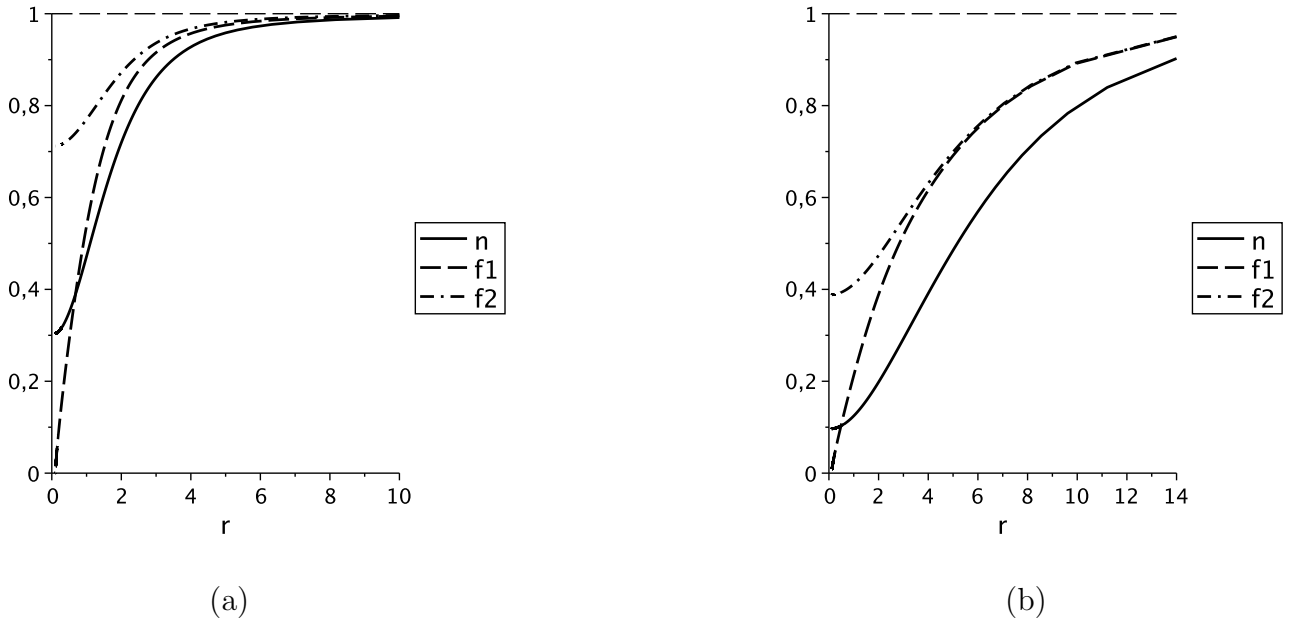


Figure 1: The solutions of GP equations for $f_1(r)$, $f_2(r)$ and for total density $n(r)$ in the case $l_1^2 = 1, l_2 = 0, u_* = n_{10}/n_{20} = 2/3$: a) $u = -0.7$; b) $u = -0.98$.

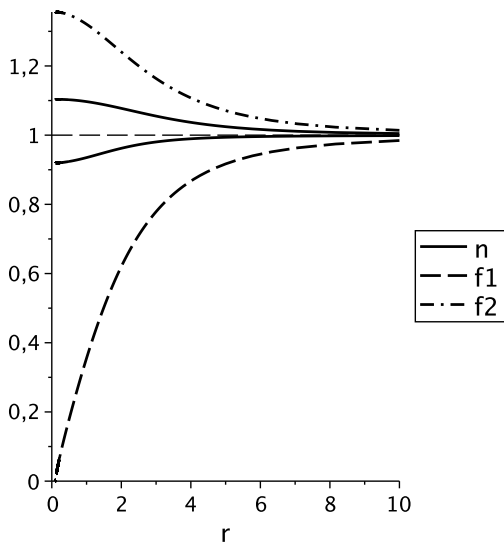
of the solutions tend to the value at infinity from below, and the other solution tends from above. If the parameter u is less than the critical value of u_* (21) (Fig. 3a), the total density increases monotonically with increasing distance from the axis.

If $u > u_*$, then the vortex structure is realized in a qualitatively different manner from the structure of the vortex in the one-component case (Fig. 3b). The density increases from zero on the axis to a maximum value that exceeds the density at infinity and then monotonically decreases with the distance to equilibrium density. In this case vortex has the form of tube nearly empty within and limited by solid wall.

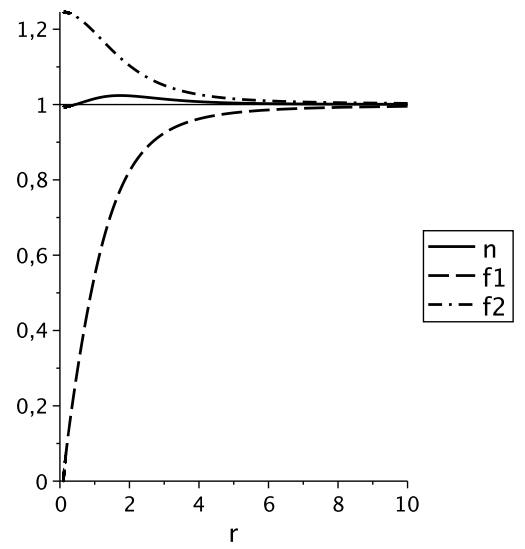
Thus, it is shown that there may be two types of “super-density vortices”. In one case, the density on the axis of the vortex exceeds the equilibrium density and decreases monotonically with distance (the upper solid curve in Figure 2a). In another case, having a density equal to zero at the axis, the density reaches the maximum value, greater than the equilibrium density, at a certain distance of the order of the correlation length (Fig. 3b).

5 Vortex mass flux density

It is interesting to consider how the mass flux density varies with distance from the vortex axis. The mass flux density is defined by the formula (16), which is conveniently written in dimensionless form



(a)



(b)

Figure 2: The solutions of GP equations for $f_1(r)$, $f_2(r)$ and for total density $n(r)$ in the case $l_1^2 = 1, l_2 = 0$: a) $u = 0.9$; b) $u = 0.6666$. The upper solid curve in Figure (a) shows the behavior of the total density n if $u_* = n_{10}/n_{20} = 2/3 < 0.9$. The lower curve corresponds to the parameters $u_* = n_{10}/n_{20} = 1 > 0.9$. The Figure (b) shows the same function for parameters: $u = 0.6666$, $u_* = 0.5625$.

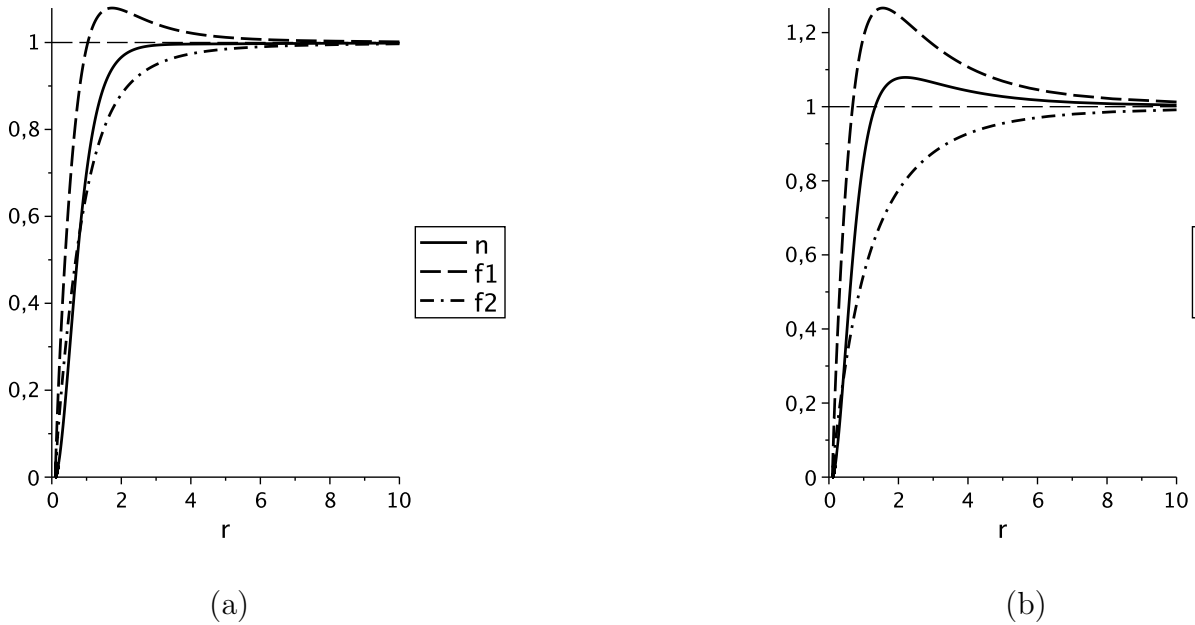


Figure 3: The solutions of GP equations for $f_1(r)$, $f_2(r)$ and for the total density $n(r)$ if $l_1^2 = l_2^2 = 1$: a) $u = 0.7$, b) $u = 0.9$ ($\zeta = 1$, $\eta = 2$, $u_* = 0.8$, $n_{10} = n_{20}$).

$$\frac{J_\phi(r)}{J_{\phi 0}} = \frac{1}{r} \left[l_1 \frac{n_{10}}{n_0} f_1^2(r) + l_2 \frac{n_{20}}{n_0} f_2^2(r) \right], \quad (23)$$

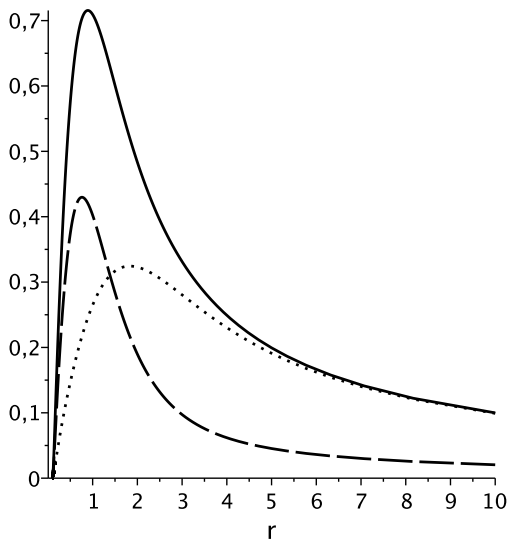
where $J_{\phi 0} = \hbar n_0 / \xi$. In the case $r \ll 1$ $l_1^2 \neq 0$, $l_2^2 \neq 0$ the solution of equations (12), (13) vanish under the law $f_1 \approx C_1 r$, $f_2 \approx C_2 r$. Finding the expression for the mass flux density at small and large distances using the condition that $r \gg 1$ we have $f_1 \approx f_2 \approx 1$:

$$\frac{J_\phi(r)}{J_{\phi 0}} \approx \gamma_0 r, \quad (r \ll 1); \quad \frac{J_\phi(r)}{J_{\phi 0}} \approx \frac{\gamma_\infty}{r}, \quad (r \gg 1). \quad (24)$$

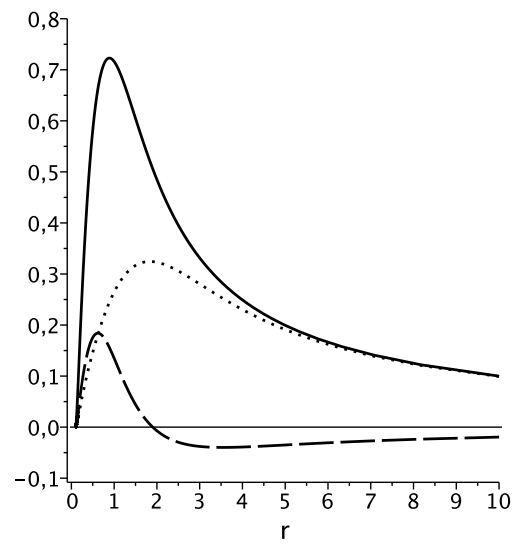
Direction of rotation near the vortex axis and at large distances are determined by the signs of the coefficients

$$\gamma_0 \equiv l_1 \frac{n_{10}}{n_0} C_1^2 + l_2 \frac{n_{20}}{n_0} C_2^2, \quad \gamma_\infty \equiv l_1 \frac{n_{10}}{n_0} + l_2 \frac{n_{20}}{n_0}. \quad (25)$$

The coefficients C_1 , C_2 can not be calculated analytically, but the numerical calculations show that the coefficients (25) may have different signs, when the signs of l_1 and l_2 are opposite. This means that in this case the condensate in the vortex near the axis and at large distances is rotated in opposite directions. Figure 4 shows the dependence of the mass flow density in the vortex of the distance from its axis. The solid curve corresponds to the case when the signs l_1 and l_2 are the same ($l_1^2 = l_2^2 = 1$). In this case, the distribution of the mass flow is not qualitatively different from the distribution in one-component BEC (dotted curve).



(a)



(b)

Figure 4: Full mass flux density as a function of distance from the vortex axis. The ordinate value is $J_\phi(r)/J_{\phi 0}$, where $J_{\phi 0} = \hbar n_0/\xi$. The solid curves correspond to the same sign l_1 and l_2 , and the dashed curves correspond to the different sign. Figure (a) shows a case of the same direction of vortex rotation. Figure (b) shows the case of the direction change of vortex rotation. The dotted curve refers to the usual one-component case.

The most interesting case is, when the signs l_1 and l_2 are opposite. Dependence of the mass flow density in the vortex on the distance from the axis is shown by dashed lines in this case. The dependence on Figure 4a is calculated for a set of parameters: $n_{10}/n_{20} = 3/2$, $\zeta = \sqrt{3/2}$, $\eta = 4/3$, $u = 0.7$. The rotation of the condensate at any distance from the axis occurs in the same direction in this case. When parameter set is $n_{10}/n_{20} = 2/3$, $\zeta = \sqrt{2/3}$, $\eta = 3$, $u = 0.7$ the situation with the condensate rotation near the vortex axis and at large distances in opposite directions is realized (Figure 4b).

Note that some of the effects of quantized vortices with opposite rotation in the two-component condensates in atomic gases have also been studied in a recent paper [20].

6 Conclusion

In the one-component BEC the vortex structure is universal and does not depend on the characteristics of the medium. There is a kind of a law of corresponding states, consisting in the fact that the equation for vortex, written in dimensionless form does not contain any parameters characterizing the system. This does not hold for the condensates, consisting from particles of different species. In particular, a two-component condensate vortices are characterized by three independent dimensionless parameters and, depending on the ratio between them, may have a different structure.

Some possible vortex structure bearing one and two quantized circulations in the two component BEC are discussed in this paper. Numerical solutions of GP equations are shown at different parameters. It is shown that the density distribution in the vortex depends on the sign of the parameter describing the interaction between the components. For positive parameter, there are solutions with density near the vortex axis greater than the equilibrium density at infinity (“super-density vortices”). If the vortex has one quantum circulation, its density on the axis can reach a maximum value exceeding the equilibrium density. For vortices with two quantized circulations the density on the axis is zero and the maximum density that exceeds the equilibrium value is achieved at a distance from the axis of the correlation length order.

Another interesting feature of the vortices discussed in this paper is the ability to change the direction of rotation within the vortex. It is shown that vortices with opposite direction of rotation near the vortex axis and away from it can exist. The asymptotic behavior of vortex solutions over long distances is studied. It is shown that their analysis allows qualitative conclusions about the structure of the vortex.

References

- [1] L.P. Pitaevskii, JETP **40**, 646 (1961).
- [2] E.P. Gross, Nuovo Cimento **20**, 454 (1961).
- [3] E.M. Lifshits, L.P Pitaevskii, Statistical Physics. Part.2, (Nauka, Moscow, 1978).
- [4] A. P. Ivashin and Y. M. Poluektov, Problems of atomic science and technology. Series: Nuclear Physic Investigations, **57**, P. 265-267, (2012).
- [5] L.P. Pitaevskii, UFN, **168**, P.641-653, (1998); UFN, **176**, P.345-364, (2006).
- [6] B.B. Kadomtsev and M.B. Kadomtsev, UFN, **167**, P.649-664, (1997).
- [7] C.J. Pethick, H. Smith, *Bose-Einstein Condensation in Dilute Gases, 2nd edn.*, (Cambridge University Press, 2008).
- [8] L. Pitaevskii, S. Stringari, *Bose-Einstein Condensation*, (Oxford University Press, USA, 2003).
- [9] A.E. Leanhardt, A. Gorlitz, A.P. Chikkatur, D. Kielpinski, Y. Shin, D.E. Pritchard and W. Ketterle, Phys. Rev. Lett. **89**, P.190403 (1-4), (2002).
- [10] Y. Shin, M. Saba, M. Vengalattore, T.A. Pasquini, C. Sanner, A.E. Leanhardt, M. Prentiss, D.E. Pritchard and W. Ketterle, Phys. Rev. Lett. **93**, P.160406 (1-4), (2004).
- [11] C.J. Myat, E.A. Burt, R.W. Ghrist, E.A. Cornell, C.E. Wieman, Phys. Rev. Lett. **78**, P.586-589, (1997).
- [12] D.M. Stamper-Kurn, M.R. Andrews, A.P. Chikkatur, S. Inouye, H.J. Miesner, J. Stenger and W. Ketterle Phys. Rev. Lett. **80**, P.2027-2030, (1998).
- [13] M.R. Matthews, B.P. Anderson, P.C. Hajan, D.C. Hall, C.E. Wieman, E.A. Cornell, Phys. Rev. Lett. **83**, P.2498-2501, (1999).
- [14] T. Ohmi and K. Machida, J. Phys. Soc. Jpn **67**, No. 6, P. 1822-1825, (1998).
- [15] T.L. Ho and V.B. Shenoy, Phys. Rev. Lett. **77**, P. 3276-3279, (1996).
- [16] T.L. Ho, Phys. Rev. Lett. **81**, P. 742-745, (1998).
- [17] J.J. Garcia-Ripoll and V.M. Perez-Garcia, Phys. Rev. A **62**, 033601, (2000).
- [18] A.L. Fetter and A.A. Svidzinsky, J. Phys. Condens. Matter **13**, R135-R194, (2001).
- [19] K. Kasamatsu, M. Tsubota, M. Ueda, Int. J. Mod. Phys. B **19**, P.1835-1904, (2005).
- [20] S. Ishino, M. Tsubota, H. Takeuchi, J. Low Temp. Phys. B **171**, P.429-435, (2013).