

Study of grain alignment efficiency and a distance estimate for small globule CB4

Ajoy Barman and Himadri Sekhar Das

Department of Physics, Assam University, Silchar 788011, India; hsdas@iucaa.ernet.in

Received 2014 Nov XX; accepted 2014 XXXX

Abstract We study the polarization efficiency (defined as the ratio of polarization to extinction) of stars in the background of the small, nearly spherical and isolated Bok globule CB4 to understand the grain alignment process. A decrease in polarization efficiency with an increase in visual extinction is noticed. This suggests that the observed polarization in lines of sight which intercept a Bok globule tends to show dominance of dust grains in the outer layers of the globule. This finding is consistent with the results obtained for other clouds in the past. We determined the distance to the cloud CB4 using near-infrared photometry (2MASS JHKS colors) of moderately obscured stars located at the periphery of the cloud. From the extinction-distance plot, the distance to this cloud is estimated to be (459 ± 85) pc.

Key words: polarization - ISM: clouds - dust, extinction - ISM: individual objects: CB4.

1 INTRODUCTION

Linear polarization measurement of background field stars in a star forming cloud has been used to study the large scale structure of the interstellar magnetic field (Heiles (2000); Fosalba et al. (2002); Bertrang et al. (2014)). The efficiency with which polarization is produced by dust grains is sensitive to physical conditions of the cloud, with a tendency to drop systematically with increasing extinction or optical depth inside interstellar clouds (Goodman et al. (1995); Gerakines et al. (1995); Whittet et al. (2008); Chakraborty et al. (2014)). This observation suggests that the observed polarization in a particular direction or line of sight which intercept a dark cloud show dominance of dust grains in the outer layers of the cloud. However background stars observed through dense region of the cloud show smaller degree of polarization which suggests much lower dust columns in the observed lines of sight. This also suggests that the polarization studies of background stars in a cloud can well explain the external magnetic field, but it can not provide information on magnetic field structure within the cloud (Whittet (2005)).

To model the observed variation in polarization with extinction along different lines of sight, Jones (1989) and Jones et al. (1992) studied this in terms of a magnetic field with distinct random and uniform

increase in extinction (Tamura et al. (1987); Goodman et al. (1992); Gerakines et al. (1995); Whittet et al. (2008); Chakraborty et al. (2014)). This can be represented by a power law $p/A_V \propto A_V^{-\alpha}$ for some power law index α . From the study of dust grain alignment in Taurus dark cloud, Gerakines et al. (1995) found a strong correlation between polarization efficiency and extinction, which was fitted by power law $p/A_V \propto A_V^{-0.56}$, in the magnitude region ($0 \leq A_V \leq 25$). Whittet et al. (2008) also studied the polarization efficiency toward molecular clouds with an aim to understand grain alignment mechanisms in dense regions of the interstellar medium and found an empirical relation: $p_\lambda/\tau_\lambda \propto [A_V]^{-0.52}$ (where τ_λ is the optical depth). They did not find any significant change in the behavior in the transition region between the diffuse outer layers and dense inner regions of clouds. Recently, Chakraborty et al. (2014) studied the polarization efficiencies in three selected Bok globules CB56, CB60 and CB69. They found a trend of decreasing polarization efficiency with increasing extinction which can be well represented by a power law, $p_V/A_V \propto A_V^{-\alpha}$, where $\alpha = -0.56 \pm 0.36$, -0.59 ± 0.51 and -0.52 ± 0.49 for CB56, CB60 and CB69, respectively. To study the alignment of grains, radiative torque mechanism has been used by researchers to calculate the expected relationship between polarization efficiency and extinction through a homogeneous cloud (Dolginov & Mytrophanov (1976); Draine & Weingartner (1996); Draine & Weingartner (1997); Lazarian & Hoang, (2007); Whittet et al. (2008); Hoang & Lazarian (2014)). Hoang & Lazarian (2014) studied grain alignment by radiative torques for various environment conditions, including interstellar medium, dense molecular clouds and accretion discs.

The determination of distance to an interstellar cloud help researchers to obtain luminosities of the protostars embedded in the clouds (Yun & Clemens (1990)) and to estimate the sizes, masses and densities of the cloud (Clemens et al. (1991)). Several methods have been adopted to estimate the distance to cloud. These are Wolf diagrams method (Wolf (1923)), star counts method (Bok & Bok (1941)), spectroscopic method (Hobbs et al. (1986); Hearty et al. (2000)), photometric method (Snell (1981); Peterson & Clemens (1998); Maheswar & Bhatt (2006); Maheswar et al. (2004); Maheswar et al. (2010)) etc. Maheswar & Bhatt (2006) determined the distances to nine dark globules by a method which uses optical and near-infrared photometry of stars projected towards the field containing the globules. Recently, Eswaraiah et al. (2014) determined the distance to starless dark cloud LDN 1570 using near-IR photometry from 2MASS.

In this work, we plan to study the polarization efficiency of field stars background to the isolated Bok globule CB4. We also determined the distance to the cloud CB4 using a technique developed by Maheswar et al. (2010) which uses JHK near-infrared photometry.

2 OBJECT

2.1 CB4

CB4 is a small, nearly spherical and isolated Bok globule situated at a distance of 600 parsec (Dickman & Clemens (1983)). CB4 is situated far away from the galactic plane ($b \approx -10^\circ$). The angular size of this cloud on the POSS maps is $2' \times 1'$ and the position angle of the major axis (measured east from north) is 45° . An IRAS point source is located at southern edge of the cloud which is detected at $100\mu m$ only (Clemens & Barvainis (1988)). No further evidence of an embedded source has been observed up to $160\mu m$. CB4

(1991)). The observations have shown that the globule velocity is about -11.3 km s^{-1} with the velocity of dispersion 0.57 km s^{-1} . Furthermore, the study of deep IRAS aperture photometry and molecular line showed that CB4 is cold ($\approx 7\text{K}$) and does not contain a dense core ($n > 10^4 \text{ cm}^{-3}$) (Clemens et al. (1991), Kane et al. (1994) and Turner et al. (1997)).

3 DATA

3.1 Polarimetric data

The polarimetric data of 80 field stars of CB4 at V-band has been taken from Kane et al. (1995). Four fields were initially observed by them to cover a region of $\sim 8' \times 8'$ surrounding CB4. Two other fields were also observed again with a slightly larger pixel size and using longer integrations. The histogram of polarization position angles (PA) of 80 field stars displayed a strong peak around mean PA 65° with a dispersion of 13° . This position angle represents the preferred magnetic field direction and the narrow width of the peak indicates a larger uniform field. The unweighted mean polarization and weighted mean polarization were calculated by Kane et al. to be $(2.84 \pm 0.25)\%$ and $(0.96 \pm 0.07)\%$ which indicate a large uniform magnetic field.

3.2 Photometric data

The near IR photometric data (J , H and K_S) of the field stars of CB4 has been taken from the 2MASS All-Sky Catalog of Point Sources (Cutri et al. (2003)) which satisfies the following criteria:

1. photometric uncertainty $\sigma_J, \sigma_H, \sigma_{K_S} \leq 0.035$ in all three filters,
2. signal-to-noise ratio (SNR) > 10 which is shown by photometric quality flag of “AAA” in all three filters.

The position of 80 stars are shown by RA(2000) and DEC(2000) shown in Table 2 of Kane et al. (1995). It is to be noted that we will designate all field stars by its serial number used in Kane et al. (1995)’s paper and this numbering has been shown in column number two of Table 1. The photometric magnitude of each field stars has been searched via CDS’s VizieR service, using 2 arcmin search radii as query. The J , H and K_S magnitudes of 80 stars are available in the catalogue. We also checked the SIMBAD astronomical database to search for any variable star out of 80 field stars, but we could not find any variable star. We found that only 60 stars satisfy the above criteria and our analysis is restricted to these stars only. Further we could not find the uncertainties of magnitudes of six stars in the 2MASS catalogue which are star number 4, 20, 27, 50, 51 and 74. So we discarded them from our analysis. Thus total number of stars considered for our analysis is 54.

4 RESULTS

4.1 Spectral types and A_V

We used the technique developed by Maheswar et al. (2010) to infer spectral type, and hence absolute

gives distances to globules that are relatively close ($\lesssim 500$ pc) with a precision of $\sim 20\%$. In this technique, the fields containing the cores are divided into small sub-fields to avoid complications created by the wrong classifications of giants into dwarfs. Actually the increase in the extinction caused by a cloud should occur almost at the same distance in all the fields, if the whole cloud were located at the same distance, the wrongly classified stars in the sub-fields would show high extinction not at the same but at random distances (Maheswar et al. (2010)). But for small and isolated clouds, it would be difficult to divide the field containing the cloud into sub-fields with a sufficient number of stars projected on to them. Therefore the distance measurement is somehow hard for CB4 as it is a small, nearly spherical and isolated Bok globule. It would be difficult to subdivide the field with only limited number of stars. So we consider a single field surrounding the core of the CB4.

In this technique, stars with $(J - K_S) \leq 0.75$ were selected from the fields containing the cloud to eliminate M-type stars from the analysis. Then a set of dereddened colors $(J - H)_o$ and $(H - K_S)_o$ has been produced for each star from their observed colors $(J - H)$ and $(H - K_S)$ using trial values of A_V and a normal interstellar extinction law (i.e., total-to-selective extinction value, $R_V = 3.1$) in the equations (Rieke & Lebofsky (1985)):

$$(J - H)_o = (J - H) - 0.107 \times A_V \quad (1)$$

$$(H - K_S)_o = (H - K_S) - 0.063 \times A_V \quad (2)$$

The maximum extinction that could be computed using this method is limited to $A_V \approx 4$ mag. The trial values of A_V is chosen in the range 0 – 10 mag with a step size of 0.01 mag. The calculated set of dereddened color indices are then compared with the intrinsic color indices $(J - H)_{in}$ and $(H - K_S)_{in}$ of normal main sequence stars and giants, produced using the procedures discussed in Maheswar et al. (2010). The best fit values of the dereddened colors to the intrinsic colors giving a minimum value of χ^2 then give the corresponding spectral type and A_V for the star. The solutions which give $\chi^2_{min} \leq 0.1$ is considered for this analysis.

The uncertainty in A_V is given by

$$\sigma(A_V) = \sqrt{4.7^2 \cdot \sigma_{JH}^2 + 7.9^2 \cdot \sigma_{HK_S}^2 + 2 \times 37 \times cov(JH, HK_S)} \quad (3)$$

where $\sigma_{JH}^2 = \sigma_J^2 + \sigma_H^2$, $\sigma_{HK_S}^2 = \sigma_H^2 + \sigma_{K_S}^2$ and $cov(JH, HK_S) = r_s \times \sigma_{JH} \sigma_{HK_S}$. The Spearman rank-order correlation coefficient (r_s) is calculated from uncertainties in $(J - H)$ and $(H - K_S)$ colors which shows a strong correlation between them. The maximum uncertainty in the A_V in our case is estimated to be 0.5 mag.

We found that 14 stars have $(J - K_S) > 0.75$, so we also discarded them from our analysis. We used this technique to estimate the A_V and absolute magnitudes for 40 stars. It has been found that only 20 stars have $\chi^2_{min} \leq 0.1$ for which it is possible to infer the spectral type and the A_V . The results are shown in Table-1.

In Maheswar et al. (2010)'s technique, the field stars in the globule are assumed to be normal main sequence stars and therefore the luminosity class V has been assigned to all stars. However the presence of non main sequence stars may result wrong distance to stars. The intrinsic color and luminosity may be

plot $(B - V)$ vs $(V - R)$ color - color diagram. The photometric data (BVR) of the field stars of CB4 has been taken from the VizieR database of astronomical catalogues, namely, UCAC4 (Zacharias et al. (2013)) and NOMAD (Zacharias et al. (2005)). The B, V, R data of star with serial number 79 is not available in the catalogue. In Fig. 1, color - color diagram along with error bars for 19 field stars of CB4 has been plotted. It can be seen from the graph that most of the field stars are clustered together along a diagonal locus. These diagonally clustered stars in the colour - colour diagram represent the main-sequence stars, while the scattered ones (Star # 32, 66 and 76) represent non-main-sequence stars. So we discarded three stars from our analysis. To calculate r_s , we plotted uncertainties in $(J - H)$ and $(H - K_S)$ colors for 16 stars which is shown in Fig.2. The value is found to be 0.95. The results obtained from this technique are shown in Table-2.

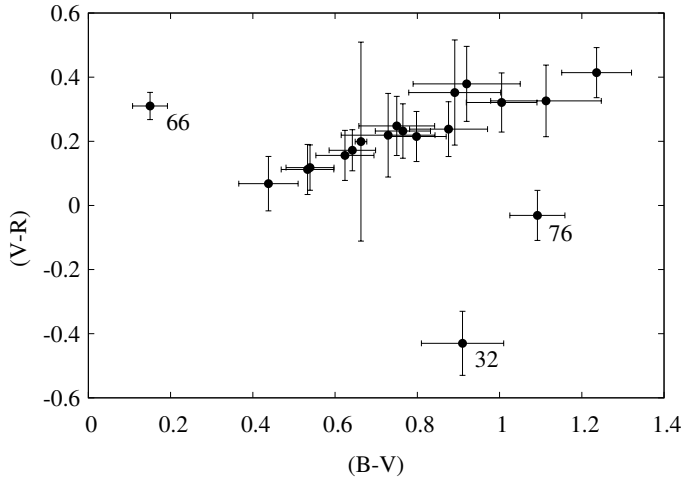


Fig. 1 Plot of $B - V$ versus $V - R$ colour - colour diagram of 19 field stars in the CB4. Diagonally clustered points represent stars that are in the main sequence. The stars that do not belong to the main sequence are represented by their serial numbers as mentioned in Table 1.

4.2 Polarization efficiency

The study of the variation of background star polarization with extinction (A_V) and polarization efficiency (defined as the ratio of p to A_V) can provide useful information regarding the nature of dust and the magnetic field associated with the cloud (Gerakines et al. (1995); Arce et al. (1998)). The polarization efficiency depends on both the properties of the dust grains and the degree of alignment of the grains. Whittet et al. (2003) calculated the theoretical upper limit which is given by $p/A_v \leq 14\% \text{ mag}^{-1}$. However, the observational upper limit of p/A_v is found to be $\sim 3\% \text{ mag}^{-1}$, a factor of four less than the predicted value for the ideal scenario.

In this work, we will study the polarization efficiency of background field stars of CB4 to investigate the alignment of non spherical dust grains. It is to be noted that we designated all field stars by its serial number used in Kane et al. (1995)'s paper and this numbering has been shown in column number two of Table 1.

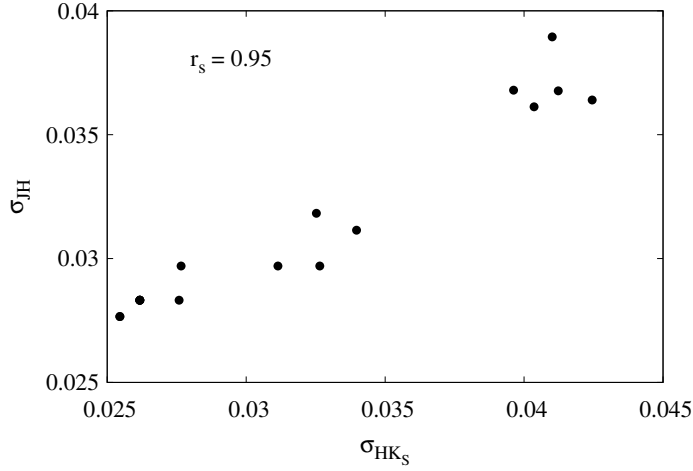


Fig. 2 The relation between the σ_{HK_S} and σ_{JH} of the 16 stars. The r_s value indicates a strong correlation between the uncertainties of the two colors.

Table 1 The J , H and K_S magnitudes of 20 stars along with spectral type, absolute magnitude (M_{K_S}) and extinction (A_V). The second column refers to the star number which corresponds to the serial number in table 2 of Kane et al. (1995).

S/N	Star	J (mag)	H (mag)	K_S (mag)	Sp Type	M_{K_S}	A_V
1	1	10.942±0.021	10.604±0.018	10.533±0.018	G4V	3.45	0
2	9	11.026±0.021	10.461±0.019	10.305±0.018	K4V	4.22	0.40
3	11	11.888±0.021	11.412±0.019	11.282±0.018	K2V	4.15	0.23
4	14	11.555±0.021	11.185±0.018	11.099±0.018	G9V	4.03	0
5	17	11.653±0.021	11.186±0.019	11.1±0.018	K1V	4.13	0
6	18	12.715±0.022	12.515±0.023	12.396±0.023	A8V	1.64	1.05
7	23	13.083±0.021	12.702±0.023	12.607±0.025	K0V	4.15	1.34
8	26	11.52±0.021	11.206±0.019	11.108±0.018	G3V	3.34	0.24
9	32	12.978±0.022	12.552±0.023	12.382±0.023	G2V	3.29	1.44
10	35	10.335±0.021	10.199±0.021	10.127±0.018	F0V	1.86	0.16
11	36	13.332±0.022	13.036±0.029	12.98±0.031	G2V	3.29	0
12	41	12.897±0.026	12.354±0.029	12.268±0.029	K3V	4.15	0
13	52	11.055±0.021	10.863±0.019	10.773±0.02	F1V	2.00	0.45
14	61	12.691±0.021	12.418±0.021	12.321±0.025	F7V	2.75	0.44
15	62	13.038±0.025	12.693±0.027	12.566±0.029	G0V	3.19	0.81
16	66	13.19±0.025	12.865±0.031	12.789±0.034	G4V	3.45	0
17	71	12.091±0.021	11.881±0.021	11.783±0.023	F1V	2.00	0.59
18	76	12.551±0.022	12.238±0.023	12.104±0.024	F6V	2.62	0.98
19	77	13.3±0.024	12.9±0.027	12.784±0.03	G9V	4.03	0.35
20	79	13.483±0.026	13.103±0.026	13.037±0.032	G9V	4.03	0

plotted A_V versus p for all the field stars in the cloud CB4. The solid line in the figure represents optimum alignment in the general interstellar medium according to Serkowski et al. (1975): $p_{\max}/A_V = 3$ percent mag^{-1} , where $R_V = 3.1$. It can be seen that only four stars located outside the limit and majority of stars lie below the solid line which suggests that the characteristics of material composing CB4 is consistent with

Table 2 Polarization (p), extinction (A_V), polarization efficiency (p/A_V) and distance (in parsec) of 16 background stars in CB4. The second column refers to the star number which corresponds to the serial number in table 2 of [Kane et al. \(1995\)](#).

S/N	Star	p (%)	A_V	p/A_V (% mag ⁻¹)	d (pc)
1	1	0.30±0.05	0	-	261±48
2	9	1.66±0.41	0.40	4.15±0.53	161±30
3	11	1.26±0.38	0.23	5.48±0.51	264±49
4	14	0.49±0.08	0	-	259±48
5	17	2.85±0.38	0	-	248±46
6	18	1.52±0.06	1.05	1.45±0.41	1342±249
7	23	1.37±0.12	1.34	1.02±0.43	459±85
8	26	1.07±0.04	0.24	4.46±0.34	353±65
9	35	0.27±0.07	0.16	1.69±0.36	446±83
10	36	1.16±0.15	0	-	867±162
11	41	1.94±0.23	0	-	420±78
12	52	0.97±0.12	0.45	2.16±0.37	555±103
13	61	0.47±0.08	0.44	1.07±0.40	802±149
14	62	1.14±0.27	0.81	1.41±0.55	720±134
15	71	0.55±0.12	0.59	0.93±0.40	878±163
16	77	1.51±0.25	0.35	4.31±0.54	553±103

In Fig. 3b, we plotted A_V vs p/A_V for cloud CB4. The plot shows that the polarization drops with increasing extinction. Thus background stars observed through dense region of the cloud show smaller degree of polarization suggesting much lower dust columns in the observed lines of sight. This suggests that the observed polarization at optical region in a particular line of sight which intercept a dark cloud show dominance of dust grains in the outer layers of the cloud. Recently, [Chakraborty et al. \(2014\)](#) found a trend of decreasing polarization efficiency with increasing extinction which can be well represented by a power law, $p_V/A_V \propto A_V^{-\alpha}$, where $\alpha = -0.56 \pm 0.36$, -0.59 ± 0.51 and -0.52 ± 0.49 for Bok globules CB56, CB60 and CB69, respectively. It is to be noted that the study of polarization efficiency at optical region can give us information about the grain alignment in outer layers of the cloud. The alignment of grains by radiative torque has been used by researchers to calculate the expected relationship between polarization efficiency and extinction through a homogeneous cloud ([Dolginov & Mytrophanov \(1976\)](#); [Draine & Weingartner \(1996\)](#); [Draine & Weingartner \(1997\)](#); [Lazarian & Hoang, \(2007\)](#); [Whittet et al. \(2008\)](#); [Hoang & Lazarian \(2014\)](#)).

4.3 Estimation of distance

The photometric distance d to a star is estimated using equation:

$$d \text{ (in pc)} = 10^{(K_S - M_{K_S} + 5 - A_{K_S})/5} \quad (4)$$

where K_S , M_{K_S} and A_{K_S} are apparent magnitude, absolute magnitude and extinction, respectively. The distance to the cloud is typically estimated from the first star that shows a sharp peak in extinction in an A_V vs. d plot. It is to be noted that $A_{K_S} = 0.112 \times A_V$.

The uncertainty in distance is estimated using the expression ([Maheswar et al. \(2010\)](#)),

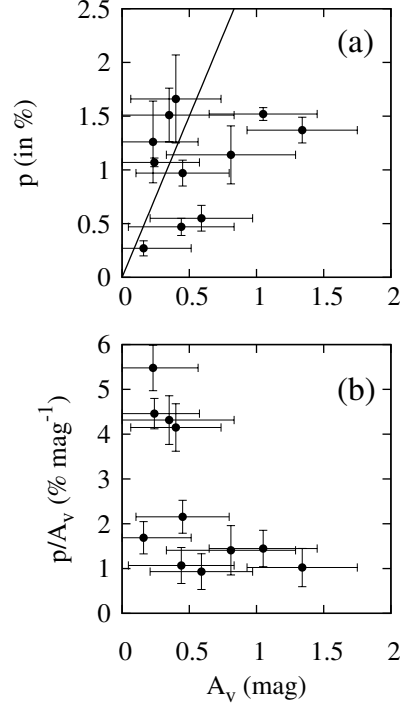


Fig. 3 (a) Plot of A_V versus p for 11 field stars. The solid line in the figure represents optimum alignment in the general interstellar medium according to [Serkowski et al. \(1975\)](#): $p_{\max}/A_V = 3$ percent mag^{-1} , where $R_V = 3.1$. It can be seen that four stars located outside the limit. (b) plot of A_V versus p/A_V (where $R_V = 3.1$) for 11 background stars (see Table 2).

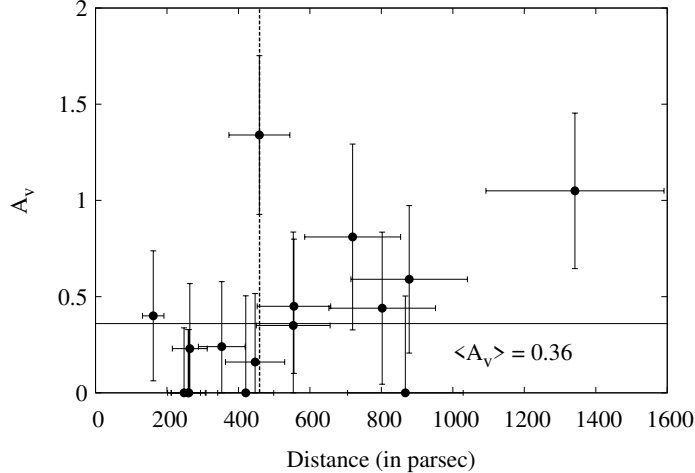


Fig. 4 Extinction (A_V) versus distance for stars in the vicinity of the CB4. The average extinction ($\langle A_V \rangle$) of all the field stars is 0.36 and is shown by solid line. The vertical dashed line is drawn at a distance of 459 parsec where sudden rise in the A_V occurs.

where σ_{K_S} is the uncertainty in K_S band, $\sigma_{M_{K_S}}$ is the uncertainty in the estimation of the absolute magnitude and $\sigma_{A_{K_S}}$ is the uncertainty in the A_{K_S} estimated by the method. The uncertainty in the $\sigma_{M_{K_S}}$ is assumed to be 0.4 while calculating σ_d in the distances for all the stars. The typical errors in our distance

The extinction (A_V) versus distance (d) plot has been extensively used by several investigators (Dickman & Clemens (1983); Kenyon et al. (1994); Peterson & Clemens (1998); Maheswar et al. (2004); Maheswar et al. (2010) etc.) to determine the distance of globules. It is noticed that the extinction of stars located in front of the dark globule shows almost zero reddening value. The presence of cloud shows sudden rise of extinction at a certain distance. The distance to the cloud is typically estimated from the first star that shows a sharp peak in A_V . We notice from Fig. 4 that star number 23 shows a sudden rise of extinction and then a fall in extinction is observed. Thus the distance of the cloud is (459 ± 85) parsec. Using the foreground star method and color excess approaches, Dickman & Clemens (1983) estimated distance to the CB4 to be $\sim 500 - 700$ pc. They therefore adopted 600 pc as the distance to this globule. The distance determination using JHK near-infrared photometry is slightly smaller than the distance derived by Dickman & Clemens (1983). However, the present analysis is restricted to a limited number of data points.

5 SUMMARY

1. The polarization efficiency of CB4 is studied and shows a decrease in polarization efficiency with an increase in extinction along the observed line of sight. This finding is consistent with the results obtained for other clouds in the past.
2. The method for determining distances to Bok globules using the NIR photometric technique has been described. The plot of A_V versus d has been made and the distance at which A_V shows a sudden rise of extinction is taken as the distance to the cloud. From the study of the distribution of reddening, we estimate a value of (459 ± 85) pc for the distance to CB4.

6 ACKNOWLEDGEMENT

The authors sincerely acknowledge the anonymous referee for constructive comments which definitely helped to improve the quality of the paper. This work makes use of data products from the Two Micron All Sky Survey (2MASS), which is a joint project of the University of Massachusetts and the Infrared Processing and Analysis Center/California Institute of Technology, funded by the National Aeronautics and Space Administration and the National Science Foundation. We also acknowledge the use of the VizieR data base of astronomical catalogues, namely UCAC4 (Zacharias et al. 2013) and NOMAD (Zacharias et al. 2005). This research has also made use of the SIMBAD database, operated at CDS, Strasbourg, France. This work is supported by the Science and Engineering Research Board (SERB), a statutory body under Department of Science and Technology (DST), Government of India, under Fast Track scheme for Young Scientist (SR/FTP/PS-092/2011).

References

- Arce, H. G., Goodman, A. A., Bastein, P., Manset, N., & Summer, M., 1998, ApJ, 499, L93 [5](#)
- Bertrang, G.; Wolf, S.; Das, H. S., 2014, A&A, 565, 94. [1](#)
- Bok B. J., Bok P. F., 1941, The MilkyWay. Harvard Univ. Press, Cambridge [2](#)
- Cardelli J. A., Clayton G. C., Mathis J. S., 1989, ApJ, 345, 245

- Clemens D. P., Yun J. L., Heyer M. H., 1991, *ApJS*, 75, 877 [2](#), [3](#)
- Clemens, D. P. & Barvainis, R. 1988, *ApJS*, 68, 257 [2](#)
- Cutri R. M., Skrutskie M. F., van Dyk S., et al. 2003, *VizieR Online Data Catalog*, 2246, 0 [3](#)
- Dickman, R. L. & Clemens, D. P. 1983, *ApJ*, 271, 143 [2](#), [9](#)
- Dolginov, A. Z., & Mytrophanov, I. G. 1976, *Ap&SS*, 43, 291 [2](#), [7](#)
- Draine, B. T., & Weingartner, J. C. 1996, *ApJ*, 470, 551 [2](#), [7](#)
- Draine, B. T., & Weingartner, J. C. 1997, *ApJ*, 480, 633 [2](#), [7](#)
- Eswaraiah, C.; Maheswar, G.; Pandey, A. K.; Jose, J.; Ramaprakash, A. N.; Bhatt, H. C., 2014, *A&A*, 556, 65. [2](#)
- Fosalba, P., Lazarian, A., Prunet, S., & Tauber, J. 2002, *ApJ*, 564, 762 [1](#)
- Gerakines, P. A., Whittet, D. C. B., & Lazarian, A. 1995, *ApJ*, 455, L171 [1](#), [2](#), [5](#)
- Goodman A. A., Jones T. J., Lada E. A., Myers P. C., 1992, *ApJ*, 399, 108 [2](#)
- Goodman, A. A., Jones, T. J., Lada, E. A., & Myers, P. C. 1995, *ApJ*, 448, 748 [1](#)
- Hearty T., Fernández M., Alcalá J. M., Covino E., Neuhäuser R., 2000, *A&A*, 357, 681 [2](#)
- Heiles, C. 2000, *AJ*, 119, 923. [1](#)
- Hoang, Thiem; Lazarian, A., 2014, *MNRAS*, 438, 680. [2](#), [7](#)
- Hobbs, L.M., Blitz, L., & Magnani, L. 1986, *ApJ*, 306, L109 [2](#)
- Jones T. J., 1989, *ApJ*, 346, 728 [1](#)
- Jones T. J., Klebe D., Dickey J. M., 1992, *ApJ*, 389, 602 [1](#)
- Kane, B. D., Clemens, D. P., & Myers, P. C. 1994, *ApJ*, 433, L49 [3](#)
- Kane, B. D., Clemens, D. P., Leach, R. W., & Barvainis, R. 1995, *ApJ*, 445, 269 [3](#), [5](#), [6](#), [7](#)
- Kenyon S. J., Dobrzycka D. and Hartmann L., 1994, *AJ*, 108, 1872 [9](#)
- Lazarian, A.; Hoang, Thiem, 2007, *MNRAS*, 378, 910. [2](#), [7](#)
- Maheswar, G., Manoj, P., & Bhatt, H. C. 2004, *MNRAS*, 355, 1272 [2](#), [9](#)
- Maheswar, G., & Bhatt, H. C. 2006, *MNRAS*, 369, 1822 [2](#)
- Maheswar, G.; Lee, C. W.; Bhatt, H. C.; Mallik, S. V.; Dib, S., 2010, *A&A*, 509, 44. [2](#), [3](#), [4](#), [7](#), [9](#)
- Peterson, D. E., & Clemens, D. P. 1998, *AJ*, 116, 881 [2](#), [9](#)
- Rieke, G. H., & Lebofsky, M. J. 1985, *ApJ*, 288, 618 [4](#)
- Serkowski, K., Mathewson, D. S., & Ford, V. L. 1975, *ApJ*, 196, 261 [6](#), [8](#)
- Snell, R. L. 1981, *ApJS*, 45, 121. [2](#)
- Tamura M., Nagata T., Sato S., Tanaka M., 1987, *MNRAS*, 224, 413. [2](#)
- Turner, B. E., Pirogov, L., & Minh, Y. C. 1997, *ApJ*, 483, 235 [3](#)
- Whittet D. C. B., Gerakines P. A., Hough J. H., Shenoy S. S., 2001, *ApJ*, 547, 872
- Whittet, D. C. B., ed., 2003, *Dust in the galactic environment* [5](#)
- Whittet, D. C. B., 2005. in *Polarization Observations of Molecular Clouds*. In *Astronomical Polarimetry: Current Status and Future Directions ASP Conference Series*, Vol. 343, Proceedings of the Conference held 15-19 March, 2004 in Waikoloa, Hawai'i, USA. Edited by A. Adamson, C. Aspin, C. J. Davis, and T. Fujiyoshi, p.321 [1](#)
- Whittet D. C. B., Hough J. H., Lazarian A., Hoang T., 2008, *ApJ*, 674, 304 [1](#), [2](#), [7](#)

Wolf M., 1923, *Astron. Nachr.*, 219, 109 [2](#)

Yun J. L. & Clemens D. P., 1990, *ApJ*, 365, L73 [2](#)

Zacharias N., Monet D. G., Levine S. E., Urban S. E., Gaume R., Wycoff G. L., 2005, *VizieR Online Data Catalog*, 1297, 0 [5](#), [9](#)

Zacharias, N., Finch, C. T., Girard, T. M., et al. 2013, *AJ*, 145, 44 [5](#), [9](#)