

# Unbiased Instrumental Variables Estimation Under Known First-Stage Sign

Isaiah Andrews

Timothy B. Armstrong

Harvard Society of Fellows <sup>\*</sup>

Yale University <sup>†</sup>

December 7, 2024

## Abstract

We derive mean-unbiased estimators for the structural parameter in instrumental variables models with a single endogenous regressor where the sign of one or more first stage coefficients is known. In the case with a single instrument, the unbiased estimator is unique. For cases with multiple instruments we propose a class of unbiased estimators and show that an estimator within this class is efficient when the instruments are strong. We show numerically that unbiasedness does not come at a cost of increased dispersion in models with a single instrument: in this case the unbiased estimator is less dispersed than the 2SLS estimator. Our finite-sample results apply to normal models with known variance for the reduced-form errors, and imply analogous results under weak instrument asymptotics with an unknown error distribution.

---

<sup>\*</sup>email: iandrews@fas.harvard.edu

<sup>†</sup>email: timothy.armstrong@yale.edu. We thank Gary Chamberlain, Frank Kleibergen, Jerry Hausman, Max Kasy, Anna Mikusheva, Daniel Pollmann, Jim Stock, and participants in the Harvard and MIT econometrics lunches and the Michigan State econometrics seminar for helpful comments, and Keisuke Hirano and Jack Porter for productive discussions.

# 1 Introduction

Researchers often have strong prior beliefs about the sign of the first stage coefficient in instrumental variables models, to the point where the sign can reasonably be treated as known. This paper shows that knowledge of the sign of the first stage coefficient allows us to construct an estimator for the coefficient on the endogenous regressor which is unbiased in finite samples when the reduced form errors are normal with known variance. When the distribution of the reduced form errors is unknown, our results lead to estimators that are asymptotically unbiased under weak IV sequences as defined in Staiger & Stock (1997).

As is well known, the conventional two-stage least squares (2SLS) estimator may be severely biased in overidentified models with weak instruments. While the 2SLS estimator performs better in the just-identified case according to some measures of central tendency, in this case it has no first moment.<sup>1</sup> A number of papers have proposed alternative estimators to reduce particular measures of bias, e.g. Angrist & Krueger (1995), Imbens et al. (1999), Donald & Newey (2001), and Akerberg & Devereux (2009), but none of the resulting estimators is unbiased either in finite samples or under weak instrument asymptotics. Indeed, Hirano & Porter (2015) show that mean, median, and quantile unbiased estimation are all impossible in the linear IV model with an unrestricted parameter space for the first stage.

We show that by exploiting information about the sign of the first stage we can circumvent this impossibility result and construct an unbiased estimator. Moreover, the resulting estimators have a number of properties which make them appealing for applications. In models with a single instrumental variable, which include many empirical applications, we show that there is a unique unbiased estimator. Moreover, we show that this estimator is substantially less dispersed than the usual 2SLS estimator in finite samples. Under standard (“strong instrument”) asymptotics, the unbiased esti-

---

<sup>1</sup>If we instead consider median bias, 2SLS exhibits median bias when the instruments are weak, though this bias decreases rapidly with the strength of the instruments.

mator has the same asymptotic distribution as 2SLS, and so is asymptotically efficient in the usual sense. In over-identified models many unbiased estimators exist, and we propose unbiased estimators which are asymptotically efficient when the instruments are strong. Further, we show that in over-identified models we can construct unbiased estimators which are robust to small violations of the first stage sign restriction. We also derive a lower bound on the risk of unbiased estimators in finite samples, and show that this bound is attained in some models.

The rest of this section discusses the assumption of known first stage sign, introduces the setting and notation, and briefly reviews the related literature. Section 2 introduces the unbiased estimator for models with a single excluded instrument. Section 3 treats models with multiple instruments and introduces unbiased estimators which are robust to small violations of the first stage sign restriction. Section 4 presents simulation results on the performance of our unbiased estimators. Section 5 discusses illustrative applications using data from Hornung (2014) and Angrist & Krueger (1991). Proofs and auxiliary results are given in a separate appendix.<sup>2</sup>

## 1.1 Knowledge of the First-Stage Sign

The results in this paper rely on knowledge of the first stage sign. This is reasonable in many economic contexts. In their study of schooling and earnings, for instance, Angrist & Krueger (1991) note that compulsory schooling laws in the United States allow those born earlier in the year to drop out after completing fewer years of school than those born later in the year. Arguing that quarter of birth can reasonably be excluded from a wage equation, they use this fact to motivate quarter of birth as an instrument for schooling. In this context, a sign restriction on the first stage amounts to an assumption that the mechanism claimed by Angrist & Krueger works in the expected direction: those born earlier in the year tend to drop out earlier. More generally, empirical researchers often have some mechanism in mind for why a model is identified

---

<sup>2</sup>The appendix is available online at <https://sites.google.com/site/isaiahandrews/working-papers>

at all (i.e. why the first stage coefficient is nonzero) that leads to a known sign for the direction of this mechanism (i.e. the sign of the first stage coefficient).

In settings with heterogeneous treatment effects, a first stage monotonicity assumption is often used to interpret instrumental variables estimates (see Imbens & Angrist 1994, Heckman et al. 2006). In the language of Imbens & Angrist (1994), the monotonicity assumption requires that either the entire population affected by the treatment be composed of “compliers,” or that the entire population affected by the treatment be composed of “defiers.” Once this assumption is made, our assumption that the sign of the first stage coefficient is known amounts to assuming the researcher knows which of these possibilities (compliers or defiers) holds. Indeed, in the examples where they argue that monotonicity is plausible (involving draft lottery numbers in one case and intention to treat in another), Imbens & Angrist (1994) argue that all individuals affected by the treatment are “compliers” for a certain definition of the instrument.

It is important to note, however, that knowledge of the first stage sign is not always a reasonable assumption, and thus that the results of this paper are not always applicable. In settings where the instrumental variables are indicators for groups without a natural ordering, for instance, one typically does not have prior information about signs of the first stage coefficients. To give one example, Aizer & Doyle Jr. (2013) use the fact that judges are randomly assigned to study the effects of prison sentences on recidivism. In this setting, knowledge of the first stage sign would require knowing a priori which judges are more strict.

## 1.2 Setting

For the remainder of the paper, we suppose that we observe a sample of  $T$  observations  $(Y_t, X_t, Z_t')$ ,  $t = 1, \dots, T$  where  $Y_t$  is an outcome variable,  $X_t$  is a scalar endogenous regressor, and  $Z_t$  is a  $k \times 1$  vector of instruments. Let  $Y$  and  $X$  be  $T \times 1$  vectors with row  $t$  equal to  $Y_t$  and  $X_t$  respectively, and let  $Z$  be a  $T \times k$  matrix with row  $t$  equal to  $Z_t'$ . The usual linear IV model, written in reduced-form, is

$$\begin{aligned} Y &= Z\pi\beta + U \\ X &= Z\pi + V \end{aligned} \quad (1)$$

To derive finite-sample results, we treat the instruments  $Z$  as fixed and assume that the errors  $(U, V)$  are jointly normal with mean zero and known variance-covariance matrix  $Var((U', V')')$ .<sup>3</sup> As is standard (see, for example, D. Andrews et al. (2006)), in contexts with additional exogenous regressors  $W$  (for example an intercept), we define  $Y, X, Z$  as the residuals after projecting out these exogenous regressors. If we denote the reduced-form and first-stage regression coefficients by  $\xi_1$  and  $\xi_2$ , respectively, we can see that

$$\begin{pmatrix} \xi_1 \\ \xi_2 \end{pmatrix} = \begin{pmatrix} (Z'Z)^{-1} Z'Y \\ (Z'Z)^{-1} Z'X \end{pmatrix} \sim N \left( \begin{pmatrix} \pi\beta \\ \pi \end{pmatrix}, \begin{pmatrix} \Sigma_{11} & \Sigma_{12} \\ \Sigma_{21} & \Sigma_{22} \end{pmatrix} \right) \quad (2)$$

for

$$\Sigma = \begin{pmatrix} \Sigma_{11} & \Sigma_{12} \\ \Sigma_{21} & \Sigma_{22} \end{pmatrix} = \left( I_2 \otimes (Z'Z)^{-1} Z' \right) Var((U', V')') \left( I_2 \otimes (Z'Z)^{-1} Z' \right)' \quad (3)$$

We assume throughout that  $\Sigma$  is positive definite. Following the literature (e.g. Moreira & Moreira 2013), we consider estimation based solely on  $(\xi_1, \xi_2)$ , which are sufficient for  $(\pi, \beta)$  in the special case where the errors  $(U_t, V_t)$  are iid over  $t$ . All uniqueness and efficiency statements therefore restrict attention to the class of procedures which depend on the data through only these statistics. The conventional generalized method of moments (GMM) estimators belong to this class, so this restriction still allows efficient estimation under strong instruments. We assume that the sign of each component  $\pi_i$  of  $\pi$  is known, and in particular assume that the parameter space for  $(\pi, \beta)$  is

$$\Theta = \left\{ (\pi, \beta) : \pi \in \Pi \subseteq (0, \infty)^k, \beta \in B \right\} \quad (4)$$

for some sets  $\Pi$  and  $B$ . Note that once we take the sign of  $\pi_i$  to be known, assuming  $\pi_i > 0$  is without loss of generality since this can always be ensured by redefining  $Z$ .

---

<sup>3</sup>Note that we assume a homogenous  $\beta$ , which will generally rule out heterogenous treatment effect models with multiple instruments.

In this paper we focus on models with fixed instruments, normal errors, and known error covariance, which allows us to obtain finite-sample results. As usual, these finite-sample results will imply asymptotic results under mild regularity conditions. Even in models with random instruments, non-normal errors, serial correlation, heteroskedasticity, clustering, or any combination of these, the reduced-form and first stage estimators will be jointly asymptotically normal with consistently estimable covariance matrix  $\Sigma$  under mild regularity conditions. Consequently, the finite-sample results we develop here will imply asymptotic results under both weak and strong instrument asymptotics, where we simply define  $(\xi_1, \xi_2)$  as above and replace  $\Sigma$  by an estimator for the variance of  $\xi$  to obtain feasible statistics. Appendix B provides the details of these results.<sup>4</sup> In the main text, we focus on what we view as the most novel component of the paper: finite-sample mean-unbiased estimation of  $\beta$  in the normal problem (2).

### 1.3 Related Literature

Our unbiased IV estimators build on results for unbiased estimation of the inverse of a normal mean discussed in Voinov & Nikulin (1993). More broadly, the literature has considered unbiased estimators in numerous other contexts, and we refer the reader to Voinov & Nikulin for details and references. To our knowledge the only other paper to treat finite sample mean-unbiased estimation in IV models is Hirano & Porter (2015), who find that unbiased estimators do not exist when the parameter space is unrestricted. The nonexistence of unbiased estimators has been noted in other nonstandard econometric contexts by Hirano & Porter (2012).

The broader literature on the finite sample properties of IV estimators is huge: see Phillips (1983) and Hillier (2006) for references. While this literature does not study

---

<sup>4</sup>The feasible analogs of the finite-sample unbiased estimators discussed here are asymptotically unbiased in general models in the sense of converging in distribution to random variables with mean  $\beta$ . Note, however, that outside the exact normal case it will not in general be true that means of the feasible estimators themselves will converge to  $\beta$  as the sample size increases, since convergence in distribution does not suffice for convergence of moments.

unbiased estimation in finite samples, there has been substantial research on higher order asymptotic bias properties: see the references given in the first section of the introduction, as well as Hahn et al. (2004) and the references therein.

Our interest in finite sample results for a normal model with known reduced form variance is motivated by the weak IV literature, where this model arises asymptotically under weak IV sequences as in Staiger & Stock (1997) (see also Appendix B). In contrast to Staiger & Stock, however, our results allow for heteroskedastic, clustered, or serially correlated errors as in Kleibergen (2007). The primary focus of recent work on weak instruments has, however, been on inference rather than estimation. See Andrews (2014) for additional references.

Sign restrictions have been used in other settings in the econometrics literature, although the focus is often on inference or on using sign restrictions to improve population bounds, rather than estimation. Recent examples include Moon et al. (2013) and several papers cited therein, which use sign restrictions to partially identify vector autoregression models. Inference for sign restricted parameters has been treated by D. Andrews (2001) and Gouriéroux et al. (1982), among others.

## 2 Unbiased Estimation with a Single Instrument

To introduce our unbiased estimators, we first focus on the just-identified model with a single instrument,  $k = 1$ . We show that unbiased estimation of  $\beta$  in this context is linked to unbiased estimation of the inverse of a normal mean. Using this fact we construct an unbiased estimator for  $\beta$ , show that it is unique, and discuss some of its finite-sample properties. We note the key role played by the first stage sign restriction, and show that our estimator is equivalent to 2SLS (and thus efficient) when the instruments are strong.

In the just-identified context  $\xi_1$  and  $\xi_2$  are scalars and we write

$$\Sigma = \begin{pmatrix} \Sigma_{11} & \Sigma_{12} \\ \Sigma_{21} & \Sigma_{22} \end{pmatrix} = \begin{pmatrix} \sigma_1^2 & \sigma_{12} \\ \sigma_{12} & \sigma_2^2 \end{pmatrix}.$$

The problem of estimating  $\beta$  therefore reduces to that of estimating

$$\beta = \frac{\pi\beta}{\pi} = \frac{E[\xi_1]}{E[\xi_2]}. \quad (5)$$

The conventional IV estimate  $\hat{\beta}_{2SLS} = \frac{\xi_1}{\xi_2}$  is the natural sample-analog of (5). As is well-known, however, this estimator has no integer moments. This lack of unbiasedness reflects the fact that the expectation of the ratio of two random variables is not in general equal to the ratio of their expectations.

The form of (5) nonetheless suggests an approach to deriving an unbiased estimator. Suppose we can construct an estimator  $\hat{\tau}$  which (a) is unbiased for  $1/\pi$  and (b) depends on the data only through  $\xi_2$ . If we then define

$$\hat{\delta}(\xi, \Sigma) = \left( \xi_1 - \frac{\sigma_{12}}{\sigma_2^2} \xi_2 \right), \quad (6)$$

we have that  $E[\hat{\delta}] = \pi\beta - \frac{\sigma_{12}}{\sigma_2^2}\pi$ , and  $\hat{\delta}$  is independent of  $\hat{\tau}$ . Thus,  $E[\hat{\tau}\hat{\delta}] = E[\hat{\tau}]E[\hat{\delta}] = \beta - \frac{\sigma_{12}}{\sigma_2^2}$ , and  $\hat{\tau}\hat{\delta} + \frac{\sigma_{12}}{\sigma_2^2}$  will be an unbiased estimator of  $\beta$ . Thus, the problem of unbiased estimation of  $\beta$  reduces to that of unbiased estimation of the inverse of a normal mean.

## 2.1 Unbiased Estimation of the Inverse of a Normal Mean

A result from Voinov & Nikulin (1993) shows that unbiased estimation of  $1/\pi$  is possible if we assume its sign is known. Let  $\Phi$  and  $\phi$  denote the standard normal cdf and pdf respectively.

**Lemma 2.1.** *Define*

$$\hat{\tau}(\xi_2, \sigma_2^2) = \frac{1}{\sigma_2} \frac{1 - \Phi(\xi_2/\sigma_2)}{\phi(\xi_2/\sigma_2)}.$$

*For all  $\pi > 0$ ,  $E_\pi[\hat{\tau}(\xi_2, \sigma_2^2)] = \frac{1}{\pi}$ .*

The derivation of  $\hat{\tau}(\xi_2, \sigma_2^2)$  in Voinov & Nikulin (1993) relies on the theory of bilateral Laplace transforms, and offers little by way of intuition. Verifying unbiasedness is a straightforward calculus exercise, however: for the interested reader, we work through the necessary derivations in the proof of Lemma 2.1.



From the formula for  $\hat{\tau}$ , we can see that this estimator has two properties which are arguably desirable for a restricted estimate of  $1/\pi$ . First, it is positive by definition, thereby incorporating the restriction that  $\pi > 0$ . Second, in the case where positivity of  $\pi$  is obvious from the data ( $\xi_2$  is very large relative to its standard deviation), it is close to the natural plug-in estimator  $1/\xi_2$ . The second property is an immediate consequence of a well-known approximation to the tail of the normal cdf, which is used extensively in the literature on extreme value limit theorems for normal sequences and processes (see Equation 1.5.4 in Leadbetter et al. 1983, and the remainder of that book for applications). We discuss this further in Section 2.5.

## 2.2 Unbiased Estimation of $\beta$

Given an unbiased estimator of  $1/\pi$  which depends only on  $\xi_2$ , we can construct an unbiased estimator of  $\beta$  as suggested above. Moreover, this estimator is unique.

**Theorem 2.1.** *Define*

$$\begin{aligned}\hat{\beta}_U(\xi, \Sigma) &= \hat{\tau}(\xi_2, \sigma_2^2) \hat{\delta}(\xi, \Sigma) + \frac{\sigma_{12}}{\sigma_2^2} \\ &= \frac{1}{\sigma_2} \frac{1 - \Phi(\xi_2/\sigma_2)}{\phi(\xi_2/\sigma_2)} \left( \xi_1 - \frac{\sigma_{12}}{\sigma_2^2} \xi_2 \right) + \frac{\sigma_{12}}{\sigma_2^2}.\end{aligned}$$

*The estimator  $\hat{\beta}_U(\xi, \Sigma)$  is unbiased for  $\beta$  provided  $\pi > 0$ .*

*Moreover, if the parameter space (4) contains an open set then  $\hat{\beta}_U(\xi, \Sigma)$  is the unique non-randomized unbiased estimator for  $\beta$ , in the sense that any other estimator  $\hat{\beta}(\xi, \Sigma)$  satisfying*

$$E_{\pi, \beta} \left[ \hat{\beta}(\xi, \Sigma) \right] = \beta \quad \forall \pi \in \Pi, \beta \in B$$

*also satisfies*

$$\hat{\beta}(\xi, \Sigma) = \hat{\beta}_U(\xi, \Sigma) \quad a.s. \quad \forall \pi \in \Pi, \beta \in B.$$

Note that the conventional IV estimator can be written as

$$\hat{\beta}_{2SLS} = \frac{\xi_1}{\xi_2} = \frac{1}{\xi_2} \left( \xi_1 - \frac{\sigma_{12}}{\sigma_2^2} \xi_2 \right) + \frac{\sigma_{12}}{\sigma_2^2}.$$

Thus,  $\hat{\beta}_U$  differs from the conventional IV estimator only in that it replaces the plug-in estimate  $1/\xi_2$  for  $1/\pi$  by the unbiased estimate  $\hat{\tau}$ . From results in e.g. Baricz (2008), we have that  $\hat{\tau} < 1/\xi_2$  for  $\xi_2 > 0$ , so when  $\xi_2$  is positive  $\hat{\beta}_U$  shrinks the conventional IV estimator towards  $\sigma_{12}/\sigma_2^2$ .<sup>5</sup> By contrast, when  $\xi_2 < 0$ ,  $\hat{\beta}_U$  lies on the opposite side of  $\sigma_{12}/\sigma_2^2$  from the conventional IV estimator. Interestingly, one can show that the unbiased estimator is uniformly more likely to be of the correct sign than is the conventional estimator, in the sense that

$$Pr_{\pi,\beta}\{sign(\hat{\beta}_U) = sign(\beta)\} \geq Pr_{\pi,\beta}\{sign(\hat{\beta}_{2SLS}) = sign(\beta)\},$$

with strict inequality at some points.<sup>6</sup>

## 2.3 Risk and Moments of the Unbiased Estimator

The uniqueness of  $\hat{\beta}_U$  among nonrandomized estimators implies that  $\hat{\beta}_U$  minimizes the risk  $E_{\pi,\beta}\ell\left(\tilde{\beta}(\xi, \Sigma) - \beta\right)$  uniformly over  $\pi, \beta$  and over the class of unbiased estimators  $\tilde{\beta}$  for any loss function  $\ell$  such that randomization cannot reduce risk. In particular, by Jensen's inequality  $\hat{\beta}_U$  is uniformly minimum risk for any convex loss function  $\ell$ . This includes absolute value loss as well as squared error loss or  $L^p$  loss for any  $p \geq 1$ . However, elementary calculations show that  $|\hat{\beta}_U|$  has an infinite  $p$ th moment for  $p > 1$ . Thus the fact that  $\hat{\beta}_U$  has uniformly minimal risk implies that any unbiased estimator must have an infinite  $p$ th moment for any  $p > 1$ . In particular, while  $\hat{\beta}_U$  is the uniform minimum mean absolute deviation unbiased estimator of  $\beta$ , it is minimum variance unbiased only in the sense that all unbiased estimators have infinite variance. We record this result in the following theorem.

**Theorem 2.2.** *For  $\varepsilon > 0$ , the expectation of  $|\hat{\beta}_U(\xi, \Sigma)|^{1+\varepsilon}$  is infinite for all  $\pi, \beta$ . Moreover, if the parameter space (4) contains an open set then any unbiased estimator of  $\beta$*

---

<sup>5</sup>Under weak instrument asymptotics as in Staiger & Stock (1997) and homoskedastic errors,  $\sigma_{12}/\sigma_2^2$  is the probability limit of the OLS estimator, though this does not in general hold under weaker assumptions on the error structure.

<sup>6</sup>This property is far from unique to the unbiased estimator, however.

has an infinite  $1 + \varepsilon$  moment.

## 2.4 The Role of the Sign Restriction

In the introduction we argued that it is frequently reasonable to assume that the sign of the first-stage relationship is known, and Theorem 2.1 shows that this restriction suffices to allow mean-unbiased estimation of  $\beta$  in the just-identified model. In fact, a restriction on the parameter space is necessary for an unbiased estimator to exist.

In the just-identified linear IV model with parameter space  $\{(\pi, \beta) \in \mathbb{R}^2\}$ , Theorem 2.5 of Hirano & Porter (2015) implies that no mean, median, or quantile unbiased estimator can exist. Given this negative result, the positive conclusion of Theorem 2.1 may seem surprising. The key point is that by restricting the sign of  $\pi$  to be strictly positive, the parameter space  $\Theta$  as defined in (4) violates Assumption 2.4 of Hirano & Porter (2015), and so renders their negative result inapplicable. Intuitively, assuming the sign of  $\pi$  is known provides just enough information to allow mean-unbiased estimation of  $\beta$ . For further discussion of this point we refer the interested reader to Appendix C.

## 2.5 Behavior of $\hat{\beta}_U$ When $\pi$ is Large

While the finite-sample unbiasedness of  $\hat{\beta}_U$  is appealing, it is also natural to consider performance when the instruments are highly informative. This situation, which we will model by taking  $\pi$  to be large, corresponds to the conventional strong-instrument asymptotics where one fixes the data generating process and takes the sample size to infinity.<sup>7</sup>

---

<sup>7</sup>Formally, in the finite-sample normal IV model (1), strong-instrument asymptotics will correspond to fixing  $\pi$  and taking  $T \rightarrow \infty$ , which under mild conditions on  $Z$  and  $\text{Var}((U', V')')$  will result in  $\Sigma \rightarrow 0$  in (2). However, it is straightforward to show that the behavior of  $\hat{\beta}_U$ ,  $\hat{\beta}_{2SLS}$ , and many other estimators in this case will be the same as the behavior obtained by holding  $\Sigma$  fixed and taking  $\pi$  to infinity. We focus on the latter case here to simplify the exposition. See Appendix B, which provides asymptotic results with an unknown error distribution, for asymptotic results under  $T \rightarrow \infty$ .

As we discussed above, the unbiased and conventional IV estimators differ only in that the former substitutes  $\hat{\tau}(\xi_2, \sigma_2^2)$  for  $1/\xi_2$ . These two estimators for  $1/\pi$  coincide to a high order of approximation for large values of  $\xi_2$ . Specifically, as noted in Small (2010) (Section 2.3.4), for  $\xi_2 > 0$  we have

$$\sigma_2 \left| \hat{\tau}(\xi_2, \sigma_2^2) - \frac{1}{\xi_2} \right| \leq \left| \frac{\sigma_2^3}{\xi_2^3} \right|.$$

Thus, since  $\xi_2 \xrightarrow{p} \infty$  as  $\pi \rightarrow \infty$ , the difference between  $\hat{\tau}(\xi_2, \sigma_2^2)$  and  $1/\xi_2$  converges rapidly to zero (in probability) as  $\pi$  grows. Consequently, the unbiased estimator  $\hat{\beta}_U$  (appropriately normalized) has the same limiting distribution as the conventional IV estimator  $\hat{\beta}_{2SLS}$  as we take  $\pi \rightarrow \infty$ .

**Theorem 2.3.** *As  $\pi \rightarrow \infty$ , holding  $\beta$  and  $\Sigma$  fixed,*

$$\pi \left( \hat{\beta}_U - \hat{\beta}_{2SLS} \right) \xrightarrow{p} 0.$$

*Consequently,  $\hat{\beta}_U \xrightarrow{p} \beta$  and*

$$\pi \left( \hat{\beta}_U - \beta \right) \xrightarrow{d} N \left( 0, \sigma_1^2 - 2\beta\sigma_{12} + \beta^2\sigma_2^2 \right).$$

Thus, the unbiased estimator  $\hat{\beta}_U$  behaves as the standard IV estimator for large values of  $\pi$ . Consequently, one can show that using this estimator along with conventional standard errors will yield asymptotically valid inference under strong-instrument asymptotics. See Appendix B for details.

### 3 Unbiased Estimation with Multiple Instruments

We now consider the case with multiple instruments, where the model is given by (1) and (2) with  $k$  (the dimension of  $Z_t$ ,  $\pi$ ,  $\xi_1$  and  $\xi_2$ ) greater than 1. As in Section 1.2, we assume that the sign of each element  $\pi_i$  of the first stage vector is known, and we normalize this sign to be positive, giving the parameter space (4).

Using the results in Section 2 one can construct an unbiased estimator for  $\beta$  in many different ways. For any index  $i \in \{1, \dots, k\}$ , the unbiased estimator based on  $(\xi_{1,i}, \xi_{2,i})$

will, of course, still be unbiased for  $\beta$  when  $k > 1$ . One can also take non-random weighted averages of the unbiased estimators based on different instruments. Using the unbiased estimator based on a fixed linear combination of instruments is another possibility, so long as the linear combination preserves the sign restriction. However, such approaches will not adapt to information from the data about the relative strength of instruments and so will typically be inefficient when the instruments are strong.

By contrast, the usual 2SLS estimator achieves asymptotic efficiency in the strongly identified case (modeled here by taking  $\|\pi\| \rightarrow \infty$ ) when errors are homoskedastic. In fact, in this case 2SLS is asymptotically equivalent to an infeasible estimator that uses knowledge of  $\pi$  to choose the optimal combination of instruments. Thus, a reasonable goal is to construct an estimator that (1) is unbiased for fixed  $\pi$  and (2) is asymptotically equivalent to 2SLS as  $\|\pi\| \rightarrow \infty$ .<sup>8</sup> In the remainder of this section we first introduce a class of unbiased estimators and then show that a (feasible) estimator in this class attains the desired strong IV efficiency property. Further, we show that in the over-identified case it is possible to construct unbiased estimators which are robust to small violations of the first stage sign restriction. Finally, we derive bounds on the attainable risk of any estimator for finite  $\|\pi\|$  and show that, while the unbiased estimators described above achieve optimality in an asymptotic sense as  $\|\pi\| \rightarrow \infty$  regardless of the direction of  $\pi$ , the optimal unbiased estimator for finite  $\pi$  will depend on the direction of  $\pi$ .

---

<sup>8</sup>In the heteroskedastic case, the 2SLS estimator will no longer be asymptotically efficient, and a two-step GMM estimator can be used to achieve the efficiency bound. Because it leads to simpler exposition, and because the 2SLS estimator is common in practice, we consider asymptotic equivalence with 2SLS, rather than asymptotic efficiency in the heteroskedastic case, as our goal. As discussed in Section 3.3 below, however, our approach generalizes directly to efficient estimators in non-homoskedastic settings.

### 3.1 A General Class of Unbiased Estimators

Let

$$\xi(i) = \begin{pmatrix} \xi_{1,i} \\ \xi_{2,i} \end{pmatrix} \text{ and } \Sigma(i) = \begin{pmatrix} \Sigma_{11,ii} & \Sigma_{12,ii} \\ \Sigma_{21,ii} & \Sigma_{22,ii} \end{pmatrix}$$

be the reduced form and first stage estimators based on the  $i$ th instrument and their variance matrix, respectively, so that  $\hat{\beta}_U(\xi(i), \Sigma(i))$  is the unbiased estimator based on the  $i$ th instrument. Given a weight vector  $w \in \mathbb{R}^k$  with  $\sum_{i=1}^k w_i = 1$ , let

$$\hat{\beta}_w(\xi, \Sigma; w) = \sum_{i=1}^k w_i \hat{\beta}_U(\xi(i), \Sigma(i)).$$

Clearly,  $\hat{\beta}_w$  is unbiased so long as  $w$  is nonrandom. Allowing  $w$  to depend on the data  $\xi$ , however, may introduce bias through the dependence between the weights and the estimators  $\hat{\beta}_U(\xi(i), \Sigma(i))$ .

To avoid this bias we first consider a randomized unbiased estimator and then take its conditional expectation given the sufficient statistic  $\xi$  to eliminate the randomization. Let  $\zeta \sim N(0, \Sigma)$  be independent of  $\xi$ , and let  $\xi^{(a)} = \xi + \zeta$  and  $\xi^{(b)} = \xi - \zeta$ . Then  $\xi^{(a)}$  and  $\xi^{(b)}$  are (unconditionally) independent draws with the same marginal distribution as  $\xi$ , save that  $\Sigma$  is replaced by  $2\Sigma$ . If  $T$  is even,  $Z'Z$  is the same across the first and second halves of the sample, and the errors are iid, then  $\xi^{(a)}$  and  $\xi^{(b)}$  have the same joint distribution as the reduced form estimators based on the first and second half of the sample. Thus, we can think of these as split-sample reduced-form estimates.

Let  $\hat{w} = \hat{w}(\xi^{(b)})$  be a vector of data dependent weights with  $\sum_{i=1}^k \hat{w}_i = 1$ . By the independence of  $\xi^{(a)}$  and  $\xi^{(b)}$ ,

$$E \left[ \hat{\beta}_w(\xi^{(a)}, 2\Sigma; \hat{w}(\xi^{(b)})) \right] = \sum_{i=1}^k E \left[ \hat{w}_i(\xi^{(b)}) \right] \cdot E \left[ \hat{\beta}_U(\xi^{(a)}(i), 2\Sigma(i)) \right] = \beta. \quad (7)$$

To eliminate the noise introduced by  $\zeta$ , define the ‘‘Rao-Blackwellized’’ estimator

$$\hat{\beta}_{RB} = \hat{\beta}_{RB}(\xi, \Sigma; \hat{w}) = E \left[ \hat{\beta}_w(\xi^{(a)}, 2\Sigma; \hat{w}(\xi^{(b)})) \middle| \xi \right].$$

Unbiasedness of  $\hat{\beta}_{RB}$  follows immediately from (7) and the law of iterated expectations. While  $\hat{\beta}_{RB}$  does not, to our knowledge, have a simple closed form, it can be computed by integrating over the distribution of  $\zeta$ . This can easily be done by simulation, taking the sample average of  $\hat{\beta}_w$  over simulated draws of  $\xi^{(a)}$  and  $\xi^{(b)}$  while holding  $\xi$  at its observed value.

### 3.2 Equivalence with 2SLS under Strong IV Asymptotics

We now propose a set of weights  $\hat{w}$  which yield an unbiased estimator asymptotically equivalent to 2SLS. To motivate these weights, note that for  $W = Z'Z$  and  $e_i$  the  $i$ th standard basis vector, the 2SLS estimator can be written as

$$\hat{\beta}_{2SLS} = \frac{\xi_2' W \xi_1}{\xi_2' W \xi_2} = \sum_{i=1}^k \frac{\xi_2' W e_i e_i' \xi_2}{\xi_2' W \xi_2} \frac{\xi_{1,i}}{\xi_{2,i}},$$

which is the GMM estimator with weight matrix  $W = Z'Z$ . Thus, the 2SLS estimator is a weighted average of the 2SLS estimates based on single instruments, where the weight for estimate  $\xi_{1,i}/\xi_{2,i}$  based on instrument  $i$  is equal to  $\frac{\xi_2' W e_i e_i' \xi_2}{\xi_2' W \xi_2}$ . This suggests the unbiased Rao-Blackwellized estimator with weights  $\hat{w}_i^*(\xi^{(b)}) = \frac{\xi_2^{(b)'} W e_i e_i' \xi_2^{(b)}}{\xi_2^{(b)'} W \xi_2^{(b)}}$ :

$$\hat{\beta}_{RB}^* = \hat{\beta}_{RB}(\xi, \Sigma; \hat{w}) = E \left[ \hat{\beta}_w(\xi^{(a)}, 2\Sigma; \hat{w}^*(\xi^{(b)})) \middle| \xi \right]. \quad (8)$$

The following theorem shows that  $\hat{\beta}_{RB}^*$  is asymptotically equivalent to  $\hat{\beta}_{2SLS}$  in the strongly identified case, and is therefore asymptotically efficient if the errors are iid.

**Theorem 3.1.** *Let  $\pi \rightarrow \infty$  with  $\|\pi\|/\min_i \pi_i = \mathcal{O}(1)$ . Then  $\|\pi\|(\hat{\beta}_{RB}^* - \hat{\beta}_{2SLS}) \xrightarrow{p} 0$ .*

The condition that  $\|\pi\|/\min_i \pi_i = \mathcal{O}(1)$  amounts to an assumption that the “strength” of all instruments is of the same order. As discussed below in Section 3.4, this assumption can be relaxed by redefining the instruments.

To understand why Theorem 3.1 holds, consider the “oracle” weights  $w_i^* = \frac{\pi' W e_i e_i' \pi}{\pi' W \pi}$ . It is easy to see that  $\hat{w}_i^* - w_i^* \xrightarrow{p} 0$  as  $\|\pi\| \rightarrow \infty$ . Consider the oracle unbiased estimator  $\hat{\beta}_{RB}^o = \hat{\beta}_{RB}(\xi, \Sigma; w^*)$ , and the oracle combination of individual 2SLS estimators

$\hat{\beta}_{2SLS}^o = \sum_{i=1}^k w_i^* \frac{\xi_{1,i}}{\xi_{2,i}}$ . By arguments similar to those used to show that statistical noise in the first stage estimates does not affect the 2SLS asymptotic distribution under strong instrument asymptotics, it can be seen that  $\|\pi\|(\hat{\beta}_{2SLS}^o - \hat{\beta}_{2SLS}) \xrightarrow{p} 0$  as  $\|\pi\| \rightarrow \infty$ . Further, one can show that  $\hat{\beta}_{RB}^o = \hat{\beta}_w(\xi, \Sigma; w^*) = \sum_{i=1}^k w_i^* \hat{\beta}_U(\xi(i), \Sigma(i))$ . Since this is just  $\hat{\beta}_{2SLS}^o$  with  $\hat{\beta}_U(\xi(i), \Sigma(i))$  replacing  $\xi_{i,1}/\xi_{i,2}$ , it follows by Theorem 2.3 that  $\|\pi\|(\hat{\beta}_{RB}^o - \hat{\beta}_{2SLS}^o) \xrightarrow{p} 0$ . Theorem 3.1 then follows by showing that  $\|\pi\|(\hat{\beta}_{RB} - \hat{\beta}_{RB}^o) \xrightarrow{p} 0$ , which follows for essentially the same reasons that first stage noise does not affect the asymptotic distribution of the 2SLS estimator but requires some additional argument. We refer the interested reader to the proof of Theorem 3.1 in Appendix A for details.

### 3.3 Efficient Estimation with Non-Homoskedastic Errors

The estimator  $\hat{\beta}_{RB}^*$  proposed above may be viewed as deficient because it is asymptotically efficient only under homoskedastic errors. We now discuss an extension of the results above to efficient estimation without a homoskedasticity assumption. In models with non-homoskedastic errors the two step GMM estimator given by

$$\hat{\beta}_{GMM, \hat{W}} = \frac{\xi_2' \hat{W} \xi_1}{\xi_2' \hat{W} \xi_2} \text{ where } \hat{W} = \left( \Sigma_{11} - \hat{\beta}_{2SLS}(\Sigma_{12} + \Sigma_{21}) + \hat{\beta}_{2SLS}^2 \Sigma_{22} \right)^{-1}, \quad (9)$$

is asymptotically efficient under strong instruments. Here,  $\hat{W}$  is an estimate of the inverse of the variance matrix of the moments  $\xi_1 - \beta \xi_2$ , which the GMM estimator sets close to zero. Let

$$\hat{w}_{GMM,i}^*(\xi^{(b)}) = \frac{\xi_2^{(b)'} \hat{W}(\xi^{(b)}) e_i e_i' \xi_2^{(b)}}{\xi_2^{(b)'} \hat{W}(\xi^{(b)}) \xi_2^{(b)}} \quad (10)$$

where

$$\hat{W}(\xi^{(b)}) = \left( \Sigma_{11} - \hat{\beta}(\xi^{(b)})(\Sigma_{12} + \Sigma_{21}) + \hat{\beta}(\xi^{(b)})^2 \Sigma_{22} \right)^{-1}$$

for a preliminary estimator  $\hat{\beta}(\xi^{(b)})$  of  $\beta$  based on  $\xi^{(b)}$ . The Rao-Blackwellized estimator formed by replacing  $\hat{w}^*$  with  $\hat{w}_{GMM}^*$  in the definition of  $\hat{\beta}_{RB}^*$  gives an unbiased estimator that is asymptotically efficient under strong instrument asymptotics with non-homoskedastic errors. We refer the reader to Appendix A for details.



### 3.4 Robust Unbiased Estimation

So far, all the unbiased estimators we have discussed required  $\pi_i > 0$  for all  $i$ . Even when the first stage sign is dictated by theory, however, we may be concerned that this restriction may fail to hold exactly in a given empirical context. To address such concerns, in this section we show that in over-identified models we can construct estimators which are robust to small violations of the sign restriction. Our approach has the further benefit of ensuring asymptotic efficiency when, while  $\|\pi\| \rightarrow \infty$ , the elements  $\pi_i$  may increase at different rates.

Let  $M$  be a  $k \times k$  invertible matrix such that all elements are strictly positive, and

$$\tilde{\xi} = (I_2 \otimes M)\xi, \quad \tilde{\Sigma} = (I_2 \otimes M)\Sigma(I_2 \otimes M)', \quad \tilde{W} = M^{-1}'WM^{-1}.$$

The GMM estimator based on  $\tilde{\xi}$  and  $\tilde{W}$  is numerically equivalent to the GMM estimator based on  $\xi$  and  $W$ . In particular, for many choices of  $W$ , including all those discussed above, estimation based on  $(\tilde{\xi}, \tilde{W}, \tilde{\Sigma})$  is equivalent to estimation based on instruments  $ZM^{-1}$  rather than  $Z$ .

Note that for  $\tilde{\pi} = M\pi$ ,  $\tilde{\xi}$  is normally distributed with mean  $(\tilde{\pi}'\beta, \tilde{\pi}')'$  and variance  $\tilde{\Sigma}$ . Thus, if we construct the estimator  $\hat{\beta}_{RB}^*$  from  $(\tilde{\xi}, \tilde{W}, \tilde{\Sigma})$  instead of  $(\xi, W, \Sigma)$ , we obtain an unbiased estimator provided  $\tilde{\pi}_i > 0$  for all  $i$ . Since all elements of  $M$  are strictly positive this is a strictly weaker condition than  $\pi_i > 0$  for all  $i$ . By Theorem 3.1,  $\hat{\beta}_{RB}^*$  constructed from  $\tilde{\xi}$  and  $\tilde{W}$  will be asymptotically efficient as  $\|\tilde{\pi}\| \rightarrow \infty$  so long as  $\tilde{\pi} = M\pi$  is nonnegative and satisfies  $\|\tilde{\pi}\|/\min_i \tilde{\pi}_i = \mathcal{O}(1)$ . Note, however, that

$$\min_i \tilde{\pi}_i \geq (\min_{i,j} M_{ij})\|\pi\| = (\min_{i,j} M_{ij}) \frac{\|\pi\|}{\|M\pi\|} \|\tilde{\pi}\| \geq (\min_{i,j} M_{ij}) \left( \inf_{\|u\|=1} \frac{\|u\|}{\|Mu\|} \right) \|\tilde{\pi}\|$$

so  $\|\tilde{\pi}\|/\min_i \tilde{\pi}_i = \mathcal{O}(1)$  now follows automatically from  $\|\pi\| \rightarrow \infty$ .

Conducting estimation based on  $\tilde{\xi}$  and  $\tilde{W}$  offers a number of advantages for many

different choices of  $M$ . One natural class of transformations  $M$  is

$$M = \begin{bmatrix} 1 & c & c & \cdots & c \\ c & 1 & c & \cdots & c \\ c & c & 1 & \cdots & c \\ \vdots & \vdots & \vdots & \ddots & \vdots \\ c & c & c & \cdots & 1 \end{bmatrix} \text{Diag}(\Sigma_{22})^{-\frac{1}{2}} \quad (11)$$

for  $c \in [0, 1)$  and  $\text{Diag}(\Sigma_{22})$  the matrix with the same diagonal as  $\Sigma_{22}$  and zeros elsewhere. For a given  $c$ , denote the estimator  $\hat{\beta}_{RB}^*$  based on the corresponding  $(\tilde{\xi}, \tilde{W}, \tilde{\Sigma})$  by  $\hat{\beta}_{RB,c}^*$ . One can show that  $\hat{\beta}_{RB,0}^* = \hat{\beta}_{RB}^*$  based on  $(\xi, W, \Sigma)$ , and going forward we let  $\hat{\beta}_{RB}^*$  denote  $\hat{\beta}_{RB,0}^*$ .

We can interpret  $c$  as specifying a level of robustness to violations on the sign restriction for  $\pi_i$ . In particular, for a given choice of  $c$ ,  $\tilde{\pi}$  will satisfy the sign restriction provided that for each  $i$ ,

$$-\pi_i / \sqrt{\Sigma_{22,ii}} < c \cdot \sum_{j \neq i} \pi_j / \sqrt{\Sigma_{22,jj}},$$

that is, provided the expected z-statistic for testing that each wrong-signed  $\pi_i$  is equal to zero is less than  $c$  times the sum of the expected z-statistics for  $j \neq i$ . Larger values of  $c$  provide a greater degree of robustness to violations of the sign restriction, while all choices of  $c \in (0, 1)$  yield asymptotically equivalent estimators as  $\|\pi\| \rightarrow \infty$ . For finite values of  $\pi$  however, different choices of  $c$  yield different estimators, so we explore the effects of different choices below using the Angrist & Krueger (1991) dataset. Determining the optimal choice of  $c$  for finite values of  $\pi$  is an interesting topic for future research.

### 3.5 Bounds on the Attainable Risk

While the class of estimators given above has the desirable property of asymptotic efficiency as  $\|\pi\| \rightarrow \infty$ , it is useful to have a benchmark for the performance for finite  $\pi$ . In Appendix D, we derive a lower bound for the risk of any unbiased estimator at

a given  $\pi^*, \beta^*$ . The bound is based on the risk in a submodel with a single instrument and, as in the single instrument case, shows that any unbiased estimator must have an infinite  $1 + \varepsilon$  absolute moment for  $\varepsilon > 0$ . In certain cases, which include large parts of the parameter space under homoskedastic errors  $(U_t, V_t)$ , the bound can be attained. The estimator that attains the bound turns out to depend on the value  $\pi^*$ , which shows that no uniform minimum risk unbiased estimator exists. See Appendix D for details.

## 4 Simulations

In this section we present simulation results on the performance of our unbiased estimators. We first consider models with a single instrument and then turn to over-identified models. Since the parameter space in the single-instrument model is small, we are able to obtain comprehensive simulation results in this case, studying performance over a wide range of parameter values. In the over-identified case, by contrast, the parameter space is too large to comprehensively explore by simulation so we instead calibrate our simulations to the Staiger & Stock (1997) specifications for the Angrist & Krueger (1991) dataset.

### 4.1 Performance with a Single Instrument

The estimator  $\hat{\beta}_U$  based on a single instrument plays a central role in all of our results, so in this section we examine the performance of this estimator in simulation. For purposes of comparison we also discuss results for the two-stage least squares estimator  $\hat{\beta}_{2SLS}$ . The lack of moments for  $\hat{\beta}_{2SLS}$  in the just-identified context renders some comparisons with  $\hat{\beta}_U$  infeasible, however, so we also consider the performance of the Fuller (1977) estimator with constant one,

$$\hat{\beta}_{FULL} = \frac{\xi_2 \xi_1 + \sigma_{12}}{\xi_2^2 + \sigma_2^2}$$

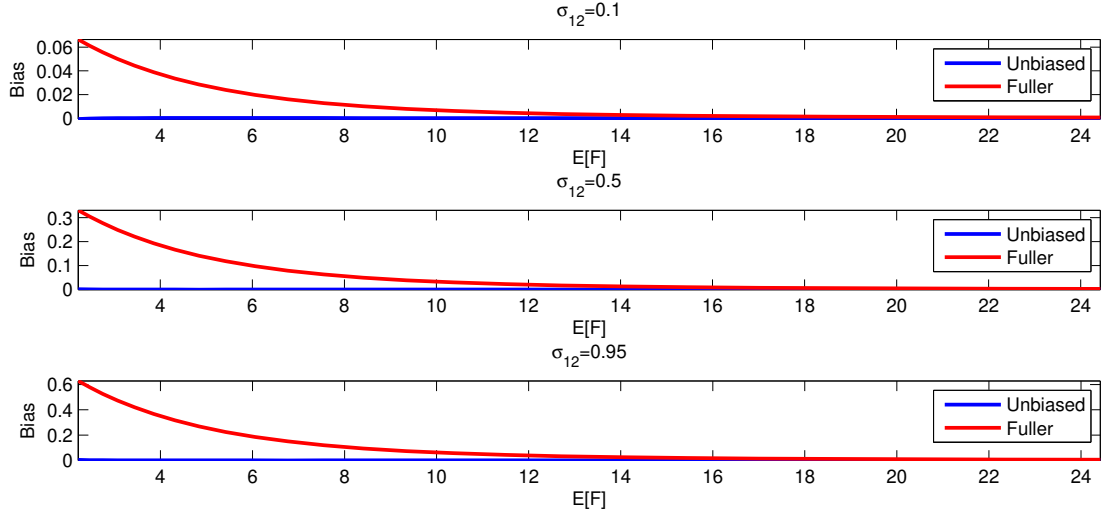


Figure 1: Bias of single-instrument estimators, plotted against mean  $E[F]$  of first-stage F-statistic, based on 10 million simulations.

which we define as in Mills et al. (2014).<sup>9</sup> Note that in the just-identified case considered here  $\hat{\beta}_{FULL}$  also coincides with the bias-corrected 2SLS estimator (again, see Mills et al.).

While the model (2) has five parameters in the single-instrument case,  $(\beta, \pi, \sigma_1^2, \sigma_{12}, \sigma_2^2)$ , an equivariance argument implies that for our purposes it suffices to fix  $\beta = 0$ ,  $\sigma_1 = \sigma_2 = 1$  and consider the parameter space  $(\pi, \sigma_{12}) \in (0, \infty) \times [0, 1]$ . See Appendix E for details. Since this parameter space is just two-dimensional, we can fully explore it via simulation.

#### 4.1.1 Estimator Location

We first compare the bias of  $\hat{\beta}_U$  and  $\hat{\beta}_{FULL}$  (we omit  $\hat{\beta}_{2SLS}$  from this comparison, as it does not have a mean in the just-identified case). We consider  $\sigma_{12} \in \{0.1, 0.5, 0.95\}$

---

<sup>9</sup>In the case where  $U_t$  and  $V_t$  are correlated or heteroskedastic across  $t$ , the definition of  $\hat{\beta}_{FULL}$  above is the natural extension of the definition considered in Mills et al. (2014).

and examine a wide range of values for  $\pi > 0$ .<sup>10</sup>

If, rather than considering mean bias, we instead consider median bias, we find that  $\hat{\beta}_U$  and  $\hat{\beta}_{2SLS}$  generally exhibit smaller median bias than  $\hat{\beta}_{FULL}$ . There is no ordering between  $\hat{\beta}_U$  and  $\hat{\beta}_{2SLS}$  in terms of median bias, however, as the median bias of  $\hat{\beta}_U$  is smaller than that of  $\hat{\beta}_{2SLS}$  for very small values of  $\pi$ , while the median bias of  $\hat{\beta}_{2SLS}$  is smaller for larger values  $\pi$ .

#### 4.1.2 Estimator Dispersion

The lack of moments for  $\hat{\beta}_{2SLS}$  complicates comparisons of dispersion, since we cannot consider mean squared error or mean absolute deviation, and also cannot recenter  $\hat{\beta}_{2SLS}$  around its mean. As an alternative, we instead consider the full distribution of the absolute deviation of each estimator from its median. In particular, for the estimators  $(\hat{\beta}_U, \hat{\beta}_{2SLS}, \hat{\beta}_{FULL})$  we calculate the zero-median residuals

$$(\varepsilon_U, \varepsilon_{2SLS}, \varepsilon_{FULL}) = \left( \hat{\beta}_U - \text{med}(\hat{\beta}_U), \hat{\beta}_{2SLS} - \text{med}(\hat{\beta}_{2SLS}), \hat{\beta}_{FULL} - \text{med}(\hat{\beta}_{FULL}) \right).$$

Our simulation results suggest a strong stochastic ordering between these residuals (in absolute value). In particular we find that  $|\varepsilon_{2SLS}|$  approximately dominates  $|\varepsilon_U|$ , which in turn approximately dominates  $|\varepsilon_{FULL}|$ , both in the sense of first order stochastic dominance. In particular, for  $\tau \in \{0.001, 0.002, \dots, 0.999\}$  the  $\tau$ -th quantile of  $|\varepsilon_{2SLS}|$  in simulation is never more than  $10^{-4}$  smaller than the  $\tau$ -th quantile of  $|\varepsilon_U|$ , and the  $\tau$ -th quantile of  $|\varepsilon_U|$  is never more than  $10^{-3}$  smaller than the  $\tau$ -th quantile of  $|\varepsilon_{FULL}|$ , both uniformly over  $\tau$  and  $(\pi, \sigma_{12})$ .<sup>11</sup> Thus, our simulations demonstrate that  $\hat{\beta}_{2SLS}$  is

---

<sup>10</sup>We restrict attention to  $\pi \geq 1$  in the bias plots. Since the first stage F-statistic is  $F = \xi_2^2$  in the present context, this corresponds to  $E[F] \geq 2$ . The expectation of  $\hat{\beta}_U$  ceases to exist at  $\pi = 0$ , and for  $\pi$  close to zero the heavy tails of  $\hat{\beta}_U$  mean that the sample average of  $\hat{\beta}_U$  in simulation can differ substantially from zero even with a large number of simulation replications.

<sup>11</sup>By contrast, the  $\tau$ -th quantile of  $|\varepsilon_{2SLS}|$  may exceed corresponding quantile of  $|\varepsilon_U|$  by as much as 483, or (in proportional terms) by as much as a factor of 32, while the  $\tau$ -th quantile of  $|\varepsilon_U|$  may exceed the corresponding quantile of  $|\varepsilon_{FULL}|$  by as much as 37, or (in proportional terms) by as much as a factor of 170.

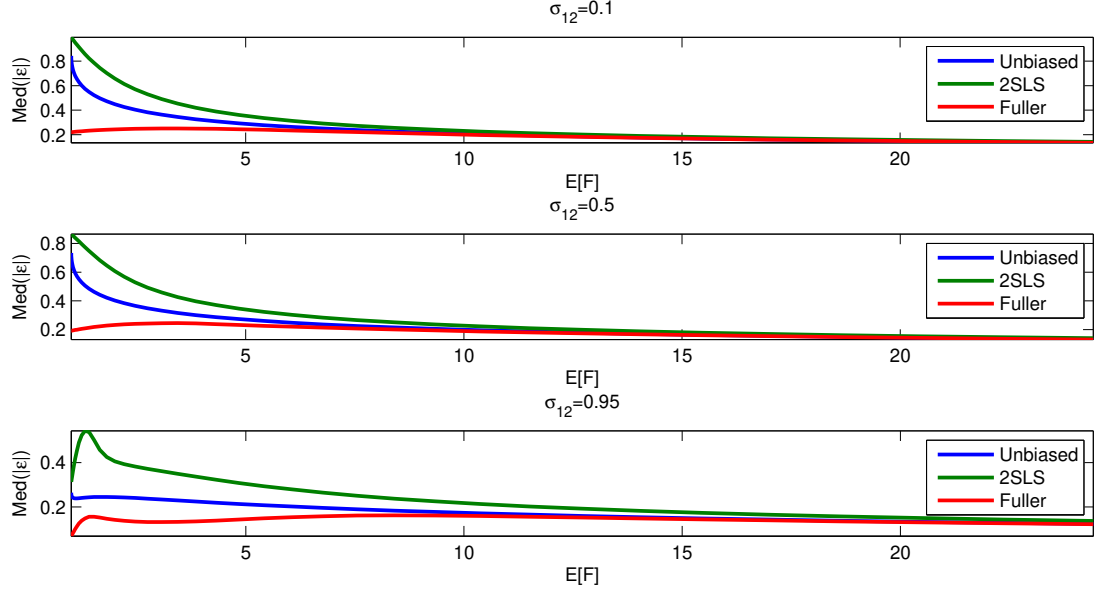


Figure 2: Median of  $|\varepsilon| = \left| \hat{\beta} - \text{med}(\hat{\beta}) \right|$  for single-instrument IV estimators, plotted against mean  $E_{\pi}[F]$  of first-stage F-statistic, based on 10 million simulations.

more dispersed around its median than is  $\hat{\beta}_U$ , which is in turn more dispersed around its median than  $\hat{\beta}_{FULL}$ . To illustrate this finding, Figure 2 plots the median of  $|\varepsilon|$  for the different estimators. While Figure 2 considers only one quantile and three values of  $\sigma_{12}$ , a more extensive discussion of our simulations results is given in Appendix F.

This numerical result is consistent with analytical results on the tail behavior of the estimators. In particular,  $\hat{\beta}_{2SLS}$  has no moments, reflecting thick tails in its sampling distribution, while  $\hat{\beta}_{FULL}$  has all moments, reflecting thin tails. As noted in Section 2.3, the unbiased estimator  $\hat{\beta}_U$  has a first moment but no more, and so falls between these two extremes.

## 4.2 Performance with Multiple Instruments

In models with multiple instruments, if we assume that errors are homoskedastic an equivariance argument closely related to that in just-identified case again allows us to reduce the dimension of the parameter space. Unlike in the just-identified case, how-

ever, the matrix  $Z'Z$  and the direction of the first stage,  $\pi/\|\pi\|$ , continue to matter (see Appendix E for details). As a result, the parameter space is too large to fully explore by simulation, so we instead calibrate our simulations to the Staiger & Stock (1997) specifications for the 1930-1939 cohort in the Angrist & Krueger (1991) data. While there is statistically significant heteroskedasticity in this data, this significance appears to be the result of the large sample size rather than substantively important deviations from homoskedasticity. In particular, procedures which assume homoskedasticity produce very similar answers to heteroskedasticity-robust procedures when applied to this data. Thus, given that homoskedasticity leads to a reduction of the parameter space as discussed above, we impose homoskedasticity in our simulations.

In each of the four Staiger & Stock (1997) specifications we estimate  $\pi/\|\pi\|$  and  $Z'Z$  from the data (ensuring, as discussed in Appendix G, that  $\pi/\|\pi\|$  satisfies the sign restriction). After reducing the parameter space by equivariance and calibrating  $Z'Z$  and  $\pi/\|\pi\|$  to the data, the model has two remaining free parameters: the norm of the first stage,  $\|\pi\|$ , and the correlation  $\sigma_{UV}$  between the reduced-form and first-stage errors. We examine behavior for a range of values for  $\|\pi\|$  and for  $\sigma_{UV} \in \{0.1, 0.5, 0.95\}$ . Further details on the simulation design are given in Appendix G.

For each parameter value we simulate the performance of  $\hat{\beta}_{2SLS}$ ,  $\hat{\beta}_{FULL}$  (which is again the Fuller estimator with constant equal to one), and  $\hat{\beta}_{RB}^*$  as defined in Section 3.2. We also consider the robust estimators  $\hat{\beta}_{RB,c}^*$  discussed in Section 3.4 for  $c \in \{0.1, 0.5, 0.9\}$ , but find that all three choices produce very similar results and so focus on  $c = 0.5$  to simplify the graphs.<sup>12</sup> Even with a million simulation replications, simulation estimates of the bias for the unbiased estimators (which we know to be zero from the results of Section 3) remain noisy relative to e.g. the bias in 2SLS in some calibrations, so we do not plot the bias estimates and instead focus on the mean absolute deviation (MAD)  $E_{\pi,\beta} \left[ \left| \hat{\beta} - \beta \right| \right]$  since, unlike in the just-identified case, the MAD for 2SLS is now finite. We also plot the lower bound on the mean absolute deviation of unbiased estimators discussed in Section 3.5.

---

<sup>12</sup>All results for the  $RB$  estimators are based on 1,000 draws of  $\zeta$ .

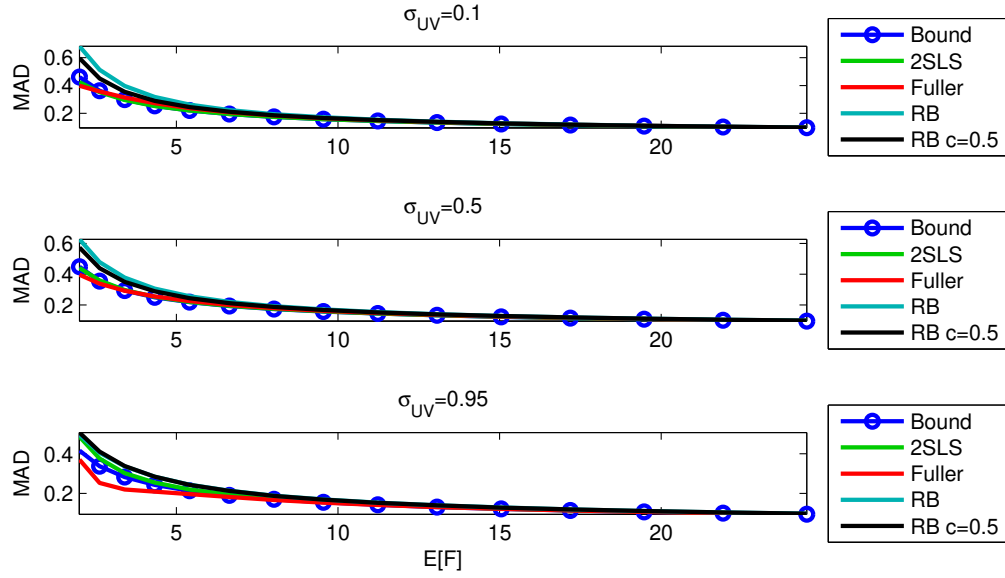


Figure 3: Mean absolute deviation of estimators in simulations calibrated to specification I of Staiger & Stock (1997), which has  $k=3$ , based on 1 million simulations.

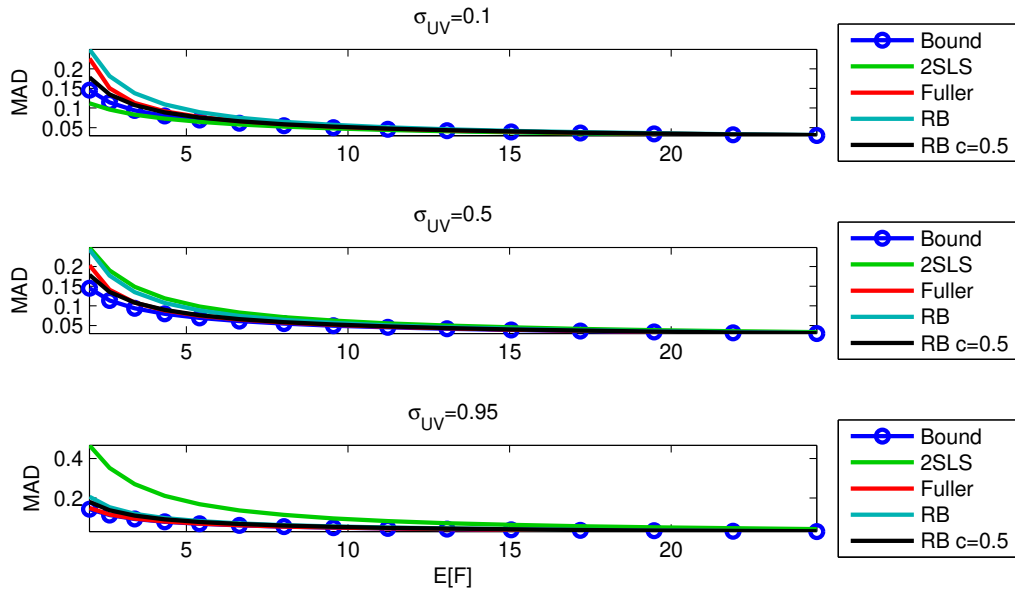


Figure 4: Mean absolute deviation of estimators in simulations calibrated to specification II of Staiger & Stock (1997), which has  $k=30$ , based on 1 million simulations.



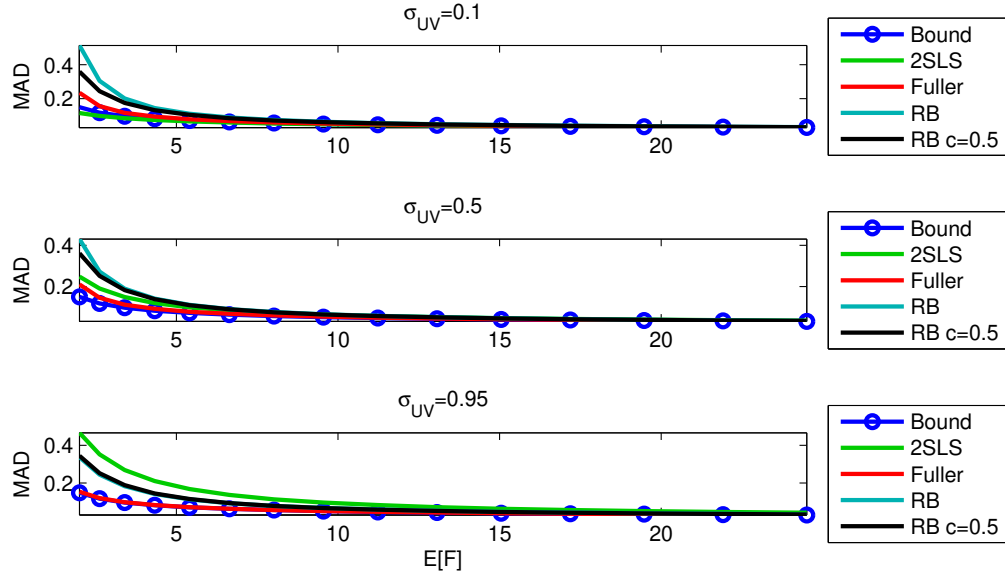


Figure 5: Mean absolute deviation of estimators in simulations calibrated to specification III of Staiger & Stock (1997), which has  $k=28$ , based on 1 million simulations.

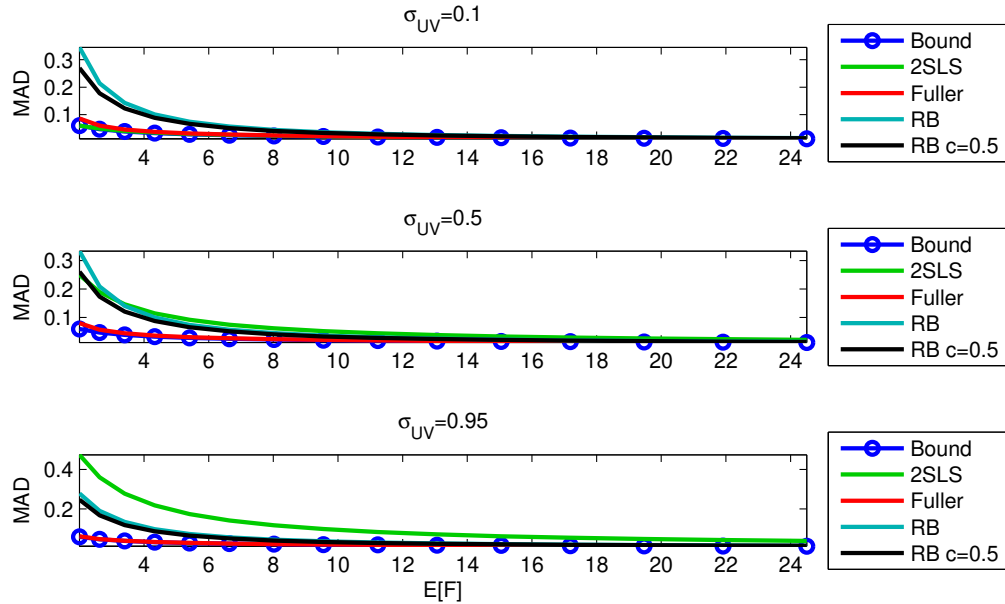


Figure 6: Mean absolute deviation of estimators in simulations calibrated to specification IV of Staiger & Stock (1997), which has  $k=178$ , based on 100,000 simulations.

Several features become clear from these results. As expected, the performance of 2SLS is typically worse for models with more instruments or with a higher degree of correlation between the reduced-form and first-stage errors (i.e. higher  $\sigma_{UV}$ ). The robust unbiased estimator  $\hat{\beta}_{RB,0.5}$  generally outperforms  $\hat{\beta}_{RB}^* = \hat{\beta}_{RB,0}^*$ . Since the estimators with  $c = 0.1$  and  $c = 0.9$  perform very similarly to that with  $c = 0.5$ , they outperform  $\hat{\beta}_{RB}^*$  as well. The gap in performance between the RB estimators and the lower bound on MAD over the class of all unbiased estimators is typically larger in specifications with more instruments. Interestingly, we see that the Fuller estimator often performs quite well, and has MAD close to or below the lower bound for the class of unbiased estimators in most designs. While this estimator is biased, its bias decreases quickly in  $\|\pi\|$  in the designs considered. Thus, at least in the homoskedastic case, this estimator seems a potentially appealing choice if we are willing to accept bias for small values of  $\pi$ .

## 5 Empirical Applications

We calculate our proposed estimators in two empirical applications. First, we consider the data and specifications used in Hornung (2014) to examine the effect of seventeenth century migrations on productivity. For our second application, we study the Staiger & Stock (1997) specifications for the Angrist & Krueger (1991) dataset on the relationship between education and labor market earnings.

### 5.1 Hornung (2014)

Hornung (2014) studies the long term impact of the flight of skilled Huguenot refugees from France to Prussia in the seventeenth century. He finds that regions of Prussia which received more Huguenot refugees during the late seventeenth century had a higher level of productivity in textile manufacturing at the start of the nineteenth century. To address concerns over endogeneity in Huguenot settlement patterns and

obtain an estimate for the causal effect of skilled immigration on productivity, Hornung (2014) considers specifications which instrument Huguenot immigration to a given region using population losses due to plague at the end of the Thirty Years' War. For more information on the data and motivation of the instrument, see Hornung (2014).

Hornung's argument for the validity of his instrument clearly implies that the first-stage effect should be positive, but the relationship between the instrument and the endogenous regressors appears to be fairly weak. In particular, the four IV specifications reported in Tables 4 and 5 of Hornung (2014) have first-stage F-statistics of 3.67, 4.79, 5.74, and 15.35, respectively. Thus, it seems that the conventional normal approximation to the distribution of IV estimates may be unreliable in this context. In each of the four main IV specifications considered by Hornung, we compare 2SLS and Fuller (again with constant equal to one) to our estimator. Since there is only a single instrument in this context, the model is just-identified and the unbiased estimator is unique. In each specification we also compute and report an identification-robust Anderson-Rubin confidence set for the coefficient on the endogenous regressor. The results are reported in Table 1.

As we can see from Table 1, our unbiased estimates in specifications I-III are smaller than the 2SLS estimates computed in Hornung (2014) (the unbiased estimate is smaller in specification IV as well, though the difference only appears in the forth decimal place). Fuller estimates are, in turn, smaller than our unbiased estimates. Nonetheless, difference between the 2SLS and unbiased estimates is less than half of the 2SLS standard error in every specification. In specifications I-III, where the instruments are relatively weak, the 95% AR confidence sets are substantially wider than 95% confidence sets calculated using 2SLS standard errors, while in specification IV the AR confidence set is fairly similar to the conventional 2SLS confidence set.

## 5.2 Angrist & Krueger (1991)

Angrist & Krueger (1991) are interested in the relationship between education and la-

Specification	Estimator	I	II	III	IV
$X$ : Percent Huguenots in 1700	2SLS	3.48	3.38	1.67	
	Fuller	3.17	3.08	1.59	
	Unbiased	3.24	3.14	1.61	
$X$ : log Huguenots in 1700	2SLS				0.07
	Fuller				0.07
	Unbiased				0.07
95% AR Confidence Set		$(-\infty, 59.23] \cup [1.55, \infty)$	[1.64, 19.12]	[-0.45, 5.93]	[-0.01, 0.16]
Other controls		Yes	Yes	Yes	Yes
Observations		150	150	186	186
Number of Towns		57	57	71	71
First Stage F-Statistic		3.67	4.79	5.74	15.35

Table 1: Results in Hornung (2014) data. Specifications in columns I and II correspond to Table 4 columns (3) and (5) in Hornung (2014), respectively, while columns III and IV correspond to Table 5 columns (3) and (6) in Hornung (2014).  $Y$  =log output,  $X$  as indicated, and  $Z$  =unadjusted population losses in I, interpolated population losses in II, and population losses averaged over several data sources in III and IV. See Hornung (2014). The 2SLS and Fuller rows report two stage least squares and Fuller estimates, respectively, while Unbiased reports  $\hat{\beta}_U$ . Other controls include a constant, a dummy for whether a town had relevant textile production in 1685, measurable inputs to the production process, and others as in Hornung (2014). As in Hornung (2014), all covariance estimates are clustered at the town level. Note that the unbiased and Fuller estimates, as well as the AR confidence sets, have been updated to correct an error in the March 22, 2015 version of the present paper.

bor market earnings. They argue that students born later in the calendar year face a longer period of compulsory schooling than those born earlier in the calendar year, and that quarter of birth is a valid instrument for years of schooling. As we note above their argument implies that the sign of the first-stage effect is known. A substantial literature, beginning with Bound et al. (1995), notes that the relationship between the instruments and the endogenous regressor appears to be quite weak in some specifications considered in Angrist & Krueger (1991). Here we consider four specifications from Staiger & Stock (1997), based on the 1930-1939 cohort. See Angrist & Krueger (1991) and Staiger & Stock (1997) for more on the data and specification.

We calculate unbiased estimators  $\hat{\beta}_{RB}^*$ ,  $\hat{\beta}_{RB,0.1}^*$ ,  $\hat{\beta}_{RB,0.5}^*$ , and  $\hat{\beta}_{RB,0.9}^*$ . In all cases we take  $W = Z'Z$ . To calculate confidence sets we use the quasi-CLR (or GMM-M) test of Kleibergen (2005), which simplifies to the CLR test of Moreira (2003) under homoskedasticity and so delivers nearly-optimal confidence sets in that case (see Mikusheva 2010). Thus, since as discussed above the data in this application appears reasonably close to homoskedasticity, we may reasonably expect the quasi-CLR confidence set to perform well. All results are reported in Table 2.

A few points are notable from these results. First, we see that in specifications I and II, which have the largest first stage F-statistics, the unbiased estimates are quite close to the other point estimates. Moreover, in these specifications the choice of  $c$  makes little difference. By contrast, in specification III, where the instruments appear to be quite weak, the unbiased estimates differ substantially, with  $\hat{\beta}_{RB}^*$  yielding a negative point estimate and  $\hat{\beta}_{RB,c}^*$  for  $c \in \{0.1, 0.5, 0.9\}$  yielding positive estimates substantially larger than the other estimators considered.<sup>13</sup> A similar, though less pronounced, version of this phenomenon arises in specification IV, where unbiased estimates are smaller than those based on conventional methods and  $\hat{\beta}_{RB}^*$  is almost 20% smaller than estimates

---

<sup>13</sup>All unbiased estimates are calculated by averaging over 100,000 draws of  $\zeta$ . For all estimates except  $\hat{\beta}_{RB}^*$  in specification III, the residual randomness is small. For  $\hat{\beta}_{RB}^*$  in specification III, however, redrawing  $\zeta$  yields substantially different point estimates. This issue persists even if we increase the number of  $\zeta$  draws to 1,000,000.

Specification	I	II	III	IV
	$\hat{\beta}$	$\hat{\beta}$	$\hat{\beta}$	$\hat{\beta}$
2SLS	0.099	0.081	0.060	0.081
Fuller	0.100	0.084	0.058	0.100
LIML	0.100	0.084	0.057	0.098
$\hat{\beta}_{RB}^*$	0.097	0.085	-0.041	0.056
$\hat{\beta}_{RB}, c = 0.1$	0.098	0.083	0.135	0.066
$\hat{\beta}_{RB}, c = 0.5$	0.098	0.083	0.135	0.066
$\hat{\beta}_{RB}, c = 0.9$	0.098	0.083	0.135	0.066
First Stage F	30.582	4.625	1.579	1.823
QCLR CS	[0.059,0.144]	[0.047,0.127]	[-0.588,0.668]	[0.056,0.150]
<i>Controls</i>				
Base Controls	Yes	Yes	Yes	Yes
Age, Age <sup>2</sup>	No	No	Yes	Yes
SOB	No	No	No	Yes
<i>Instruments</i>				
QOB	Yes	Yes	Yes	Yes
QOB*YOB	No	Yes	Yes	Yes
QOB*SOB	No	No	No	Yes
# instruments	3	30	28	178
Observations	329,509	329,509	329,509	329,509

Table 2: Results for Angrist & Krueger (1991) data. Specifications as in Staiger & Stock (1997):  $Y$  =log weekly wages,  $X$ =years of schooling, instruments  $Z$  and exogenous controls as indicated. QCLR is the quasi-CLR (or GMM-M) confidence set of Kleibergen (2005). Unbiased estimators calculated by averaging over 100,000 draws of  $\zeta$ .

based on other choices of  $c$ .

As in the simulations there is very little difference between the estimates for  $c \in \{0.1, 0.5, 0.9\}$ . In particular, while not exactly the same, the estimates coincide once rounded to three decimal places in all specifications. Given that these estimators are more robust to violations of the sign restriction than that with  $c = 0$ , we think it makes more sense to focus on these estimates.

## 6 Conclusion

In this paper, we show that a sign restriction on the first stage suffices to allow finite-sample unbiased estimation in linear IV models with normal errors and known reduced-form error covariance. Our results suggest several avenues for further research. First, while the focus of this paper is on estimation, recent work by Mills et al. (2014) finds good power for particular identification-robust conditional t-tests, suggesting that it may be interesting to consider tests based on our unbiased estimators. By inverting such tests one could obtain confidence sets which are guaranteed to contain the corresponding unbiased point estimates. More broadly, it may be interesting to study other ways to use the knowledge of the first stage sign, both for testing and estimation purposes.

## References

- Akerberg, D. & Devereux, P. (2009), ‘Improved jive estimators for overidentified linear models with and without heteroskedasticity’, *Review of Economics and Statistics* **91**, 351–362.
- Aizer, A. & Doyle Jr., J. J. (2013), Juvenile incarceration, human capital and future crime: Evidence from randomly-assigned judges, Working Paper 19102, National Bureau of Economic Research.

- Andrews, D., Moreira, M. & Stock, J. (2006), ‘Optimal two-sided invariant similar tests of instrumental variables regression’, *Econometrica* **74**, 715–752.
- Andrews, D. W. K. (2001), ‘Testing when a parameter is on the boundary of the maintained hypothesis’, *Econometrica* **69**(3), 683–734.
- Andrews, I. (2014), Conditional linear combination tests for weakly identified models. Unpublished Manuscript.
- Angrist, J. D. & Krueger, A. B. (1991), ‘Does compulsory school attendance affect schooling and earnings?’, *The Quarterly Journal of Economics* **106**(4), 979–1014.
- Angrist, J. & Krueger, A. (1995), ‘Split-sample instrumental variables estimates of the return to schooling’, *Journal of Business and Economic Statistics* **13**, 225–235.
- Baricz, Á. (2008), ‘Mills’ ratio: Monotonicity patterns and functional inequalities’, *Journal of Mathematical Analysis and Applications* **340**(2), 1362–1370.
- Bound, J., Jaeger, D. & Baker, R. (1995), ‘Problems with instrumental variables estimation when the correlation between the instruments and the endogenous explanatory variable is weak’, *Journal of the American Statistical Association* **90**, 443–450.
- Donald, S. & Newey, W. (2001), ‘Choosing the number of instruments’, *Econometrica* **69**, 1161–1191.
- Fuller, W. (1977), ‘Some properties of a modification of the limited information maximum likelihood estimator’, *Econometrica* **45**, 939–953.
- Gouriéroux, C., Holly, A. & Monfort, A. (1982), ‘Likelihood ratio test, wald test, and kuhn-tucker test in linear models with inequality constraints on the regression parameters’, *Econometrica* **50**(1), 63–80.
- Hahn, J., Hausman, J. & Kuersteiner, G. (2004), ‘Estimation with weak instruments: Accuracy of higher order bias and mse approximations’, *Econometrics Journal* **7**, 272–306.



- Heckman, J. J., Urzua, S. & Vytlacil, E. (2006), ‘Understanding instrumental variables in models with essential heterogeneity’, *Review of Economics and Statistics* **88**(3), 389–432.
- Hillier, G. (2006), ‘Yet more on the exact properties of iv estimators’, *Econometric Theory* **22**, 913–931.
- Hirano, K. & Porter, J. (2015), ‘Location properties of point estimators in linear instrumental variables and related models’, *Econometric Reviews* . Forthcoming.
- Hirano, K. & Porter, J. R. (2012), ‘Impossibility results for nondifferentiable functionals’, *Econometrica* **80**(4), 1769–1790.
- Hornung, E. (2014), ‘Immigration and the diffusion of technology: The hugenot diaspora in prussia’, *American Economic Review* **104**, 84–122.
- Imbens, G., Angrist, J. & Krueger, A. (1999), ‘Jackknife instrumental variables estimation’, *Journal of Applied Econometrics* **14**, 57–67.
- Imbens, G. W. & Angrist, J. D. (1994), ‘Identification and estimation of local average treatment effects’, *Econometrica* **62**(2), 467–475.
- Kleibergen, F. (2005), ‘Testing parameters in gmm without assuming they are identified’, *Econometrica* **73**, 1103–1123.
- Kleibergen, F. (2007), ‘Generalizing weak iv robust statistics towards multiple parameters, unrestricted covariance matrices and identification statistics’, *Journal of Econometrics* **133**, 97–126.
- Leadbetter, M. R., Lindgren, G. & Rootzen, H. (1983), *Extremes and Related Properties of Random Sequences and Processes*, 1 edition edn, Springer, New York.
- Lehmann, E. L. & Romano, J. P. (2005), *Testing statistical hypotheses*, Springer.

- Mikusheva, A. (2010), ‘Robust confidence sets in the presence of weak instruments’, *Journal of Econometrics* **157**, 236–247.
- Mills, B., Moreira, M. & Vilela, L. (2014), ‘Estimator tests based on t-statistics for iv regression with weak instruments’, *Journal of Econometrics* **182**, 351–363.
- Moon, H. R., Schorfheide, F. & Granziera, E. (2013), ‘Inference for VARs identified with sign restrictions’, *Unpublished Manuscript* .
- Moreira, H. & Moreira, M. (2013), Contributions to the theory of optimal tests. Unpublished Manuscript.
- Moreira, M. (2003), ‘A conditional likelihood ratio test for structural models’, *Econometrica* **71**, 1027–1048.
- Phillips, P. (1983), *Handbook of Econometrics*, Amsterdam: North Holland, chapter Exact Small Sample Theory in the Simultaneous Equations Model, pp. 449–516.
- Small, C. (2010), *Expansions and Asymptotics for Statistics*, Chapman and Hall.
- Staiger, D. & Stock, J. H. (1997), ‘Instrumental variables regression with weak instruments’, *Econometrica* **65**(3), 557–586.
- Voinov, V. & Nikulin, M. (1993), *Unbiased Estimators and Their Applications*, Vol. 1, Springer Science+Business Media.

Appendix to the paper

# Unbiased Instrumental Variables Estimation Under Known First-Stage Sign

Isaiah Andrews

Timothy B. Armstrong

December 7, 2024

This appendix contains proofs and additional results for the paper “Unbiased Instrumental Variables Estimation Under Known First-Stage Sign.” Appendix A gives proofs for results stated in the main text. Appendix B derives asymptotic results for models with non-normal errors and an unknown reduced-form error variance. Appendix C relates our results to those of Hirano & Porter (2015). Appendix D derives a lower bound on the risk of unbiased estimators in over-identified models, discusses cases in which the bound is attained, and proves that there is no uniformly minimum risk unbiased estimator in such models. Appendix F gives additional simulation results for the just-identified case, while Appendix G details our simulation design for the over-identified case.

## A Proofs

This appendix contains proofs of the results in the main text. The notation is the same as in the main text.

### A.1 Single Instrument Case

This section proves the results from Section 2, which treats the single instrument case ( $k = 1$ ). We prove Lemma 2.1 and Theorems 2.1, 2.2 and 2.3.

We first prove Lemma 2.1, which shows unbiasedness of  $\hat{\tau}$  for  $1/\pi$ . As discussed in the main text, this result is known in the literature (see, e.g., pp. 181-182 of

Voinov & Nikulin 1993). We give a constructive proof based on elementary calculus (Voinov & Nikulin provide a derivation based on the bilateral Laplace transform).

*Proof of Lemma 2.1.* Since  $\xi_2/\sigma_2 \sim N(\pi/\sigma_2, 1)$ , we have

$$\begin{aligned} E_{\pi,\beta}\hat{\tau}(\xi_2, \sigma_2^2) &= \frac{1}{\sigma_2} \int \frac{1 - \Phi(x)}{\phi(x)} \phi(x - \pi/\sigma_2) dx = \frac{1}{\sigma_2} \int (1 - \Phi(x)) \exp((\pi/\sigma_2)x - (\pi/\sigma_2)^2/2) dx \\ &= \frac{1}{\sigma_2} \exp(-(\pi/\sigma_2)^2/2) \left\{ [(1 - \Phi(x))(\sigma_2/\pi) \exp((\pi/\sigma_2)x)]_{x=-\infty}^{\infty} + \int (\sigma_2/\pi) \exp((\pi/\sigma_2)x) \phi(x) dx \right\}, \end{aligned}$$

using integration by parts to obtain the last equality. Since the first term in brackets in the last line is zero, this is equal to

$$\frac{1}{\sigma_2} \int (\sigma_2/\pi) \exp((\pi/\sigma_2)x - (\pi/\sigma_2)^2/2) \phi(x) dx = \frac{1}{\pi} \int \phi(x - \pi/\sigma_2) dx = \frac{1}{\pi}.$$

□

We note that  $\hat{\tau}$  has an infinite  $1 + \varepsilon$  moment for  $\varepsilon > 0$ .

**Lemma A.1.** *The expectation of  $\hat{\tau}(\xi_2, \sigma_2^2)^{1+\varepsilon}$  is infinite for all  $\pi$  and  $\varepsilon > 0$ .*

*Proof.* By similar calculations to those in the proof of Lemma 2.1,

$$E_{\pi,\beta}\hat{\tau}(\xi_2, \sigma_2^2)^{1+\varepsilon} = \frac{1}{\sigma_2^{1+\varepsilon}} \int \frac{(1 - \Phi(x))^{1+\varepsilon}}{\phi(x)^\varepsilon} \exp((\pi/\sigma_2)x - (\pi/\sigma_2)^2/2) dx.$$

For  $x < 0$ ,  $1 - \Phi(x) \geq 1/2$ , so the integrand is bounded from below by a constant times  $\exp(\varepsilon x^2/2 + (\pi/\sigma_2)x)$ , which is bounded away from zero as  $x \rightarrow -\infty$ .

□

*Proof of Theorem 2.1.* To establish unbiasedness, note that since  $\xi_2$  and  $\xi_1 - \frac{\sigma_{12}}{\sigma_2^2}\xi_2$  are jointly normal with zero covariance, they are independent. Thus,

$$E_{\pi,\beta}\hat{\beta}_U(\xi, \Sigma) = (E_{\pi,\beta}\hat{\tau}) \left[ E_{\pi,\beta} \left( \xi_1 - \frac{\sigma_{12}}{\sigma_2^2}\xi_2 \right) \right] + \frac{\sigma_{12}}{\sigma_2^2} = \frac{1}{\pi} \left( \pi\beta - \frac{\sigma_{12}}{\sigma_{22}}\pi \right) + \frac{\sigma_{12}}{\sigma_{22}} = \beta$$

since  $E_{\pi,\beta}\hat{\tau} = 1/\pi$  by Lemma 2.1.

To establish uniqueness, consider any unbiased estimator  $\hat{\beta}(\xi, \Sigma)$ . By unbiasedness

$$E_{\pi,\beta} \left[ \hat{\beta}(\xi, \Sigma) - \hat{\beta}_U(\xi, \Sigma) \right] = 0 \quad \forall \beta \in B, \pi \in \Pi.$$

The parameter space contains an open set by assumption, so by Theorem 4.3.1 of Lehmann & Romano (2005) the family of distributions of  $\xi$  under  $(\pi, \beta) \in \Theta$  is complete. Thus  $\hat{\beta}(\xi, \Sigma) - \hat{\beta}_U(\xi, \Sigma) = 0$  almost surely for all  $(\pi, \beta) \in \Theta$  by the definition of completeness. □

*Proof of Theorem 2.2.* If  $E_{\pi, \beta} \left| \hat{\beta}_U(\xi, \Sigma) \right|^{1+\varepsilon}$  were finite, then  $E_{\pi, \beta} \left| \hat{\beta}_U(\xi, \Sigma) - \sigma_{12}/\sigma_2^2 \right|^{1+\varepsilon}$  would be finite as well by Minkowski's inequality. But

$$E_{\pi, \beta} \left| \hat{\beta}_U(\xi, \Sigma) - \sigma_{12}/\sigma_2^2 \right|^{1+\varepsilon} = E_{\pi, \beta} \left| \hat{\tau}(\xi_2, \sigma_2^2) \right|^{1+\varepsilon} E_{\pi, \beta} \left| \xi_1 - \frac{\sigma_{12}}{\sigma_2^2} \xi_2 \right|^{1+\varepsilon},$$

and the second term is nonzero since  $\Sigma$  is positive definite. Thus, the  $1 + \varepsilon$  absolute moment is infinite by Lemma A.1. The claim that any unbiased estimator has infinite  $1 + \varepsilon$  moment follows from Rao-Blackwell: since  $\hat{\beta}_U(\xi, \Sigma) = E \left[ \tilde{\beta}(\xi, \Sigma) | \xi \right]$  for any unbiased estimator  $\tilde{\beta}$  by the uniqueness of the non-randomized unbiased estimator based on  $\xi$ , Jensen's inequality implies that the  $1 + \varepsilon$  moment of  $|\tilde{\beta}|$  is bounded from below by the (infinite)  $1 + \varepsilon$  moment of  $|\hat{\beta}_U|$ . □

We now consider the behavior of  $\hat{\beta}_U$  relative to the usual 2SLS estimator (which, in the single instrument case considered here, is given by  $\hat{\beta}_{2SLS} = \xi_1/\xi_2$ ) as  $\pi \rightarrow \infty$ .

*Proof of Theorem 2.3.* Note that

$$\hat{\beta}_U - \hat{\beta}_{2SLS} = \left( \hat{\tau}(\xi_2, \sigma_2^2) - \frac{1}{\xi_2} \right) \left( \xi_1 - \frac{\sigma_{12}}{\sigma_2^2} \xi_2 \right) = (\xi_2 \hat{\tau}(\xi_2, \sigma_2^2) - 1) \left( \frac{\xi_1}{\xi_2} - \frac{\sigma_{12}}{\sigma_2^2} \right).$$

As  $\pi \rightarrow \infty$ ,  $\xi_1/\xi_2 = \hat{\beta}_{2SLS} = \mathcal{O}_P(1)$ , so it suffices to show that  $\pi (\xi_2 \hat{\tau}(\xi_2, \sigma_2^2) - 1) = o_P(1)$  as  $\pi \rightarrow \infty$ . Note that, by Section 2.3.4 of Small (2010),

$$\pi \left| \xi_2 \hat{\tau}(\xi_2, \sigma_2^2) - 1 \right| = \pi \left| \frac{\xi_2}{\sigma_2} \frac{1 - \Phi(\xi_2/\sigma_2)}{\phi(\xi_2/\sigma_2)} - 1 \right| \leq \pi \frac{\sigma_2^2}{\xi_2^2} = \frac{\pi}{\xi_2} \frac{\sigma_2^2}{\xi_2}.$$

This converges in probability to zero since  $\pi/\xi_2 \xrightarrow{p} 1$  and  $\frac{\sigma_2^2}{\xi_2} \xrightarrow{p} 0$  as  $\pi \rightarrow \infty$ . □

The following lemma regarding the mean absolute deviation of  $\hat{\beta}_U$  will be useful in the next section treating the case with multiple instruments.

**Lemma A.2.** For a constant  $K(\beta, \Sigma)$  depending only on  $\Sigma$  and  $\beta$  (but not on  $\pi$ ),

$$\pi E_{\pi, \beta} \left| \hat{\beta}_U(\xi, \Sigma) - \beta \right| \leq K(\beta, \Sigma).$$

*Proof.* We have

$$\begin{aligned} \pi \left( \hat{\beta}_U - \beta \right) &= \pi \left[ \hat{\tau} \cdot \left( \xi_1 - \frac{\sigma_{12}}{\sigma_2^2} \xi_2 \right) + \frac{\sigma_{12}}{\sigma_2^2} - \beta \right] = \pi \hat{\tau} \cdot \left( \xi_1 - \frac{\sigma_{12}}{\sigma_2^2} \xi_2 \right) + \pi \frac{\sigma_{12}}{\sigma_2^2} - \pi \beta \\ &= \pi \hat{\tau} \cdot \left( \xi_1 - \beta \pi - \frac{\sigma_{12}}{\sigma_2^2} (\xi_2 - \pi) \right) + \pi \hat{\tau} \beta \pi - \pi \hat{\tau} \frac{\sigma_{12}}{\sigma_2^2} \pi + \pi \frac{\sigma_{12}}{\sigma_2^2} - \pi \beta \\ &= \pi \hat{\tau} \cdot \left( \xi_1 - \beta \pi - \frac{\sigma_{12}}{\sigma_2^2} (\xi_2 - \pi) \right) + \pi (\pi \hat{\tau} - 1) \left( \beta - \frac{\sigma_{12}}{\sigma_2^2} \right). \end{aligned}$$

Using this and the fact that  $\xi_2$  and  $\xi_1 - \frac{\sigma_{12}}{\sigma_2^2} \xi_2$  are independent, it follows that

$$\pi E_{\pi, \beta} \left| \hat{\beta}_U - \beta \right| \leq E_{\pi, \beta} \left| \xi_1 - \beta \pi - \frac{\sigma_{12}}{\sigma_2^2} (\xi_2 - \pi) \right| + \pi E_{\pi, \beta} |\pi \hat{\tau} - 1| \left| \beta - \frac{\sigma_{12}}{\sigma_2^2} \right|,$$

where we have used the fact that  $E_{\pi, \beta} \pi \hat{\tau} = 1$ . The only term in the above expression that depends on  $\pi$  is  $\pi E_{\pi, \beta} |\pi \hat{\tau} - 1|$ . Note that this is bounded above by  $\pi E_{\pi, \beta} \pi \hat{\tau} + \pi = 2\pi$  (using unbiasedness and positivity of  $\hat{\tau}$ ), so we can assume an arbitrary lower bound on  $\pi$  when bounding this term.

Letting  $\tilde{\pi} = \pi/\sigma_2$ , we have  $\xi_2/\sigma_2 \sim N(\tilde{\pi}, 1)$ , so that

$$\frac{\pi}{\sigma_2} E_{\pi, \beta} |\pi \hat{\tau} - 1| = \frac{\pi}{\sigma_2} E_{\pi, \beta} \left| \frac{\pi}{\sigma_2} \frac{1 - \Phi(\xi_2/\sigma_2)}{\phi(\xi_2/\sigma_2)} - 1 \right| = \tilde{\pi} \int \left| \tilde{\pi} \frac{1 - \Phi(z)}{\phi(z)} - 1 \right| \phi(z - \tilde{\pi}) dz.$$

Let  $\varepsilon > 0$  be a constant to be determined later in the proof. By (1.1) in Baricz (2008)

$$\begin{aligned} &\tilde{\pi}^2 \int_{z \geq \tilde{\pi} \varepsilon} \left| \frac{1 - \Phi(z)}{\phi(z)} - \frac{1}{\tilde{\pi}} \right| \phi(z - \tilde{\pi}) dz \\ &\leq \tilde{\pi}^2 \int_{z \geq \tilde{\pi} \varepsilon} \left| \frac{1}{z} - \frac{1}{\tilde{\pi}} \right| \phi(z - \tilde{\pi}) dz + \tilde{\pi}^2 \int_{z \geq \tilde{\pi} \varepsilon} \left| \frac{z}{z^2 + 1} - \frac{1}{\tilde{\pi}} \right| \phi(z - \tilde{\pi}) dz. \end{aligned}$$

The first term is

$$\tilde{\pi}^2 \int_{z \geq \tilde{\pi} \varepsilon} \left| \frac{\tilde{\pi} - z}{\tilde{\pi} z} \right| \phi(z - \tilde{\pi}) dz \leq \tilde{\pi}^2 \int_{z \geq \tilde{\pi} \varepsilon} \left| \frac{\tilde{\pi} - z}{\tilde{\pi}^2 \varepsilon} \right| \phi(z - \tilde{\pi}) dz \leq \frac{1}{\varepsilon} \int |u| \phi(u) du.$$

The second term is

$$\begin{aligned} &\tilde{\pi}^2 \int_{z \geq \tilde{\pi} \varepsilon} \left| \frac{1}{z + 1/z} - \frac{1}{\tilde{\pi}} \right| \phi(z - \tilde{\pi}) dz = \tilde{\pi}^2 \int_{z \geq \tilde{\pi} \varepsilon} \left| \frac{\tilde{\pi} - (z + 1/z)}{\tilde{\pi}(z + 1/z)} \right| \phi(z - \tilde{\pi}) dz \\ &\leq \tilde{\pi}^2 \int_{z \geq \tilde{\pi} \varepsilon} \frac{|\tilde{\pi} - z| + \frac{1}{\varepsilon \tilde{\pi}}}{\tilde{\pi}^2 \varepsilon} \phi(z - \tilde{\pi}) dz \leq \frac{1}{\varepsilon} \int \left( |u| + \frac{1}{\varepsilon \tilde{\pi}} \right) \phi(u) dz. \end{aligned}$$

We also have

$$\tilde{\pi}^2 \int_{z < \tilde{\pi}\varepsilon} \left| \frac{1 - \Phi(z)}{\phi(z)} - \frac{1}{\tilde{\pi}} \right| \phi(z - \tilde{\pi}) dz \leq \tilde{\pi}^2 \int_{z < \tilde{\pi}\varepsilon} \frac{1 - \Phi(z)}{\phi(z)} \phi(z - \tilde{\pi}) dz + \tilde{\pi} \int_{z < \tilde{\pi}\varepsilon} \phi(z - \tilde{\pi}) dz.$$

The second term is equal to  $\tilde{\pi}\Phi(\tilde{\pi}\varepsilon - \tilde{\pi})$ , which is bounded uniformly over  $\tilde{\pi}$  for  $\varepsilon < 1$ .

The first term is

$$\begin{aligned} & \tilde{\pi}^2 \int_{z < \tilde{\pi}\varepsilon} (1 - \Phi(z)) \exp\left(\tilde{\pi}z - \frac{1}{2}\tilde{\pi}^2\right) dz \\ &= \tilde{\pi}^2 \int_{z < \tilde{\pi}\varepsilon} \int_{t \geq z} \phi(t) \exp\left(\tilde{\pi}z - \frac{1}{2}\tilde{\pi}^2\right) dt dz \\ &= \tilde{\pi}^2 \int_{t \in \mathbb{R}} \int_{z \leq \min\{t, \tilde{\pi}\varepsilon\}} \phi(t) \exp\left(\tilde{\pi}z - \frac{1}{2}\tilde{\pi}^2\right) dz dt \\ &= \tilde{\pi}^2 \exp\left(-\frac{1}{2}\tilde{\pi}^2\right) \int_{t \in \mathbb{R}} \phi(t) \left[ \frac{1}{\tilde{\pi}} \exp(\tilde{\pi}z) \right]_{z=-\infty}^{\min\{t, \tilde{\pi}\varepsilon\}} dt \\ &= \tilde{\pi} \exp\left(-\frac{1}{2}\tilde{\pi}^2\right) \int_{t \in \mathbb{R}} \phi(t) \exp(\tilde{\pi} \min\{t, \tilde{\pi}\varepsilon\}) dt \\ &\leq \tilde{\pi} \exp\left(-\frac{1}{2}\tilde{\pi}^2 + \varepsilon\tilde{\pi}^2\right). \end{aligned}$$

For  $\varepsilon < 1/2$ , this is uniformly bounded over all  $\tilde{\pi} > 0$ .

□

## A.2 Multiple Instrument Case

This section proves Theorem 3.1, and the extension of this theorem discussed in Section 3.3. The result follows from a series of lemmas given below. To accommodate the extension discussed in Section 3.3, we consider a more general setup.

Consider the GMM estimator  $\hat{\beta}_{GMM, W} = \frac{\xi_2' \hat{W} \xi_1}{\xi_2' \hat{W} \xi_2}$ , where  $\hat{W} = \hat{W}(\xi)$  is a data dependent weighting matrix. For Theorem 3.1,  $\hat{W}$  is the deterministic matrix  $Z'Z$  while, in the extension discussed in Section 3.3,  $\hat{W}$  is defined in (9). In both cases,  $\hat{W} \xrightarrow{p} W^*$  for some positive definite matrix  $W^*$  under the strong instrument asymptotics in the theorem. For this  $W^*$ , define the oracle weights

$$w_i^* = \pi_i \frac{\pi' W^* e_i}{\pi' W^* \pi} = \frac{\pi' W^* e_i e_i' \pi}{\pi' W^* \pi}$$

and the oracle estimator

$$\hat{\beta}_{RB}^o = \hat{\beta}_{RB}(\xi, \Sigma; w^*) = \hat{\beta}_w(\xi, \Sigma; w^*) = \sum_{i=1}^k w_i^* \hat{\beta}_U(\xi(i), \Sigma(i)).$$

Define the estimated weights as in (10):

$$\hat{w}_i^* = \hat{w}_i^*(\xi^{(b)}) = \frac{\xi_2^{(b)'} \hat{W}(\xi^{(b)}) e_i e_i' \xi_2^{(b)}}{\xi_2^{(b)'} \hat{W}(\xi^{(b)}) \xi_2^{(b)}}$$

and the Rao-Blackwellized estimator based on the estimated weights

$$\hat{\beta}_{RB}^* = \hat{\beta}_{RB}(\xi, \Sigma; \hat{w}^*) = E \left[ \hat{\beta}_w(\xi^{(a)}, 2\Sigma; \hat{w}^*) \middle| \xi \right] = \sum_{i=1}^k E \left[ \hat{w}_i^*(\xi_2^{(b)}) \hat{\beta}_U(\xi^{(a)}(i), 2\Sigma(i)) \middle| \xi \right].$$

In the general case, we will assume that  $\hat{w}_i^*(\xi^{(b)})$  is uniformly bounded (this holds for equivalence with 2SLS under the conditions of Theorem 3.1, since  $\sup_{\|u\|_{Z'Z}=1} u' Z' Z e_i e_i' u$  is bounded, and one can likewise show that it holds for two step GMM provided  $\Sigma$  has full rank). Let us also define the oracle linear combination of 2SLS estimators

$$\hat{\beta}_{2SLS}^o = \sum_{i=1}^k w_i^* \frac{\xi_{1,i}}{\xi_{2,i}}.$$

**Lemma A.3.** *Suppose that  $\hat{w}$  is deterministic:  $\hat{w}(\xi^{(b)}) = w$  for some constant vector  $w$ . Then  $\hat{\beta}_{RB}(\xi, \Sigma; w) = \hat{\beta}_w(\xi, \Sigma; w)$ .*

*Proof.* We have

$$\hat{\beta}_{RB}(\xi, \Sigma; w) = E \left[ \sum_{i=1}^k w_i \hat{\beta}_U(\xi^{(a)}(i), 2\Sigma(i)) \middle| \xi \right] = \sum_{i=1}^k w_i E \left[ \hat{\beta}_U(\xi^{(a)}(i), 2\Sigma(i)) \middle| \xi \right].$$

Since  $\xi^{(a)}(i) = \zeta(i) + \xi(i)$  (where  $\zeta(i) = (\zeta_i, \zeta_{k+i})'$ ),  $\xi^{(a)}(i)$  is independent of  $\{\xi(j)\}_{j \neq i}$  conditional on  $\xi(i)$ . Thus,  $E \left[ \hat{\beta}_U(\xi^{(a)}(i), 2\Sigma(i)) \middle| \xi \right] = E \left[ \hat{\beta}_U(\xi^{(a)}(i), 2\Sigma(i)) \middle| \xi(i) \right]$ . Since  $E \left[ \hat{\beta}_U(\xi^{(a)}(i), 2\Sigma(i)) \middle| \xi(i) \right]$  is an unbiased estimator for  $\beta$  that is a deterministic function of  $\xi(i)$ , it must be equal to  $\hat{\beta}_U(\xi(i), \Sigma(i))$ , the unique nonrandom unbiased estimator based on  $\xi(i)$  (where uniqueness follows by completeness since the parameter space  $\{(\beta\pi_i, \pi_i) | \pi_i \in \mathbb{R}_+, \beta \in \mathbb{R}\}$  contains an open rectangle). Plugging this in to the above display gives the result.  $\square$



**Lemma A.4.** Let  $\|\pi\| \rightarrow \infty$  with  $\|\pi\|/\min_i \pi_i = \mathcal{O}(1)$ . Then  $\|\pi\| \left( \hat{\beta}_{GMM,W} - \hat{\beta}_{2SLS}^o \right) \xrightarrow{p} 0$ .

*Proof.* Note that

$$\begin{aligned} \hat{\beta}_{GMM,W} - \hat{\beta}_{2SLS}^o &= \frac{\xi_2' \hat{W} \xi_1}{\xi_2' \hat{W} \xi_2} - \sum_{i=1}^k w_i^* \frac{\xi_{1,i}}{\xi_{2,i}} = \sum_{i=1}^k \left( \frac{\xi_2' \hat{W} e_i e_i' \xi_2}{\xi_2' \hat{W} \xi_2} - w_i^* \right) \frac{\xi_{1,i}}{\xi_{2,i}} \\ &= \sum_{i=1}^k \left( \frac{\xi_2' \hat{W} e_i e_i' \xi_2}{\xi_2' \hat{W} \xi_2} - \frac{\pi' W^* e_i e_i' \pi}{\pi' W^* \pi} \right) \frac{\xi_{1,i}}{\xi_{2,i}} = \sum_{i=1}^k \left( \frac{\xi_2' \hat{W} e_i e_i' \xi_2}{\xi_2' \hat{W} \xi_2} - \frac{\pi' W^* e_i e_i' \pi}{\pi' W^* \pi} \right) \left( \frac{\xi_{1,i}}{\xi_{2,i}} - \beta \right), \end{aligned}$$

where the last equality follows since  $\sum_{i=1}^k \frac{\xi_2' \hat{W} e_i e_i' \xi_2}{\xi_2' \hat{W} \xi_2} = \sum_{i=1}^k \frac{\pi' W^* e_i e_i' \pi}{\pi' W^* \pi} = 1$  with probability one. For each  $i$ ,  $\pi_i(\xi_{1,i}/\xi_{2,i} - \beta) = \mathcal{O}_P(1)$  and  $\frac{\xi_2' \hat{W} e_i e_i' \xi_2}{\xi_2' \hat{W} \xi_2} - \frac{\pi' W^* e_i e_i' \pi}{\pi' W^* \pi} \xrightarrow{p} 0$  as the elements of  $\pi$  approach infinity. Combining this with the above display and the fact that  $\|\pi\|/\min_i \pi_i = \mathcal{O}(1)$  gives the result.  $\square$

**Lemma A.5.** Let  $\|\pi\| \rightarrow \infty$  with  $\|\pi\|/\min_i \pi_i = \mathcal{O}(1)$ . Then  $\|\pi\| \left( \hat{\beta}_{2SLS}^o - \hat{\beta}_{RB}^o \right) \xrightarrow{p} 0$ .

*Proof.* By Lemma A.3,

$$\|\pi\| \left( \hat{\beta}_{2SLS}^o - \hat{\beta}_{RB}^o \right) = \|\pi\| \sum_{i=1}^k w_i^* \left( \frac{\xi_{1,i}}{\xi_{2,i}} - \hat{\beta}_U(\xi(i), \Sigma(i)) \right).$$

By Theorem 2.3,  $\pi_i \left( \frac{\xi_{1,i}}{\xi_{2,i}} - \hat{\beta}_U(\xi(i), \Sigma(i)) \right) \xrightarrow{p} 0$ . Combining this with the boundedness of  $\|\pi\|/\min_i \pi_i$  gives the result.  $\square$

**Lemma A.6.** Let  $\|\pi\| \rightarrow \infty$  with  $\|\pi\|/\min_i \pi_i = \mathcal{O}(1)$ . Then  $\|\pi\| \left( \hat{\beta}_{RB}^o - \hat{\beta}_{RB}^* \right) \xrightarrow{p} 0$ .

*Proof.* We have

$$\begin{aligned} \hat{\beta}_{RB}^o - \hat{\beta}_{RB}^* &= \sum_{i=1}^k E \left[ (w_i^* - \hat{w}_i^*(\xi^{(b)})) \hat{\beta}_U(\xi^{(a)}(i), 2\Sigma(i)) \middle| \xi \right] \\ &= \sum_{i=1}^k E \left[ (w_i^* - \hat{w}_i^*(\xi^{(b)})) \left( \hat{\beta}_U(\xi^{(a)}(i), 2\Sigma(i)) - \beta \right) \middle| \xi \right] \end{aligned}$$

using the fact that  $\sum_{i=1}^k w_i^* = \sum_{i=1}^k \hat{w}_i^*(\xi^{(b)}) = 1$  with probability one. Thus,

$$\begin{aligned} E_{\beta, \pi} \left| \hat{\beta}_{RB}^o - \hat{\beta}_{RB}^* \right| &\leq \sum_{i=1}^k E_{\beta, \pi} \left| (w_i^* - \hat{w}_i^*(\xi^{(b)})) \left( \hat{\beta}_U(\xi^{(a)}(i), 2\Sigma(i)) - \beta \right) \right| \\ &= \sum_{i=1}^k E_{\beta, \pi} \left| w_i^* - \hat{w}_i^*(\xi^{(b)}) \right| E_{\beta, \pi} \left| \hat{\beta}_U(\xi^{(a)}(i), 2\Sigma(i)) - \beta \right|. \end{aligned}$$

As  $\|\pi\| \rightarrow \infty$ ,  $\hat{w}_i^*(\xi^{(b)}) - w_i^* \xrightarrow{p} 0$  so, since  $\hat{w}_i^*(\xi^{(b)})$  is bounded,  $E_{\beta,\pi} |w_i^* - \hat{w}_i^*(\xi^{(b)})| \rightarrow 0$ . Thus, it suffices to show that  $\pi_i E_{\beta,\pi} \left| \hat{\beta}_U(\xi^{(a)}(i), 2\Sigma(i)) - \beta \right| = \mathcal{O}(1)$  for each  $i$ . But this follows by Lemma A.2, which completes the proof.  $\square$

## B Non-Normal Errors and Unknown Reduced Form Variance

This appendix derives asymptotic results for the case with non-normal errors and an estimated reduced form covariance matrix. Section B.1 shows asymptotic unbiasedness in the weak instrument case. Section B.2 shows asymptotic equivalence with 2SLS in the strong instrument case (where, in the case with multiple instruments, the weights are chosen appropriately). The results are proved using some auxiliary lemmas, which are stated and proved in Section B.3.

Throughout this appendix, we consider a sequence of reduced form estimators

$$\tilde{\xi} = \begin{pmatrix} (Z'Z)^{-1}Z'Y \\ (Z'Z)^{-1}Z'X \end{pmatrix},$$

which we assume satisfy a central limit theorem:

$$\sqrt{T} \left( \tilde{\xi} - \begin{pmatrix} \pi_T \beta \\ \pi_T \end{pmatrix} \right) \xrightarrow{d} N(0, \Sigma^*), \quad (12)$$

where  $\pi_T$  is a sequence of parameter values and  $\Sigma^*$  is a positive definite matrix. Following Staiger & Stock (1997), we distinguish between the case of weak instruments, in which  $\pi_T$  converges to 0 at a  $\sqrt{T}$  rate, and the case of strong instruments, in which  $\pi_T$  converges to a vector in the interior of the positive orthant. Formally, the weak instrument case is given by the condition that

$$\sqrt{T}\pi_T \rightarrow \pi^* \text{ where } \pi_i^* > 0 \text{ for all } i \quad (13)$$

while the strong instrument case is given by the condition that

$$\pi_T \rightarrow \pi^* \text{ where } \pi_i^* > 0 \text{ for all } i. \quad (14)$$

In both cases, we assume the availability of a consistent estimator  $\tilde{\Sigma}$  for the asymptotic variance of the reduced form estimators:

$$\tilde{\Sigma} \xrightarrow{p} \Sigma^*. \quad (15)$$

The estimator is then formed as

$$\begin{aligned} \hat{\beta}_{RB}(\tilde{\xi}, \tilde{\Sigma}/T, \hat{w}) &= E_{\tilde{\Sigma}/T} \left[ \hat{\beta}_w(\tilde{\xi}^{(a)}, 2\tilde{\Sigma}/T, \hat{w}(\tilde{\xi}^{(b)})) \middle| \tilde{\xi} \right] \\ &= \int \hat{\beta}_w(\tilde{\xi} + T^{-1/2}\tilde{\Sigma}^{1/2}\eta, 2\tilde{\Sigma}/T, \hat{w}(\tilde{\xi} - T^{-1/2}\tilde{\Sigma}^{1/2}\eta)) dP_{N(0, I_{2k})}(\eta) \end{aligned}$$

where  $\tilde{\xi}^{(a)} = \tilde{\xi} + T^{-1/2}\tilde{\Sigma}^{1/2}\eta$  and  $\tilde{\xi}^{(b)} = \tilde{\xi} - T^{-1/2}\tilde{\Sigma}^{1/2}\eta$  for  $\eta \sim N(0, I_{2k})$  independent of  $\tilde{\xi}$  and  $\tilde{\Sigma}$ , and we use the subscript in the expectation to denote the dependence of the conditional distribution of  $\tilde{\xi}^{(a)}$  and  $\tilde{\xi}^{(b)}$  on  $\tilde{\Sigma}/T$ . In the single instrument case,  $\hat{\beta}_{RB}(\tilde{\xi}, \tilde{\Sigma}/T, \hat{w})$  reduces to  $\hat{\beta}_U(\tilde{\xi}, \tilde{\Sigma}/T)$ .

For the weights  $\hat{w}$ , we assume that  $\hat{w}(\xi^{(b)})$  is bounded and continuous in  $\xi^{(b)}$  with  $\sum_{i=1}^k \hat{w}_i(\xi^{(b)}) = 1$  and  $\hat{w}_i(a\xi^{(b)}) = \hat{w}_i(\xi^{(b)})$  for any scalar  $a$ , as holds for all the weights discussed above. Using the fact that  $\hat{\beta}_U(\sqrt{a}x, a\Omega) = \hat{\beta}_U(x, \Omega)$  for any scalar  $a$  and any  $x$  and  $\Omega$ , we have, under the above conditions on  $\hat{w}$ ,

$$\hat{\beta}_{RB}(\tilde{\xi}, \tilde{\Sigma}/T, \hat{w}) = \int \hat{\beta}_w(\sqrt{T}\tilde{\xi} + \tilde{\Sigma}^{1/2}\eta, 2\tilde{\Sigma}, \hat{w}(\sqrt{T}\tilde{\xi} - \tilde{\Sigma}^{1/2}\eta)) dP_{N(0, I_{2k})}(\eta) = \hat{\beta}_{RB}(\sqrt{T}\tilde{\xi}, \tilde{\Sigma}, \hat{w}).$$

Thus, we can focus on the behavior of  $\sqrt{T}\tilde{\xi}$  and  $\tilde{\Sigma}$ , which are asymptotically nondegenerate in the weak instrument case.

## B.1 Weak Instrument Case

The following theorem shows that the estimator  $\hat{\beta}_{RB}$  converges in distribution to a random variable with mean  $\beta$ . Note that, since convergence in distribution does not imply convergence of moments, this does not imply that the bias of  $\hat{\beta}_{RB}$  converges to zero. While it seems likely this stronger form of asymptotic unbiasedness could be achieved under further conditions by truncating  $\hat{\beta}_{RB}$  at a slowly increasing sequence of points, we leave this extension for future research.

**Theorem B.1.** *Let (12) (13) and (15) hold, and suppose that  $\hat{w}(\xi^{(b)})$  is bounded and continuous in  $\xi^{(b)}$  with  $\hat{w}_i(a\xi^{(b)}) = \hat{w}_i(\xi^{(b)})$  for any scalar  $a$ . Then*

$$\hat{\beta}_{RB}(\tilde{\xi}, \tilde{\Sigma}/T, \hat{w}) = \hat{\beta}_{RB}(\sqrt{T}\tilde{\xi}, \tilde{\Sigma}, \hat{w}) \xrightarrow{d} \hat{\beta}_{RB}(\xi^*, \Sigma^*, \hat{w})$$

where  $\xi^* \sim N((\pi^{*'}\beta, \pi^{*'})', \Sigma^*)$  and  $E \left[ \hat{\beta}_{RB}(\xi^*, \Sigma^*, \hat{w}) \right] = \beta$ .

*Proof.* Since  $\sqrt{T}\tilde{\xi} \xrightarrow{d} \xi^*$  and  $\tilde{\Sigma} \xrightarrow{p} \Sigma^*$ , the first display follows by the continuous mapping theorem so long as  $\hat{\beta}_{RB}(\xi^*, \Sigma^*, \hat{w})$  is continuous in  $\xi^*$  and  $\Sigma^*$ . Since

$$\hat{\beta}_{RB}(\xi^*, \Sigma^*, \hat{w}) = \int \hat{\beta}_w(\xi^* + \Sigma^{*1/2}\eta, 2\Sigma^*, \hat{w}(\xi^* - \Sigma^{*1/2}\eta)) dP_{N(0, I_{2k})}(\eta) \quad (16)$$

and the integrand is continuous in  $\xi^*$  and  $\Sigma^*$ , it suffices to show uniform integrability over  $\xi^*$  and  $\Sigma^*$  in an arbitrarily small neighborhood of any point. The  $p$ th moment of the integrand in the above display is bounded by a constant times the sum over  $i$  of

$$\int \int \left| \hat{\beta}_U(\xi^*(i) + \Sigma^{*1/2}(i)z, 2\Sigma^*(i)) \right|^p \phi(z_1)\phi(z_2) dz_1 dz_2 = R(\xi^*(i), \Sigma^*(i), 0, p),$$

where  $R$  is defined below in Section B.3. By Lemma B.1 below, this is equal to

$$\tilde{R} \left( \frac{\xi_2^*(i)}{\sqrt{\Sigma_{22}^*(i)}}, \frac{\xi_1^*(i)}{\sqrt{\Sigma_{22}^*(i)}}, \left( \frac{\Sigma_{11}^*(i)}{\Sigma_{22}^*(i)} - \frac{\Sigma_{12}^*(i)^2}{\Sigma_{22}^*(i)^2} \right)^{1/2}, -\frac{\Sigma_{12}^*(i)}{\Sigma_{22}^*(i)}, p \right),$$

which is bounded uniformly over a small enough neighborhood of any  $\xi^*$  and  $\Sigma^*$  with  $\Sigma^*$  positive definite by Lemma B.2 below so long as  $p < 2$ . Setting  $1 < p < 2$ , it follows that uniform integrability holds for (16) so that  $\hat{\beta}_{RB}(\xi^*, \Sigma^*, \hat{w})$  is continuous, thereby giving the result.  $\square$

## B.2 Strong Instrument Asymptotics

Let  $\tilde{W}(\tilde{\xi}^{(b)}, \tilde{\Sigma})$  and  $\hat{W}$  be weighting matrices that converge in probability to some positive definite symmetric matrix  $W$ , Let

$$\hat{w}_{GMM,i}^*(\tilde{\xi}^{(b)}) = \frac{\tilde{\xi}_2^{(b)'} \tilde{W}(\tilde{\xi}^{(b)}, \tilde{\Sigma}) e_i e_i' \tilde{\xi}_2^{(b)}}{\tilde{\xi}_2^{(b)'} \tilde{W}(\tilde{\xi}^{(b)}, \tilde{\Sigma}) \tilde{\xi}_2^{(b)}},$$

where  $e_i$  is the  $i$ th standard basis vector in  $\mathbb{R}^k$ , and let

$$\hat{\beta}_{GMM, \hat{W}} = \frac{\tilde{\xi}'_2 \hat{W} \tilde{\xi}_1}{\tilde{\xi}'_2 \hat{W} \tilde{\xi}_1}.$$

The following theorem shows that  $\hat{\beta}_{GMM, \hat{W}}$  and  $\hat{\beta}_{RB}(\sqrt{T}\tilde{\xi}, \tilde{\Sigma}, \hat{w}_{GMM}^*)$  are asymptotically equivalent in the strong instrument case. For the case where  $\tilde{W}(\tilde{\xi}^{(b)}, \tilde{\Sigma}) = \hat{W} = Z'Z/T$ , this gives asymptotic equivalence to 2SLS.

**Theorem B.2.** *Let  $\tilde{W}(\tilde{\xi}^{(b)}, \tilde{\Sigma})$  and  $\hat{W}$  be weighting matrices that converge in probability to the same positive definite matrix  $W$ , such that  $\hat{w}_{GMM, i}^*$  defined above is uniformly bounded over  $\tilde{\xi}^{(b)}$ . Then, under (12), (14) and (15),*

$$\sqrt{T} \left( \hat{\beta}_{RB}(\sqrt{T}\tilde{\xi}, \tilde{\Sigma}, \hat{w}_{GMM}^*) - \hat{\beta}_{GMM, \hat{W}} \right) \xrightarrow{p} 0.$$

*Proof.* As with the normal case, define the oracle linear combination of 2SLS estimators

$$\hat{\beta}_{2SLS}^o = \sum_{i=1}^k w_i^* \frac{\tilde{\xi}_{1,i}}{\tilde{\xi}_{2,i}}$$

where  $w_i^* = \frac{\pi^{*'} W e_i e_i' \pi^*}{\pi^{*'} W \pi^*}$ . We have  $\sqrt{T} \left( \hat{\beta}_{RB}(\sqrt{T}\tilde{\xi}, \tilde{\Sigma}, \hat{w}_{GMM}^*) - \hat{\beta}_{GMM, \hat{W}} \right) = I + II + III$  where  $I \equiv \sqrt{T}(\hat{\beta}_{RB}(\sqrt{T}\tilde{\xi}, \tilde{\Sigma}, \hat{w}_{GMM}^*) - \hat{\beta}_{RB}(\sqrt{T}\tilde{\xi}, \tilde{\Sigma}, w^*))$ ,  $II \equiv \sqrt{T}(\hat{\beta}_{RB}(\sqrt{T}\tilde{\xi}, \tilde{\Sigma}, w^*) - \hat{\beta}_{2SLS}^o)$  and  $III \equiv \sqrt{T}(\hat{\beta}_{2SLS}^o - \hat{\beta}_{GMM, \hat{W}})$ .

For the first term, note that

$$\begin{aligned} I &= \sqrt{T} \sum_{i=1}^k E_{\tilde{\Sigma}} \left[ \left( \hat{w}_{GMM, i}^*(\tilde{\xi}^{(b)}) - w_i^* \right) \hat{\beta}_U(\sqrt{T}\tilde{\xi}^{(a)}(i), \tilde{\Sigma}(i)) \middle| \tilde{\xi} \right] \\ &= \sqrt{T} \sum_{i=1}^k E_{\tilde{\Sigma}} \left[ \left( \hat{w}_{GMM, i}^*(\tilde{\xi}^{(b)}) - w_i^* \right) \left( \hat{\beta}_U(\sqrt{T}\tilde{\xi}^{(a)}(i), \tilde{\Sigma}(i)) - \beta \right) \middle| \tilde{\xi} \right] \end{aligned}$$

where the last equality follows since  $\sum_{i=1}^k \hat{w}_{GMM, i}^*(\tilde{\xi}^{(b)}) = \sum_{i=1}^k w_i^* = 1$  with probability one. Thus, by Hölder's inequality,

$$|I| \leq \sqrt{T} \sum_{i=1}^k \left( E_{\tilde{\Sigma}} \left[ \left| \hat{w}_{GMM, i}^*(\tilde{\xi}^{(b)}) - w_i^* \right|^q \middle| \tilde{\xi} \right] \right)^{1/q} \left( E_{\tilde{\Sigma}} \left[ \left| \hat{\beta}_U(\sqrt{T}\tilde{\xi}^{(a)}(i), \tilde{\Sigma}(i)) - \beta \right|^p \middle| \tilde{\xi} \right] \right)^{1/p}$$

for any  $p$  and  $q$  with  $p, q > 1$  and  $1/p + 1/q = 1$  such that these conditional expectations exist. Under (14),  $\hat{w}_{GMM, i}^*(\tilde{\xi}^{(b)}) \xrightarrow{p} w_i^*$  so, since  $\hat{w}_{GMM, i}^*(\tilde{\xi}^{(b)})$  is uniformly bounded,

$E_{\tilde{\Sigma}} \left[ \left| \hat{w}_{GMM,i}^*(\tilde{\xi}^{(b)}) - w_i^* \right|^q \middle| \tilde{\xi} \right]$  will converge to zero for any  $q$ . Thus, for this term, it suffices to bound

$$\begin{aligned} & \sqrt{T} \left( E_{\tilde{\Sigma}} \left[ \left| \hat{\beta}_U(\sqrt{T}\tilde{\xi}^{(a)}(i), \tilde{\Sigma}(i)) - \beta \right|^p \middle| \tilde{\xi} \right] \right)^{1/p} = \sqrt{T} R \left( \sqrt{T}\tilde{\xi}(i), \tilde{\Sigma}(i), \beta, p \right)^{1/p} \\ & = \sqrt{T} \tilde{R} \left( \frac{\sqrt{T}\tilde{\xi}_2(i)}{\sqrt{\tilde{\Sigma}_{22}(i)}}, \frac{\sqrt{T}(\tilde{\xi}_1(i) - \beta\tilde{\xi}_2(i))}{\sqrt{\tilde{\Sigma}_{22}(i)}}, \left( \frac{\tilde{\Sigma}_{11}(i)}{\tilde{\Sigma}_{22}(i)} - \frac{\tilde{\Sigma}_{12}(i)^2}{\tilde{\Sigma}_{22}(i)^2} \right)^{1/2}, \beta - \frac{\tilde{\Sigma}_{12}(i)}{\tilde{\Sigma}_{22}(i)}, p \right)^{1/p} \end{aligned}$$

for  $R$  and  $\tilde{R}$  as defined in Section B.3 below. By Lemma B.3 below, this is equal to  $\sqrt{\tilde{\Sigma}_{22}(i)}/\tilde{\xi}_2(i)$  times a  $\mathcal{O}_P(1)$  term for  $p < 2$ . Since  $\sqrt{\tilde{\Sigma}_{22}(i)}/\tilde{\xi}_2(i) \xrightarrow{P} \sqrt{\Sigma_{22}^*(i)}/\pi_i^*$ , it follows that the above display is also  $\mathcal{O}_P(1)$ . Thus,  $I \xrightarrow{P} 0$ .

For the second term, we have

$$\begin{aligned} II &= \sqrt{T} \sum_{i=1} w_i^* \left( \hat{\beta}_U(\sqrt{T}\tilde{\xi}(i), \tilde{\Sigma}(i)) - \frac{\tilde{\xi}_1(i)}{\tilde{\xi}_2(i)} \right) \\ &= \sqrt{T} \sum_{i=1} w_i^* \left( \sqrt{T}\tilde{\xi}_2(i) \hat{\tau}(\sqrt{T}\tilde{\xi}_2(i), \tilde{\Sigma}_{22}(i)) - 1 \right) \left( \frac{\tilde{\xi}_1(i)}{\tilde{\xi}_2(i)} - \frac{\tilde{\Sigma}_{12}(i)}{\tilde{\Sigma}_{22}(i)} \right). \end{aligned}$$

For each  $i$ ,  $\frac{\tilde{\xi}_1(i)}{\tilde{\xi}_2(i)} - \frac{\tilde{\Sigma}_{12}(i)}{\tilde{\Sigma}_{22}(i)}$  converges in probability to a finite constant and, by Section 2.3.4 of Small (2010),

$$\sqrt{T} \left| \sqrt{T}\tilde{\xi}_2(i) \hat{\tau}(\sqrt{T}\tilde{\xi}_2(i), \tilde{\Sigma}_{22}(i)) - 1 \right| \leq \sqrt{T} \frac{\tilde{\Sigma}_{22}(i)}{T\tilde{\xi}_2(i)^2} \xrightarrow{P} 0.$$

The third term converges in probability to zero by standard arguments. We have

$$III = \sqrt{T} \sum_{i=1}^k \left( w_i^* - \frac{\tilde{\xi}_2' \hat{W} e_i e_i' \tilde{\xi}_2}{\tilde{\xi}_2' \hat{W} \tilde{\xi}_2} \right) \frac{\tilde{\xi}_{1,i}}{\tilde{\xi}_{2,i}} = \sqrt{T} \sum_{i=1}^k \left( w_i^* - \frac{\tilde{\xi}_2' \hat{W} e_i e_i' \tilde{\xi}_2}{\tilde{\xi}_2' \hat{W} \tilde{\xi}_2} \right) \left( \frac{\tilde{\xi}_{1,i}}{\tilde{\xi}_{2,i}} - \beta \right),$$

where the last equality follows since  $\sum_{i=1}^k w_i^* = \sum_{i=1}^k \frac{\tilde{\xi}_2' \hat{W} e_i e_i' \tilde{\xi}_2}{\tilde{\xi}_2' \hat{W} \tilde{\xi}_2}$  with probability one.

The result then follows from Slutsky's theorem.  $\square$

### B.3 Auxiliary Lemmas

For  $p \geq 1$ ,  $x \in \mathbb{R}^2$ ,  $\Omega$  a  $2 \times 2$  matrix and  $b \in \mathbb{R}$ , let

$$R(x, \Omega, b, p) = \int \int \left| \hat{\beta}_U(x + \Omega^{1/2}z, 2\Omega) - b \right|^p \phi(z_1) \phi(z_2) dz_1 dz_2$$

and let

$$\tilde{R}(t, c_1, c_2, c_3, p) = \int \int |\hat{\tau}(t + z_2, 2)(c_1 + c_2 z_1) + [\hat{\tau}(t + z_2, 2)t - 1] c_3|^p \phi(z_1) \phi(z_2) dz_1 dz_2.$$

**Lemma B.1.** *For  $R$  and  $\tilde{R}$  defined above,*

$$R(x, \Omega, b, p) = \tilde{R}\left(\frac{x_2}{\sqrt{\Omega_{22}}}, \frac{x_1 - bx_2}{\sqrt{\Omega_{22}}}, \left(\frac{\Omega_{11}}{\Omega_{22}} - \frac{\Omega_{12}^2}{\Omega_{22}^2}\right)^{1/2}, b - \frac{\Omega_{12}}{\Omega_{22}}, p\right)$$

*Proof.* Without loss of generality, we can let  $\Omega^{1/2}$  be the upper diagonal square root matrix

$$\Omega^{1/2} = \begin{pmatrix} \left(\Omega_{11} - \frac{\Omega_{12}^2}{\Omega_{22}}\right)^{1/2} & \frac{\Omega_{12}}{\sqrt{\Omega_{22}}} \\ 0 & \sqrt{\Omega_{22}} \end{pmatrix}.$$

Then

$$\begin{aligned} \hat{\beta}_U(x + \Omega^{1/2}z, 2\Omega) &= \hat{\tau}(x_2 + \sqrt{\Omega_{22}}z_2, 2\Omega_{22}) \cdot \left(x_1 + \left(\Omega_{11} - \frac{\Omega_{12}^2}{\Omega_{22}}\right)^{1/2} z_1 + \frac{\Omega_{12}}{\sqrt{\Omega_{22}}} z_2 - \frac{\Omega_{12}}{\Omega_{22}} (x_2 + \sqrt{\Omega_{22}}z_2)\right) + \frac{\Omega_{12}}{\Omega_{22}} \\ &= \frac{\hat{\tau}(x_2/\sqrt{\Omega_{22}} + z_2, 2)}{\sqrt{\Omega_{22}}} \cdot \left(x_1 + \left(\Omega_{11} - \frac{\Omega_{12}^2}{\Omega_{22}}\right)^{1/2} z_1 - \frac{\Omega_{12}}{\Omega_{22}} x_2\right) + \frac{\Omega_{12}}{\Omega_{22}} \end{aligned}$$

so that

$$\begin{aligned} \hat{\beta}_U(x + \Omega^{1/2}z, 2\Omega) - b &= \frac{\hat{\tau}(x_2/\sqrt{\Omega_{22}} + z_2, 2)}{\sqrt{\Omega_{22}}} \cdot \left(x_1 + \left(\Omega_{11} - \frac{\Omega_{12}^2}{\Omega_{22}}\right)^{1/2} z_1 - \frac{\Omega_{12}}{\Omega_{22}} x_2\right) + \frac{\Omega_{12}}{\Omega_{22}} - b \\ &= \frac{\hat{\tau}(x_2/\sqrt{\Omega_{22}} + z_2, 2)}{\sqrt{\Omega_{22}}} \cdot \left(x_1 - x_2 b + \left(\Omega_{11} - \frac{\Omega_{12}^2}{\Omega_{22}}\right)^{1/2} z_1 + \left(b - \frac{\Omega_{12}}{\Omega_{22}}\right) x_2\right) + \frac{\Omega_{12}}{\Omega_{22}} - b \\ &= \frac{\hat{\tau}(x_2/\sqrt{\Omega_{22}} + z_2, 2)}{\sqrt{\Omega_{22}}} \cdot \left(x_1 - x_2 b + \left(\Omega_{11} - \frac{\Omega_{12}^2}{\Omega_{22}}\right)^{1/2} z_1\right) + \left(\frac{\hat{\tau}(x_2/\sqrt{\Omega_{22}} + z_2, 2)}{\sqrt{\Omega_{22}}} x_2 - 1\right) \left(b - \frac{\Omega_{12}}{\Omega_{22}}\right) \end{aligned}$$

and the result follows by plugging this in to the definition of  $R$ .

□

We now give bounds on  $R$  and  $\tilde{R}$ . By the triangle inequality,

$$\begin{aligned}\tilde{R}(t, c_1, c_2, c_3, p)^{1/p} &\leq \left( \int \int \hat{\tau}(t + z_2, 2)^p |c_1 + c_2 z_1|^p \phi(z_1) \phi(z_2) dz_1 dz_2 \right)^{1/p} \\ &\quad + c_3 \left( \int \int |\hat{\tau}(t + z_2, 2)t - 1|^p \phi(z_1) \phi(z_2) dz_1 dz_2 \right)^{1/p} \\ &= [C_1(t, p) \cdot C_2(c_1, c_2, p)]^{1/p} + c_3 C_3(t, p)^{1/p}\end{aligned}\tag{17}$$

where  $C_1(t, p) = \int \hat{\tau}(t + z, 2)^p \phi(z) dz$ ,  $C_2(c_1, c_2, p) = \int |c_1 + c_2 z|^p \phi(z) dz$  and  $C_3(t, p) = \int |\hat{\tau}(t + z, 2)t - 1|^p \phi(z) dz$ . Note that, by the triangle inequality, for  $t > 0$ ,

$$C_1(t, p)^{1/p} \leq \left( \int |\hat{\tau}(t + z, 2) - 1/t|^p \phi(z) dz \right)^{1/p} + 1/t = (1/t) [C_3(t, p)^{1/p} + 1]. \tag{18}$$

Similarly,

$$C_3(t, p)^{1/p} \leq 1 + t \left( \int \hat{\tau}(t + z, 2)^p \phi(z) dz \right)^{1/p} = 1 + t C_1(t, p)^{1/p}. \tag{19}$$

**Lemma B.2.** *For  $p < 2$ ,  $C_1(t, p)$  is bounded uniformly over  $t$  on any compact set, and  $\tilde{R}(t, c_1, c_2, c_3, p)$  is bounded uniformly over  $(t, c_1, c_2, c_3)$  in any compact set.*

*Proof.* We have

$$\begin{aligned}C_1(t, p) &= \int \hat{\tau}(t + z, 2)^p \phi(z) dz = \int \left| \frac{1}{\sqrt{2}} \frac{1 - \Phi((t + z)/\sqrt{2})}{\phi((t + z)/\sqrt{2})} \right|^p \phi(z) dz \\ &\leq 2^{-p/2} \int \frac{\phi(z)}{\phi((t + z)/\sqrt{2})^p} dz \leq K \int \exp \left( -\frac{1}{2} z^2 + \frac{p}{4} (t + z)^2 \right) dz\end{aligned}$$

for a constant  $K$  that depends only on  $p$ . This is bounded uniformly over  $t$  in any compact set so long as  $p/4 < 1/2$ , giving the first result. Boundedness of  $\tilde{R}$  follows from this, (19) and boundedness of  $C_2(c_1, c_2, p)$  over  $c_1, c_2$  in any compact set.  $\square$

**Lemma B.3.** *For  $p < 2$ ,  $t\tilde{R}(t, c_1, c_2, c_3, p)^{1/p}$  is bounded uniformly over  $t, c_1, c_2, c_3$  in any set such that  $t$  is bounded from below away from zero and  $c_1, c_2$  and  $c_3$  are bounded.*

*Proof.* By (17) and (18), it suffices to bound  $tC_3(t, p)^{1/p} = t \left( \int |\hat{\tau}(t + z, 2)t - 1|^p \phi(z) dz \right)^{1/p}$ .

Let  $\varepsilon > 0$  be a constant to be determined later. We split the integral into the regions



$t + z < \varepsilon t$  and  $t + z \geq \varepsilon t$ . We have

$$\begin{aligned} \int_{t+z < \varepsilon t} |\hat{\tau}(t+z, 2)t - 1|^p \phi(z) dz &= \int_{t+z < \varepsilon t} \left| t \frac{1 - \Phi((t+z)/\sqrt{2})}{\sqrt{2}\phi((t+z)/\sqrt{2})} - 1 \right|^p \phi(z) dz \\ &= \int_{t+z < \varepsilon t} \left| t \left[ 1 - \Phi((t+z)/\sqrt{2}) \right] - \sqrt{2}\phi((t+z)/\sqrt{2}) \right|^p \frac{\phi(z)}{[\sqrt{2}\phi((t+z)/\sqrt{2})]^p} dz. \end{aligned} \quad (20)$$

This is bounded by a constant times

$$\begin{aligned} &\max\{t, 1\} \int_{t+z \leq \varepsilon t} \exp\left(-\frac{1}{2}z^2 + \frac{p}{4}(t+z)^2\right) dz \\ &= \max\{t, 1\} \int_{t+z \leq \varepsilon t} \exp\left(-\frac{1}{2}z^2 + \frac{p}{4}(z^2 + 2tz + t^2)\right) dz \\ &= \max\{t, 1\} \int_{t+z \leq \varepsilon t} \exp\left(-\frac{1}{2}(z^2(1-p/2) - t^2(p/2) - ptz)\right) dz \\ &= \max\{t, 1\} \int_{t+z \leq \varepsilon t} \exp\left(-\frac{1-p/2}{2}\left(z^2 - t^2\frac{p}{2-p} - 2\frac{p}{2-p}tz\right)\right) dz \\ &= \max\{t, 1\} \int_{t+z \leq \varepsilon t} \exp\left(-\frac{1-p/2}{2}\left(\left(z - \frac{p}{2-p}t\right)^2 - \left(\frac{p}{2-p}\right)^2 t^2 - \frac{p}{2-p}t^2\right)\right) dz \\ &= \max\{t, 1\} \exp\left(\frac{1-p/2}{2}\left(\frac{p}{2-p} + \left(\frac{p}{2-p}\right)^2\right)t^2\right) \int_{t+z \leq \varepsilon t} \exp\left(-\frac{1-p/2}{2}\left(z - \frac{p}{2-p}t\right)^2\right) dz. \end{aligned}$$

We have

$$\begin{aligned} &\int_{t+z \leq \varepsilon t} \exp\left(-\frac{1-p/2}{2}\left(z - \frac{p}{2-p}t\right)^2\right) dz \\ &= \int_{z - tp/(2-p) \leq (\varepsilon - 1 - p/(2-p))t} \exp\left(-\frac{1-p/2}{2}\left(z - \frac{p}{2-p}t\right)^2\right) dz \\ &= \int_{u \leq (\varepsilon - 1 - p/(2-p))t} \exp\left(-\frac{1-p/2}{2}u^2\right) dz, \end{aligned}$$

which is bounded by a constant times

$$\Phi\left(t(\varepsilon - 1 - p/(2-p))\sqrt{1-p/2}\right).$$

For  $t(\varepsilon - 1 - p/(2-p)) < 0$ , this is bounded by a constant times  $\exp\left(-\frac{1-p/2}{2}t^2(1 + p/(2-p) - \varepsilon)^2\right)$ .

Thus, (20) is bounded uniformly over  $t > 0$  by a constant times  $\exp(-\eta t^2)$  for some

$\eta > 0$  so long as

$$\left(1 + \frac{p}{2-p} - \varepsilon\right)^2 > \frac{p}{2-p} + \left(\frac{p}{2-p}\right)^2 = \frac{p}{2-p} \left(1 + \frac{p}{2-p}\right)$$

which can be ensured by choosing  $\varepsilon > 0$  small enough so long as  $p < 2$ . Thus,  $\varepsilon > 0$  can be chosen so that (20) is bounded uniformly over  $t$  when scaled by  $t^p$ .

For the integral over  $t + z > \varepsilon t$ , we have, by (1.1) in Baricz (2008),

$$\begin{aligned} \int_{t+z \geq \varepsilon t} |t\hat{\tau}(t+z, 2) - 1|^p \phi(z) dz &= t^p \int_{t+z \geq \varepsilon t} \left| \hat{\tau}(t+z, 2) - \frac{1}{t} \right|^p \phi(z) dz \\ &\leq t^p \int_{t+z \geq \varepsilon t} \left| \frac{1}{t+z} - \frac{1}{t} \right|^p \phi(z) dz + t^p \int_{t+z \geq \varepsilon t} \left| \frac{1}{(t+z) + 2/(t+z)} - \frac{1}{t} \right|^p \phi(z) dz. \end{aligned}$$

The first term is

$$t^p \int_{t+z \geq \varepsilon t} \left| \frac{z}{(t+z)t} \right|^p \phi(z) dz \leq \frac{1}{t^p} \int \left| \frac{z}{\varepsilon} \right|^p \phi(z) dz.$$

The second term is

$$t^p \int_{t+z \geq \varepsilon t} \left| \frac{-z - 2/(t+z)}{[(t+z) + 2/(t+z)]t} \right|^p \phi(z) dz \leq \frac{1}{t^p} \int \left| \frac{|z| + |2/\varepsilon t|}{\varepsilon} \right|^p \phi(z) dz.$$

Both are bounded uniformly when scaled by  $t^p$  over any set with  $t$  bounded from below away from zero.  $\square$

## C Relation to Hirano & Porter (2015)

Hirano & Porter (2015) give a negative result establishing the impossibility of unbiased, quantile unbiased, or translation equivariant estimation in a wide variety of models with singularities, including many linear IV models. On initial inspection our derivation of an unbiased estimator for  $\beta$  may appear to contradict the results of Hirano & Porter. In fact, however, one of the key assumptions of Hirano & Porter (2015) no longer applies once we assume that the sign of the first stage is known.

Again consider the linear IV model with a single instrument, where for simplicity we let  $\sigma_1^2 = \sigma_2^2 = 1$ ,  $\sigma_{12} = 0$ . To discuss the results of Hirano & Porter (2015), it

will be helpful to parameterize the model in terms of the reduced-form parameters  $(\psi, \pi) = (\pi\beta, \pi)$ . For  $\phi$  again the standard normal density, the density of  $\xi$  is

$$f(\xi; \psi, \pi) = \phi(\xi_1 - \psi) \phi(\xi_2 - \pi).$$

Fix some value  $\psi^*$ . For any  $\pi \neq 0$  we can define  $\beta(\psi, \pi) = \frac{\psi}{\pi}$ . If we consider any sequence  $\{\pi_j\}_{j=1}^\infty$  approaching zero from the right, then  $\beta(\psi^*, \pi_j) \rightarrow \infty$  if  $\psi^* > 0$  and  $\beta(\psi^*, \pi_j) \rightarrow -\infty$  if  $\psi^* < 0$ . Thus we can see that  $\beta$  plays the role of the function  $\kappa$  in Hirano & Porter (2015) equation (2.1).

Hirano & Porter (2015) show that if there exists some finite collection of parameter values  $(\psi_{l,d}, \pi_{l,d})$  in the parameter space and non-negative constants  $c_{l,d}$  such that their Assumption 2.4,

$$f(\xi; \psi^*, 0) \leq \sum_{l=1}^s c_{l,d} f(\xi; \psi_{l,d}, \pi_{l,d}) \quad \forall \xi,$$

holds, then (since one can easily verify their Assumption 2.3 in the present context) there can exist no unbiased estimator of  $\beta$ .

This dominance condition fails in the linear IV model with a sign restriction. For any  $(\psi_{l,d}, \pi_{l,d})$  in the parameter space, we have by definition that  $\pi_{l,d} > 0$ . For any such  $\pi_{l,d}$ , however, if we fix  $\xi_1$  and take  $\xi_2 \rightarrow -\infty$ ,

$$\lim_{\xi_2 \rightarrow -\infty} \frac{\phi(\xi_2 - \pi_{l,d})}{\phi(\xi_2)} = \lim_{\xi_2 \rightarrow -\infty} \exp\left(-\frac{1}{2}(\xi_2 - \pi_{l,d})^2 + \frac{1}{2}\xi_2^2\right) = \lim_{\xi_2 \rightarrow -\infty} \exp\left(\xi_2\pi_{l,d} - \frac{1}{2}\pi_{l,d}^2\right) = 0.$$

Thus,  $\lim_{\xi_2 \rightarrow -\infty} \frac{f(\xi; \psi_{l,d}, \pi_{l,d})}{f(\xi; \psi^*, 0)} = 0$ , and for any fixed  $\xi_1$ ,  $\{c_{l,d}\}_{l=1}^s$  and  $\{(\psi_{l,d}, \pi_{l,d})\}_{l=1}^s$  there exists a  $\xi_2^*$  such that  $\xi_2 < \xi_2^*$  implies

$$f(\xi; \psi^*, 0) > \sum_{l=1}^s c_{l,d} f(\xi; \psi_{l,d}, \pi_{l,d}).$$

Thus, Assumption 2.4 in Hirano & Porter (2015) fails in this model, allowing the possibility of an unbiased estimator. Note, however, that if we did not impose  $\pi > 0$  then we would satisfy Assumption 2.4, so unbiased estimation of  $\beta$  would again be impossible. Thus, the sign restriction on  $\pi$  plays a central role in the construction of the unbiased estimator  $\hat{\beta}_U$ .

## D Lower Bound on Risk of Unbiased Estimators

This appendix gives a lower bound on the attainable risk at a given  $\pi, \beta$  for an estimator that is unbiased for  $\beta$  for all  $\pi, \beta$  with  $\pi$  in the positive orthant. The bound is given by the risk in the submodel where  $\pi/\|\pi\|$  (the direction of  $\pi$ ) is known. While the bound cannot, in general, be obtained, we discuss some situations where it can, which include certain values of  $\pi$  in the case where  $\xi$  comes from a model with homoskedastic errors.

**Theorem D.1.** *Let  $\mathcal{U}$  be the set of estimators for  $\beta$  that are unbiased for all  $\pi \in (0, \infty)^k$ ,  $\beta \in \mathbb{R}$ . For any  $\pi^* \in (0, \infty)^k$ ,  $\beta^* \in \mathbb{R}$  and any convex loss function  $\ell$ ,*

$$E_{\pi^*, \beta^*} \ell(\hat{\beta}_U(\xi^*(\pi^*), \Sigma^*(\pi^*)) - \beta^*) \leq \inf_{\hat{\beta} \in \mathcal{U}} E_{\pi^*, \beta^*} \ell(\hat{\beta}(\xi, \Sigma) - \beta^*)$$

where  $\xi^*(\pi^*) = [(I_2 \otimes \pi^*)' \Sigma^{-1} (I_2 \otimes \pi^*)]^{-1} (I_2 \otimes \pi^*)' \Sigma^{-1} \xi$  and  $\Sigma^*(\pi^*) = [(I_2 \otimes \pi^*)' \Sigma^{-1} (I_2 \otimes \pi^*)]^{-1}$ .

*Proof.* Consider the submodel with  $\pi$  restricted to  $\Pi^* = \{\pi^* t | t \in (0, \infty)\}$ . Then  $\xi^*(\pi^*)$  is sufficient for  $(t, \beta)$  in this submodel, and satisfies  $\xi^*(\pi^*) \sim N((\beta t, t)', \Sigma^*(\pi^*))$  in this submodel. To see this, note that, for  $t, \beta$  in this submodel,  $\xi$  follows the generalized least squares regression model  $\xi = (I_2 \otimes \pi^*)(\beta t, t)' + \varepsilon$  where  $\varepsilon \sim N(0, \Sigma)$ , and  $\xi^*(\pi^*)$  is the generalized least squares estimator of  $(\beta t, t)'$ .

Let  $\tilde{\beta}(\xi(\pi^*), \Sigma(\pi^*))$  be a (possibly randomized) estimator based on  $\xi(\pi^*)$  that is unbiased in the submodel where  $\pi \in \Pi^*$ . By completeness of the submodel,  $E \left[ \tilde{\beta}(\xi(\pi^*), \Sigma(\pi^*)) | \xi^*(\pi^*) \right] = \hat{\beta}_U(\xi(\pi^*), \Sigma(\pi^*))$ . By Jensen's inequality, therefore,

$$E_{\pi^*, \beta^*} \ell \left( \tilde{\beta}(\xi(\pi^*), \Sigma(\pi^*)) - \beta \right) \geq E_{\pi^*, \beta^*} \ell \left( E \left[ \tilde{\beta}(\xi(\pi^*), \Sigma(\pi^*)) | \xi^*(\beta) \right] - \beta \right)$$

(this is just Rao-Blackwell applied to the submodel with the loss function  $\ell$ ). By sufficiency, the set of risk functions for randomized unbiased estimators based on  $\xi(\pi^*)$  in the submodel is the same as the set of risk functions for randomized unbiased estimators based on  $\xi$  in the submodel. This gives the result with  $\mathcal{U}$  replaced by the set of estimators that are unbiased in the submodel, which implies the result as stated, since the set of estimator which are unbiased in the full model is a subset of those which are unbiased in the submodel.  $\square$

Theorem D.1 continues to hold in the case where the lower bound is infinite: in this case, the risk of any unbiased estimator must be infinite at  $\beta^*, \pi^*$ . By Theorem 2.2, the lower bound is infinite for squared error loss  $\ell(t) = t^2$  for any  $\pi^*, \beta^*$ . Thus, unbiased estimators must have infinite variance even in models with multiple instruments.

While in general Theorem D.1 gives only a lower bound on the risk of unbiased estimators, the bound can be achieved in certain situations. A case of particular interest arises in models with homoskedastic reduced form errors that are independent across observations. In such cases  $\text{Var}((U', V')') = \text{Var}((U_1, V_1')') \otimes I_T$ , where  $I_T$  is the  $T \times T$  identity matrix, so that the definition of  $\Sigma$  in (3) gives  $\Sigma = \text{Var}((U_1, V_1')') \otimes (Z'Z)^{-1}$ . Thus, in models with independent homoskedastic errors we have  $\Sigma = Q_{UV} \otimes Q_Z$  for a  $2 \times 2$  matrix  $Q_{UV}$  and a  $k \times k$  matrix  $Q_Z$ .

**Theorem D.2.** *Suppose that  $[(I_2 \otimes \pi^*)' \Sigma^{-1} (I_2 \otimes \pi^*)]^{-1} (I_2 \otimes \pi^*)' \Sigma^{-1} = (I_2 \otimes a(\pi^*)')$  for some  $a(\pi^*) \in \mathbb{R}^k$ . Then  $\hat{\beta}_U(\xi^*(\pi^*), \Sigma(\pi^*))$  defined in Theorem D.1 is unbiased at any  $\pi, \beta$  such that  $a(\pi^*)' \pi > 0$ . In particular, if  $a(\pi^*) \in (0, \infty)^k$ , then  $\hat{\beta}_U(\xi^*(\pi^*), \Sigma(\pi^*)) \in \mathcal{U}$  and the risk bound is attained. Specializing to the case where  $\Sigma = Q_{UV} \otimes Q_Z$  for a  $2 \times 2$  matrix  $Q_{UV}$  and a  $k \times k$  matrix  $Q_Z$ , the above conditions hold with  $a(\pi^*)' = \pi^{*'} Q_Z^{-1} / (\pi^{*'} Q_Z^{-1} \pi^*)$ , and the bound is achieved if  $Q_Z^{-1} \pi^* \in (0, \infty)^k$ .*

*Proof.* For the first claim, note that under these assumptions  $\xi^*(\pi^*) = (a(\pi^*)' \xi_1, a(\pi^*)' \xi_2)'$  is  $N((a(\pi^*)' \pi \beta, a(\pi^*)' \pi)')', \Sigma^*(\pi))$  distributed under  $\pi, \beta$ , so  $\hat{\beta}_U(\xi^*(\pi^*), \Sigma(\pi^*))$  is unbiased at  $\pi, \beta$  by Theorem 2.1. For the case where  $\Sigma = Q_{UV} \otimes Q_Z$ , the result follows by properties of the Kronecker product:

$$\begin{aligned} & [(I_2 \otimes \pi^*)' (Q_{UV} \otimes Q_Z)^{-1} (I_2 \otimes \pi^*)]^{-1} (I_2 \otimes \pi^*)' (Q_{UV} \otimes Q_Z)^{-1} \\ &= [Q_{UV}^{-1} \otimes \pi^{*'} Q_Z^{-1} \pi^*]^{-1} (Q_{UV}^{-1} \otimes \pi^{*'} Q_Z^{-1}) = I_2 \otimes [\pi^{*'} Q_Z^{-1} / (\pi^{*'} Q_Z^{-1} \pi^*)]. \end{aligned}$$

□

The special form of the sufficient statistic in the homoskedastic case derives from the form of the optimal estimator in the restricted seemingly unrelated regression (SUR)

model. The submodel for the direction  $\pi^*$  is given by the SUR model

$$\begin{pmatrix} Y \\ X \end{pmatrix} = \begin{pmatrix} Z\pi^* & 0 \\ 0 & Z\pi^* \end{pmatrix} \begin{pmatrix} \beta t \\ t \end{pmatrix} + \begin{pmatrix} U \\ V \end{pmatrix}.$$

Considering this as a SUR model with regressors  $Z\pi^*$  in both equations, the optimal estimator of  $(\beta t, t)'$  simply stacks the OLS estimator for the two equations, since the regressors  $Z\pi^*$  are the same and the parameter space for  $(\beta t, t)$  is unrestricted. Note also that, in the homoskedastic case (with  $Q_Z = (Z'Z)^{-1}$ ),  $\xi_1^*(\pi^*)$  and  $\xi_2^*(\pi^*)$  are proportional to  $\pi^{*'}Z'Z\xi_1$  and  $\pi^{*'}Z'Z\xi_2$ , which are the numerator and denominator of the 2SLS estimator with  $\xi_2$  replaced by  $\pi^*$  in the first part of the quadratic form.

Thus, for certain parameter values  $\pi^*$  in the homoskedastic case, the risk bound in Theorem D.1 is obtained. In such cases, the estimator that obtains the bound is unique, and depends on  $\pi^*$  itself (for the absolute value loss function, which is not strictly concave, uniqueness is shown in Section D.1 below). Thus, in contrast to settings such as linear regression, where a single estimator minimizes the risk over unbiased estimators simultaneously for all parameter values, no uniform minimum risk unbiased estimator will exist. The reason for this is clear: knowledge of the direction of  $\pi = \pi^*$  helps with estimation of  $\beta$ , even if one imposes unbiasedness for all  $\pi$ .

It is interesting to note precisely how the parameter space over which the estimator in the risk bound is unbiased depends on  $\pi^*$ . Suppose one wants an estimator that minimizes the risk at  $\pi^*$  while still remaining unbiased in a small neighborhood of  $\pi^*$ . In the homoskedastic case, this can always be done so long as  $\pi^* \in (0, \infty)^k$ , since  $\pi^{*'}Q_Z^{-1}\pi > 0$  for  $\pi$  close enough to  $\pi^*$ . Where one can expand this neighborhood while maintaining unbiasedness will depend on  $\pi^*$  and  $Q_Z$ . In the case where  $\pi^{*'}Q_Z^{-1}$  is in the positive orthant, the assumption  $\pi \in (0, \infty)^k$  is enough to ensure that this estimator is unbiased at  $\pi$ . However, if  $\pi^{*'}Q_Z^{-1}$  is not in the positive orthant, there is a tradeoff between precision at  $\pi^*$  and the range of  $\pi \in (0, \infty)^k$  over which unbiasedness can be maintained.

Put another way, in the homoskedastic case, for any  $\pi^* \in \mathbb{R}^k \setminus \{0\}$ , minimizing the risk of an estimator of  $\beta$  subject to the restriction that the estimator is unbiased in a

neighborhood of  $\pi^*$  leads to an estimator that does not depend on this neighborhood, so long as the neighborhood is small enough (this is true even if the restriction  $\pi^* \in (0, \infty)^k$  does not hold). The resulting estimator depends on  $\pi^*$ , and is unbiased at  $\pi$  iff  $\pi^* Q_Z^{-1} \pi > 0$ .

## D.1 Uniqueness of the Minimum Risk Unbiased Estimator under Absolute Value Loss

In the discussion above, we used the result that the minimum risk unbiased estimator in the submodel with  $\pi/\|\pi\|$  known is unique for absolute value loss. Because the absolute value loss function is not strictly concave, this result does not, to our knowledge, follow immediately from results in the literature. We therefore provide a statement and proof here. In the following theorem, we consider a general setup where a random variable  $\xi$  is observed, which follows a distribution  $P_\mu$  for some  $\mu \in M$ . The family of distributions  $\{P_\mu | \mu \in M\}$  need not be a multivariate normal family, as in the rest of this paper.

**Theorem D.3.** *Let  $\hat{\theta} = \hat{\theta}(\xi)$  be an unbiased estimator of  $\theta = \theta(\mu)$  where  $\mu \in M$  for some parameter space  $M$  and  $\Theta = \{\theta | \theta(\mu) = \theta \text{ some } \mu \in M\} \subseteq \mathbb{R}$ , and where  $\xi$  has the same support for all  $\mu \in M$ . Let  $\tilde{\theta}(\xi, U)$  be another unbiased estimator, based on  $(\xi, U)$  where  $\xi$  and  $U$  are independent and  $\hat{\theta}(\xi) = E_\mu[\tilde{\theta}(\xi, U) | \xi] = \int \tilde{\theta}(\xi, U) dQ(U)$  where  $Q$  denotes the probability measure of  $U$ , which is assumed not to depend on  $\mu$ . Suppose that  $\hat{\theta}(\xi)$  and  $\tilde{\theta}(\xi, U)$  have the same risk under absolute value loss:*

$$E_\mu |\tilde{\theta}(\xi, U) - \theta(\mu)| = E_\mu |\hat{\theta}(\xi) - \theta(\mu)| \text{ for all } \mu \in M.$$

*Then  $\tilde{\theta}(\xi, U) = \hat{\theta}(\xi)$  for almost every  $\xi$  with  $\hat{\theta}(\xi) \in \Theta$ .*

*Proof.* The display can be written as

$$E_\mu \left\{ E_\mu \left[ |\tilde{\theta}(\xi, U) - \theta(\mu)| \middle| \xi \right] - |\hat{\theta}(\xi) - \theta(\mu)| \right\} = 0 \text{ for all } \mu \in M.$$

By Jensen's inequality, the term inside the outer expectation is nonnegative for  $\mu$ -almost every  $\xi$ . Thus, the equality implies that this term is zero for  $\mu$ -almost every  $\xi$  (since

$EX = 0$  implies  $X = 0$  a.e. for any nonnegative random variable  $X$ ). This gives, noting that  $\int |\tilde{\theta}(\xi, U) - \theta(\mu)| dQ(U) = E_\mu \left[ |\tilde{\theta}(\xi, U) - \theta(\mu)| \middle| \xi \right]$ ,

$$\int |\tilde{\theta}(\xi, U) - \theta(\mu)| dQ(U) = |\hat{\theta}(\xi) - \theta(\mu)| \text{ for } \mu\text{-almost every } \xi \text{ and all } \mu \in M.$$

Since the support of  $\xi$  is the same under all  $\mu \in M$ , the above statement gives

$$\int |\tilde{\theta}(\xi, U) - \theta| dQ(U) = |\hat{\theta}(\xi) - \theta| \text{ for almost every } \xi \text{ and all } \theta \in \Theta.$$

Note that, for any random variable  $X$ ,  $E|X| = |EX|$  implies that either  $X \geq 0$  a.e. or  $X \leq 0$  a.e. Applying this to the above display, it follows that for all  $\theta \in \Theta$  and almost every  $\xi$ , either  $\tilde{\theta}(\xi, U) \leq \theta$  a.e.  $U$  or  $\tilde{\theta}(\xi, U) \geq \theta$  a.e.  $U$ . In particular, whenever  $\hat{\theta}(\xi) \in \Theta$ , either  $\tilde{\theta}(\xi, U) \leq \hat{\theta}(\xi)$  a.e.  $U$  or  $\tilde{\theta}(\xi, U) \geq \hat{\theta}(\xi)$  a.e.  $U$ . In either case, the condition  $\int \tilde{\theta}(\xi, U) dQ(U) = \hat{\theta}(\xi)$  implies that  $\tilde{\theta}(\xi, U) = \hat{\theta}(\xi)$  a.e.  $U$ . It follows that, for almost every  $\xi$  such that  $\hat{\theta}(\xi) \in \Theta$ , we have  $\tilde{\theta}(\xi, U) = \theta(\xi)$  a.e.  $U$ , as claimed.  $\square$

Thus, if  $\hat{\theta}(\xi) \in \Theta$  with probability one, we will have  $\tilde{\theta}(\xi, U) = \hat{\theta}(\xi)$  a.e.  $(\xi, U)$ . However, if  $\hat{\theta}(\xi)$  can take values outside  $\Theta$  this will not necessarily be the case. For example, in the single instrument case of our setup, if we restrict our parameter space to  $(\pi, \beta) \in (0, \infty) \times [c, \infty)$  for some constant  $c$ , then forming a new estimator by adding or subtracting 1 from  $\hat{\beta}_U$  with equal probability independently of  $\xi$  whenever  $\hat{\beta}_U \leq c - 1$  gives an unbiased estimator with identical absolute value risk.

In our case, letting  $\xi(\pi^*)$  be as Theorem D.1, the support of  $\xi(\pi^*)$  is the same under  $\pi^*t$ ,  $\beta$  for any  $t \in (0, \infty)$  and  $\beta \in \mathbb{R}$ . If  $\tilde{\beta}(\xi(\pi^*), U)$  is unbiased in this restricted parameter space, we must have, letting  $\hat{\beta}_U(\xi^*(\pi), \Sigma^*(\pi))$  be the unbiased nonrandomized estimator in the submodel,  $E[\tilde{\beta}(\xi(\pi^*), U) | \xi(\pi^*)] = \hat{\beta}_U(\xi(\pi^*), \Sigma^*(\pi))$  by completeness for any random variable  $U$  with a distribution that does not depend on  $(t, \beta)$ . Since  $\hat{\beta}_U(\xi(\pi^*), \Sigma^*(\pi)) \in \mathbb{R}$  with probability one, it follows that if  $\tilde{\beta}(\xi(\pi^*), U)$  has the same risk as  $\hat{\beta}_U(\xi(\pi^*), \Sigma^*(\pi))$  then  $\tilde{\beta}(\xi(\pi^*), U) = \hat{\beta}_U(\xi(\pi^*), \Sigma^*(\pi))$  with probability one, so long as we impose that  $\tilde{\beta}(\xi(\pi^*), U)$  is unbiased for all  $t \in (1 - \varepsilon, 1 + \varepsilon)$  and  $\beta \in \mathbb{R}$ .



## E Reduction of the Parameter Space by Equivariance

In the appendix, we discuss how we can reduce the dimension of the parameter space using an equivariance argument. We first consider the just-identified case and then note how such arguments may be extended to the over-identified case under the additional assumption of homoskedasticity.

### E.1 Just-Identified Model

For comparisons between  $(\hat{\beta}_U, \hat{\beta}_{2SLS}, \hat{\beta}_{FULL})$  in the just-identified case, it suffices to consider a two-dimensional parameter space. To see that this is the case let  $\theta = (\beta, \pi, \sigma_1^2, \sigma_{12}, \sigma_2^2)$  be the vector of model parameters and let  $g_A$ , for  $A = \begin{bmatrix} a_1 & a_2 \\ 0 & a_3 \end{bmatrix}$ ,  $a_1 \neq 0$ ,  $a_3 > 0$ , be the transformation

$$g_A \xi = \tilde{\xi} = A \begin{pmatrix} \xi_1 \\ \xi_2 \end{pmatrix} = \begin{pmatrix} a_1 \xi_1 + a_2 \xi_2 \\ a_3 \xi_2 \end{pmatrix}$$

which leads to  $\tilde{\xi}$  being distributed according to the parameters

$$\tilde{\theta} = (\tilde{\beta}, \tilde{\pi}, \tilde{\sigma}_1^2, \tilde{\sigma}_{12}, \tilde{\sigma}_2^2)$$

where

$$\tilde{\beta} = \frac{(a_1 \beta + a_2)}{a_3}$$

$$\tilde{\pi} = a_3 \pi$$

$$\tilde{\sigma}_1^2 = a_1^2 \sigma_1^2 + a_1 a_2 \sigma_{12} + a_2^2 \sigma_2^2$$

$$\tilde{\sigma}_{12} = a_1 a_3 \sigma_{12} + a_2 a_3 \sigma_2^2$$

and

$$\tilde{\sigma}_2^2 = a_3^2 \sigma_2^2.$$

Define  $\mathcal{G}$  as the set of all transformations  $g_A$  of the form above. Note that the sign restriction on  $\pi$  is preserved under  $g_A \in \mathcal{G}$ , and that for each  $g_A$ , there exists another

transformation  $g_A^{-1} \in \mathcal{G}$  such that  $g_A g_A^{-1}$  is the identity transformation. We can see that the model (2) is invariant under the transformation  $g_A$ . Note further that the estimators  $\hat{\beta}_U$ ,  $\hat{\beta}_{2SLS}$ , and  $\hat{\beta}_{FULL}$  are all equivariant under  $g_A$ , in the sense that

$$\hat{\beta}(g_A \xi) = \frac{a_1 \hat{\beta}(\xi) + a_2}{a_3}.$$

Thus, for any properties of these estimators (e.g. relative mean and median bias, relative dispersion) which are preserved under the transformations  $g_A$ , it suffices to study these properties on the reduced parameter space obtained by equivariance. By choosing  $A$  appropriately, we can always obtain

$$\begin{pmatrix} \tilde{\xi}_1 \\ \tilde{\xi}_2 \end{pmatrix} \sim N \left( \begin{pmatrix} 0 \\ \tilde{\pi} \end{pmatrix}, \begin{pmatrix} 1 & \tilde{\sigma}_{12} \\ \sigma_{12} & 1 \end{pmatrix} \right)$$

for  $\tilde{\pi} > 0$ ,  $\sigma_{12} \geq 0$  and thus reduce to a two-dimensional parameter  $(\pi, \sigma_{12})$  with  $\sigma_{12} \in [0, 1)$ ,  $\pi > 0$ .

## E.2 Over-Identified Model under Homoskedasticity

As noted in Appendix D, under the assumption of iid homoskedastic errors  $\Sigma$  is of the form  $\Sigma = Q_{UV} \otimes Q_Z$  for matrix  $Q_{UV} = Var((U_1, V_1)')$  and  $Q_Z = (Z'Z)^{-1}$ . If we let  $\sigma_U^2 = Var(U_1)$ ,  $\sigma_V^2 = Var(V_1)$ , and  $\sigma_{UV} = Cov(U_1, V_1)$ , then using an equivariance argument as above we can eliminate the parameters  $\sigma_U^2$ ,  $\sigma_V^2$ , and  $\beta$  for the purposes of comparing  $\hat{\beta}_{2SLS}$ ,  $\hat{\beta}_{FULL}$ , and the unbiased estimators. In particular, define  $\theta = (\beta, \pi, \sigma_U^2, \sigma_{UV}, \sigma_V^2, Q_Z)$  and again let  $A = \begin{bmatrix} a_1 & a_2 \\ 0 & a_3 \end{bmatrix}$ ,  $a_1 \neq 0$ ,  $a_3 > 0$  and consider the transformation

$$g_A \xi = \tilde{\xi} = (A \otimes I_k) \begin{pmatrix} \xi_1 \\ \xi_2 \end{pmatrix} = \begin{pmatrix} a_1 \xi_1 + a_2 \xi_2 \\ a_3 \xi_2 \end{pmatrix}$$

which leads to  $\tilde{\xi}$  being distributed according to the parameters

$$\tilde{\theta} = (\tilde{\beta}, \tilde{\pi}, \tilde{\sigma}_U^2, \tilde{\sigma}_{UV}, \tilde{\sigma}_V^2, \tilde{Q}_Z)$$

where

$$\tilde{\beta} = \frac{(a_1\beta + a_2)}{a_3}$$

$$\tilde{\pi} = a_3\pi$$

$$\tilde{\sigma}_U^2 = a_1^2\sigma_U^2 + a_1a_2\sigma_{UV} + a_2^2\sigma_V^2$$

$$\tilde{\sigma}_{UV} = a_1a_3\sigma_{UV} + a_2a_3\sigma_V^2$$

$$\tilde{\sigma}_V^2 = a_3^2\sigma_V^2$$

and

$$\tilde{Q}_Z = Q_Z.$$

Note that this transformation changes neither the direction of the first stage,  $\pi/\|\pi\|$ , nor  $Q_Z$ . If we again define  $\mathcal{G}$  to be the class of such transformations, we again see that the model is invariant under transformations  $g_A \in \mathcal{G}$ , and that the estimators for  $\beta$  we consider are equivariant under these transformations. Thus, since relative bias and MAD across estimators are preserved under these transformations, we can again study these properties on the reduced parameter space obtained by equivariance. In particular, by choosing  $A$  appropriately we can set  $\tilde{\sigma}_U^2 = \tilde{\sigma}_V^2 = 1$  and  $\tilde{\beta} = 0$ , so the remaining free parameters are  $\tilde{\pi}$ ,  $\tilde{\sigma}_{UV}$ , and  $\tilde{Q}_Z$ .

## F Dispersion Simulation Results

This appendix gives further results for our dispersion simulations in the just-identified case, discussed in Section 4.1.2. We simulated  $10^6$  draws from the distributions of  $\hat{\beta}_U$ ,  $\hat{\beta}_{2SLS}$ , and  $\hat{\beta}_{FULL}$  on a grid formed by the Cartesian product of  $\sigma_{12} \in \left\{0, (0.005)^{\frac{1}{2}}, (0.01)^{\frac{1}{2}}, \dots, (0.995)^{\frac{1}{2}}\right\}$  and  $\pi \in \left\{(0.01)^2, (0.02)^2, \dots, 25\right\}$ . We use these grids for  $\sigma_{12}$  and  $\pi$ , rather than a uniformly spaced grid, because preliminary simulations suggested that the behavior of the estimators was particularly sensitive to the parameters for large values of  $\sigma_{12}$  and small values of  $\pi$ .

At each point in the grid we calculate  $(\varepsilon_U, \varepsilon_{2SLS}, \varepsilon_{FULL})$ , using independent draws to calculate  $\varepsilon_U$  and the other two estimators, and compute a one-sided Kolmogorov-Smirnov statistic for the hypotheses that (i)  $|\varepsilon_{IV}| \geq |\varepsilon_U|$  and (ii)  $|\varepsilon_U| \geq |\varepsilon_{FULL}|$ , where  $A \geq B$  for random variables  $A$  and  $B$  denotes that  $A$  is larger than  $B$  in the sense of first-order stochastic dominance. In both cases the maximal value of the Kolmogorov-Smirnov statistic is less than  $2 \times 10^{-3}$ . Conventional Kolmogorov-Smirnov p-values are not valid in the present context (since we use estimated medians to construct  $\varepsilon$ ), but are never below 0.25.

We also compare the  $\tau$ -quantiles of  $(|\varepsilon_U|, |\varepsilon_{2SLS}|, |\varepsilon_{FULL}|)$  for  $\tau \in \{0.001, 0.002, \dots, 0.999\}$  and for  $\hat{F}_A^{-1}$  the estimated quantile function of a random variable  $A$  find that

$$\max_{\pi, \sigma_{12}} \max_{\tau} \left( \hat{F}_{|\varepsilon_U|}^{-1}(\tau) - \hat{F}_{|\varepsilon_{2SLS}|}^{-1}(\tau) \right) = 0.000086$$

$$\max_{\pi, \sigma_{12}} \max_{\tau} \left( \hat{F}_{|\varepsilon_{FULL}|}^{-1}(\tau) - \hat{F}_{|\varepsilon_U|}^{-1}(\tau) \right) = 0.00028,$$

or in proportional terms

$$\max_{\pi, \sigma_{12}} \max_{\tau} \left( \frac{\hat{F}_{|\varepsilon_U|}^{-1}(\tau) - \hat{F}_{|\varepsilon_{2SLS}|}^{-1}(\tau)}{\hat{F}_{|\varepsilon_U|}^{-1}(\tau)} \right) = 0.006$$

$$\max_{\pi, \sigma_{12}} \max_{\tau} \left( \frac{\hat{F}_{|\varepsilon_{FULL}|}^{-1}(\tau) - \hat{F}_{|\varepsilon_U|}^{-1}(\tau)}{\hat{F}_{|\varepsilon_{FULL}|}^{-1}(\tau)} \right) = 0.06.$$

## G Multi-Instrument Simulation Design

This appendix gives further details for the multi-instrument simulation design used in Section 4.2. We base our simulations on the Staiger & Stock (1997) specifications for the Angrist & Krueger (1991) data. The instruments in all specifications are quarter of birth and quarter of birth interacted with other dummy variables, and in all cases the dummy for the fourth quarter (and the corresponding interactions) are excluded to avoid multicollinearity. The rationale for the quarter of birth instrument in Angrist & Krueger (1991) indicates that the first stage coefficients on the instruments should therefore be negative.

We first calculate the OLS estimates  $\hat{\pi}$ . All estimated coefficients satisfy the sign restriction in specification I, but some of them violate it in specifications II, III, and IV. To enforce the sign restriction, we calculate the posterior mean for  $\pi$  conditional on the OLS estimates, assuming a flat prior on the negative orthant and an exact normal distribution for the OLS estimates with variance equal to the estimated variance. This yields an estimate

$$\tilde{\pi}_i = \hat{\pi}_i - \hat{\sigma}_i \phi\left(\frac{\hat{\pi}_i}{\hat{\sigma}_i}\right) / \left(1 - \Phi\left(\frac{\hat{\pi}_i}{\hat{\sigma}_i}\right)\right)$$

for the first-stage coefficient on instrument  $i$ , where  $\hat{\pi}_i$  is the OLS estimate and  $\hat{\sigma}_i$  is its standard error. When  $\hat{\pi}_i$  is highly negative relative to  $\hat{\sigma}_i$ ,  $\tilde{\pi}_i$  will be close to  $\hat{\pi}_i$ , but otherwise  $\tilde{\pi}_i$  ensures that our first stage estimates all obey the sign constraint. We then conduct the simulations using  $\tilde{\pi}^* = -\tilde{\pi}$  to cast the sign constraint in the form considered in Section 1.2.

Our simulations fix  $\tilde{\pi}^*/\|\tilde{\pi}^*\|$  at its estimated value and fix  $Z'Z$  at its value in the data. By the equivariance argument in Appendix E we can fix  $\sigma_U^2 = \sigma_V^2 = 1$  and  $\beta = 0$  in our simulations, so the only remaining free parameters are  $\|\pi\|$  and  $\sigma_{UV}$ . We consider  $\sigma_{UV} \in \{0.1, 0.5, 0.95\}$  and consider a grid of 15 values for  $\|\pi\|$  such that the mean of the first stage F statistic varies between 2 and 24.5. For each pair of these parameters we set

$$\Sigma = \begin{bmatrix} 1 & \sigma_{UV} \\ \sigma_{UV} & 1 \end{bmatrix} \otimes (Z'Z)^{-1}$$

and draw of  $\xi$  as

$$\xi \sim N\left(\begin{matrix} 0 \\ \|\pi\| \cdot \frac{\tilde{\pi}^*}{\|\tilde{\pi}^*\|} \end{matrix}, \Sigma\right).$$