

Explaining AMS-02 positron excess and muon anomalous magnetic moment in dark left-right gauge model

Tanushree Basak¹, Subhendra Mohanty¹, Gaurav Tomar^{1,2},

¹*Physical Research Laboratory, Ahmedabad 380009, India*

²*Indian Institute of Technology, Gandhinagar 382424, India*

E-mail: tanu@prl.res.in, mohanty@prl.res.in, tomar@prl.res.in

ABSTRACT: In a Dark left-right gauge model, the neutral component of right-handed lepton doublet is odd under generalized R-parity and thus the lightest one serves as the dark matter (DM) candidate. The coannihilation of the dark matter with the singly charged Higgs triplet produces the correct relic abundance. We explain AMS-02 positron excess by the annihilation of 800 GeV dark matter into $\mu^+\mu^-\gamma$, through a t-channel exchange of the additional charged triplet Higgs boson. The DM is leptophilic which is useful for explaining the non-observation of any antiproton excess which would generically be expected from DM annihilation. The large cross-section needed to explain AMS-02 also requires an astrophysical boost. In addition, we show that the muon ($g - 2$) receives required contribution from singly and doubly charged triplet Higgs in the loops.

KEYWORDS: Dark Matter, Dark left-right gauge model

Contents

1	Introduction	1
2	Dark Left-Right Gauge model	2
3	Dark matter in DLRM	4
3.1	Explanation of AMS-02 positron excess	6
4	Muon magnetic moment	9
5	Discussion	10
6	Conclusion	12

1 Introduction

There are two prominent experimental hints, which may point towards extension of Standard model (SM) for solution, namely the excess in positron flux observed by Alpha Magnetic Spectrometer (AMS-02) [1, 2] and the discrepancy between the measured [3, 4] muon ($g - 2$) and the SM prediction [5–11]. The AMS-02 collaboration has released their recent data [2] which shows that the positron fraction rises up to ~ 425 GeV. This is consistent with the PAMELA result about the positron fraction [12]. There is no corresponding excess in the antiproton flux over the cosmic ray background [13, 14]. A leading explanation of the observed positron excess comes from the annihilation of dark matter particles into leptonic final states which results in a soft positron spectrum which can account for the AMS-02 data quite well. A population of nearby pulsars can provide an alternative explanation [15–18] for the positron excess reported by AMS-02, PAMELA. However in case of pulsar, an anisotropy is expected in the signal contributions as a function of energy due to the differing positions of the individual contributing pulsar, which falls nearly an order of magnitude below the current constraints from both AMS-02 and the Fermi-LAT [19]. Another experimental signal is the discrepancy between the observed and the SM value of muon ($g - 2$). Beyond SM models where the leptons are preferentially coupled to the extra Higgs bosons can naturally address these two issues simultaneously.

In this paper, we show that a variant of the left-right model called Dark left-right gauge model (DLRM) [20] has the ingredients to explain these two experimental signals. The alternative left-right symmetric model (ALRM) has been proposed in 1987 [21, 22]. One of its key advantages over the standard/conventional left-right model (LRM) [23–27] is, it has no tree-level flavor changing neutral currents. Therefore, the $SU(2)_R$ breaking scale can be low and hence allows a possibility for W_R^\pm, Z' gauge boson to be observable at collider experiments. Another variant of this ALRM is the dark left-right gauge model (DLRM)

[20, 28], which has both neutrinos and fermionic DM candidate. The neutral component of the right-handed lepton doublet ‘ n_R ’ carries zero generalized lepton number (\tilde{L}) and is odd under the R-parity, $R = (-)^{3B+\tilde{L}+2j}$. Thus it can be made stable and a viable candidate for DM if it is the lightest R-odd particle in the spectrum. Additional Higgs triplet (Δ_R) has been introduced to give mass to n_R . The annihilation of n_R into muonic final states takes place through the t-channel exchange of charged triplet Higgs (Δ_R^+), which dominantly contributes to the relic abundance. The annihilation cross-section is maximized when the Δ_R^+ and χ masses are close. But, in case of degeneracy in the masses of DM and Δ_R^+ , the relic abundance is described by co-annihilation. One of the motivations of this work is to explain the positron excess seen by AMS-02 [1, 2] experiments through the annihilation of DM in the galactic halo. By choosing the W_R^\pm, Z' bosons heavier than the Δ_R , we ensure that the DM is leptophilic which makes it ideal for explaining AMS-02 positron excess. But, the annihilation cross-section in this case is both helicity suppressed as well as p-wave suppressed at late times. To overcome this suppression, we have considered the mechanism of Internal bremsstrahlung (IB) [29] in the DM annihilation process. Also we need an astrophysical boost $\sim \mathcal{O}(10^3)$, to get the required cross-section for AMS-02. Another interesting aspect of this model is that the same Yukawa term $\Psi_R \Delta_R \Psi_R$, which produces muons from DM annihilation also gives rise to the muon ($g-2$) through singly and doubly charged triplet Higgs loop. We have shown that the same masses and coupling can be used to obtain both the relic abundance of DM and required $\Delta a_\mu = 2.8 \times 10^{-9}$ within 1σ of the experimental value [3, 4]. Another model which can explain AMS-02 and muon ($g-2$) has been constructed using a gauged horizontal symmetry [31].

The paper is organized as follows : In Section.2 we describe the details of the model; the dark matter part is discussed in Section.3. The explanation of AMS-02 positron excess has been dealt in Section.3.1 and in Section.4 the contribution to muon ($g-2$) has been calculated in detail. Finally we summarize our result in Section.6.

2 Dark Left-Right Gauge model

Fermion	$SU(3)_C \times SU(2)_L \times SU(2)_R \times U(1)$	S	L
$\Psi_L = (\nu, e)_L$	(1,2,1,-1/2)	1	(1,1)
$\Psi_R = (n, e)_R$	(1,1,2,-1/2)	1/2	(0,1)
$Q_L = (u, d)_L$	(3,2,1,1/6)	0	(0,0)
$Q_R = (u, x)_R$	(3,1,2,1/6)	1/2	(0,1)
d_R	(3,1,1,-1/3)	0	0
x_L	(3,1,1,-1/3)	1	1

Table 1. Fermion content of DLRM model

We adopt the dark left-right gauge model (DLRM) [20, 28], whose gauge group is given by, $SU(3)_C \times SU(2)_R \times SU(2)_L \times U(1) \times S$. Here an additional global $U(1)$ symmetry S has been introduced such that after the spontaneous breaking of $SU(2)_R \times S$ the generalized

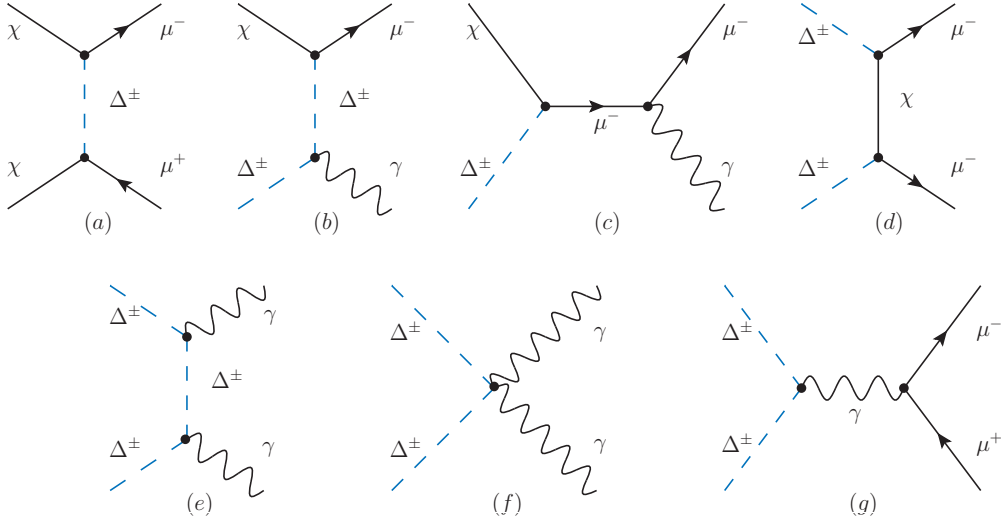


Figure 1. Feynman diagrams of all dominant annihilation and coannihilation channels.

lepton number \tilde{L} (defined as, $\tilde{L} = S - T_{3R}$) remains unbroken. The scalar sector of this model consists of a bi-doublet Φ , two doublets (Φ_L, Φ_R) and two hypercharge ‘+1’ triplets (Δ_L, Δ_R), denoted as,

$$\Phi = \begin{pmatrix} \phi_1^0 & \phi_2^+ \\ \phi_1^- & \phi_2^0 \end{pmatrix}, \Phi_{L,R} = \begin{pmatrix} \phi_{L,R}^+ \\ \phi_{L,R}^0 \end{pmatrix} \text{ and } \Delta_{L,R} = \begin{pmatrix} \frac{\Delta_{L,R}^+}{\sqrt{2}} & \Delta_{L,R}^{++} \\ \Delta_{L,R}^0 & -\frac{\Delta_{L,R}^+}{\sqrt{2}} \end{pmatrix}$$

The fermionic sector (as shown in Table.1) consists of additional $SU(2)_R$ lepton (Ψ_R) and quark doublet (Q_R). Also it contains a quark singlet (x_L), which carries a generalized lepton number, ‘ $\tilde{L} = 1$ ’.

The scalar potential contains all allowed (by S -symmetry) singlet combination like,

$$V = (m_1^2 \Phi^\dagger \Phi + m_2^2 \Phi_L^\dagger \Phi_L + m_3^2 \Phi_R^\dagger \Phi_R + m_4^2 \Delta_L^\dagger \Delta_L + m_5^2 \Delta_R^\dagger \Delta_R) + \Phi_R^\dagger \Delta_R \tilde{\Phi}_R + \Phi_L^\dagger \Phi \Phi_R + \text{Tr}(\tilde{\Phi}^\dagger \Delta_L \Phi \Delta_R^\dagger) + (\text{quartic - terms}) \quad (2.1)$$

From the minimization condition of the potential it is evident that there exists a solution with $\langle \phi_1^0 \rangle \equiv v_1 = 0$. The leptons and the up-quarks get mass through the Yukawa terms $\bar{\Psi}_L \Phi \Psi_R$ and $\bar{Q}_L \tilde{\Phi} Q_R$ respectively, when the neutral component of the bi-doublet gets vacuum expectation value (vev), i.e., $\langle \phi_2^0 \rangle = v_2$. Similarly the down quarks gets mass through the interaction $\bar{Q}_L \Phi_L d_R$. The triplet Higgses ($\Delta_{L,R}$) give masses to ν and n respectively. Due to S -symmetry, terms like $\bar{\Psi}_L \tilde{\Phi} \Psi_R$ and $\bar{Q}_L \Phi Q_R$ are forbidden, which also ensures the absence of flavor-changing neutral currents at the tree-level. In addition, a generalized R-parity (defined as, $R = (-)^{3B + \tilde{L} + 2j}$) is imposed on this model, since \tilde{L} is broken to $(-)^{\tilde{L}}$ when neutrinos acquire Majorana masses. This implies $n, x, W_R^\pm, \Phi_R^\pm, \Delta_R^\pm$ are odd under R-parity. One interesting feature of this model is that W_R^\pm -boson also carries generalized lepton number $\tilde{L} = \mp 1$, which forbids it from mixing with W_L^\pm -boson. This model also contains an extra Z' -boson, but we have neglected the $Z - Z'$ mixing, as the mass of the Z' is $\sim \text{TeV}$ and the mixing with Z is small.

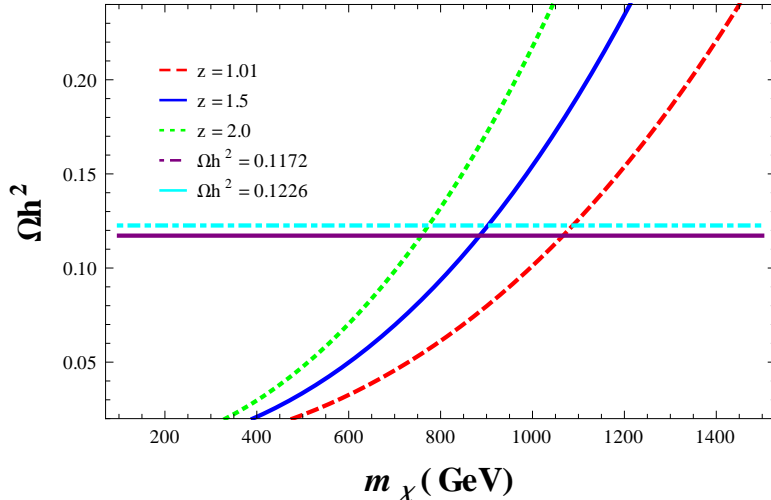


Figure 2. Plot of relic abundance as a function of DM mass, for $c_d = 1.6$ and with different values of $z = 1.01$ (red), 1.5 (blue), 2.0 (green). The straight lines show the present value of $\Omega h^2 = 0.1199 \pm 0.0027$ from Planck experiments [41].

3 Dark matter in DLRM

By virtue of the S -symmetry the Yukawa-term $\bar{\Psi}_L \tilde{\Phi} \Psi_R$ is forbidden thus n_R is not the Dirac mass partner of ν_L . n_R is termed as ‘scotino’ [20], i.e, dark fermion and the lightest one is treated as a viable dark matter candidate. The DM candidate is stable as an artifact of R-parity, under which it is odd. We choose $n_R^\mu \equiv \chi$, as the dark matter. The mass of DM is generated through the term $\Psi_R \Psi_R \Delta_R$. Here, we assume that W_R^\pm, Z' gauge bosons are considerably heavier than Δ_R^\pm . Therefore, the dominant annihilation channel of χ into leptonic final states (mainly $\mu^+ \mu^-$) is through the t-channel exchange of Δ_R^\pm (as shown in Fig.1(a)). Since, the triplet Higgs does not couple with the quarks, the dark matter in this model is mostly leptophilic. Also there is no constraint on DM cross-section from direct detection experiments [32, 33].

Using partial-wave expansion, the annihilation cross-section can be written as, $\langle \sigma v \rangle_{ann} \simeq a + 6b/x_f$ where, a and b are the s-wave and p-wave contribution respectively. The s-wave part is helicity suppressed and is given by [34, 35],

$$a \simeq \frac{c_d^4}{32\pi m_\chi^2} \frac{m_f^2}{m_\chi^2} \frac{1}{(1+z)^2} \quad (3.1)$$

whereas the p-wave contribution can be expressed as [36],

$$b \simeq \frac{c_d^4}{48\pi m_\chi^2} \frac{(1+z^2)}{(1+z)^4} \quad (3.2)$$

where, c_d is the Yukawa-coupling between χ , μ^- and Δ_R^+ . Again, the ratio of RH-charged triplet mass to DM mass is denoted by, $z \equiv (m_{\Delta_R^+}/m_\chi)^2$. Clearly, the s-wave contribution is negligible compared to the later part, which is velocity-suppressed today.

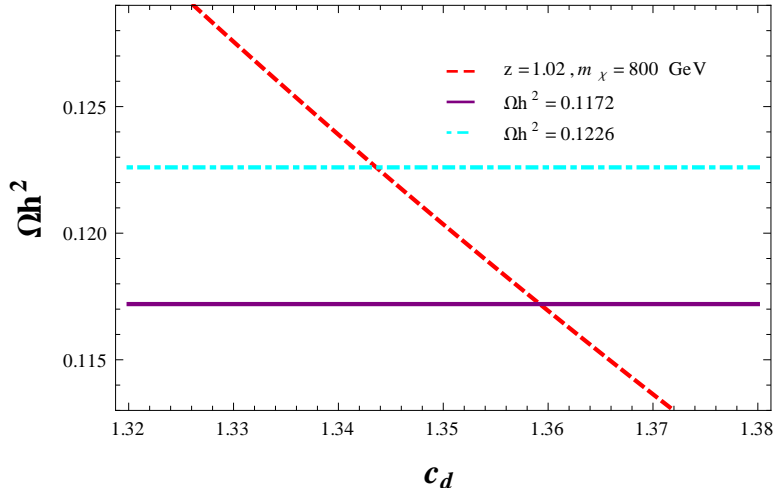


Figure 3. Plot of relic abundance as a function of coupling, for $m_\chi = 800$ GeV and $z = 1.02$.

If the masses of dark matter and the charged Higgs are nearly degenerate, i.e. $\delta m \sim T_f$ the coannihilations [34, 37, 38] become important and relic density is no longer produced by thermal freeze-out. We have to take into account cross-sections of processes like $\chi\Delta^+ \rightarrow \mu^+\gamma$, $\Delta^+\Delta^- \rightarrow \gamma\gamma$ and $\Delta^+\Delta^- \rightarrow \mu^+\mu^-$ (as shown in Fig.1(b-f)). However, the contributions from the diagrams shown as Fig.1(d) and Fig.1(g) are less important since those are helicity-suppressed. The effective cross-section is given by,

$$\sigma_{eff}v = \sum_{ij} \frac{n_i^{eq}n_j^{eq}}{(\sum_k n_k^{eq})^2} \sigma_{ij}v, \quad (3.3)$$

where, $n_i^{eq} = g_i(\frac{m_i T}{2\pi})^{3/2} e^{-m_i/T}$.

The analytic expression of the relic abundance can be formulated as [39, 40]

$$\Omega_{CDM} h^2 \simeq \frac{\langle \sigma_{ann}v \rangle}{\langle \sigma_{eff}v \rangle} \left(\frac{T_{f0}}{T_f} \right) \left(\frac{m_\chi^2}{c_d^4} \right) \frac{(1+z)^4}{1+z^2} \text{GeV}^{-2} \quad (3.4)$$

where, $T_{f0} \simeq m_\chi/20$ is the temperature at the time of freeze-out and $\langle \sigma_{ann}v \rangle$ is the annihilation cross-section without taking into account coannihilation.

To produce the correct relic abundances, one can tune the coupling c_d and the ratio z . In Fig.2, the relic abundance is plotted as a function of DM mass for $c_d = 1.6$ but with different values of $z = 1.01, 1.5, 2$. The straight lines (solid and dashed) show the latest PLANCK data i.e, $\Omega_{CDM} h^2 = 0.1199 \pm 0.0027$ [41]. We observe that as the ratio z is increased, one requires lower values of dark matter mass in order to satisfy correct relic abundance. We choose a specific set of benchmark point as, $m_\chi \sim 800$ GeV and $z = 1.02$. We plot relic abundance, as shown in Fig.3, for this particular choice of benchmark set. We obtain a narrow allowed range of coupling, i.e, $1.343 < c_d < 1.36$, which is consistent with relic abundance [41].

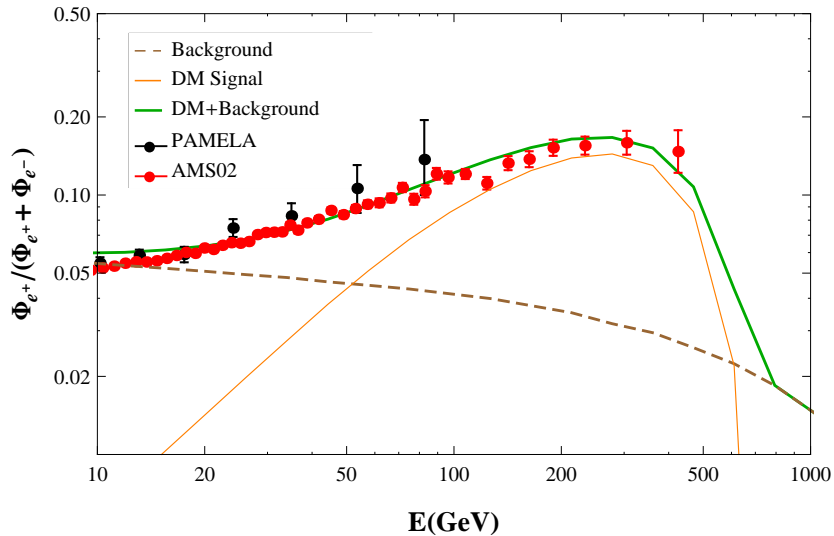


Figure 4. Prediction of the cosmic-ray positron fraction from dark matter annihilation into $\mu^+\mu^-$ final state. The positron fraction spectrum is compared with the data from AMS-02 [1, 2] and PAMELA [12].

3.1 Explanation of AMS-02 positron excess

It has been shown that AMS-02 positron excess [1, 2] can be explained by DM annihilation into $\mu^+\mu^-$ if the annihilation cross-section is $\sigma v \sim 10^{-24} \text{cm}^3 \text{sec}^{-1}$ [43, 44] for TeV scale DM. Such large cross-section needed to explain AMS-02 through DM annihilation into ‘radiation’ is constrained by recent Planck results [42]. Therefore, the AMS-02 explanation necessarily requires an astrophysical boost [50, 51]. In DLRM, we have Majorana fermionic DM which implies that annihilation into fermionic final states is helicity suppressed by a factor of m_f^2/m_χ^2 . As discussed earlier, the p-wave part of the annihilation cross-section is suppressed by the velocity squared of the galactic DM particles today, which is typically $v_{today} \sim 10^{-3}$. One of the possibilities to evade the suppression is to make use of the Internal bremsstrahlung (IB) mechanism, where the emission of associated vector boson lifts the helicity suppression in the s-wave contribution to the annihilation cross-section [29, 30]. The process of IB incorporates both virtual internal bremsstrahlung (VIB) and the photons from final-state radiation (FSR). Therefore, we consider the annihilation of DM into $\chi\chi \rightarrow \mu^+\mu^-\gamma$ in the late universe (i.e. today), for which the cross-section is given by [29, 30],

$$\langle\sigma v\rangle_{\mu^+\mu^-\gamma} \simeq \frac{\alpha_{em}c_d^4}{64\pi^2 m_\chi^2} \left\{ (1+z) \left[\frac{\pi^2}{6} - \ln^2\left(\frac{z+1}{2z}\right) - 2\text{Li}_2\left(\frac{z+1}{2z}\right) \right] + \frac{4z+3}{z+1} + \frac{4z^2-3z-1}{2z} \ln\left(\frac{z-1}{z+1}\right) \right\} \quad (3.5)$$

where, α_{em} is the fine-structure constant and $\text{Li}_2(x) = \sum_{k=1}^{\infty} x^k/k^2$.

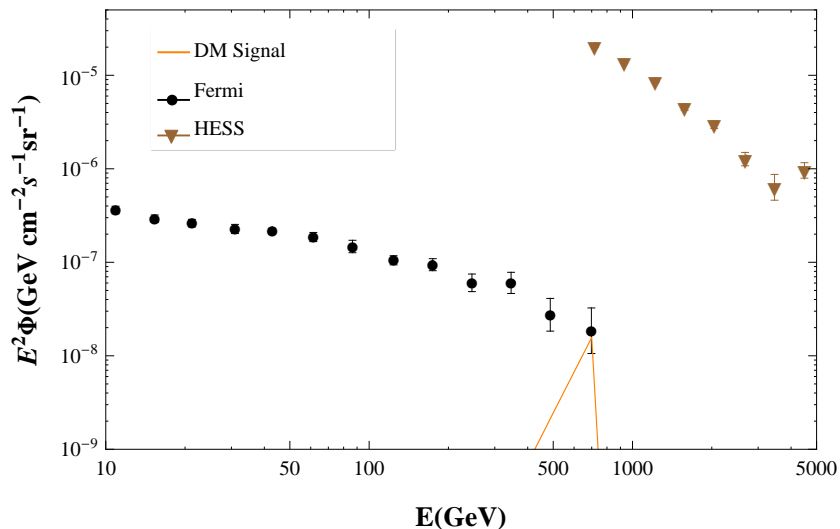


Figure 5. Predicted γ -ray spectrum is compared with Fermi LAT data [56]. HESS measurement [57, 58] of $(e^+ + e^-)$ acts as upper bound on γ -ray flux in the 0.7-4 TeV range [59].

For generating the positron spectrum, dN_{e^+}/dE from muon decay ($m_\chi \sim 800$ GeV), we use the publicly available code PPC4DMID [45, 46] and then we use GALPROP code [47, 48] for the propagation of charged particles in the galaxy. The differential rate of production of primary positron flux per unit energy per unit volume is given by,

$$Q_{e^+}(E, \vec{r}) = \frac{\rho^2}{2m_\chi^2} \langle \sigma v \rangle_{\mu^+ \mu^- \gamma} \frac{dN_{e^+}}{dE} \quad (3.6)$$

where $\langle \sigma v \rangle_{\mu^+ \mu^- \gamma}$ is the annihilation cross-section and ρ denotes the density of dark matter particle in the Milky Way halo, which we assume to be described by NFW profile [49]. In GALPROP code [47, 48], we set $D_0 = 3.6 \times 10^{28} \text{ cm}^2 \text{ s}^{-1}$, $z_h = 4$ kpc and $r_{max} = 20$ kpc, which are the diffusion coefficient, the half-width and maximum size of 2D galactic model respectively. We choose the nucleus injection index breaking at 9 GeV and the values above and below its breaking are 2.36 and 1.82 respectively. Similarly in the case of electron, we choose injection index breaking at 4 GeV and its spectral index above and below are 5.0 and 2.44 respectively with normalization flux $1.25 \times 10^{-8} \text{ cm}^{-2} \text{ s}^{-1} \text{ sr}^{-1} \text{ GeV}^{-1}$ at 100 GeV. Taking into account the chosen parameters, GALPROP [47, 48] solves the propagation equation, and we find the propagated positron flux.

In order to fit AMS-02 data [1, 2], the required annihilation cross-section in GALPROP code [47, 48] is $\langle \sigma v \rangle_{\mu^+ \mu^- \gamma} = 8.8 \times 10^{-25} \text{ cm}^3 \text{ s}^{-1}$. But the internal bremsstrahlung process ($\chi\chi \rightarrow \mu^+ \mu^- \gamma$) gives the annihilation cross-section $\langle \sigma v \rangle_{\mu^+ \mu^- \gamma} = 1.37 \times 10^{-28} \text{ cm}^3 \text{ s}^{-1}$, using the benchmark set $m_\chi \sim 800$ GeV, $m_{\Delta_R^\pm} \sim 808$ GeV and $c_d \sim 1.36$. It has been proposed in Ref.[50, 51] that local clumping at scales of ~ 20 kpc can enhance the positron flux (which arise from distances < 20 kpc) without changing the γ -ray or anti-proton flux [52] significantly. As an example of a astrophysical boost we follow Raidal [53] et al. and

consider the positron and gamma ray flux from a local over-density. The usual number for the dark matter density in the solar neighbourhood is $\rho_0 = 0.4 \text{ GeVcm}^{-3}$. If we assume a local over-density around the Sun by a factor ~ 32 over a size 0.4 kpc then this forms a small fraction of the total volume and well within bounds of dark matter from solar system observations which allow $\rho \sim 15000\rho_0$ [54]. In such a case the flux of positron is [53],

$$\Phi_{e^+} = \frac{3\Gamma}{32\pi^2 K(E)R} \frac{dN_e^+}{dE}, \quad (3.7)$$

where $K(E)$ is Larmor radius and given as $K(E) = K_0(E/\text{GeV})^\delta$ with $\delta = 0.85 - 0.46$ and $K_0 = (0.016 - 0.0765)\text{kpc}^2/\text{Myr}$. The total dark matter annihilation rate Γ is given by

$$\Gamma = \frac{4\pi R^3}{3} \langle \sigma v \rangle \frac{1}{2} \frac{\rho^2}{M^2}. \quad (3.8)$$

We get from AMS-02 positron data $\Phi_{e^+} = 3.34 \times 10^{-11} \text{ GeV}^{-1}\text{cm}^{-2}\text{sec}^{-1}\text{sr}^{-1}$ for $M \sim 400 \text{ GeV}$, and with $R = 370 \text{ pc}$, $\delta = 0.46$, $K_0 = 0.016 \text{ kpc}^2/\text{Myr}$, $\langle \sigma v \rangle = 1.37 \times 10^{-28} \text{ cm}^3\text{sec}^{-1}$, and $dN_{e^+}/dE = 0.003539 \text{ GeV}^{-1}$, we get

$$\rho = 32 \rho_0. \quad (3.9)$$

The effective astrophysical boost factor ($\sim \rho^2/\rho_0^2$) is ~ 6400 which is required to explain the AMS-02 positron excess. The γ -ray photons (which mainly come from a distance larger than 0.4 kpc) is smaller than the positron flux by a factor [53],

$$\frac{\Phi_\gamma}{\Phi_{e^+}} = \frac{2K}{R} \frac{dN_\gamma/dE}{dN_{e^+}/dE}. \quad (3.10)$$

We conclude that a local over-density in dark matter by a factor 32 over a scale of 0.4 kpc can explain the positron excess observed in AMS-02 while at the same time not produce gamma rays in excess of what is observed by Fermi-LAT. In Fig.4, we plot the positron flux obtained from the GALPROP and compare it with observed AMS-02 [1, 2] and PAMELA data [12]. From Fig.4, we observe that positron flux predicted from our model fits the data well.

Since we are considering the internal bremsstrahlung process to lift the helicity suppression in the dark matter annihilation cross-section, there will be primary photons in the final state as well as secondary photons from muons. We also check the consistency of the predicted photon spectrum from this model with the observed data [56]. We have generated the γ -ray spectrum, i.e, dN_γ/dE using micrOMEGAs 3.3.9 code [55]. We compare the output γ spectrum with observed Fermi-LAT data [56], which is shown in Fig.(5). The required cross-section for fitting AMS-02 positron excess, obtained in this model is consistent with the latest Fermi-LAT 4-year measurement of the gamma-ray background (see Fig.8 of Ref.[56]). In Fig.5, we have also shown the HESS measurement [57, 58] of $(e^+ + e^-)$, which acts as an upper bound on γ -ray flux [59] and clearly the γ -ray spectrum of our model is well below the upper limits. In this model, the dark matter does not annihilate into hadronic final states. Hence, there is no predicted excess of antiprotons, which makes it consistent with the PAMELA [13] and AMS-02 data [14].

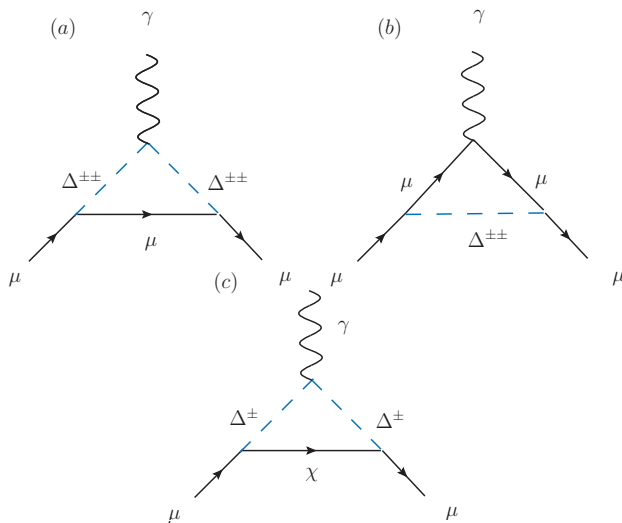


Figure 6. Dominant Feynman diagrams of singly (c) and doubly (a,b) charged triplet scalar loops contributing to muon ($g - 2$).

4 Muon magnetic moment

The muon magnetic moment is calculated by the magnetic moment operator, which is given as

$$\mathcal{L}_{MDM} = \frac{e}{2m_\mu} F_2(q^2) \bar{\psi}_\mu \sigma_{\mu\nu} \psi_\mu F^{\mu\nu} \quad (4.1)$$

where m_μ is the mass of the muon and $F_2(q^2)$ is the magnetic form factor. Here $\sigma_{\mu\nu} = \frac{i}{2}[\gamma_\mu, \gamma_\nu]$ and $F^{\mu\nu}$ is the field strength of the photon field. The anomalous magnetic moment is related to F_2 as $\Delta a_\mu = F_2(0)$ for on-shell muon.

In DLRM [20], there exist diagrams containing additional gauge bosons and charged triplet scalars which give contributions to the muon magnetic moment. In the conventional left-right symmetric model [23, 26, 27] with $g_L = g_R$, there are stringent bounds from LHC on the masses of $SU(2)_R$ gauge bosons (W_R^\pm, Z'), such that $M_{W_R^\pm} \sim 2.5$ TeV, $M_{Z'} \sim 3$ TeV [60]. Under these assumptions, the contributions of heavy gauge bosons to muon ($g - 2$), have been neglected in comparison to the charged scalars. Therefore, the interaction terms relevant to muon ($g - 2$) are $\psi_R \psi_R \Delta_R$ and $\psi_L \psi_L \Delta_L$. But, in the later term as the vev of Δ_L gives rise to neutrino masses, the Yukawa couplings are constrained to be sufficiently small. Whereas, the former interaction term has no such restriction on the Yukawa coupling. Thus, we only consider the contribution from $\Delta_R^+, \Delta_R^{++}$ loops to the anomalous magnetic moment of muon, as shown in Fig.(6).

The contribution from the doubly charged triplet Higgs (as shown in Fig. 6(a)-6(b))

is given by [61],

$$[\Delta a_\mu]_{\Delta^{\pm\pm}} = 4 \times \left[\frac{2m_\mu^2}{8\pi^2} \int_0^1 dx \frac{f_{\mu s}^2(x^3 - x) + f_{\mu p}^2(x^3 - 2x^2 + x)}{m_\mu^2(x^2 - 2x + 1) + m_{\Delta^{\pm\pm}}^2 x} - \frac{m_\mu^2}{8\pi^2} \int_0^1 dx \frac{f_{\mu s}^2(2x^2 - x^3) - f_{\mu p}^2 x^3}{m_\mu^2 x^2 + m_{\Delta^{\pm\pm}}^2(1 - x)} \right] \quad (4.2)$$

where $f_{\mu s}$ and $f_{\mu p}$ are the scalar and pseudoscalar couplings of charged triplet Higgs with the muon respectively. The factor of four in eq.(4.2) is a symmetry factor coming from the presence of two identical field in the interaction term ($\psi_R \psi_R \Delta_R$). Similarly, the contribution from singly charged triplet Higgs (Δ_R^\pm), which is shown in diagram 6.(c), given as,

$$[\Delta a_\mu]_{\Delta^\pm} = \frac{m_\mu^2}{8\pi^2} \int_0^1 dx \frac{f_{\mu s}^2(x^3 - x^2 + \frac{m_\chi}{m_\mu}(x^2 - x)) + f_{\mu p}^2(x^3 - x^2 - \frac{m_\chi}{m_\mu}(x^2 - x))}{m_\mu^2 x^2 + (m_{\Delta^\pm}^2 - m_\mu^2)x + m_\chi^2(1 - x)} \quad (4.3)$$

m_χ	m_{Δ^\pm}	$m_{\Delta^{\pm\pm}}$	$f_{\mu s} \simeq f_{\mu p} \equiv c_d$
800 GeV	808 GeV	850 GeV	1.36

Table 2. Value of parameters

The choice of relevant parameters, in order to obtain the observed magnetic moment, has been depicted in Table.2. Here, we would like to mention that the same set of parameters is also required to explain the positron excess observed by AMS-02 experiment [1, 2] and relic abundance of dark matter. After adding the contributions from eq.(4.2) and eq.(4.3), we obtain

$$\Delta a_\mu = 2.9 \times 10^{-9} \quad (4.4)$$

which is in agreement with the experimental result [3, 4] within 1σ .

5 Discussion

In dark left-right model, for explaining the AMS-02 positron excess, an astrophysical boost factor of ~ 6400 is required. The large boost factor of this order is quite constrained in cold dark matter models [62]. In [62], authors have studied the positron and γ flux from local dark matter clumps. They find that a local DM clump at 1 kpc distance with DM mass ~ 650 GeV and luminosity $L = 3.4 \times 10^9 M_\odot^2 \text{ pc}^{-3}$ can explain the PAMELA positron excess (which is consistent with the AMS-02 positron excess). The calculated γ -flux $\Phi_\gamma = 10^{-6} \text{ cm}^{-2}\text{s}^{-1}$ is an order of magnitude larger than Fermi-LAT observation, which is $\Phi_\gamma = 10^{-7} \text{ cm}^{-2}\text{s}^{-1}$. The γ -flux observation is highly directional dependent, whereas positron flux is isotropic. So the positrons from the ‘point sources’ of DM clusters will be observed but γ -rays can be missed if the telescope is not directed at the source. In this way it is possible to reconcile both the signals, but still the probability of such a large astrophysical boost factor is low as estimated from numerical simulation [62].

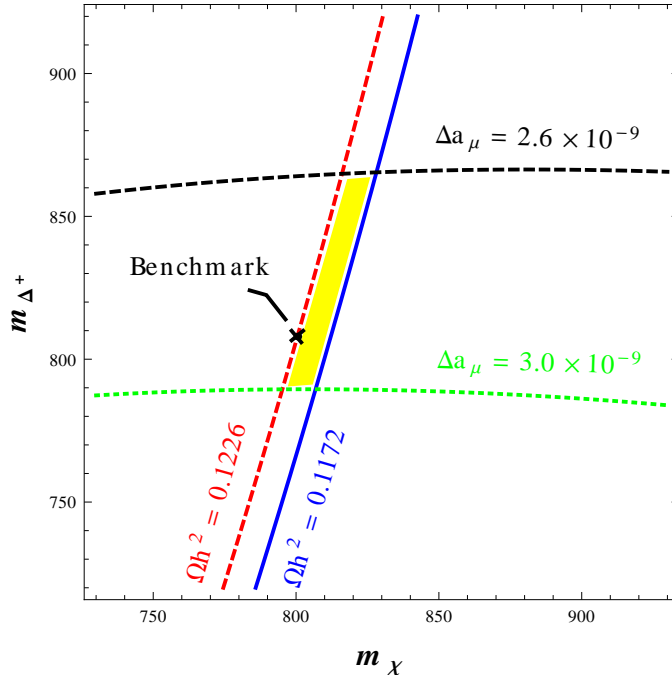


Figure 7. Contours of $(g-2)$ and relic abundance in the plane of m_χ and m_{Δ^\pm} for $c_d = 1.36$.

DLRM contains a number of singly and doubly charged scalars. According to the parameter space considered in this model, the dominant decay channel for $\Delta_R^{\pm\pm}$ is into same sign dileptons, which is an important signal from the LHC perspective. The decay $\Delta_R^{\pm\pm} \rightarrow l^\pm l^\pm$, is constrained by CMS (ATLAS) collaboration, which exclude $m_{\Delta^{\pm\pm}}$ below 445 GeV (409 GeV) and 457 GeV (398 GeV) for $e^\pm e^\pm$ and $\mu^\pm \mu^\pm$ channels respectively [63, 64]. The singly charged scalar (Δ_R^\pm) mass below 600 GeV (assuming, $BR: \Delta^+ \rightarrow \tau^+ \nu_\tau = 1$) is ruled out at 95% confidence level [65, 66]. We considered $m_{\Delta^{\pm\pm}} \sim 808$ GeV and, $m_{\Delta^{\pm\pm}} \sim 850$ GeV for our calculations, which is above the exclusion limits.

Z' decays into SM fermions; $Z' \rightarrow \ell^+ \ell^-$ ($\ell = e, \mu$) have been reported by CMS (ATLAS) collaboration, which put $M_{Z'} > 2.6$ TeV (2.9 TeV) [67, 68]. In DLRM, $M_{Z'}$ and $M_{W_R^\pm}$ are related as [20],

$$M_{W_R}^2 > \frac{(1-2x)}{2(1-x)} M_{Z'}^2 + \frac{x}{2(1-x)^2} M_{W_L}^2, \quad (5.1)$$

which gives, $M_{W_R} > 1.5$ TeV (1.7 TeV). Therefore, the contributions of heavy gauge bosons to relic density and muon $(g-2)$ will be small in comparison to charged scalars. By choosing the coupling of Δ^{++} to $e^- e^-$ to be much smaller than the coupling with $\mu^- \mu^-$, we can evade the precession constraints from LEP [69]. We have assumed no flavor mixing through Δ_R , otherwise it will give rise to large contribution to $\mu \rightarrow e \gamma$ and $\mu \rightarrow e e e$ process, which is not observed [60].

In this paper, we have claimed that we can accommodate both relic abundance and observed magnetic moment of muon in the same benchmark set. In Fig.7, we have shown

the contours of muon ($g-2$) and relic abundance in the plane of m_χ and m_{Δ^+} for $c_d = 1.36$. The choice of particular coupling c_d has been obtained from Fig.2, where we have imposed constraints from relic abundance. The contours of correct relic abundance, consistent with PLANCK result [42], shows the allowed range of masses of m_χ and m_{Δ^+} . Now we observe that the contours of $g-2$ (within 1σ) falls in the narrow band of parameter space favoured by relic density of dark matter. Therefore, we find that there exist a common parameter region (the shaded region in the middle as shown in Fig.7) of interest consistent with both relic abundance and anomalous magnetic moment. We have chosen a benchmark set, shown as a cross-mark, within the allowed region. However, the cross-section required to fit the AMS-02 positron excess narrows the parameter space as it requires $m_\chi \sim 800$ GeV.

6 Conclusion

We have studied the DLRM model, in which the neutral component of RH-lepton doublet plays the role of a dark matter candidate. Thus, the Majorana fermionic DM candidate is stable as an artifact of generalized R-parity. In this model, we explain simultaneously the two experimental signatures *viz.* AMS-02 positron excess and muon ($g-2$) anomaly. The correct relic abundance of dark matter has been obtained through the coannihilation of the DM and the charged triplet Higgs. But the annihilation cross-section is helicity suppressed by a factor of m_f^2/m_χ^2 . Therefore we use the mechanism of internal bremsstrahlung to lift the helicity suppression. In order to explain AMS-02 positron excess, we have considered the annihilation of the dark matter into $\mu^+\mu^-\gamma$ with an additional local astrophysical boost factor ~ 6400 . Here we would like to mention that the constraints from distant objects such as dwarf galaxies, and distant epochs such as the cosmic microwave background have been evaded by virtue of having a small underlying cross section and relying on a large local boost factor. The prediction of positron excess of this model is in good agreement with PAMELA, AMS-02 data. We also obtain the required contribution to muon ($g-2$) through the additional charged triplet loops and using the same set of parameters. We predict a downturn in the AMS-02 positron spectrum and a cut-off around 500 GeV. In addition as a signature of internal bremsstrahlung there is a peak in the gamma rays spectrum ~ 0.8 TeV which is consistent with both Fermi-LAT γ -ray observations and HESS upper bound.

Acknowledgement

We would like to thank the anonymous referee for his/her constructive comments on the manuscript.

References

- [1] M. Aguilar *et al.* [AMS Collaboration], Phys. Rev. Lett. **110**, 141102 (2013).
- [2] L. Accardo *et al.* [AMS Collaboration], Phys. Rev. Lett. **113**, 121101 (2014).
- [3] G. W. Bennett *et al.* [Muon G-2 Collaboration], Phys. Rev. D **73**, 072003 (2006) [hep-ex/0602035].

- [4] G. W. Bennett *et al.* [Muon (g-2) Collaboration], Phys. Rev. D **80**, 052008 (2009) [arXiv:0811.1207 [hep-ex]].
- [5] T. Aoyama, M. Hayakawa, T. Kinoshita and M. Nio, Phys. Rev. Lett. **109**, 111808 (2012) [arXiv:1205.5370 [hep-ph]].
- [6] C. Gnendiger, D. Stckinger and H. Stckinger-Kim, Phys. Rev. D **88**, no. 5, 053005 (2013) [arXiv:1306.5546 [hep-ph]].
- [7] M. Davier, A. Hoecker, B. Malaescu and Z. Zhang, Eur. Phys. J. C **71**, 1515 (2011) [Erratum-ibid. C **72**, 1874 (2012)] [arXiv:1010.4180 [hep-ph]].
- [8] K. Hagiwara, R. Liao, A. D. Martin, D. Nomura and T. Teubner, J. Phys. G **38**, 085003 (2011) [arXiv:1105.3149 [hep-ph]].
- [9] M. Benayoun, P. David, L. DelBuono and F. Jegerlehner, Eur. Phys. J. C **73**, 2453 (2013) [arXiv:1210.7184 [hep-ph]].
- [10] T. Blum, A. Denig, I. Logashenko, E. de Rafael, B. Lee Roberts, T. Teubner and G. Venanzoni, arXiv:1311.2198 [hep-ph].
- [11] J. P. Miller, E. d. Rafael, B. L. Roberts and D. Stckinger, Ann. Rev. Nucl. Part. Sci. **62**, 237 (2012).
- [12] O. Adriani *et al.* [PAMELA Collaboration], Nature **458**, 607 (2009) [arXiv:0810.4995 [astro-ph]].
- [13] O. Adriani *et al.* [PAMELA Collaboration], Phys. Rev. Lett. **105**, 121101 (2010) [arXiv:1007.0821 [astro-ph.HE]].
- [14] AMS-02 collaboration, [http://http://www.ams02.org/](http://www.ams02.org/).
- [15] T. Kamae, S.-H. Lee, L. Baldini, F. Giordano, M.-H. Grondin, L. Latronico, M. Lemoine-Goumard and C. Sgro *et al.*, arXiv:1010.3477 [astro-ph.HE].
- [16] M. Pato, M. Lattanzi and G. Bertone, JCAP **1012**, 020 (2010) [arXiv:1010.5236 [astro-ph.HE]].
- [17] P. D. Serpico, Astropart. Phys. **39-40**, 2 (2012) [arXiv:1108.4827 [astro-ph.HE]].
- [18] P. F. Yin, Z. H. Yu, Q. Yuan and X. J. Bi, Phys. Rev. D **88**, no. 2, 023001 (2013) [arXiv:1304.4128 [astro-ph.HE]].
- [19] T. Linden and S. Profumo, Astrophys. J. **772**, 18 (2013) [arXiv:1304.1791 [astro-ph.HE]].
- [20] S. Khalil, H. S. Lee and E. Ma, Phys. Rev. D **79**, 041701 (2009) [arXiv:0901.0981 [hep-ph]].
- [21] E. Ma, Phys. Rev. D **36**, 274 (1987).
- [22] K. S. Babu, X. G. He and E. Ma, Phys. Rev. D **36**, 878 (1987).
- [23] G. Senjanovic and R. N. Mohapatra, Phys. Rev. D **12**, 1502 (1975).
- [24] R. N. Mohapatra and G. Senjanovic, Phys. Rev. Lett. **44**, 912 (1980).
- [25] N. G. Deshpande, J. F. Gunion, B. Kayser and F. I. Olness, Phys. Rev. D **44**, 837 (1991).
- [26] J. C. Pati and A. Salam, Phys. Rev. D **10**, 275 (1974) [Erratum-ibid. D **11**, 703 (1975)].
- [27] R. N. Mohapatra and J. C. Pati, Phys. Rev. D **11**, 2558 (1975).
- [28] A. Aranda, J. Lorenzo Diaz-Cruz, J. Hernandez-Sanchez and E. Ma, Phys. Rev. D **81**, 075010 (2010) [arXiv:1001.4057 [hep-ph]].

- [29] L. Bergstrom, T. Bringmann and J. Edsjo, Phys. Rev. D **78**, 103520 (2008) [arXiv:0808.3725 [astro-ph]].
- [30] T. Bringmann, X. Huang, A. Ibarra, S. Vogl and C. Weniger, JCAP **1207**, 054 (2012) [arXiv:1203.1312 [hep-ph]].
- [31] G. Tomar and S. Mohanty, JHEP **1411**, 133 (2014) [arXiv:1403.6301 [hep-ph]].
- [32] E. Aprile *et al.* [XENON100 Collaboration], Phys. Rev. Lett. **109**, 181301 (2012) [arXiv:1207.5988 [astro-ph.CO]].
- [33] D. S. Akerib *et al.* [LUX Collaboration], arXiv:1310.8214 [astro-ph.CO].
- [34] J. R. Ellis, T. Falk and K. A. Olive, Phys. Lett. B **444**, 367 (1998) [hep-ph/9810360].
- [35] T. Nihei, L. Roszkowski and R. Ruiz de Austri, JHEP **0207**, 024 (2002) [hep-ph/0206266].
- [36] Q. H. Cao, E. Ma and G. Shaughnessy, Phys. Lett. B **673**, 152 (2009) [arXiv:0901.1334 [hep-ph]].
- [37] K. Griest and D. Seckel, Phys. Rev. D **43**, 3191 (1991).
- [38] J. Edsjo and P. Gondolo, Phys. Rev. D **56**, 1879 (1997) [hep-ph/9704361].
- [39] M. Garny, A. Ibarra, M. Pato and S. Vogl, JCAP **1211**, 017 (2012) [arXiv:1207.1431 [hep-ph]].
- [40] M. Garny, A. Ibarra, M. Pato and S. Vogl, JCAP **1312**, 046 (2013) [arXiv:1306.6342 [hep-ph]].
- [41] P. A. R. Ade *et al.* [Planck Collaboration], Astron. Astrophys. (2014) [arXiv:1303.5076 [astro-ph.CO]].
- [42] Planck collaboration, <http://www.insu.cnrs.fr/node/5108>.
- [43] M. Cirelli, M. Kadastik, M. Raidal and A. Strumia, Nucl. Phys. B **813**, 1 (2009) [Addendum-ibid. B **873**, 530 (2013)] [arXiv:0809.2409 [hep-ph]].
- [44] A. De Simone, A. Riotto and W. Xue, JCAP **1305**, 003 (2013) [JCAP **1305**, 003 (2013)] [arXiv:1304.1336 [hep-ph]].
- [45] M. Cirelli, G. Corcella, A. Hektor, G. Hutsi, M. Kadastik, P. Panci, M. Raidal and F. Sala *et al.*, JCAP **1103**, 051 (2011) [Erratum-ibid. **1210**, E01 (2012)] [arXiv:1012.4515 [hep-ph], arXiv:1012.4515 [hep-ph]].
- [46] P. Ciafaloni, D. Comelli, A. Riotto, F. Sala, A. Strumia and A. Urbano, JCAP **1103**, 019 (2011) [arXiv:1009.0224 [hep-ph]].
- [47] A. W. Strong, I. V. Moskalenko and V. S. Ptuskin, Ann. Rev. Nucl. Part. Sci. **57**, 285 (2007) [astro-ph/0701517].
- [48] I. V. Moskalenko and A. W. Strong, Astrophys. J. **493**, 694 (1998) [astro-ph/9710124].
- [49] J. F. Navarro, C. S. Frenk and S. D. M. White, Astrophys. J. **462**, 563 (1996) [astro-ph/9508025].
- [50] D. T. Cumberbatch and J. Silk, Mon. Not. Roy. Astron. Soc. **374**, 455 (2007) [astro-ph/0602320].
- [51] J. Lavalle, J. Pochon, P. Salati and R. Taillet, Astron. Astrophys. **462**, 827 (2007) [astro-ph/0603796].
- [52] S. Blanchet and J. Lavalle, JCAP **1211**, 021 (2012) [arXiv:1207.2476 [astro-ph.HE]].

- [53] A. Hektor, M. Raidal, A. Strumia and E. Tempel, Phys. Lett. B **728**, 58 (2014)
doi:10.1016/j.physletb.2013.11.017 [arXiv:1307.2561 [hep-ph]].
- [54] N. P. Pitjeva and E. V. Pitjeva, Astron. Lett. **39**, 141 (2013) [Astron. Zh. **39**, 163 (2013)]
doi:10.1134/S1063773713020060 [arXiv:1306.5534 [astro-ph.EP]].
- [55] G. Belanger, F. Boudjema, A. Pukhov and A. Semenov, Comput. Phys. Commun. **185**, 960
(2014) [arXiv:1305.0237 [hep-ph]].
- [56] M. Ackermann *et al.* [Fermi LAT Collaboration], arXiv:1501.05464 [astro-ph.CO].
- [57] F. Aharonian *et al.* [HESS Collaboration], Phys. Rev. Lett. **101**, 261104 (2008)
[arXiv:0811.3894 [astro-ph]].
- [58] F. Aharonian *et al.* [HESS Collaboration], Astron. Astrophys. **508**, 561 (2009)
[arXiv:0905.0105 [astro-ph.HE]].
- [59] M. D. Kistler and J. M. Siegal-Gaskins, Phys. Rev. D **81**, 103521 (2010) [arXiv:0909.0519
[astro-ph.HE]].
- [60] K. A. Olive *et al.* [Particle Data Group Collaboration], Chin. Phys. C **38**, 090001 (2014).
- [61] J. P. Leveille, Nucl. Phys. B **137**, 63 (1978).
- [62] P. Brun, T. Delahaye, J. Diemand, S. Profumo and P. Salati, Phys. Rev. D **80**, 035023 (2009)
[arXiv:0904.0812 [astro-ph.HE]].
- [63] <https://cms-physics.web.cern.ch/cms-physics/public/HIG-12-005-pas.pdf>
- [64] G. Aad *et al.* [ATLAS Collaboration], Eur. Phys. J. C **72**, 2244 (2012) [arXiv:1210.5070
[hep-ex]].
- [65] S. Chatrchyan *et al.* [CMS Collaboration], JHEP **1207**, 143 (2012) [arXiv:1205.5736 [hep-ex]].
- [66] <http://cds.cern.ch/record/1595533/files/ATLAS-CONF-2013-090.pdf>
- [67] S. Chatrchyan *et al.* [CMS Collaboration], Phys. Lett. B **720**, 63 (2013) [arXiv:1212.6175
[hep-ex]].
- [68] G. Aad *et al.* [ATLAS Collaboration], Phys. Rev. D **90**, no. 5, 052005 (2014)
[arXiv:1405.4123 [hep-ex]].
- [69] P. Achard *et al.* [L3 Collaboration], Phys. Lett. B **576**, 18 (2003) [hep-ex/0309076].