

Photometric Transformation from *RGB* Bayer Filter System to Johnson-Cousins *BVR* Filter System

Woojin Park^a, Soojong Pak^{a,*}, Hyunjin Shim^b, Huynh Anh N. Le^a,
Myungshin Im^c, Seunghyuk Chang^d, Joonkyu Yu^e

^a*School of Space Research and Institute of Natural Sciences, Kyung Hee University
1732 Deogyong-daero, Giheung-gu, Yongin-si, Gyeonggi-do, 446-701, Korea*

^b*Department of Earth Science Education, Kyungpook National University,
Sangyeok 3-dong, Buk-gu, Daegu, Korea*

^c*CEO, Astronomy Program, Department of Physics & Astronomy, Seoul National
University,
1, Gwanak-ro, Gwanak-gu, Seoul, Korea*

^d*Center for Integrated Smart Sensors, Korea Advanced Institute of Science and
Technology(KAIST)*

Nonhyeon-ro 28-gil 25, Gangnam-gu, Seoul 135-854, Korea

^e*Hwasangdae Observatory,
615-4, Ahopsari-ro, Naechon-myeon, Hongcheon-gun, Gangwon-do 250-862, Korea*

Abstract

The *RGB* Bayer filter system consists of a mosaic of *R*, *G*, and *B* filters on the grid of the photo sensors which typical commercial DSLR (Digital Single Lens Reflex) cameras and CCD cameras are equipped with. Lot of unique astronomical data obtained using an *RGB* Bayer filter system are available, including transient objects, e.g. supernovae, variable stars, and solar system bodies. The utilization of such data in scientific research requires that reliable photometric transformation methods are available between the systems. In this work, we develop a series of equations to convert the observed magnitudes in the *RGB* Bayer filter system (R_B , G_B , and B_B) into the Johnson-Cousins *BVR* filter system (B_J , V_J , and R_C). The new transformation equations derive the calculated magnitudes in the Johnson-Cousins filters (B_{Jcal} , V_{Jcal} , and R_{Ccal}) as functions of *RGB* magnitudes and colors. The mean differences between the transformed magnitudes and original mag-

*Corresponding author

Email addresses: woojinpark@khu.ac.kr (Woojin Park), soojong@khu.ac.kr (Soojong Pak)

nitudes, i.e. the residuals, are $\Delta(B_J - B_{Jcal}) = 0.064$ mag, $\Delta(V_J - V_{Jcal}) = 0.041$ mag, and $\Delta(R_C - R_{Ccal}) = 0.039$ mag. The calculated Johnson-Cousins magnitudes from the transformation equations show a good linear correlation with the observed Johnson-Cousins magnitudes.

Keywords: Data Analysis; Photometry Transformation; Johnson-Cousins Filter System; Bayer Filter System; Open Cluster

1. Introduction

Photometric systems play an important role in the quantitative photometric and spectroscopic study of stars and stellar systems. The Johnson-Cousins *UBVRI* system is the most popularly used broad-band photometric system, and most of the existing optical data have been observed with this system (see [Bessell, 2005](#)).

Lately, the chance of amateur astronomers taking parts in scientific research is increasing especially in fields of transient objects and variable stars. A large amount of the photometric data for either supernovae or variable stars are available with amateur CCD cameras, in which the *RGB* Bayer filter system is commonly adopted. Since most of the previously compiled photometric data in the astronomical community have been taken with the Johnson-Cousins *UBVRI* photometric system ([Rodgers et al., 2006](#); [Stencel, 2013](#)), reliable transformation equations are necessary in order to utilize the data from the *RGB* filter system.

There have been many works on the transformation of *RGB* photometry to Johnson-Cousins photometry in the literature ([Hoot, 2007](#); [Loughney, 2010](#); [Kloppenborg et al., 2012](#); [Vítek and Blažek, 2012](#)). Especially, it was shown that the filter response function of Bayer *Green* filter is comparable to that of Johnson *V* filter (see [Loughney, 2010](#); [Kloppenborg et al., 2012](#)). [Vítek and Blažek \(2012\)](#) transformed Bayer filter system to Johnson-Cousins filter system using color indices of stars. However, there is no equation to convert *RGB* photometry to Johnson-Cousins *UBVRI* photometry which reflects spectral types, luminosity classes and metallicities of different astronomical sources.

A well-known example of the transformation between the different filter systems is the photometric transformation from the Sloan Digital Sky Survey (*SDSS*) filter system ([Fukugita et al., 1996](#)) to the Johnson-Cousins filter system. *SDSS* provides homogeneous *ugriz* photometry for objects in a

large fraction of the northern sky (Karaali et al., 2005; Rodgers et al., 2006; Chonis and Gaskell, 2008; Bilir et al., 2008, 2011, 2012; Yaz et al., 2010). Fukugita et al. (1996) and Smith et al. (2002) derived an g magnitude estimation for Sloan photometry of the standard stars from Landolt (1992). Bilir et al. (2005) obtained a more accurate g magnitude transformation which covers both $(g - r)$ and $(r - i)$ for late-type dwarf stars. They mainly used color-color correlations to derive the equations. Transformation equations are generally dependent on metallicities and luminosity classes (Karaali et al., 2005; Rodgers et al., 2006; Bilir et al., 2008, 2011, 2012; Yaz et al., 2010; Karaali and Yaz Gökçe, 2013). Recently, Ak et al. (2014) derived transformation equations covering a large range of metallicities, e.g. $-4 \leq [Fe/H] \leq 0.5$ dex for giant stars. Photometric data with the DSLR RGB filter system may also be transformed, using the same principle as in the $SDSS$ to Johnson-Cousins magnitude conversion.

In this paper, we present our observations of the open clusters IC4665 and M52, and derive the transformation equations between the RGB filter system and the Johnson-Cousins BVR filter system. Circumstances of the observations and the preprocessing methods are described in § 2. § 3 describes the process of Point Spread Function (PSF) photometry to derive final transformation equations for M52. § 4 shows results of the transformation including the residuals, and confirms the correlations between the observed data and the transformed data using color-magnitude diagrams. We then apply the derived transformation to IC4665 to check the validity of our equations.

2. Observations and data reduction

2.1. Observations of M52

M52 is a 60 ± 10 Myr old open star cluster that has a spectral type of B2 to G2. It has interstellar reddening, $E(B - V) = 0.65$ mag (Bonatto and Bica, 2006), and has similar solar metallicity which is $[Fe/H] = 0$ (Tiffany, 2008). BVR data of M52 were taken in 2014 June 27 using a $4k \times 4k$ CCD camera with $15 \mu\text{m}$ pixels with the $D = 1000$ mm $f/7.5$ RC-telescope at the Lemmonsan Optical Astronomy Observatory (LOAO), USA. The weather was clear, and the atmosphere is stable with a flux variation is only under 2%, and the seeing disk size of ~ 3 pixels ($\sim 2.5''$). We obtained 18 images in each band, with 15 sec exposures in B , 9 sec exposures in V , and 8.5 sec exposures in R . The field of view for the BVR data of M52 is $28' \times 28'$.

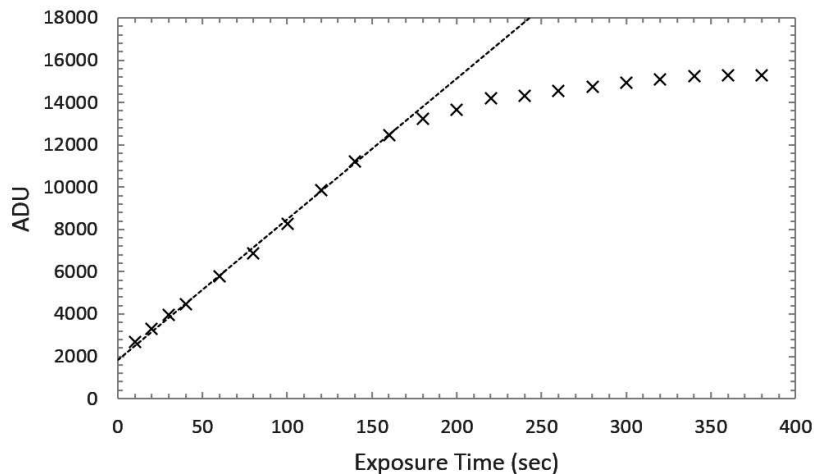


Figure 1: A linearity plot for the EOS 550D camera. The dashed line represents linearity and it fits the curve well up to 13000 ADU. The full-well capacity is 15300 ADU. The data were obtained by taking flat images.

These data were calibrated using WEBDA¹ database (Pesch, 1960; Haug, 1970; Wramdemark, 1976; Viskum et al., 1997; Choi et al., 1999; Stetson, 2000; Pandey et al., 2001; Maciejewski and Niedzielski, 2007). The CCD was cooled at -110°C .

RGB data of M52 were taken in 2014 October 09 with an IR-cut-filter-removed EOS 550D (Canon Inc.²) camera on the $D = 300$ mm f/8 RC-telescope at Hwasangdae Observatory (*HSDO*), Hongcheon-gun, Gangwon-do, Korea. The telescope is equipped with a field corrector, which extends the focal length slightly. The effective focal length of the telescope is 2600 mm. The EOS 550D camera we have used has an APS-C CMOS sensor (sized 22.3×14.9 mm) with $4.3 \mu\text{m}$ pixels. We selected a non-process mode (RAW images), and a low amplification mode (ISO = 400). The full-well capacity of the EOS 550D’s CMOS sensor is about 15300 ADU, while the linearity is guaranteed up to 13000 ADU at ISO = 400 (Figure 1). Since the background noise increases dramatically as battery charge decreases or after changing the batteries (Henden et al., 2014), we used an AC adapter instead of batteries. The field of view for the *RGB* data of M52 is $23' \times 30'$. The

¹<http://www.univie.ac.at/webda/navigation.html>

²<http://www.canon.com>

data was obtained by taking 21 images, 120 sec exposures each at 4.7 pixels ($\sim 1.6''$) seeing. Note that the Full Width at Half Maximum (FWHM) of the DSLR images should be larger than 2 pixels to cover all three (Red, Green, and Blue) pixels with the Bayer filter set.

2.2. Observations of IC4665

IC4665 is a 27.7 ± 1.1 Myr old open star cluster with metallicity of $[Fe/H] = -0.03 \pm 0.04$ (Manzi et al., 2008; Jeffries, 2009; Smith et al., 2011; Lodieu et al., 2011). It has interstellar reddening, $E(B - V) = 0.18$ mag (Prosser, 1993). *BVR* magnitudes of stars in IC4665 are obtained from the WEBDA database (Johnson, 1954; Hogg and Kron, 1955; Alcaïno, 1965; McCarthy and O’Sullivan, 1969; Eggen, 1971; Sanders and van Altena, 1972; Muzzio, 1973; Neckel, 1974; Landolt, 1983a; Landolt, 1983b; Menzies et al., 1991; Prosser, 1993; Menzies and Marang, 1996; de Wit et al., 2006).

RGB data of IC4665 were obtained in 2014 April 14. The observations were made with the EOS 550D camera attached to a William Optics Zenith-Star 80 ED APO telescope (D = 80mm, f/6.8, William Optics Corporation³) at the Kyung Hee Astronomical Observatory (*KHAO*), Gyeonggi-do, Korea. The camera settings were identical to those of the M52 observations. The field of view (*FOV*) of the system is $94' \times 141'$. We took 30 frames with 15 sec exposures during a photometric night with the seeing disk size of ~ 5 pixels ($\sim 8.1''$).

The details of the observations, including filters, target coordinates, field of views, and observing conditions are summarized in Table 1.

Table 1: Observation log

Date	Observatory and Telescope	Filters ^c	Target	R.A.	Dec.(J2000)	FoV ^a	Seeing ($''$)
2014 Apr 14	KHAO ^b , 0.08m telescope	<i>RGB</i>	IC4665	17h46m18s	+05°43'00"	94' × 141'	8.1
2014 Jun 27	LOAO ^c , 1m telescope	<i>BVR</i>	M52	23h24m48s	+61°35'36"	28' × 28'	2.5
2014 Oct 09	HSDO ^d , 0.3m telescope	<i>RGB</i>	M52	23h24m48s	+61°35'36"	23' × 30'	1.6

^a Field of View

^b Kyung Hee Astronomical Observatory, <http://khao.khu.ac.kr>

^c Lemmonsan Optical Astronomy Observatory, <http://loao.kasi.re.kr>

^d Hwasangdae Observatory, 915-2 Hwasangdae-ri, Naechon-myeon, Hongcheon-gun, Gangwon-do, Korea

^e *RGB* is the Bayer *RGB* filter system for the Canon EOS 550D, and *BVR* is the Johnson-Cousins filter system

³<http://www.williamoptics.com>

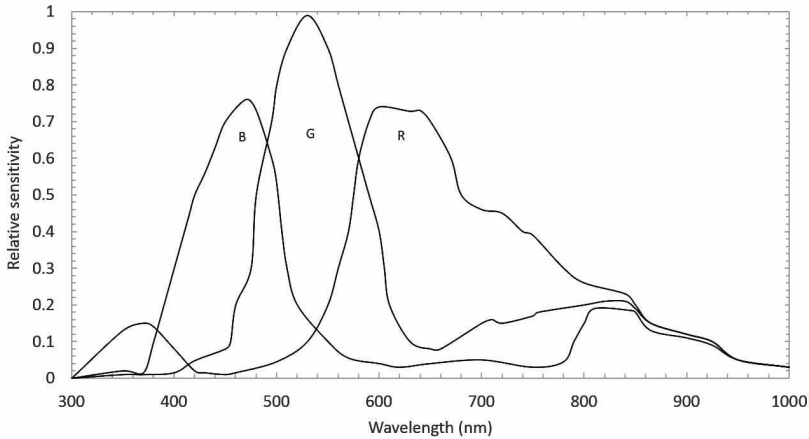


Figure 2: Throughput of Bayer R , G , and B filter for the EOS 550D (Cerny, 2013). The vertical axis is relative sensitivity for these filters.

2.3. Data reduction

The RGB Bayer filter system consists of 2×2 pixels mosaic RGB filter set that covers the sensor with *Red*, *Green*, *Green*, and *Blue* colors (Tweet et al., 2009), thus we need to separate the single image into images with different filters. We wrote a python-based program to extract pixels that correspond to each color to produce R , G , and B filter images. Especially for *Green* filters, we combined two *Green* filter images by averaging for each set of $RGGB$ filters. R , G , and B filters have center wavelength, $\lambda_{eff} = 640$ nm, 530 nm, and 470 nm, respectively. Figure 2 shows throughput of R , G , and B filters for the EOS 550D (Cerny, 2013). Since the Bayer filters are directly attached on the CMOS substrate, the throughput shows the convolution of the filter transmissions and the quantum efficiency of the detector. Image combining and basic preprocessing were performed with the Image Reduction and Analysis Facility (*IRAF*)⁴.

Even though the CMOS of the DSLR camera was not cooled, the average dark current for sufficiently short exposures (~ 120 seconds) was low, i.e. 1 - 3 ADU. As a result of our dark current test, we expect that the Canon image processor, DIGIC 4, automatically correct dark currents. Therefore we did

⁴IRAF is distributed by the National Optical Astronomy Observatory, which is operated by the Association of Universities for Research in Astronomy, Inc., under cooperative agreement with the National Science Foundation.

not apply dark subtraction to the object images. We performed bias and flat corrections before we break images into sub-frames, then we combined 30 images for each filter to make a single object image to reduce the random noise.

3. Results

3.1. Photometric data

After creating the combined images, we derived magnitudes for each star in the star cluster in each filter with the IRAF/DAOPHOT package. Either moffat15 function or penny2 function was chosen as the PSF. We detected 564 stars at 4σ over sky background in the M52 *RGB* image. We removed field stars that do not belong to the cluster using color-magnitude and color-color correlations to get only star cluster members (Pesch, 1960). After identifying the same stars in *BVR* images, we compared $\text{mag}(\text{Blue})$ with $\text{mag}(B)$, $\text{mag}(\text{Green})$ with $\text{mag}(V)$, and $\text{mag}(\text{Red})$ with $\text{mag}(R)$ for individual stars to derive the conversion formula that describes the correlation between the two filter systems. Based on the color-magnitude diagram, we separate giants, so that only main-sequence stars are selected for transformation. All magnitudes are de-reddened applying interstellar reddening, $A_V = 3.1 \times E(B - V)$. Extinction magnitudes for the *RGB* Bayer filter system are derived by the extinction law (Cardelli et al., 1989; O'Donnell, 1994; Schlegel et al., 1998). The radius of the aperture for photometry was 9.4 pixels ($\sim 3.2''$) for the *RGB*, and 6 pixels ($\sim 5''$) for the *BVR* data. Stars in M52 have magnitudes and colors in the range of $8.49 \leq V \leq 14.14$ mag and $-0.15 \leq B - V \leq 0.48$ mag, respectively.

3.2. Transformation equations

The transformation equations are described as follows:

$$B_J = B_{B,ZP} + B_B + C_{B,BG}(B_B - G_B) + C_{B,GR}(G_B - R_B) \quad (1)$$

$$V_J = G_{B,ZP} + G_B + C_{V,BG}(B_B - G_B) + C_{V,GR}(G_B - R_B) \quad (2)$$

$$R_C = R_{B,ZP} + R_B + C_{R,BG}(B_B - G_B) + C_{R,GR}(G_B - R_B) \quad (3)$$

In these equations, B_J , V_J , and R_C are the Johnson *B*, *V*, and Cousins *R* magnitudes, respectively. Also, B_B , G_B , and R_B indicate Bayer *B*, *G*, and *R* magnitudes. In addition, we include $B_{B,ZP}$, $G_{B,ZP}$, and $R_{B,ZP}$ representing the zero-points for the Bayer filters. Zero-points vary depending on the

observing conditions such as weather, air mass, and the system sensitivity. The coefficients were derived by the iterative least square fitting algorithm with sigma clipping method (see Table 2).

Table 2: Coefficients and RMS variation by Sigma Clipping method

	Original Data	1 st SC ^a	2 nd SC ^a
$B_{B,ZP}$	-0.371	-0.286	$-0.291^{+0.026}_{-0.028}$
$C_{B,BG}$	0.246	0.419	$0.280^{+0.318}_{-0.292}$
$C_{B,GR}$	0.213	0.543	$0.600^{+0.133}_{-0.118}$
RMS	0.220	0.083	0.064
$G_{B,ZP}$	-0.322	-0.263	$-0.252^{+0.022}_{-0.025}$
$C_{V,BG}$	0.578	0.713	$0.542^{+0.273}_{-0.263}$
$C_{V,GR}$	-0.471	-0.196	$-0.064^{+0.119}_{-0.103}$
RMS	0.185	0.057	0.041
$R_{B,ZP}$	-0.277	-0.240	$-0.226^{+0.031}_{-0.031}$
$C_{R,BG}$	0.123	0.226	$0.051^{+0.334}_{-0.368}$
$C_{R,GR}$	0.068	0.298	$0.468^{+0.142}_{-0.145}$
RMS	0.163	0.055	0.039

^a Sigma Clipping method with 2.5σ

Figure 3 shows the distribution of magnitude residuals for the Johnson-Cousins systems, i.e. the difference between the observed magnitudes and the calculated magnitudes based on the transformation equations. Most of the objects fall near the zero residual line, which confirms the reliability of our transformation equations. However, there are a number of outliers especially in B band.

4. Discussion

4.1. Accuracy of the RGB transformation

We derived Root Mean Square (RMS) values to test the accuracy of the transformation equations. The RMS errors for M52 are 0.064, 0.041, and 0.039 mag for B_J , V_J and R_C , respectively (Table 2).

As Figure 3 shows the dispersion around the zero line is the smallest for R_C while it is the largest for B_J . The RMS values also suggest that

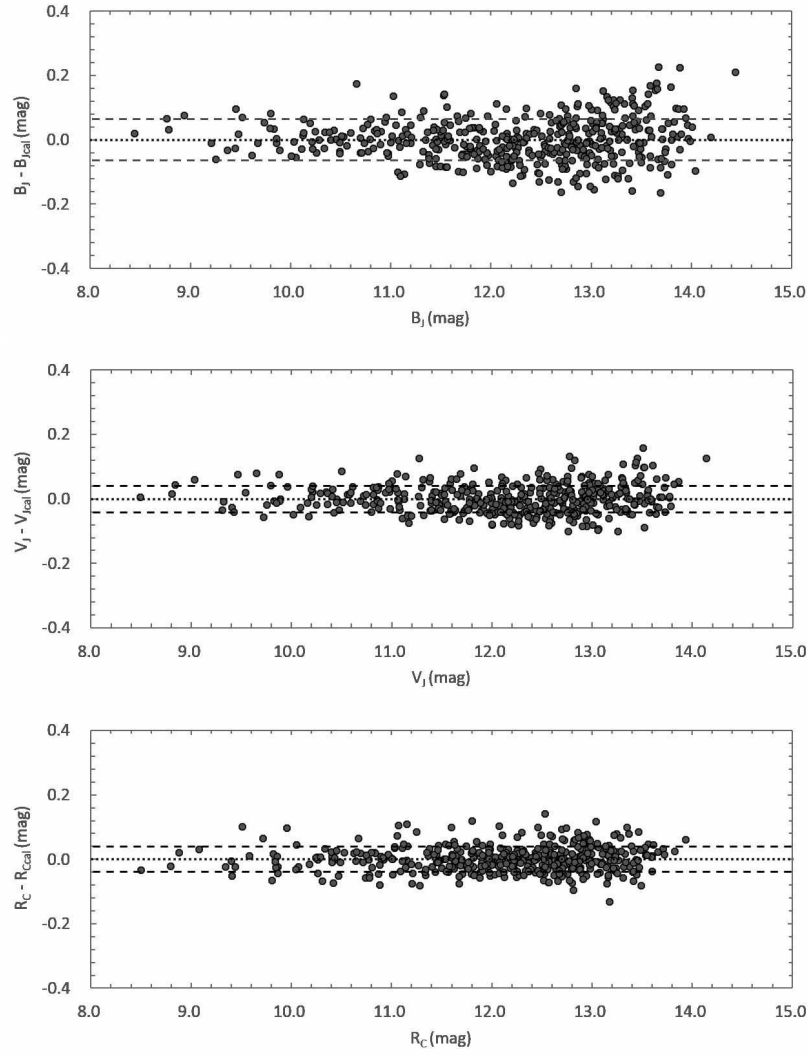


Figure 3: Residuals plots for the B_J , V_J , and R_C bands for M52 from top to bottom. The horizontal axis indicates the observed Johnson-Cousins magnitudes. Dashed lines represent the position of 1σ dispersions, ± 0.064 , ± 0.041 , and ± 0.039 for the B_J , V_J , and R_C bands.

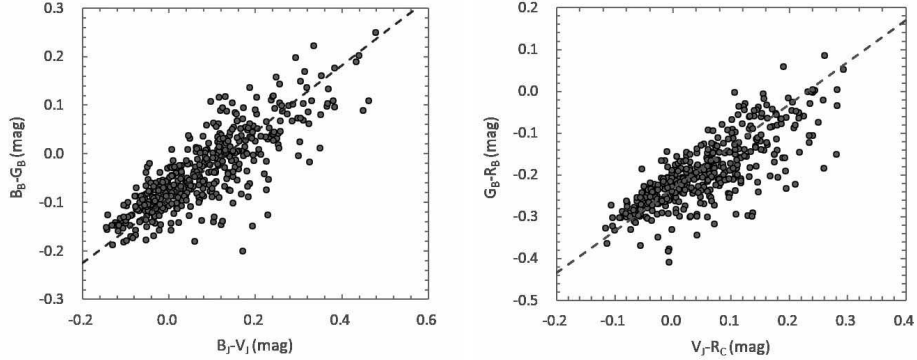


Figure 4: Diagram of RGB colors versus BVR_C colors for stars in M52. The dashed lines represent 1st order linear fitting lines.

the conversion into R_C magnitudes is more reliable than that of the B_J magnitudes.

The distributions of the data in two color-color planes corresponding to two systems in Figure 4 are linear, and the dispersions are relatively small which indicate that our transformations are reliable. The RMS errors may arise from the contamination of absorption lines and from the interference among wavelength coverage of Bayer R , G , and B bands.

In Figure 5, we plot the color-magnitude diagrams of M52. All of the stars in M52 fall onto the main-sequence. The similarity of the color magnitude diagrams constructed using the observed Johnson-Cousins filter system magnitudes and the transformed magnitudes shows that the transformation equations work well.

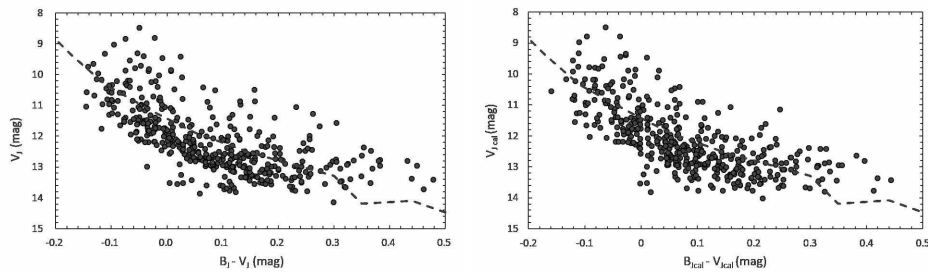


Figure 5: M52 color-magnitude diagrams from observed data (top) and calculated data (bottom). The dashed line represents the main-sequence (Cox, 2000). The color-magnitude diagram based on the magnitudes from our transformation (bottom) is consistent with that of the observed magnitudes (top).

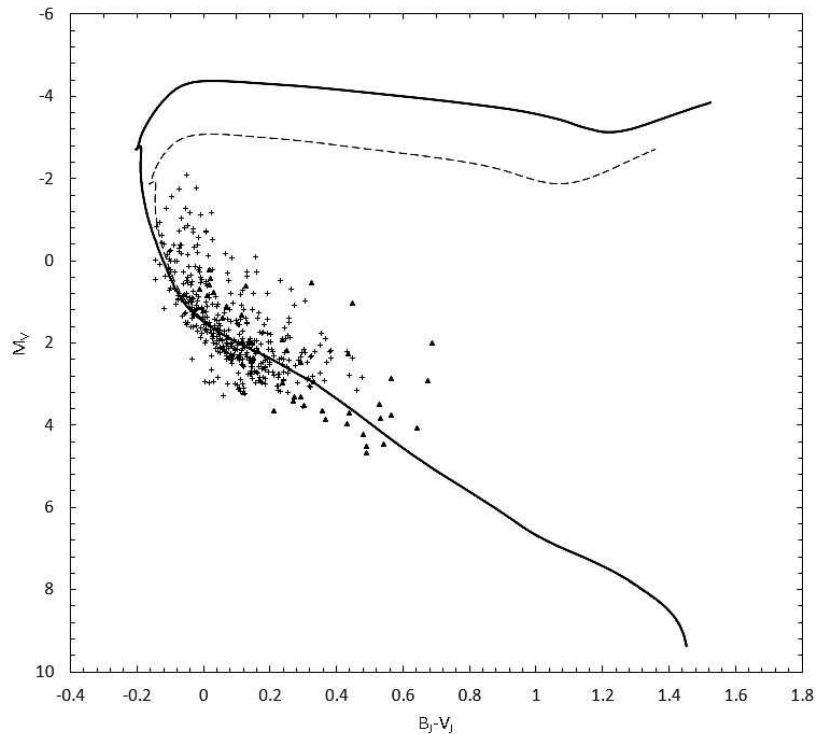


Figure 6: Isochrones of M52 and IC4665 (Cassisi et al., 2006). The dashed line and cross symbols indicate the isochrone and observed data points of M52. And the solid line and triangle symbols indicate the isochrone and observed data points of IC4665. M52 and IC4665 have similar metallicities with different ages.

Coefficients in our results have uncertainties derived from the reduced chi-squared method.

$$\chi_{red}^2 = \frac{1}{n-1} \sum_i^n \frac{(O_i - E_i)^2}{\sigma_i^2}, \quad (4)$$

where n is the number of stars, O is the observed data and E is the calculated data, and σ is the error the observed data and the calculated data. Derived uncertainties by the Equation (4) are indicated in Table 2.

4.2. Application to IC4665

We applied our transformation to the RGB magnitudes of IC4665. IC4665 is a younger open cluster, which consists of main-sequence stars and sub-giants. We excluded sub-giants for transforming stars as our transformation is focused on main-sequence stars.

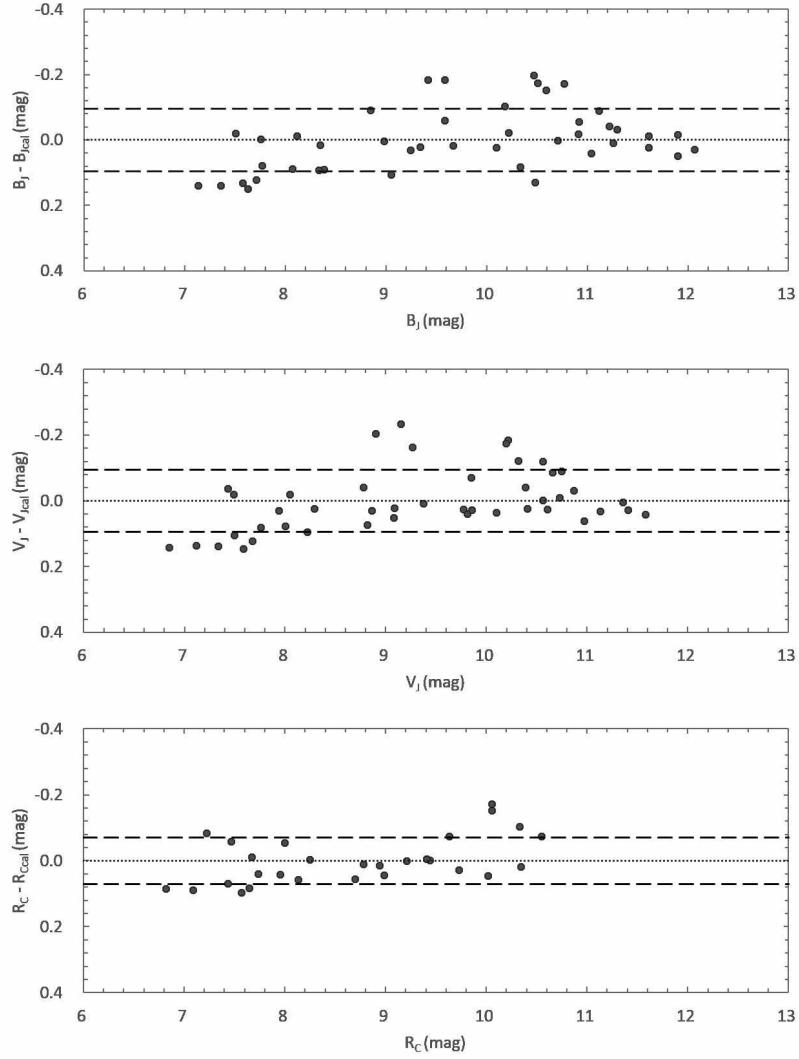


Figure 7: Residuals plots for the B_J , V_J , and R_C bands for IC4665 from top to bottom. The horizontal axis is the measured Johnson-Cousins magnitude. Dashed lines represent the position of 1σ dispersions, ± 0.095 , ± 0.094 , and ± 0.070 for the B_J , V_J , and R_C bands.

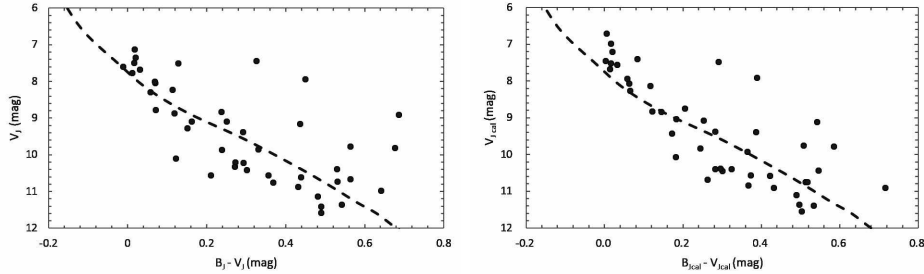


Figure 8: IC4665 color-magnitude diagrams from the observed data (top) and from the calculated magnitudes (bottom). The dashed line represents the main-sequence. The calculated data were derived using the coefficients estimated from M52. Only the zero-points adjusted for IC4665. The color-magnitude diagram based on calculated data (bottom) are consistent with that of the observed Johnson B and V magnitudes (top).

Figure 6 shows isochrones of M52 and IC4665. Both have similar metallicities with different ages. Since the isochrones of M52 and IC4665 are similar, the filter transformation coefficients can be same. The RGB magnitudes of stars in IC4665 were also measured using IRAF/DAOPHOT with the same method we used for M52.

45 stars were detected with 4σ in main-sequence stars, and their RGB magnitudes were transformed into BVR magnitudes using the equations derived in § 3.2. All coefficients in Equations (1) - (3) are kept the same except the zero points, because the observing conditions of IC4665 are different from those of M52. We select the offset zero points at which the average residual becomes zero. The zero points of IC4665 are -5.813, -5.400, and -5.086 for B , V , and R bands.

The RMS errors for IC4665 are 0.095, 0.094, and 0.070 mag for B_J , V_J and R_C , respectively. Figure 7 shows the residuals of IC4665 between observed magnitudes and transformed magnitudes.

Figure 8 shows the color magnitude diagrams of IC4665 constructed using the observed magnitudes from WEBDA (top), and the Johnson-Cousins magnitudes calculated from the RGB magnitudes (bottom). The color-magnitude diagrams from the transformed magnitudes follow the same trends as the diagrams from the observed BVR values. The similarity shows that the coefficients work well not only for M52 but also for other clusters.

5. Summary

Equations (1), (2), and (3) convert the magnitudes RGB Bayer filter system to the ones in Johnson-Cousins filter system. The color terms, $(B_B - G_B)$ and $(G_B - R_B)$ are included in the transformation equations. The coefficients are listed in Table 2.

There have been a number of previous attempts for filter transformation (e.g. Rodgers et al., 2006; Chonis and Gaskell, 2008; Smith et al., 2002; Karaali and Yaz Gökçe, 2013; Ak et al., 2014). The best instrumental fits before our research was obtained by Hoot (2007), who presented RMS errors of 0.347, 0.134 and 0.236 mag for B , V , and R bands, respectively. Our results are more reliable than those of Hoot (2007), because of the use of two color terms in the transformation equations.

Note that our work is based on a single star cluster, which contains relatively young stars. Although the equations can be applied to other open cluster data (e.g. IC4665), the magnitude conversion would be deviated in other spectral types or metallicities. Further works are needed in order to construct more accurate magnitude transformation equations between stars, galaxies, supernovae, and other objects.

Acknowledgements

This work was supported by the National Research Foundation of Korea (NRF) grant, No. 2008-0060544, funded by the Korean government ($MSIP$). This paper includes data taken at Lemmonsan Optical Astronomy Observatory operated by the Korean Astronomy and Space Science Institute, Kyung Hee Astronomical Observatory operated by Kyung Hee University, and Hwasangdae Observatory. This research used the WEBDA database, operated at the Department of Theoretical Physics and Astrophysics of the Masaryk University. The author would like to thank to Dr. Judit Gyorgyey Ries, UT/McDonald Observatory for editing the English version of the paper.

References

Ak, S., Ak, T., Karaali, S., et al., 2014. Colour Transformations Between $BVRc$ and $g'r'i'$ Photometric Systems for Giant Stars, *PASA* 31, 14.

- Alcaino, G., 1965. A Photometric Investigation of the Galactic Clusters IC4665 and IC4756, *Lowell Obs.* 6, 167.
- Bessell, M. S., 2005. Standard Photometric System, *ARA&A* 43, 293.
- Bilir, S., Karaali, S., Tunçel, S., 2005. Absolute Magnitudes for Late-type Dwarf Stars for Sloan Photometry, *AN* 326, 321.
- Bilir, S., Ak, S., Karaali, S., et al., 2008. Transformations Between 2MASS, SDSS and *BVRI* Photometric Systems: Bridging the Near-Infrared and Optical, *MNRAS* 384, 1178.
- Bilir, S., Karaali, S., Ak, S., et al., 2011. Transformations Between the *WISE*, 2MASS, SDSS and *BVRI* Photometric Systems - I. Transformation Equations for Dwarfs, *MNRAS* 417, 2230.
- Bilir, S., Karaali, S., Dağtekin, N. D., et al., 2012. Transformations Between WISE, and 2MASS, SDSS, BVI Photometric Systems: II. Transformation Equations for Red Clump Stars, *PASA* 29, 121.
- Bonatto, C., Bica, E., 2006. Methods for Improving Open Cluster Fundamental Parameters Applied to M52 and NGC3960, *A&A* 455, 931.
- Cardelli, J. A., Clayton, G. C., Mathis, J. S., 1989. The Relationship Between Infrared, Optical, and Ultraviolet Extinction, *ApJ* 345, 245.
- Cassisi, S., Pietrinferni, A., Salaris, M., et al., 2006. BASTI: An Interactive Database of Updated Stellar Evolution Models, *MSAI* 77, 71.
- Cerny, J., 2013. System for Captureing Scene and NIR Relighting Effects in Movie Postproduction Transmission, *PCT IB2013*, 002233.
- Choi, H. S., Kim, S. L., Kang, Y. H., Park, B. G., 1999. Search for Variable Stars in the Open Cluster NGC7654, *A&A* 348, 789.
- Chonis, T. S., Gaskell, C. M., 2008. Setting *UBVRI* Photometric Zero-Points Using Sloan Digital Sky Survey *ugriz* Magnitudes, *AJ* 135, 264.
- Cox, A. N., 2000. *Allen's Astrophysical Quantities* (4th ed.; Los Alamos:Springer).

- de Wit, W. J., Bouvier, J., Palla, F., et al., 2006. Exploring the Lower Mass Function in the Young Open Cluster IC4665, *A&A* 448, 189.
- Eggen O. J., 1971. Luminosities, Temperatures, and Kinematics of K-type Dwarfs, *ApJS* 22, 389.
- Fukugita, M., Ichikawa T., Gunn, J. E., et al., 1996. The Sloan Digital Sky Survey Photometric System, *AJ* 111, 1748.
- Haug, U., 1970. *UBV* Observations of Luminous Stars in Three Milky Way Fields, *A&AS* 1, 35.
- Henden, A., Turner, R., Kloppenborg, B., et al., 2014. The AAVSO DSLR Observing Manual, Report for AAVSO. ISBN 978-1-939538-07-9, pp. 35.
- Hogg, A. R., Kron, G. E., 1955. The Galactic Cluster IC4665, *AJ* 60, 365.
- Hoot, J. E., 2007. Photometry with DSLR Cameras, *SASS* 26, 67.
- Jeffries, R. D., Jackson, R. J., James, D. J., Cargile, P. A., 2009. Low-mass Members of the Young Cluster IC 4665 and Pre-main-sequence Lithium Depletion, *MNRAS* 400, 317.
- Johnson, H. L., 1954. The Standard Region Near IC4665, *ApJ* 119, 181.
- Karaali, S., Bilir, S., Tunçel, S., 2005. New Colour Transformations for the Sloan Photometry, and Revised Metallicity Calibration and Equations for Photometric Parallax Estimation, *PASA* 22, 24.
- Karaali, S., Yaz Gökçe, E., 2013. Metallicity-Dependent Transformations for Red Giants with Synthetic Colours of *UBV* and *ugr*, *PASA* 30, 40.
- Kloppenborg, B. K., Pieri, R., Eggenstein H. -B., et al., 2012. A Demonstration of Accurate Wide-field V-band Photometry Using a Consumer-grade DSLR Camera, *JAAVSO* 40, 815.
- Landolt, A. U., 1983a. *UBVRI* Photometric Standard Stars Around the Celestial Equator, *AJ* 88, 439.
- Landolt, A. U., 1983b. *UBVRI* Photometry of Stars Useful for Checking Equipment Orientation Stability, *AJ* 88, 853.

- Landolt, A. U., 1992. Broadband *UBVRI* Photometry of the Baldwin-Stone Southern Hemisphere Spectrophotometric Standards, *AJ* 104, 372.
- Lodieu, N., de Wit, W. -J., Carraro, G., et al., 2011. The Mass Function of IC4665 Revisited by the UKIDSS Galactic Clusters Survey, *A&A* 532, 103.
- Loughney, D., 2010. Variable Star Photometry with a DSLR Camera, *JBAA* 120, 157.
- Maciejewski, G., Niedzielski, A., 2007. CCD *BV* Survey of 42 Open Clusters, *A&A* 467, 1065.
- Manzi, S., Randich, S., de Wit, W. J., Palla, F., 2008. Detection of the Lithium Depletion Boundary in the Young Open Cluster IC4665, *A&A* 479, 141.
- McCarthy, M. F., O’Sullivan, S., 1969. A Photometric Study of the Open Cluster IC4665, *RA* 7, 483.
- Menzies, J. W., Marang F., Laing, J. D., Coulson, I. M., Engelbrecht, C. A., 1991. *UBV(RI)_C* Photometry of Equatorial Standard Stars. A Direct Comparison Between the Northern and Southern Systems, *MNRAS* 248, 642.
- Menzies, J. W., Marang, F., 1996. *UBV(RI)_C* Observations of Johnson’s Standard Sequence in IC4665, *MNRAS* 282, 313.
- Muzzio, J. C., 1973. *UBV* Photometry of Large Proper Motion Stars, *PASP* 85, 358.
- Neckel, H., 1974. Photoelectric Catalogue of 1030 BD M-type Stars Located a Long the Galactic Equator, *A&AS* 18, 167.
- O’Donnell, J. E., 1994. R_V -Dependent Optical and Near-Ultraviolet Extinction, *ApJ* 422, 158.
- Pandey, A. K., Nilakshi, Ogura, K., Sagar, R., Tarusawa, K., 2001. NGC7654: An Interesting Cluster to Study Star Formation History, *A&A* 374, 504.
- Pesch, P., 1960. The Galactic Cluster NGC 7654 (M52), *ApJ* 132, 689.

- Prosser, C. F., 1993. The Open Cluster IC4665, AJ 105, 1441.
- Rodgers, C. T., Canterna, R., Smith, J. A., et al., 2006. Improved $u'g'r'i'z'$ to $UBVR_CI_C$ Transformation Equations for Main-Sequence Stars, AJ 132, 989.
- Sanders, W. L., van Altena, W. F., 1972. Membership of the Open Cluster IC4665, A&A 17, 193.
- Schlegel, D. J., Finkbeiner, D. P., Davis, M., 1998. Maps of Dust Infrared Emission for Use in Estimation of Reddening and Cosmic Microwave Background Radiation Foregrounds, ApJ 500, 525.
- Smith, J. A., Tucker, D. L., Kent, S., et al., 2002. The $u'g'r'i'z'$ Standard-Star System, AJ 123, 2121.
- Smith, R., Jeffries, R. D., Oliveira, J. M., 2011. Debris Discs in the 27 Myr Old Open Cluster IC4665, MNRAS 411, 2186.
- Stencel, R. E., 2013. Results of the Recent ε Aurigae Eclipse Campaign, CEAB 37, 85.
- Stetson, P. B., 2000. Homogeneous Photometry for Star Clusters and Resolved Galaxies. II. Photometric Standard Stars, PASP 112, 925.
- Tiffany, M. B., 2008. The Search for Transiting Extrasolar Planets in the Open Cluster M52, SDSU, pp. 10.
- Tweet, D. J., Lee, J. J., Speigle, J. M., Tamburrino, D., 2009. 2PFC CMOS Images Sensors: Better Image Quality at Lower Cost, SPIE 7250, 7205007.
- Viskum, M., Hernandez, M. M., Belmonte, J. A., Frandsen, S., 1997. A Search for Delta Scuti Stars in Northern Open Clusters I. CCD Photometry of NGC7245, NGC7062, NGC7226 and NGC7654, A&A 328, 158.
- Vítek, S., Blažek, M., 2012. Notes on DSLR Photometry, ASI Conf. Series 7, 231.
- Wramdemark, S., 1976. Distant Early-type Stars in Some Northern Milky Way Fields, A&AS 26, 31.

Yaz, E., Bilir, S., Karaali, S., et al., 2010. Transformations Between the 2MASS, SDSS and *BVI* Photometric Systems for Late-type Giants, AN 331, 807.