

Knight shift vs hole concentration in Hg1201 and Hg1212

Y. Itoh¹

¹*Department of Physics, Graduate School of Science, Kyoto Sangyo University,
Kamigamo-Motoyama, Kita-ku Kyoto 603-8555, Japan*

(Dated: August 13, 2018)

We studied the hole concentration dependences of ^{63}Cu Knight shifts in single- CuO_2 -layer high- T_c cuprate superconductors $\text{HgBa}_2\text{CuO}_{4+\delta}$ and double-layer $\text{HgBa}_2\text{CaCu}_2\text{O}_{6+\delta}$. We found that the spin Knight shift at room temperature as a function of the hole concentration in the single-layer superconductor is different from that in the double-layer superconductor. Two type relations between the spin Knight shift and the hole doping level serve to estimate the individual hole concentrations of the non-equivalent CuO_2 planes in a unit cell.

PACS numbers:

I. INTRODUCTION

The doped hole carriers have been believed to distribute nonuniformly in the multi-layer cuprate superconductors. How to estimate the individual carrier doping levels of the non-equivalent CuO_2 planes in the multi-layer superconductors has been an issue. The bond valence sum associated with a local ionic valence has served to estimate the hole concentration [1–3]. The bond valence sum is a microscopic characterization based on the nanometer-scale structural analysis of the ionic bonds. Although a bulk observable such as thermoelectric power (Seebeck coefficient) at room temperature has been proposed to estimate the hole concentration [4], no macroscopic observables enable us to estimate the layer-selective hole concentration in the multi-layer systems. Then, microscopic observables have been desired.

The ab -plane spin component of the plane-site ^{63}Cu Knight shift $^{63}K_s^{ab}$ at room temperature was used to estimate the individual hole concentrations of the non-equivalent CuO_2 planes in the multi-layer superconductors [5, 6]. The hole concentration p is defined by the fraction of holes per Cu^{2+p} ion in the CuO_2 plane. A one-to-one correspondence between $^{63}K_s^{ab}$ and the hole concentration p has been proposed except for $\text{La}_{2-x}\text{Sr}_x\text{CuO}_4$ (LSCO), $\text{YBa}_2\text{Cu}_3\text{O}_{7-\delta}$ (Y1237) and $\text{YBa}_2\text{Cu}_4\text{O}_8$ (Y1248) [5, 6]. The single universal relation between $^{63}K_s^{ab}$ and p has been adopted for the multi-layer superconductors. However, the uniform spin susceptibilities per Cu spin in single-layer systems are known to be larger than those in double-layer systems [7, 8]. It should be noted that the difference in $^{63}K_s^{ab}$ of single- CuO_2 -layer superconductor $\text{HgBa}_2\text{CuO}_{4+\delta}$ (Hg1201) and double-layer $\text{HgBa}_2\text{CaCu}_2\text{O}_{6+\delta}$ (Hg1212) in [9–11] has been overlooked. Thus, an issue how relevant the application of the single universal relation between $^{63}K_s^{ab}$ and p is for the multi-layer systems should be addressed.

The optimal T_c s of Hg1201 and Hg1212 are the highest among the single-layer and the double-layer systems. The structural flatness of the CuO_2 plane characterizes Hg1201 and Hg1212. Figure 1 shows the schematic crys-

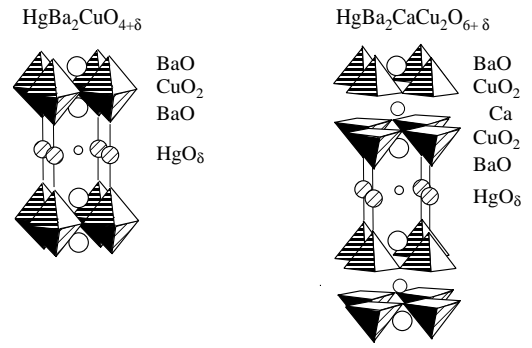


FIG. 1: Schematic crystal structures of Hg1201 (left) and Hg1212 (right).

tal structures of Hg1201 and Hg1212. The oxygen concentration in the HgO layer controls the hole doping level in the CuO_2 plane. The crystal symmetry is tetragonal. We believe that Hg1201 and Hg1212 are the canonical high- T_c cuprate superconductors.

In this paper, we studied the hole concentration dependences of the spin Knight shifts at room temperature in the single-layer superconductors Hg1201 and the double-layer Hg1212 in [9–11]. The present analysis is based on the NMR results reported in [9–11]. The preparation methods of the samples for the NMR measurements are described in [9, 10, 12]. We emphasize that the spin Knight shift as a function of the hole concentration in the single-layer superconductors is different from that in the double-layer superconductors

II. EXPERIMENTAL KNIGHT SHIFTS OF Hg1201 AND Hg1212

Figure 2 shows the ^{63}Cu Knight shifts $^{63}K^{ab}$'s of Hg1201 (open symbols) and Hg1212 (closed symbols) in an external magnetic field along the ab planes, which are reproduced from [9–11]. The doping levels are catego-

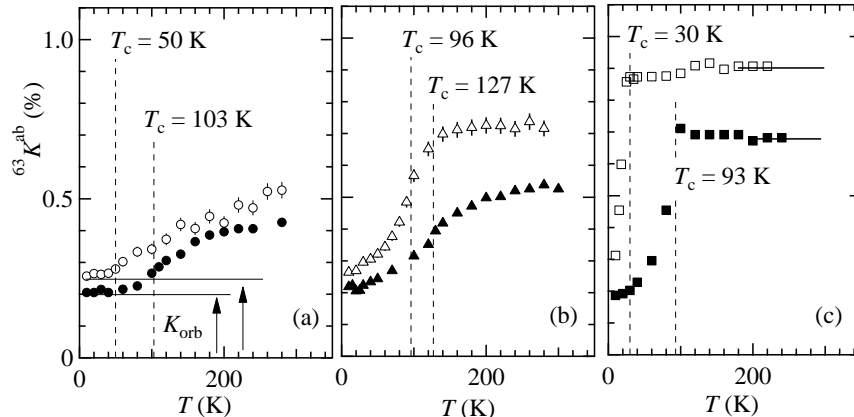


FIG. 2: ^{63}Cu Knight shifts $^{63}K^{ab}$ for Hg1201 (open symbols) and Hg1212 (closed symbols) in the underdoped (a), the optimally doped (b), and the overdoped regimes (c), which are reproduced from [9–11]. The dashed lines indicate the individual T_c s. The solid lines in (c) are visual guides.

rized into underdoping (a), optimally doping (b), and overdoped doping (c).

The ^{63}Cu Knight shift $^{63}K^{ab}$ is given by $^{63}K^{ab} = ^{63}K_s^{ab}(T) + ^{63}K_{orb}^{ab}$, where $^{63}K_s^{ab}$ is the spin Knight shift and $^{63}K_{orb}^{ab}$ is the orbital shift. $^{63}K_s^{ab}$ is proportional to the uniform spin susceptibility multiplied by the hyperfine coupling constant. $^{63}K_{orb}^{ab}$ is proportional to the Van Vleck orbital susceptibility. The temperature dependence of $^{63}K^{ab}$ in the cuprate superconductors comes from that of the spin shift $^{63}K_s^{ab}$. We have estimated $^{63}K_{orb}^{ab} \sim 0.25\%$ for Hg1201 and $\sim 0.20\%$ for Hg1212 [9–11]. As seen in Fig. 2, $^{63}K_s^{ab}$ of Hg1201 is larger than that of Hg1212 at each doping regime.

Figure 3 shows the hole concentration p_h in [12] against $^{63}K_s^{ab}$ (%) at room temperature of Hg1201 and Hg1212 in [9–11]. From the least squares fits, we obtained two relations of S1: $p_h = 0.63^{63}K_s^{ab}(\text{RT}) - 0.13$ (Hg1201) and D1, $p_h = 0.74^{63}K_s^{ab}(\text{RT}) - 0.04$ (Hg1212). The solid lines in Fig. 3 indicate the fit functions of S1 and D1. The extrapolations of S1 and D1 to $p_h = 0$ lead to $^{63}K_s^{ab} = 0.21\%$ (Hg1201) and $^{63}K_s^{ab} = 0.05\%$ (Hg1212) at the phase boundary. The empirical functions of S1 and D1 are different from the previous fit functions F1 and F2 ($^{63}K_s^{ab} < 0.5\%$) adopted for the multi-layer systems in [5].

III. DISCUSSIONS

We discuss the hole concentration dependence upon the spin Knight shift for the other cuprate superconductors and the alternative estimation of the hole concentration.

Figure 4(a) shows p_h against $^{63}K_s^{ab}$ (%) of Hg1201, LSCO [13]; Hg1212, Y1237 [14, 15] and Y1248 [16–18]. We estimated $^{63}K_s^{ab}$ at room temperature for LSCO by

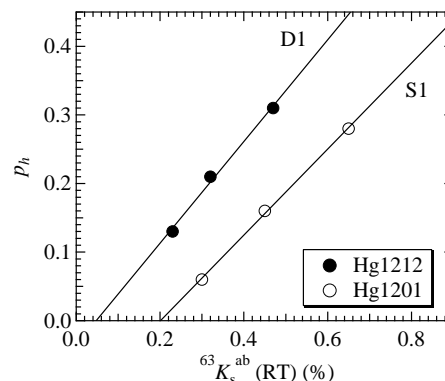


FIG. 3: Hole concentration p_h against spin Knight shift $^{63}K_s^{ab}$ at room temperature (RT) in Hg1201 and Hg1212. The solid lines are the fit functions of S1: $p_h = 0.63^{63}K_s^{ab}(\text{RT}) - 0.13$ (Hg1201) and D1, $p_h = 0.74^{63}K_s^{ab}(\text{RT}) - 0.04$ (Hg1212).

linear extrapolation from the existing data in [13]. The single-layer system LSCO is located close to S1. The double-layer systems of Y1237 and Y1248 are located close to the line D1.

In Fig. 4(b), we estimated the hole concentrations p_s by the parabolic curve of $T_c/T_{c,\text{max}} = 1 - 82.6(p - 0.16)^2$ in [19] after [5]. Figure 4(b) shows p against $^{63}K_s^{ab}$ (%) of Hg1201, LSCO [13], $\text{Tl}_2\text{Ba}_2\text{CuO}_{6+\delta}$ (Tl2201) [20]; Hg1212, and $\text{Ba}_2\text{CaCu}_2\text{O}_4(\text{F},\text{O})_2$ (0212F) [6]. In spite of the alternative estimation of the hole concentration, the p vs $^{63}K_s^{ab}$ dependence of Hg1201 is different from that of Hg1212. The reason why $^{63}K_s^{ab}$'s of Hg1212 are smaller than those of Hg1201 at the respective doping levels in Figs. 2 and 3 may be due to the effect of the magnetic bi-

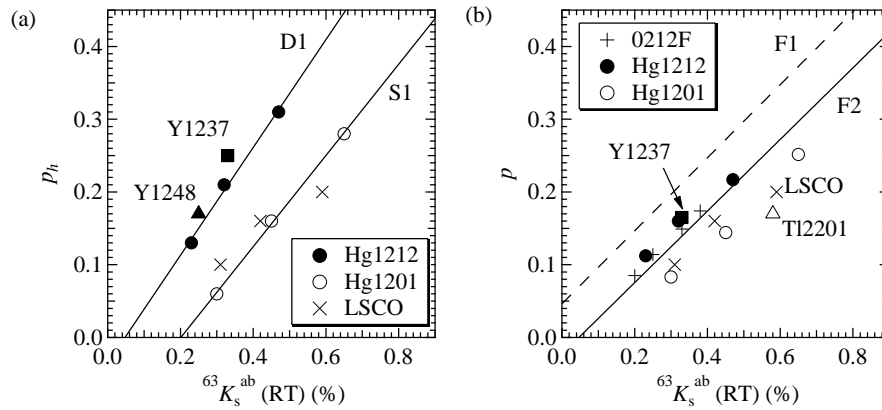


FIG. 4: (a) Hole concentration p_h against spin Knight shift $^{63}K_s^{ab}$ of Hg1201, LSCO [13]; Hg1212, Y1237 [14, 15] and Y1248 [16–18]. (b) Hole concentration p against spin Knight shift $^{63}K_s^{ab}$ of Hg1201, LSCO [13], Tl2201 [20]; Hg1212, O212F [6]. One should note p_h (a) and p (b) estimated from the different ways. In (b), F1 (dashed line) and F2 (solid line) are the previous functions for $^{63}K_s^{ab} < 0.5$ % in [5].

layer coupling. The effect of the bilayer coupling has also been studied for the triple-layer superconductors. Thus, one should take into consideration which type relation is relevant S1 or D1 to estimate the individual hole concentrations of the non-equivalent CuO_2 planes in the multi-layer superconductors.

IV. CONCLUSION

We found that the spin Knight shift $^{63}K_s^{ab}$ as a function of the hole concentration p_h in the single-layer super-

conductors Hg1201 is different from that in the double-layer superconductors Hg1212. Since we believe that Hg1201 and Hg1212 are the canonical systems, the p_h dependences upon $^{63}K_s^{ab}$ at room temperature in Hg1201 and Hg1212 should be standard to estimate the individual hole concentrations of the non-equivalent CuO_2 planes in a unit cell.

V. REFERENCES

-
- [1] R. J. Cava, A. W. Hewat, E. A. Hewat, B. Batlogg, M. Marezio, K. M. Rabe, J. J. Krajewski, W. F. Peck Jr., L. W. Rupp Jr., *Physica C* 165 (1990) 419-433.
 - [2] I. D. Brown, *J. Solid State Chem.* 90 (1991) 155-167.
 - [3] Y. Tokura, J. B. Torrance, T. C. Huang, A. I. Nazzal, *Phys. Rev. B* 38 (1988) 7156-7159.
 - [4] J. L. Tallon, C. Bernhard, H. Shaked, R. L. Hitterman, J. D. Jorgensen, *Phys. Rev. B* 51 (1995) 12911-12914.
 - [5] H. Mukuda, S. Shimizu, A. Iyo, Y. Kitaoka, *J. Phys. Soc. Jpn.* 81 (2012) 011008.
 - [6] S. Shimizu, S. Iwai, S. Tabata, H. Mukuda, Y. Kitaoka, P. M. Shirage, H. Kito, A. Iyo, *Phys. Rev. B* 83 (2011) 144523.
 - [7] A. J. Millis, L. B. Ioffe, H. Monien, *J. Phys. Chem. Solids*, 56 (1995) 1641-1643.
 - [8] A. J. Millis, H. Monien, *Phys. Rev. Lett.* 70 (1993) 2810-2813.
 - [9] Y. Itoh, T. Machi, S. Adachi, A. Fukuoka, K. Tanabe, H. Yasuoka, *J. Phys. Soc. Jpn.* 67 (1998) 312-317.
 - [10] Y. Itoh, A. Tokiwa-Yamamoto, T. Machi, K. Tanabe, *J. Phys. Soc. Jpn.* 67 (1998) 2212-2214.
 - [11] Y. Itoh, T. Machi, in "Superconducting Cuprates: Properties, Preparation and Applications," ed. Koenraad N. Courtlandt (Nova Science Publisher, NY, 2009) p.p. 235 - 268.
 - [12] A. Fukuoka, A. Tokiwa-Yamamoto, M. Itoh, R. Usami, S. Adachi, K. Tanabe, *Phys. Rev. B* 55 (1997) 6612-6620.
 - [13] S. Ohsugi, Y. Kitaoka, K. Ishida, G.-q. Zheng, K. Asayama, *J. Phys. Soc. Jpn.* 63 (1994) 700-715.
 - [14] M. Takigawa, P. C. Hammel, R. H. Heffner, Z. Fisk, J. L. Smith, R. B. Schwarz, *Phys. Rev. B* 39 (1989) 300-303.
 - [15] T. Shimizu, H. Aoki, H. Yasuoka, T. Tsuda, Y. Ueda, K. Yoshimura, K. Kosuge, *J. Phys. Soc. Jpn.* 62 (1993) 3710-3720.
 - [16] T. Machi, I. Tomeno, T. Miyatake, N. Koshizuka, S. Tanaka, T. Imai, H. Yasuoka, *Physica C* 173 (1991) 32-36.
 - [17] H. Zimmermann, M. Mali, I. Mangelschots, J. Roos, L. Psuli, D. Brinkmann, J. Karpinski, S. Rusiecki, E. Kaldis, *J. Less-Common Metals*, 164-165 (1990) 138-145.
 - [18] H. Zimmermann, M. Mali, M. Bankay, D. Brinkmann, *Physica C* 185-189 (1991) 1145-1146.

- [19] M. R. Presland, J. L. Tallon, R. G. Buckley, R. S. Liu, N. E. Flower, *Physica C* 176 (1991) 95-105.
- [20] S. Kambe, H. Yasuoka, A. Hayashi, Y. Ueda, *Phys. Rev. B* 47 (1993) 2825-2834.