

QUALITATIVELY CHARACTERIZING NEURAL NETWORK OPTIMIZATION PROBLEMS

Ian J. Goodfellow & Oriol Vinyals

Google Inc., Mountain View, CA

{goodfellow, vinyals}@google.com

ABSTRACT

Training neural networks involves solving large-scale non-convex optimization problems. This task has long been believed to be extremely difficult, with fear of local minima and other obstacles motivating a variety of schemes to improve optimization, such as unsupervised pretraining. However, modern neural networks are able to achieve negligible training error on complex tasks, using only direct training with stochastic gradient descent. We introduce a simple analysis technique to look for evidence that such networks are overcoming local optima. We find that, in fact, on a straight path from initialization to solution, a variety of state of the art neural networks never encounter any significant obstacles.

1 INTRODUCTION

Neural networks are generally regarded as difficult to optimize. The objective functions we must optimize in order to train them are non-convex and there are not many theoretical guarantees about the performance of the most popular algorithms on these problems. Nevertheless, neural networks are commonly trained successfully and obtain state of the art results on many tasks.

In this paper, we present a variety of simple experiments designed to roughly characterize the objective functions involved in neural network training. These experiments are not intended to measure any specific quantitative property of the objective function, but rather to answer some simple qualitative questions. Do neural networks enter and escape a series of local minima? Do they move at varying speed as they approach and then pass a variety of saddle points? Do they follow a narrow and winding ravine as it gradually descends to a low valley?

We find that the answer to all of these questions is no, and that neural networks usually need only to descend a single slope. Early symmetry breaking is the most conspicuous consequence of non-convexity. Local optima and barriers in the objective function do not appear to be a major problem, suggesting that poor conditioning is the primary difficulty in training neural networks.

Our results are similar for fully-connected supervised feed-forward networks (Rumelhart et al., 1986) with a variety of activation functions, supervised convolutional networks (LeCun et al., 2010), unsupervised models, and recurrent models of sequences.

2 LINEAR PATH EXPERIMENTS

Training a neural network consists of finding the optimal set of parameters θ . These are initialized to some set of small, random, initial parameters $\theta = \theta_i$. We then train using stochastic gradient descent (usually with extra features such as momentum) to minimize $J(\theta)$ until reaching convergence (usually some early stopping criterion). At the end of training, $\theta = \theta_f$.

The trajectory that SGD follows from θ_i to θ_f is complicated and high-dimensional. It is difficult to summarize such a trajectory meaningfully in a two-dimensional visualization. Simple learning curves showing the value of the objective function over time do not convey some fairly simple information. For example, when a learning curve bounces up and down repeatedly, we do not know whether the objective function is highly bumpy or whether SGD is rapidly changing direction due to noise in the stochastic, minibatch-based, estimate of the gradient. When the objective function

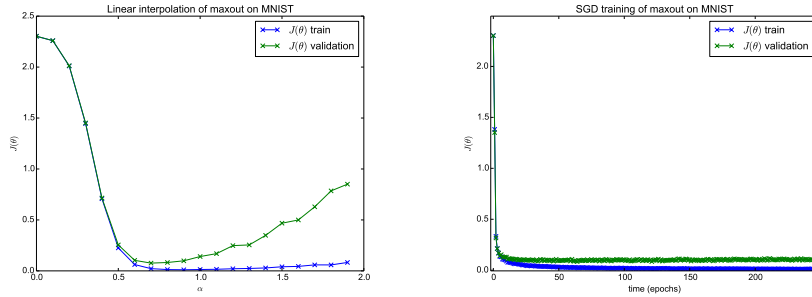


Figure 1: Experiments with maxout on MNIST. Left) The linear interpolation experiment. This experiment shows that the objective function is fairly smooth within the 1-D subspace spanning the initial and final parameters of the model. Apart from the flattening near $\alpha = 0$, it is nearly convex in this subspace. If we chose the initial direction correctly, we could solve the problem with a coarse line search. Local optima and barriers such as ridges in the objective function do not appear to be a problem, nor does it appear that the network needs to thread a narrow and winding ravine. Right) The progress of the actual SGD algorithm over time. Essentially all of learning happens in the first few epochs. Thereafter, the algorithm struggles to make progress. This is consistent with poor conditioning—the algorithm is moving slowly along a plateau that is flat in most directions, but we cannot increase the speed by increasing the learning rate. A higher learning rate results in increasing error, because some directions are still uphill.

remains constant for long periods of time, we do not know whether the parameters are stuck in a flat region, oscillating around a local minimum, or tracing their way around the perimeter of a large obstacle.

In this paper, we introduce a simple technique for qualitatively analyzing objective functions. We simply evaluate $J(\theta)$ at a series of points $\theta = (1 - \alpha)\theta_0 + \alpha\theta_1$ for varying values of α . This sweeps out a line in parameter space. We can see whether the cross-section of the objective function along this line is well-behaved.

When we set $\theta_0 = \theta_i$ and $\theta_1 = \theta_f$, we find that the objective function has a simple, approximately convex shape along this cross-section. In other words, if we knew the correct direction, a single coarse line search could do a good job of training a neural network.

These results are consistent with recent empirical and theoretical work arguing that local minima are not a significant problem for training large neural networks (Saxe et al., 2013; Dauphin et al., 2014; Choromanska et al., 2014).

3 FEED-FORWARD FULLY CONNECTED NETWORKS

We begin our investigation with the simplest kind of neural network, the deterministic, feed-forward supervised network. For these experiments we use the MNIST dataset (LeCun et al., 1998). When not using dataset augmentation, the best result in this category is a maxout network (Goodfellow et al., 2013c) regularized with dropout (Srivastava et al., 2014) and trained using SGD with momentum. This configuration results in only 94 mistakes on the MNIST test set, out of 10,000 examples total. Running the linear interpolation experiment on this problem, we find in Fig. 1 that the 1-D subspace spanning the initial parameters and final parameters is very well-behaved, and that SGD spends most of its time exploring the flat region at the bottom of the valley. Maxout was however designed specifically to make optimization easy, so perhaps it should not be too surprising that optimization is simple in this case. To determine whether the hard zero saturation of ReLUs (Jarrett et al., 2009; Glorot et al., 2011) or the two-sided saturation of logistic sigmoids can induce additional difficulties, we ran the linear interpolation experiment for both of these activation functions. The results are presented in Fig. 2. Again, we find that the 1-D subspace spanning the initial and final parameters contains no difficult, exotic structures.

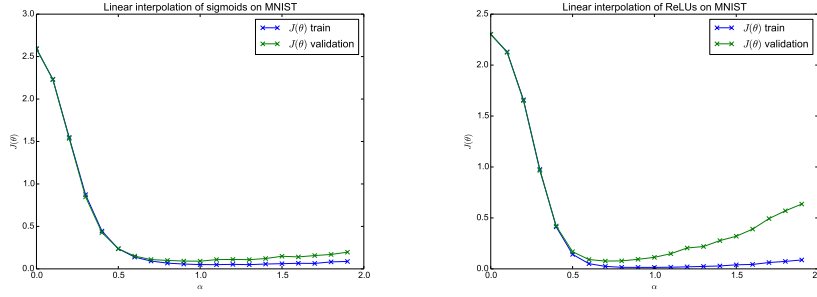


Figure 2: The linear interpolation curves for fully connected networks with different activation functions. Left) Sigmoid activation function. Right) ReLU activation function.

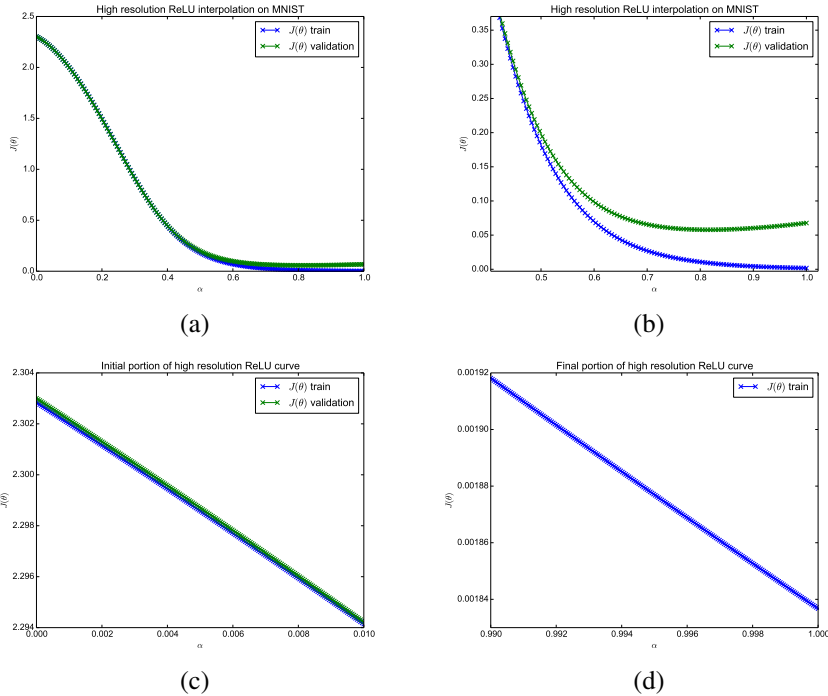


Figure 3: Higher resolution linear interpolation experiments. a) Tiling the interval $[0, 1]$ with 200 values of α . b) A zoomed-in view of the same plot. c) Tiling the interval $[0, .01]$ with 200 values of α , to see whether the initial symmetry breaking causes difficult structures. d) Tiling the interval $[.99, 1.]$ with 200 values of α , to see if the behavior of the objective function is more exotic in regions where the parameters encode fully learned intermediate concepts. We do not show the validation set objective here because it is too widely separated from the training set objective and would require zooming out the plot too far.

One possible objection to these results is that we have explored α with too coarse of a resolution to expose local non-convex structures. We therefore ran a variety of higher-resolution experiments, presented in Fig. 3. For these experiments, we did not use dropout, because the choice of dropout mask has a large enough effect on the objective function to cause visible bumpiness at this resolution. Maxout tends to overfit on MNIST if used without dropout, so we used ReLUs for these experiments. We found that increased resolution did not expose any small, difficult structures.

There are of course local minima in neural network optimization problems. We can see this by obtaining two different solutions (by using different random seeds for the random number generators used to initialize the weights, generate dropout masks, and select examples for SGD minibatches)

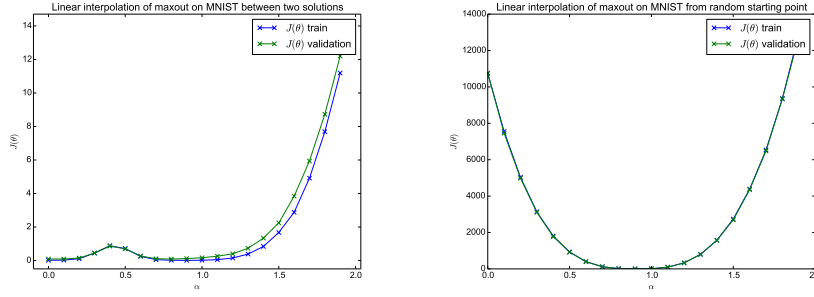


Figure 4: Here we use linear interpolation to search for local minima. Left) By interpolating between two different SGD solutions, we show that each solution is a different local minimum. Right) If we interpolate between a random point in space and an SGD solution, we find no local minima besides the SGD solution, suggesting that local minima are rare.

and interpolating between them. But local minima are rare and seem to correspond mostly to initial symmetry breaking; if we interpolate between a solution and a randomly selected point we do not find evidence of barriers. See Fig. 4.

Of course, SGD does not operate in this linear subspace. To quantify how far from this subspace SGD strays, we plotted the coordinate within the subspace and the norm of the residual component outside the subspace. These plots are practically guaranteed to have more or less the same shape for almost any kind of exploration of a high dimensional space, including random walks, but the total length traveled within the subspace and the maximum residual norm are informative. See Fig. 5 for results. We can see that the linear subspace captures about 2/3 the variation in the parameters during learning.

4 ADVANCED NETWORKS

Having performed experiments to understand the behavior of neural network optimization on supervised feedforward networks, we now verify that the same behavior occurs for more advanced networks.

In the case of convolutional networks, we find that there is a single barrier in the objective function, near where the network is initialized. This may simply correspond to the network being initialized with too large of random weights. This barrier is reasonably wide but not very tall. See Fig. 6 for details.

To examine the behavior of SGD on generative models, we experimented with an MP-DBM (Goodfellow et al., 2013a). This model is useful for our purposes because it gets good performance as a generative model and as a classifier, and its objective function is easy to evaluate (no MCMC business). Here we find a secondary local minimum with high error, but a visualization of the SGD trajectory reveals that SGD passed far enough around the anomaly to avoid having it affect learning. See Fig. 7. The MP-DBM was initialized with very large, sparse, weights, which may have contributed to this model having more non-convex behavior than the others.

Finally, we performed the linear interpolation experiment for an LSTM (Hochreiter & Schmidhuber, 1997) on the Penn Treebank dataset (Marcus et al., 1993). See Fig. 8. This experiment did not find any difficult structures, showing that the exotic features of non-convex optimization do not appear to cause difficulty even for recurrent models of sequences.

5 DISCUSSION

The reason for the success of SGD on a wide variety of tasks is now clear: these tasks are relatively easy to optimize. The primary difficulty is finding the correct search direction. While this task is still

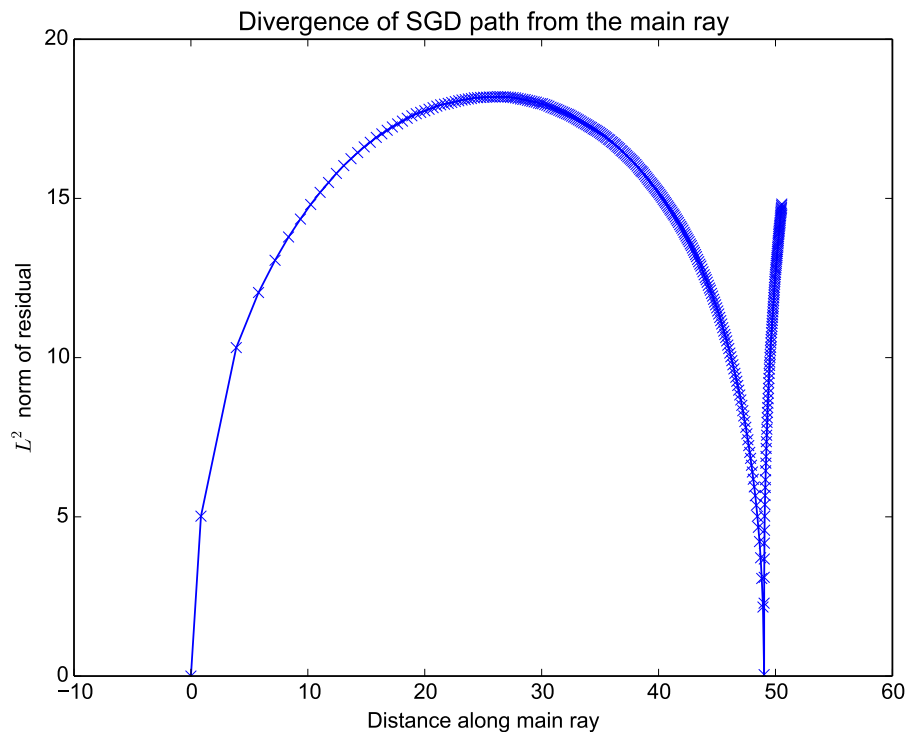


Figure 5: This plot examines how far off the linear path SGD strays. The x axis is the projection along the linear path from initialization to solution. The y axis is the norm of the residual.

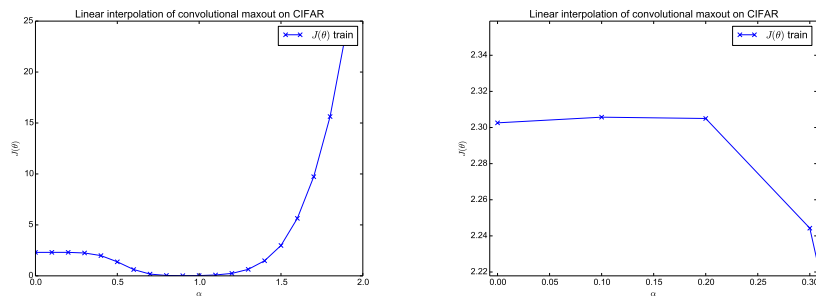


Figure 6: The linear interpolation experiment for a convolutional maxout network on the CIFAR-10 dataset (Krizhevsky & Hinton, 2009). Left) At a global scale, the curve looks very well-behaved. Right) Zoomed in near the initial point, we see there is a shallow barrier that SGD must navigate.

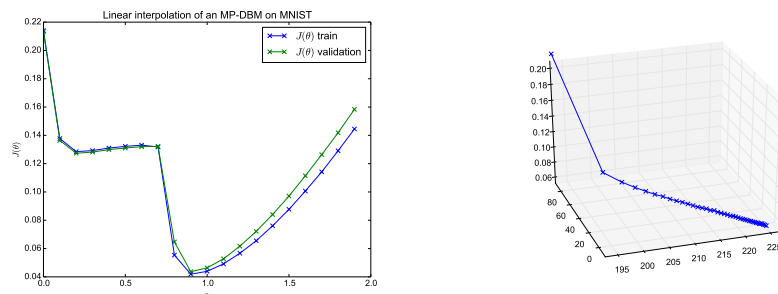


Figure 7: Experiments with the MP-DBM. Left) The linear interpolation experiment reveals a secondary local minimum with high error. Right) On the two horizontal axes, we plot components of θ that capture the extrema of θ throughout the learning process. On the vertical axis, we plot the objective function. Each point is another epoch of actual SGD learning. This plot allows us to see that SGD did not pass near this anomaly.

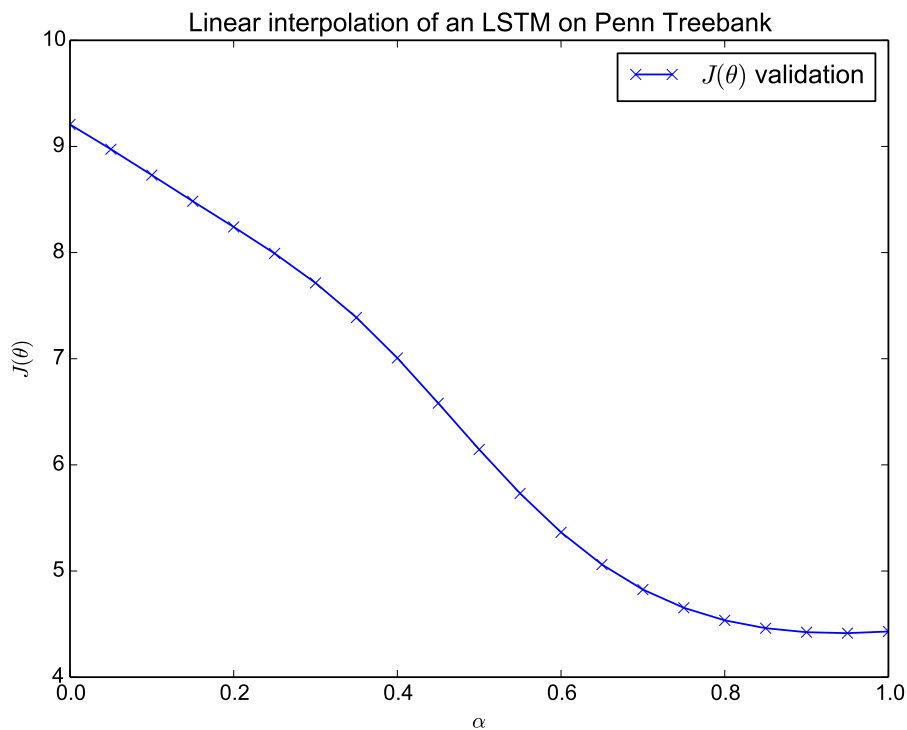


Figure 8: The linear interpolation experiment for an LSTM trained on the Penn Treebank dataset.

difficult, it is not nearly as difficult as escaping sequences of local minima or threading a winding, high-dimensional ravine.

This work has only considered neural networks that perform very well. It is possible that these neural networks perform well because extensive hyperparameter search has found problems that SGD is able to optimize easily, but that other hyperparameters correspond to optimization problems that are too hard. In particular, it seems likely that very large neural networks are easier to fit to a particular task.

Future work should aim to characterize the set of problems that are easy for SGD. Perhaps more advanced optimization algorithms could allow the training of smaller models.

ACKNOWLEDGMENTS

We would like to thank Jörg Bornschein for helpful discussions. We would like to thank Yaroslav Bulatov, Chung-Cheng Chiu, Greg Corrado, and Jeff Dean for their reviews of drafts of this work. We would like to thank the developers of Theano(Bergstra et al., 2010; Bastien et al., 2012) and Pylearn2(Goodfellow et al., 2013b).

REFERENCES

- Bastien, Frédéric, Lamblin, Pascal, Pascanu, Razvan, Bergstra, James, Goodfellow, Ian J., Bergeron, Arnaud, Bouchard, Nicolas, and Bengio, Yoshua. Theano: new features and speed improvements. Deep Learning and Unsupervised Feature Learning NIPS 2012 Workshop, 2012.
- Bergstra, James, Breuleux, Olivier, Bastien, Frédéric, Lamblin, Pascal, Pascanu, Razvan, Desjardins, Guillaume, Turian, Joseph, Warde-Farley, David, and Bengio, Yoshua. Theano: a CPU and GPU math expression compiler. In *Proceedings of the Python for Scientific Computing Conference (SciPy)*, June 2010. Oral Presentation.
- Choromanska, A., Henaff, M., Mathieu, M., Ben Arous, G., and LeCun, Y. The Loss Surface of Multilayer Networks. *ArXiv e-prints*, November 2014.
- Dauphin, Yann N, Pascanu, Razvan, Gulcehre, Caglar, Cho, Kyunghyun, Ganguli, Surya, and Bengio, Yoshua. Identifying and attacking the saddle point problem in high-dimensional non-convex optimization. In Ghahramani, Z., Welling, M., Cortes, C., Lawrence, N.D., and Weinberger, K.Q. (eds.), *Advances in Neural Information Processing Systems 27*, pp. 2933–2941. Curran Associates, Inc., 2014.
- Glorot, Xavier, Bordes, Antoine, and Bengio, Yoshua. Deep sparse rectifier neural networks. In *JMLR W&CP: Proceedings of the Fourteenth International Conference on Artificial Intelligence and Statistics (AISTATS 2011)*, April 2011.
- Goodfellow, Ian J., Mirza, Mehdi, Courville, Aaron, and Bengio, Yoshua. Multi-prediction deep Boltzmann machines. In *Neural Information Processing Systems*, December 2013a.
- Goodfellow, Ian J., Warde-Farley, David, Lamblin, Pascal, Dumoulin, Vincent, Mirza, Mehdi, Pascanu, Razvan, Bergstra, James, Bastien, Frédéric, and Bengio, Yoshua. Pylearn2: a machine learning research library. *arXiv preprint arXiv:1308.4214*, 2013b.
- Goodfellow, Ian J., Warde-Farley, David, Mirza, Mehdi, Courville, Aaron, and Bengio, Yoshua. Maxout networks. In Dasgupta, Sanjoy and McAllester, David (eds.), *International Conference on Machine Learning*, pp. 1319–1327, 2013c.
- Hochreiter, S. and Schmidhuber, J. Long short-term memory. *Neural Computation*, 9(8):1735–1780, 1997.
- Jarrett, Kevin, Kavukcuoglu, Koray, Ranzato, Marc’Aurelio, and LeCun, Yann. What is the best multi-stage architecture for object recognition? In *Proc. International Conference on Computer Vision (ICCV’09)*, pp. 2146–2153. IEEE, 2009.
- Krizhevsky, Alex and Hinton, Geoffrey. Learning multiple layers of features from tiny images. Technical report, University of Toronto, 2009.

- LeCun, Yann, Bottou, Leon, Bengio, Yoshua, and Haffner, Patrick. Gradient-based learning applied to document recognition. *Proceedings of the IEEE*, 86(11):2278–2324, November 1998.
- LeCun, Yann, Kavukcuoglu, Koray, and Farabet, Clément. Convolutional networks and applications in vision. In *Circuits and Systems (ISCAS), Proceedings of 2010 IEEE International Symposium on*, pp. 253–256. IEEE, 2010.
- Marcus, Mitchell P., Santorini, Beatrice, and Marcinkiewicz, Mary Ann. Building a large annotated corpus of english: The penn treebank. *COMPUTATIONAL LINGUISTICS*, 19(2):313–330, 1993.
- Rumelhart, D. E., Hinton, G. E., and Williams, R. J. Learning internal representations by error propagation. volume 1, chapter 8, pp. 318–362. MIT Press, Cambridge, 1986.
- Saxe, Andrew M., McClelland, James L., and Ganguli, Surya. Exact solutions to the nonlinear dynamics of learning in deep linear neural networks. In *ICLR*, 2013.
- Srivastava, Nitish, Hinton, Geoffrey, Krizhevsky, Alex, Sutskever, Ilya, and Salakhutdinov, Ruslan. Dropout: A simple way to prevent neural networks from overfitting. *The Journal of Machine Learning Research*, 15(1):1929–1958, 2014.