

Statistical Inference for Oscillation Processes

Rainer Dahlhaus*, Thierry Dumont†, Sylvain Le Corff‡, Jan C. Neddermeyer§

Abstract

A new model for time series with a specific oscillation pattern is proposed. The model consists of a hidden phase process controlling the speed of polling and a nonparametric curve characterizing the pattern, leading together to a generalized state space model. Identifiability of the model is proved and a method for statistical inference based on a particle smoother and a nonparametric EM algorithm is developed. In particular, the oscillation pattern and the unobserved phase process are estimated. The proposed algorithms are computationally efficient and their performance is assessed through simulations and an application to human electrocardiogram recordings.

Keywords. Oscillation process; phase estimation; instantaneous frequencies; oscillation pattern; Rao-Blackwellized particle smoother; Rössler attractor; electrocardiogram.

1 Introduction

In this paper, we propose a model for the statistical analysis of oscillating time series. In its simplest form, the model is a generalized state space model (GSSM) with nonlinear observation equation

$$Y_t = f(\phi_t) + \varepsilon_t, \quad t \in \mathbb{N}_+ \quad \text{with} \quad \varepsilon_t \stackrel{\text{iid}}{\sim} \mathcal{N}(0, \sigma_\varepsilon^2), \quad (1)$$

where f is an unknown 2π -periodic function (the oscillation pattern), $\{\phi_t\}_{t \in \mathbb{N}_+}$ is an unobserved stochastic phase process (the internal clock of the oscillator), and the $\{\varepsilon_t\}_{t \in \mathbb{N}_+}$ are independent of the process $\{\phi_t\}_{t \in \mathbb{N}_+}$. The phase process $\{\phi_t\}_t$ will be an integrated process which may either slow down or speed up the cycle, for example ϕ_t may be modeled by the state equation

$$\Delta\phi_t = \omega + \eta_t, \quad t \in \mathbb{N}_+ \quad \text{with} \quad \eta_t \stackrel{\text{iid}}{\sim} \mathcal{N}(0, \sigma_\eta^2), \quad \omega \in (0, \pi), \quad (2)$$

where $\Delta\phi_t := \phi_t - \phi_{t-1}$, and ϕ_0 is assumed to be uniformly distributed on $[0, 2\pi]$ independent of the other variables. In this case the $\Delta\phi_t$ are iid and $\phi_t = \phi_0 + \omega t + S_t$ with $S_t := \sum_{s=1}^t \eta_s$ being a random walk with variance $\text{var}(S_t) = \sigma_\eta^2 t$.

It is informative to compare the above model with the model $\phi_t = \phi_0 + \omega t + R_t$ where R_t is not integrated but stationary. These two models reflect two completely different situations with different type of oscillators: The latter can be used as a model where the oscillator sticks except from small

*Institute of Applied Mathematics, Heidelberg University, Germany.

†MODAL'X, Université Paris-Ouest, Nanterre, France.

‡Laboratoire de Mathématiques d'Orsay, Univ. Paris-Sud, CNRS, Université Paris-Saclay, 91405 Orsay, France.

§DZ BANK AG, Frankfurt, Germany.

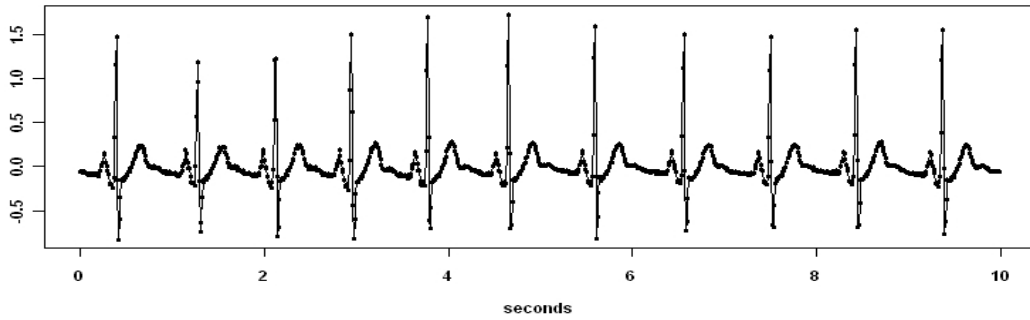


Figure 1: 1000 Observations from an ECG

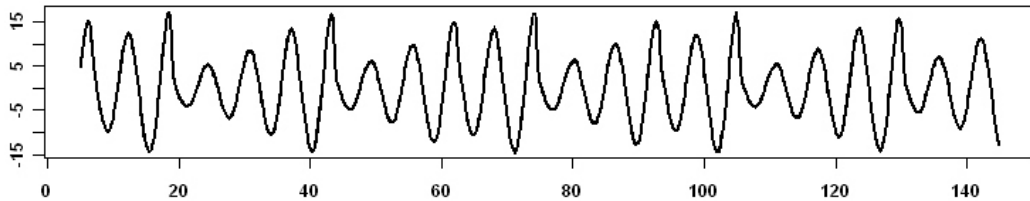


Figure 2: 1415 Observations from a Rössler Attractor

deviations to an external “pacemaker” (say where a hormone is driven by the circadian rhythm), while the integrated phase model of this paper is e.g. a suitable model for ECG data (cf. Figure 1 - to be analyzed in Section 4.3) and for the data of a Rössler attractor (cf. Figure 2 - to be analyzed in Section 4.2) where one does not know in advance at which point of the cycle we will be at a specific time point. This is reflected by a constant variance of ϕ_t in the stationary model and an increasing variance of ϕ_t in the present model (2).

We also mention the classical “hidden frequency” model of Hannan (1973) and others (for an overview see Quinn and Hannan (2001) and Li (2013)), which in its simplest form is $Y_t = A \cos(\omega t) + \varepsilon_t$ with a stationary process ε_t . In the notation of this paper this work dealt with the case $f(\cdot) = \cos(\cdot)$ and $\phi_t = \omega t$. There exist many papers with rather deep mathematical results on the estimation of ω in this framework - in particular via maximization of the periodogram which originally dates back to Schuster (1897). The case of a time varying hidden frequency ω_t is more in the spirit of this paper. In this case one may use the maximization of the periodogram on rolling data windows (c.f. Paraschakis and Dahlhaus, 2011).

Statistical inference for the above model is challenging since (1) is a nonparametric regression model with unknown regressors (but, due to periodicity, with asymptotically infinite many replications). In Section 2 and Section 6, we prove identifiability of model (1), (2). Dumont and Le Corff (2014) have proved identifiability for a different nonparametric GSSM.

In Section 3 we then show how the unknown oscillation pattern f and the unobserved phase process

$(\phi_t)_t$ can be estimated / predicted. In that section we consider the more general model

$$Y_t = a_t f(\phi_t) + b_t + \varepsilon_t, \quad (3)$$

which includes a time varying amplitude a_t and a time varying baseline b_t . We also allow for the more general state equation (13) which guarantees positivity of the phase increments and includes some dependence of the phase increments. Maximum likelihood based estimation of ϕ_t , a_t and b_t requires computation of the smoothing distributions, i.e. the posterior distributions of the sequence of hidden states given all observations Y_0, \dots, Y_T . These distributions cannot be computed explicitly using the GSSM model of this paper, and we propose in Section 3 an efficient (fixed-lag) Rao-Blackwellized particle smoother that combines the Kalman smoother and the fixed-lag particle smoother introduced and analyzed in Olsson et al. (2008). Estimates of ϕ_t , a_t and b_t can then be obtained as means of the smoothing distributions. In Section 3.3 and 3.4, a nonparametric EM algorithm is developed for the estimation of the function f and other parameters. For a recent overview of sequential Monte Carlo methods see Douc et al. (2014).

As a by-product we also obtain a method for nonlinear phase estimation in the case where $f(x) = \cos(x)$ is known. Such an estimator is needed in several applications - for example for the detection of phase synchronization of chaotic oscillators (cf. Pikovsky et.al., 2001); in neuroscience for the investigation of functional coupling of different brain regions (cf. Fell and Axmacher, 2011), and in engineering for channel decoding (Chen et.al., 2003). Furthermore, the estimation of instantaneous frequencies is a key step in the widely used empirical mode decomposition (cf. Huang et.al., 1998).

Traditional approaches for phase estimation are based on the Hilbert transform (cf. Pikovsky et.al., 2001) or the Wavelet transform (c.f. Grossmann et.al., 1989). In practice, these methods often fail not only in situations of fast varying frequencies but also in cases where the signal is corrupted by noise. In such a situation statistical methods such as variants of Hannan's hidden frequency approach or the method of this paper are beneficial. Phase estimation with a GSSM has been used in Tsakonas et.al. (2008), in the context of communication systems in Amblard (2003), and in the context of audio processing in Dubois and Davy (2007) - in all cases in combination with a different model for the state and only for $f(x) = \cos(x)$ (i.e. in particular under the assumption that f is known).

As mentioned above, Section 2 contains identifiability and Section 3 statistical inference in the framework of a GSSM. Nonlinear phase estimation in the special case $f(\cdot) = \cos(\cdot)$ is explored in a simulation study in Section 4.1 and for the nonlinear Rössler-attractor in Section 4.2 followed by an application to ECG data in Section 4.3. Section 5 contains concluding remarks and the appendices in Section 6 and 7 the proofs.

2 Identifiability of Oscillation Processes

Since both the function f and the phases ϕ_t are unobserved, identifiability is a nontrivial issue discussed in this section. One comment beforehand: as usual identifiability means identifiability of f and the parameters of the process ϕ_t and not “identifiability” of ϕ_t . The latter is not possible - the best we can achieve is e.g. the determination of the best predictor of ϕ_t given the observations. We start with a heuristic discussion of the identifiability problems:

- 1) Shifting the oscillation pattern: it is obvious that the starting point of the oscillation pattern cannot be identified. Formally,

$$f(\phi_t) = \tilde{f}(\tilde{\phi}_t) \quad \text{with} \quad \tilde{f}(x) = f(x - \theta) \quad \text{and} \quad \tilde{\phi}_t = \phi_t + \theta.$$

Sometimes there exists a natural starting point known from the applied problem at hand - in other cases one can just define the starting point arbitrarily.

- 2) Non-identifiability of the mean phase increment: the mean phase increment ω can only be identified from the data under additional assumptions. For example, for the model (2) where $\phi_t = \phi_0 + \omega t + \sigma S_t$, we have

$$f(\phi_t) = f(\phi_0 + \omega t + \sigma S_t) = f(\phi_0 + (\omega + 2\pi\ell)t + \sigma S_t),$$

i.e. ω is only identifiable mod 2π . Furthermore, if f is symmetric then

$$f(\phi_t) = f(-\phi_t) = f(-\phi_0 - \omega t - \sigma S_t) = f(-\phi_0 + (2\pi - \omega)t - \sigma S_t),$$

i.e. ω and $2\pi - \omega$ can only be identified under the additional assumption that f is not symmetric or the distribution of η_t is not symmetric. Since we are mainly interested in the case where each cycle contains several data points (corresponding to a small ω), we assume throughout this paper that $\omega \in (0, \pi)$ guaranteeing identifiability.

Note that the above discussion is related to the Nyquist frequency and aliasing: If we regard the original signal as continuous in time with phase process $\phi_t = \phi_0 + \omega t + \sigma_\eta B(t)$ where $B(t)$ denotes a Brownian motion, and we sample the process at times Δt , then the same arguments as above show that we can only identify $\omega \in (0, \pi/\Delta)$ with aliases at $2\pi/\Delta - \omega$ and all frequencies shifted by $2\pi\ell/\Delta, \ell \in \mathbb{Z}$.

- 3) Minimal period length / the basic cycle: let

$$\text{repl}(f) := \sup \left\{ r \in \mathbb{R} \mid f\left(\frac{\cdot}{r}\right) \text{ is } 2\pi \text{ periodic} \right\} \quad (4)$$

be the number of periodic replications in f . Then $\tilde{f}(\cdot) := f\left(\frac{\cdot}{\text{repl}(f)}\right)$ is called the basic cycle of the oscillation. In Theorem 2.2, we prove that $\text{repl}(f) \in \mathbb{N}_+$ and that the basic cycle is unique up to

the shift of the starting point. Thus, if we fix the starting point θ_f in the basic cycle we have

$$f_{\text{basic}}(x) := f\left(\frac{x - \theta_f}{\text{repl}(f)}\right) \quad (5)$$

with a unique f_{basic} . If we have two representations with different f_1 and f_2 then

$$f_1\left(\frac{x - \theta_1}{\text{repl}(f_1)}\right) = f_{\text{basic}}(x) = f_2\left(\frac{x - \theta_2}{\text{repl}(f_2)}\right) \quad \text{i.e.} \quad f_1(x) = f_2\left(\frac{x - \theta}{\gamma}\right),$$

with $\gamma = \text{repl}(f_2)/\text{repl}(f_1)$ and $\theta = (\theta_2 - \theta_1)/\text{repl}(f_1)$ (see Theorem 2.1 and 2.2 below).

It is important to note how the phases transform when moving from the oscillation pattern f_1 to f_2 . If $\{\phi_t^{(1)}\}$ fulfills model (2) we have

$$f_1(\phi_t^{(1)}) = f_2(\phi_t^{(2)}) \quad \text{with} \quad \phi_t^{(2)} = \frac{\phi_t^{(1)} - \theta}{\gamma} \quad \text{i.e.} \quad \Delta\phi_t^{(2)} = \frac{\Delta\phi_t^{(1)}}{\gamma} = \frac{\omega_1}{\gamma} + \frac{\sigma_1}{\gamma} \eta_t.$$

Thus $\{\phi_t^{(2)}\}$ also fulfills model (2) with $\gamma\omega_2 = \omega_1$ and $\gamma\sigma_2 = \sigma_1$ (see also Theorem 2.1). For identifiability reasons, we usually assume that the period length is the minimal one, i.e. we use the basic cycle as our oscillation pattern.

In practice, the discrimination between the basic cycle and multiple replications is often clear from eye-inspection (as in Figure 1). One can incorporate this external information into the EM algorithm from Section 3.4 in a quite elegant way: as demonstrated above the information on the multiplicity of the cycle (say $f(x) = f_{\text{basic}}(rx)$ with $r \in \mathbb{N}_+$) is also contained in the drift-parameter which becomes $\omega = \omega_{\text{basic}}/r$. Incorporating external information can then be achieved by choosing an appropriate starting value for ω in the algorithm (heuristically the EM algorithm then finds that local maximum which corresponds to the basic cycle). In practice, we may count the number of basic cycles in the data, multiply it by 2π and divide it by the number of time points leading to a rough estimate of ω which we use as the initial value. The ECG-example in Section 4.3 shows that this works remarkably well - even with the uninformative starting value $f^{(0)} \equiv 0$. The starting value for ω then allows for a reasonable simulation of ϕ_t (the particles) leading to improved estimates of f in the next iteration steps.

- 4) Time-warping: non-identifiability due to time-warping seems to be a serious problem. Time warping means a transformation of the observation model of the form

$$y_t = (f \circ g^{-1})(g(\phi_t \bmod 2\pi)) + \varepsilon_t,$$

with an increasing function $g: [0, 2\pi] \rightarrow [0, 2\pi]$ leading to the new oscillation pattern $\tilde{f} = f \circ g^{-1}$ and the new phases $\tilde{\phi}_t = g(\phi_t \bmod 2\pi)$. The problem of time-warping has been discussed in nonparametric regression in a large number of papers (cf. Kneip and Gasser, 1992; Wang and Gasser, 1997).

Luckily, the present model rules out time warping in a very natural way: if $\phi_0 \sim U[0, 2\pi]$ and the increments $\Delta\phi_t$ are independent of ϕ_0 then $\phi_t \bmod 2\pi \sim U[0, 2\pi]$. However, this is only true for $\tilde{\phi}_t$ if $g(x) = x$, i.e. time warping is automatically ruled out. If we abstain from the assumption $\phi_0 \sim U[0, 2\pi]$, then the assumption of stationarity of the increments implies that $\phi_t \bmod 2\pi \xrightarrow{D} U[0, 2\pi]$, meaning that the assumption of stationarity of the increments prevents time-warping.

In the more complicated model $y_t = a_t f(\phi_t) + b_t + \varepsilon_t$ with amplitude a_t and baseline b_t (modeled by stochastic processes) there arise two additional identifiability issues.

- 5) Amplitude of f : in case of a time varying amplitude a_t , we remove non-identifiability by assuming $\mathbf{E}a_t = 1$, i.e. a_t measures the relative deviation of the amplitude over time; in case of a known oscillation pattern (e.g. $f(x) = \cos(x)$), we make no assumption on $\mathbf{E}a_t$.
- 6) Level of f : in case of a time varying baseline b_t , we remove non-identifiability by assuming $\mathbf{E}b_t = 0$ i.e. b_t measures the deviation of the baseline over time; in case of a known oscillation pattern, we make no assumption on $\mathbf{E}b_t$.

We now prove identifiability in a strict sense of model (1), (2). In addition to the assumptions stated in Section 1 we assume that f is a 2π periodic function with $f \in \mathcal{F}$, where

$$\mathcal{F} := \left\{ f : \mathbb{R} \rightarrow \mathbb{R} \mid f(x) = \sum_{k \in \mathbb{Z}} c_k e^{ikx} \quad \text{with} \quad \{c_k\} \in \ell_2(\mathbb{Z}) \right\}.$$

Theorem 2.1. *Let $f_\star \in \mathcal{F}$ be a non-constant oscillation pattern and $\omega_\star \in (0, \pi)$, $\sigma_{\varepsilon_\star}^2, \sigma_{\eta_\star}^2$ be the parameter set of the state space model (1), (2). Assume that there exist $f \in \mathcal{F}$ and $\omega \in (0, \pi)$, $\sigma_\varepsilon^2, \sigma_\eta^2$ such that the finite dimensional distributions of $\{Y_k\}_{k \in \mathbb{N}_+}$ given by the two parameter sets are the same. Under the additional assumption that $\omega_\star \notin \pi\mathbb{Q}$, there exists a $\gamma \in \mathbb{Q}$ and a $\theta \in [0, 2\pi)$ such that $\sigma_\varepsilon = \sigma_{\varepsilon_\star}$, $\gamma\sigma_\eta = \sigma_{\eta_\star}$, $\gamma\omega = \omega_\star$, and $f(\frac{x-\theta}{\gamma}) = f_\star(x)$ for all $x \in \mathbb{R}$.*

The proof is given in Section 6. We just mention here that we can identify σ_ε , σ_η , ω , and the squared Fourier-coefficients of f from the second order structure of $\{Y_k\}$ while for the identification of f higher order moments are needed. The assumption $\omega_\star \notin \pi\mathbb{Q}$ is dispensable in our opinion but we were unable to prove the result without it. In order to gain a deeper insight into the situation and to explain the constant γ we define

$$c_k(f) := \frac{1}{2\pi} \int_{-\pi}^{\pi} f(x) e^{-ikx} dx \quad (6)$$

and the sequence $\{\kappa_i(f)\}_{i \geq 1}$ by

$$\kappa_1(f) = \inf \{k \geq 1; c_k(f) \neq 0\} \quad \text{and} \quad \kappa_{i+1}(f) = \inf \{k \geq \kappa_i(f) + 1; c_k(f) \neq 0\} . \quad (7)$$

Theorem 2.2. *Assume that there exist an oscillation pattern f and $\omega \in (0, \pi)$, σ_ε^2 , σ_η^2 such that the conditions of Theorem 2.1 hold. Then, the basic cycle $f_{\text{basic}}(\cdot)$ defined in (5) is unique and every oscillation pattern is an ℓ -times replication of the basic cycle with $\ell \in \mathbb{N}_+$. Thus also $\text{repl}(f) \in \mathbb{N}_0$. Furthermore,*

$$\text{repl}(f) = \max \{ \ell \in \mathbb{N}_+ \mid c_k(f) = 0 \ \forall k \neq \ell \mathbb{N}_+ \}, \quad (8)$$

and we have for γ from Theorem 2.1

$$\gamma = \frac{\text{repl}(f)}{\text{repl}(f_\star)} \quad \text{and} \quad \gamma = \frac{\kappa_i(f)}{\kappa_i(f_\star)} \quad \text{for all } i \in \mathbb{N}_+. \quad (9)$$

In addition, the $\{\kappa_i(f_{\text{basic}})\}_{i \in \mathbb{N}_+}$ are setwise coprime.

Note that $\text{repl}(f)$ is not necessarily equal to $\kappa_1(f)$. An example is $f(x) := \cos(2x) + \cos(3x)$.

3 Statistical Inference for Oscillation Processes

As our model is a GSSM statistical inference may be performed using Sequential Monte Carlo techniques. In the following, the estimation of the oscillation pattern f and of the other parameters uses a fixed-lag particle smoother in combination with a nonparametric MCEM algorithm.

3.1 The Model

For practical purposes we modify/generalize the model (1), (2) in two aspects.

1) In order to guarantee positivity of the increments, we use for the phase differences $\Delta\phi_t$ the ACD(1,0) (autoregressive conditional duration) model:

$$\Delta\phi_t = (\alpha + \beta\Delta\phi_{t-1}) \eta_t, \quad (10)$$

where the η_t are e.g. Beta or Gamma distributed with $\mathbf{E}\eta_t = 1$ (if $\mathbf{E}\eta_t \neq 1$, then η_t can be replaced by $\tilde{\eta}_t = \eta_t/\mathbf{E}\eta_t$). We assume that $\alpha, \beta > 0$, $\beta < 1$, and $\alpha < \pi(1 - \beta)$. It then can be shown that the (unconditional) mean of the phase increments is

$$\omega = \mathbf{E}[\Delta\phi_t] = \frac{\alpha}{1 - \beta} < \pi. \quad (11)$$

The ACD model was originally introduced by Engle and Russell (1998) as a model for the dependency of the durations between consecutive transactions in financial markets.

2) For data such as the ECG data we add a time varying amplitude a_t and a time varying baseline b_t as hidden states. In order to keep the computations simple we use a Gaussian random walk model. This has in particular the advantage that we can use a (fixed-lag) Rao-Blackwellized particle smoother that combines a sequential particle smoother for ϕ_t with a Kalman smoother for a_t and b_t (Doucet et.al., 2000b). Estimates of ϕ_t , a_t and b_t can then be obtained as the means of the smoothing

distributions. For a recent overview of sequential Monte Carlo methods see Douc et al. (2014). Therefore, we use the observation model:

$$y_t = a_t f(\phi_t) + b_t + \varepsilon_t, \quad (12)$$

with

$$\begin{pmatrix} \phi_t \\ \psi_t \end{pmatrix} = \begin{pmatrix} \phi_{t-1} + (\alpha + \beta\psi_{t-1})\eta_t \\ (\alpha + \beta\psi_{t-1})\eta_t \end{pmatrix} \quad \text{and} \quad \begin{bmatrix} a_t \\ b_t \end{bmatrix} - \begin{pmatrix} \mu_a \\ \mu_b \end{pmatrix} = A \begin{bmatrix} a_{t-1} \\ b_{t-1} \end{bmatrix} - \begin{pmatrix} \mu_a \\ \mu_b \end{pmatrix} + \begin{pmatrix} \xi_t \\ \zeta_t \end{pmatrix}, \quad (13)$$

where $(\xi_t, \zeta_t)^T \sim \mathcal{N}(\mathbf{0}, Q)$ and $\varepsilon_t \sim \mathcal{N}(0, \sigma_\varepsilon^2)$. It is assumed that ε_t , η_t and $(\xi_t, \zeta_t)^T$ are mutually and serially independent. For simplicity we assume that $A = \text{diag}(1, 1)$ (this is a typical trend model) and Q is diagonal. We assume that $\mu_a = 1$ and $\mu_b = 0$ in case where the oscillation pattern f is a nonparametric function. If (say) $f(\cdot) = \cos(\cdot)$ we assume that μ_a and μ_b are parameters to be estimated. In the setting of constant (but unknown) amplitude and baseline, one may use $(a_t, b_t)^T = (\mu_a, \mu_b)^T$, which simplifies the estimation significantly.

3.2 Rao-Blackwellized Fixed-Lag Particle Smoothing

Statistical inference of the model introduced in Section 3.1 using an EM algorithm requires an approximation of the joint smoothing distributions $p(\mathbf{x}_{0:t}|y_{1:T})$ for $0 \leq t \leq T$. In order to approximate these posterior distributions we use a particle smoother (cf. Doucet et.al., 2001). The aim of particle filters and smoothers introduced in Gordon et al. (1993) and Kitagawa (1996) is to obtain recursively an approximation of the posterior distributions of the states given the observations using importance sampling and importance resampling steps. These approximations are based on a set of points, the *particles*, associated with importance weights.

Assume that the set of weighted particles $\{(\mathbf{x}_{0:t-1}^i, \omega_{t-1}^i)\}_{i=1}^N$ approximates $p(\mathbf{x}_{0:t-1}|y_{1:t-1})$ by $\sum_{i=1}^N \omega_{t-1}^i \delta_{\mathbf{x}_{0:t-1}^i}(\mathbf{x}_{0:t-1})$, with δ the Dirac delta function. Then, for all $1 \leq i \leq N$,

- Sample $\mathbf{x}_t^i \sim p(\mathbf{x}_t|\mathbf{x}_{t-1}^i)$.
- Compute the importance weight $\tilde{\omega}_t^i \propto \omega_{t-1}^i p(y_t|\mathbf{x}_t^i)$.

The new particles $\{(\mathbf{x}_{0:t}^i, \omega_t^i)\}_{i=1}^N$, where $\{\omega_t^i\}_{i=1}^N$ are the normalized weights obtained from $\{\tilde{\omega}_t^i\}_{i=1}^N$, approximate the posterior distribution $p(\mathbf{x}_{0:t}|y_{1:t})$. To avoid weight degeneracy, a resampling step that maps the particle system $\{(\mathbf{x}_{0:t}^i, \omega_t^i)\}_{i=1}^N$ onto an equally-weighted particle system is introduced, where each new particle is chosen in $\{\mathbf{x}_{0:t}^i\}_{i=1}^N$ according to $\{\omega_t^i\}_{i=1}^N$. Resampling is carried out whenever the effective sample size (Kong et.al., 1994) $(\sum_{i=1}^N (\omega_t^i)^2)^{-1}$ is below some threshold. We favor the systematic resampling with threshold $0.2N$ (see Douc et.al., 2005, for alternatives).

To avoid degeneracy of past samples as new observations become available, we propose to use the fixed lag smoother of Olsson et al. (2008). For computational reasons, this method is likely to be

more efficient than algorithms based on forward backward decompositions as the ‘Forward Filtering Backward Smoothing algorithm’ of Huerzeler and Künsch (1998) and Doucet et.al. (2000a) or the ‘Forward Filtering Backward Simulation algorithm’ of Godsill et.al. (2004). The basic idea of fixed-lag smoothing is that $p(\mathbf{x}_{0:t}|y_{1:T})$ should be close to $p(\mathbf{x}_{0:t}|y_{1:t(\ell)})$, with $t(\ell) := \min\{t + \ell, T\}$, for a well chosen lag ℓ (no resampling step is performed on the past samples when observations are obtained after time $t(\ell)$). As noted by Doucet et.al. (2000b), the posterior distribution can be decomposed as

$$p(\mathbf{x}_{0:t(\ell)}|y_{1:t(\ell)}) = p(a_{0:t(\ell)}, b_{0:t(\ell)}|y_{1:t(\ell)}, \phi_{0:t(\ell)}) p(\phi_{0:t(\ell)}, \psi_{0:t(\ell)}|y_{1:t(\ell)}).$$

$p(a_{0:t(\ell)}, b_{0:t(\ell)}|y_{1:t(\ell)}, \phi_{0:t(\ell)})$ is then computed by a Kalman smoother while $p(\phi_{0:t(\ell)}, \psi_{0:t(\ell)}|y_{1:t(\ell)})$ is approximated by samples $\{(\phi_{0:t(\ell)}^i, \psi_{0:t(\ell)}^i)^T, \omega_{t(\ell)}^i\}_{i=1}^N$ from the particle smoother. Thus the above relation implies that the marginal densities $p(a_t, b_t, \phi_t|y_{1:T})$ are approximated by

$$p(a_t, b_t, \phi_t|y_{1:T}) \approx \sum_{i=1}^N \tilde{\omega}_t^i \mathcal{N}\left(a_t, b_t | (\tilde{a}_t^i, \tilde{b}_t^i)^T, \tilde{\Sigma}_t^i\right) \delta_{\phi_t^i}(\phi_t), \quad (14)$$

where $\tilde{\omega}_t^i = \omega_{t(\ell)}^i$, $(\tilde{a}_t^i, \tilde{b}_t^i) := (a_{t|t(\ell)}^i, b_{t|t(\ell)}^i) = \mathbf{E}((a_t, b_t)|y_{1:t(\ell)}, \phi_{0:t(\ell)}^i)$ and $\tilde{\Sigma}_t^i := \Sigma_{t|t(\ell)}^i$ are computed with the Kalman smoother. Smoothing by marginalization has been criticized for causing sample impoverishment (Doucet et.al., 1999). While this is true in general, it is not an issue in the setting of this article because the lag ℓ is not large and the resampling frequency is low. In contrast to smoothing algorithms which proceed backwards in time (c.f. Godsill et.al., 2004; Doucet et.al, 2000a), smoothing by marginalization has the advantage that it can be applied on-line. When the observation at time $t(\ell)$ comes in, the estimates of time t can be updated using the fixed-lag smoothing density. In addition, it is computationally very cheap. The RBPS has computational costs $\mathcal{O}(\ell NT)$ for T smoothing time steps. At each iteration, only the particles for times $t(\ell) - 1, \dots, t$ are required, implying a storage requirement of $\mathcal{O}(\ell N)$. The following algorithm can e.g. be found in Shumway and Stoffer (2011), Property 6.2 and 6.3.

Rao-Blackwellized Fixed-Lag Particle Smoother (RBPS)

Initialization (for $t = 0$)

- **For** $i = 1, \dots, N$: Sample $(\phi_0^i, \psi_0^i)^T \sim p(\phi_0, \psi_0)$, set $\omega_0^i = 1$, and choose a_0^i, b_0^i, Σ_0^i according to prior knowledge.

Filtering (for $t = 1, 2, \dots$)

1. *Kalman Prediction Step*

- **For** $i = 1, \dots, N$: Compute with $\mu := (\mu_a, \mu_b)^T$

$$(a_{t|t-1}^i, b_{t|t-1}^i)^T = \mu + A[(a_{t-1}^i, b_{t-1}^i)^T - \mu], \quad \Sigma_{t|t-1}^i = A\Sigma_{t-1}^i A^T + Q.$$

2. Importance Sampling Step

- For $i = 1, \dots, N$: Sample $(\phi_t^i, \psi_t^i)^T \sim p(\phi_t, \psi_t | \phi_{t-1}^i, \psi_{t-1}^i)$, compute $F_{t|t-1}^i = C_t^i \Sigma_{t|t-1}^i (C_t^i)^T + \sigma_\varepsilon^2$ with $C_t^i = (f(\phi_t^i), 1)$ and evaluate importance weights

$$\check{\omega}_t^i \propto \omega_{t-1}^i p(y_t | y_{1:t-1}, \phi_{0:t}^i) = \omega_{t-1}^i \mathcal{N}\left(y_t | C_t^i(a_{t|t-1}^i, b_{t|t-1}^i)^T, F_{t|t-1}^i\right).$$

- For $i = 1, \dots, N$: Normalize importance weights $\omega_t^i = \check{\omega}_t^i / (\sum_{j=1}^N \check{\omega}_t^j)$.

3. Resampling Step if $(\sum_{i=1}^N (\omega_t^i)^2)^{-1} < 0.2N$

4. Kalman Updating Step

- For $i = 1, \dots, N$: Compute

$$\begin{aligned} (a_t^i, b_t^i)^T &= (a_{t|t-1}^i, b_{t|t-1}^i)^T + \Sigma_{t|t-1}^i (C_t^i)^T \left\{ y_t - C_t^i (a_{t|t-1}^i, b_{t|t-1}^i)^T \right\} (F_{t|t-1}^i)^{-1}, \\ \Sigma_t^i &= \Sigma_{t|t-1}^i - \left\{ \Sigma_{t|t-1}^i (C_t^i)^T C_t^i \Sigma_{t|t-1}^i \right\} (F_{t|t-1}^i)^{-1}. \end{aligned}$$

Smoothing

5. Kalman Smoothing Step (for $k = t(\ell) - 1, \dots, t$)

- For $i = 1, \dots, N$: Compute

$$\begin{aligned} V_k^i &= \Sigma_k^i A^T (\Sigma_{k+1|k}^i)^{-1}, \\ (\tilde{a}_k^i, \tilde{b}_k^i)^T &= (a_k^i, b_k^i)^T + V_k^i \left\{ (\tilde{a}_{k+1}^i, \tilde{b}_{k+1}^i)^T - (a_{k+1|k}^i, b_{k+1|k}^i)^T \right\}, \\ \tilde{\Sigma}_k^i &= \Sigma_k^i + V_k^i (\tilde{\Sigma}_{k+1}^i - \Sigma_{k+1|k}^i) (V_k^i)^T, \\ \tilde{\Sigma}_{k,k-1}^i &= \Sigma_k^i (V_{k-1}^i)^T + V_k^i (\tilde{\Sigma}_{k+1,k}^i - A \Sigma_k^i) (V_{k-1}^i)^T, \end{aligned}$$

with initial values

$$(\tilde{a}_{t(\ell)}^i, \tilde{b}_{t(\ell)}^i)^T = (a_{t(\ell)}^i, b_{t(\ell)}^i)^T, \quad \tilde{\Sigma}_{t(\ell)}^i = \Sigma_{t(\ell)}^i \quad \text{and} \quad \tilde{\Sigma}_{t(\ell), t(\ell)-1}^i = (I - K_{t(\ell)}^i C_{t(\ell)}^i) A \Sigma_{t(\ell)-1}^i,$$

where $K_{t(\ell)}^i := \Sigma_{t(\ell)}^i (C_{t(\ell)}^i)^T (F_{t(\ell)}^i)^{-1}$ is the Kalman gain.

Furthermore $(a_{k+1|k}^i, b_{k+1|k}^i)^T = A(a_k^i, b_k^i)^T + (I - A)\mu$.

6. Result

- Obtain amplitude estimate $\hat{a}_k = \sum_{i=1}^N \omega_{t(\ell)}^i \tilde{a}_k^i$, baseline estimate $\hat{b}_k = \sum_{i=1}^N \omega_{t(\ell)}^i \tilde{b}_k^i$, and phase estimate $\hat{\phi}_k = \sum_{i=1}^N \omega_{t(\ell)}^i \phi_k^i$ for time $k = t$.

3.3 The EM Algorithm for the parametric MLE

In this section, we assume that f is known and estimate $\theta = (\alpha, \beta, \sigma_\varepsilon^2, \mu, A, Q)$ based on a stochastic EM algorithm (Dempster et.al., 1977). Shumway and Stoffer (1982) had introduced the EM algorithm for linear Gaussian state space models. Wei and Tanner (1990) (see also Tanner 1993) had proposed to replace the E-step by a Monte Carlo integration leading to the MCEM Algorithm. In the present model the equations for the ‘Gaussian part’ take the same form (conditional on ϕ_t) as the original equations leading to a partial MCEM Algorithm. This reduces the computational complexity considerably.

Assume that the signal y_t is received up to time T . The EM algorithm maximizes the likelihood $p_\theta(y_{1:T})$ iteratively. In the E-step, the $\mathcal{Q}(\theta|\theta^{(m)}) = \mathbf{E}_{\theta^{(m)}}[\log p_\theta(\mathbf{x}_{0:T}, y_{1:T})|y_{1:T}]$ is approximated, where $\theta^{(m)}$ is the current estimate. We have

$$\begin{aligned} \mathcal{Q}(\theta|\theta^{(m)}) &= \mathbf{E}_{\theta^{(m)}}[\log p(\phi_0, \psi_0)|y_{1:T}] + \sum_{t=1}^T \mathbf{E}_{\theta^{(m)}}[\log p_\theta(y_t|\mathbf{x}_t)|y_{1:T}] \\ &+ \sum_{t=1}^T \mathbf{E}_{\theta^{(m)}}[\log p_\theta(a_t, b_t|a_{t-1}, b_{t-1})|y_{1:T}] + \sum_{t=1}^T \mathbf{E}_{\theta^{(m)}}[\log p_\theta(\phi_t, \psi_t|\phi_{t-1}, \psi_{t-1})|y_{1:T}]. \end{aligned} \quad (15)$$

It follows that $\mathcal{Q}(\theta|\theta^{(m)})$ could be approximated through smoothing particles, which are generated with respect to the parameter value $\theta^{(m)}$. Due to the computational complexity we use in this paper only the fixed lag smoother, i.e. we replace $\mathbf{E}_{\theta^{(m)}}[\cdot|y_{1:T}]$ by $\mathbf{E}_{\theta^{(m)}}[\cdot|y_{1:t(\ell)}]$ which can be calculated by the RBPS. The difference should be minor for reasonable ℓ (see Olsson et al. (2008) for an explicit control of the L_p -mean error of the fixed lag smoother when applied to additive functionals). With

$$\tilde{S}_t^i := \mathbf{E}[(a_t, b_t)^T(a_t, b_t)|y_{1:t(\ell)}, \phi_{0:t(\ell)}^i] = \tilde{\Sigma}_t^i + (\tilde{a}_t^i, \tilde{b}_t^i)^T(\tilde{a}_t^i, \tilde{b}_t^i) \quad \text{and} \quad C_t^i := (f(\phi_t^i), 1),$$

we obtain

$$\begin{aligned} \hat{\mathcal{Q}}(\theta|\theta^{(m)}) &= \text{const} - \frac{1}{2} \sum_{t=1}^T \sum_{i=1}^N \tilde{\omega}_t^i \left[\log 2\pi + \log \sigma_{\varepsilon^*}^2 + \frac{1}{\sigma_{\varepsilon^*}^2} \left\{ y_t^2 - 2C_t^i(\tilde{a}_t^i, \tilde{b}_t^i)^T y_t + C_t^i \tilde{S}_t^i (C_t^i)^T \right\} \right] \\ &- \frac{1}{2} \sum_{t=1}^T \sum_{i=1}^N \tilde{\omega}_t^i \left[2 \log 2\pi + \log |Q| + \text{tr} \left\{ Q^{-1} \left(\tilde{\Sigma}_t^i + ((\tilde{a}_t^i, \tilde{b}_t^i)^T - \mu)((\tilde{a}_t^i, \tilde{b}_t^i) - \mu^T) \right) \right. \right. \\ &\quad - Q^{-1} A \left(\tilde{\Sigma}_{t-1,t}^i + ((\tilde{a}_{t-1}^i, \tilde{b}_{t-1}^i)^T - \mu)((\tilde{a}_t^i, \tilde{b}_t^i) - \mu^T) \right) \\ &\quad - Q^{-1} \left(\tilde{\Sigma}_{t,t-1}^i + ((\tilde{a}_t^i, \tilde{b}_t^i)^T - \mu)((\tilde{a}_{t-1}^i, \tilde{b}_{t-1}^i) - \mu^T) \right) A^T \\ &\quad \left. \left. + Q^{-1} A \left(\tilde{\Sigma}_{t-1}^i + ((\tilde{a}_{t-1}^i, \tilde{b}_{t-1}^i)^T - \mu)((\tilde{a}_{t-1}^i, \tilde{b}_{t-1}^i) - \mu^T) \right) A^T \right\} \right] \\ &+ \sum_{t=1}^T \sum_{i=1}^N \tilde{\omega}_t^i \log p_{\alpha, \beta}(\phi_t^i, \psi_t^i | \phi_{t-1}^i, \psi_{t-1}^i). \end{aligned}$$

Maximization with respect to σ_ε^2 , μ , A , and Q yields in the M-step the estimates

$$\begin{aligned} (\sigma_\varepsilon^2)^{(m+1)} &= \frac{1}{T} \sum_{t=1}^T \sum_{i=1}^N \tilde{\omega}_t^i \left\{ y_t^2 - 2C_t^i (\tilde{a}_t^i, \tilde{b}_t^i)^T y_t + C_t^i \tilde{S}_t^i (C_t^i)^T \right\}, \\ \mu^{(m+1)} &= \frac{1}{T} \sum_{t=1}^T \sum_{i=1}^N \tilde{\omega}_t^i (\tilde{a}_t^i, \tilde{b}_t^i)^T + O_p\left(\frac{1}{T}\right), \\ A^{(m+1)} &= \left(\sum_{t=1}^T \sum_{i=1}^N \tilde{\omega}_t^i (\tilde{\Sigma}_{t,t-1}^i + \tilde{D}_{t,t-1}^i) \right) \left(\sum_{t=1}^T \sum_{i=1}^N \tilde{\omega}_t^i (\tilde{\Sigma}_{t-1}^i + \tilde{D}_{t-1}^i) \right)^{-1}, \\ Q^{(m+1)} &= \frac{1}{T} \left\{ \sum_{t=1}^T \sum_{i=1}^N \tilde{\omega}_t^i (\tilde{\Sigma}_t^i + \tilde{D}_t^i) - A^{(m+1)} \sum_{t=1}^T \sum_{i=1}^N \tilde{\omega}_t^i (\tilde{\Sigma}_{t-1,t}^i + \tilde{D}_{t-1,t}^i) \right\}, \end{aligned}$$

with

$$\begin{aligned} \tilde{D}_t^i &= ((\tilde{a}_t^i, \tilde{b}_t^i)^T - \mu^{(m+1)}) ((\tilde{a}_t^i, \tilde{b}_t^i)^T - \mu^{(m+1)})^T, \\ \tilde{D}_{t,t-1}^i &= ((\tilde{a}_t^i, \tilde{b}_t^i)^T - \mu^{(m+1)}) ((\tilde{a}_{t-1}^i, \tilde{b}_{t-1}^i)^T - \mu^{(m+1)})^T. \end{aligned}$$

In case where μ is assumed to be known we set $\mu^{(m+1)} = \mu$ (e.g. when f is a nonparametric function μ_a and μ_b are usually set to 1 and 0 respectively). For α and β , numerical maximization is required because no closed-form expression can be derived.

7. (*Parametric*) *EM Step* (see also 8. below)

- Compute $(\sigma_\varepsilon^2)^{(m+1)}$, $\mu^{(m+1)}$, $A^{(m+1)}$, and $Q^{(m+1)}$.
 - Obtain $\alpha^{(m+1)}$ and $\beta^{(m+1)}$ by numerical maximization of $\hat{Q}_t(\alpha, \beta | \alpha^{(m)}, \beta^{(m)})$ to .
-

3.4 Nonparametric Estimation of the Oscillation Pattern

If f is unknown we have to maximize in addition the second term in (15) with respect to f . The other estimates remain unchanged including $(\sigma_\varepsilon^2)^{(m+1)}$ where C_t^i must be replaced by $\hat{C}_t^i := (f^{(m+1)}(\phi_t^i), 1)$. For simplicity we ignore the other terms, i.e. we maximize

$$\mathcal{Q}(f | f^{(m)}) \propto \text{const} - \sum_{t=1}^T \mathbf{E}_{f^{(m)}} [\{y_t - a_t f(\phi_t) - b_t\}^2 | y_{1:t(\ell)}] \quad (16)$$

with respect to f . As for nonparametric maximum likelihood estimation we need some regularization in order to obtain a proper estimator. The basic idea for regularization now is to approximate the densities $p(a_t, b_t, \phi_t | y_{1:t})$ in (16) instead of (14) by the kernel density

$$p(a_t, b_t, \phi_t | y_{1:t(\ell)}) \approx \sum_{i=1}^N \tilde{\omega}_t^i \mathcal{N}\left(a_t, b_t | (\tilde{a}_t^i, \tilde{b}_t^i)^T, \tilde{\Sigma}_t^i\right) K_h(\phi_t - \phi_t^i), \quad (17)$$

where $K_h(\cdot) := \frac{1}{h} K\left(\frac{\cdot}{h}\right)$ with a bandwidth h and a kernel $K(\cdot)$. Without prior knowledge both are equally good. The following proposition shows that this leads to an estimator for f which is also

based on kernel approximations. h might be chosen adaptively (say as in Lepski et.al., 1997) but the situation is different here since N can be chosen arbitrarily large - leading to NT data points thus allowing for choosing h arbitrarily small. In any case the optimal h depends on the unknown f and the number of data meaning that h should be the same in each iteration step.

Proposition 3.1. *Suppose that the density $p(a_t, b_t, \phi_t | y_{1:t})$ is as in (17). Then $\mathcal{Q}(f | f^{(m)})$ is maximized by the estimate*

$$\tilde{f}^{(m+1)}(\phi) = \frac{\sum_{t=1}^T \sum_{i=1}^N \tilde{\omega}_t^i K_h((\phi - \phi_t^i) \bmod 2\pi) \{y_t \tilde{a}_t^i - (\tilde{S}_t^i)_{12}\}}{\sum_{t=1}^T \sum_{i=1}^N \tilde{\omega}_t^i K_h((\phi - \phi_t^i) \bmod 2\pi) (\tilde{S}_t^i)_{11}}. \quad (18)$$

The analogue result holds when using, instead of the fixed lag smoother, the filter (where \tilde{a}_t^i and \tilde{S}_t^i are replaced by a_t^i and S_t^i respectively) or the complete smoother.

Proof. See the appendix.

Each step of the above nonparametric EM algorithm improves the likelihood in “nearly all cases”. The latter restriction comes from the approximation (17) which needs to be “good enough”. More precisely we have with Jensen’s inequality

$$\log \frac{p_{f^{(m+1)}}(y_{1:T})}{p_{f^{(m)}}(y_{1:T})} \geq \sum_{t=1}^T \mathbf{E}_{f^{(m)}} [\{y_t - a_t f^{(m)}(\phi_t) - b_t\}^2 | y_{1:T}] - \sum_{t=1}^T \mathbf{E}_{f^{(m)}} [\{y_t - a_t f^{(m+1)}(\phi_t) - b_t\}^2 | y_{1:T}].$$

If $\tilde{f}^{(m+1)}$ would maximize (16) we had $p_{\tilde{f}^{(m+1)}}(y_{1:T}) \geq p_{f^{(m)}}(y_{1:T})$. Since we have used the approximation (17) this is however not guaranteed in a strict sense.

Improving the speed of convergence of the MSEM - algorithm:

An example for the iteration steps of the nonparametric EM-estimate is given in Figure 6 (for details see Section 4.3). If no prior information on the shape of f is used (when choosing $\hat{f}^{(0)}$) then convergence may be slow (since a poor $\hat{f}^{(0)}$ will lead to poor particles and then again to a poor $\hat{f}^{(1)}$). To speed up convergence we may invoke two kinds of additional information into the algorithm that speed up convergence considerably. The idea is to use these corrections only during the first few steps:

1) The first correction uses that the empirical distribution of the points $\phi_t \bmod 2\pi$ converges to an uniform distribution. This follows since the increments $\Delta\phi_t$ are supposed to be stationary. By using this property we can exclude time warping (see 4) in Section 2) and the correction consists of transforming the phases accordingly with the edf of the $\phi_t \bmod 2\pi$. Let \hat{F}_ϕ be a smoothed version of this edf given by

$$\hat{F}_\phi(y) = \int_0^y \hat{p}_\phi(\phi) d\phi, \quad (19)$$

where

$$\hat{p}_\phi(\phi) = \sum_{t=1}^T \sum_{i=1}^N \tilde{\omega}_t^i K_{h_\phi}((\phi - \phi_t^i) \bmod 2\pi) \quad (20)$$

(note that it is computationally more efficient to use a frequency polygon instead of (20) since then the distribution function and the inverse distribution can be easily calculated).

We then remove possible time warping by transforming f and the particles to

$$\check{f}^{(m+1)}(\check{\phi}) = \hat{f}^{(m+1)}\left(\hat{F}_\phi^{-1}\left(\frac{\check{\phi} \bmod 2\pi}{2\pi}\right)\right) \quad \text{and} \quad \check{\phi}_t^i = 2\pi\{\hat{F}_\phi(\phi_t^i \bmod 2\pi) + \lfloor \phi_t^i / (2\pi) \rfloor\}.$$

(for simplicity we denote in step 2) the new $\check{f}^{(m+1)}$ and $\check{\phi}_t^i$ again by $\hat{f}^{(m+1)}$ and ϕ_t^i).

2) The second correction uses the information that all 2π -periodic behavior of the signal is due to the periodicity of f and not to any periodic behavior of the amplitude a_t and the baseline b_t (this follows from the independence of the process ϕ_t from a_t and b_t). Using this information means to remove all 2π -periodic structures from the amplitude and baseline estimates and to transfer them to the oscillation pattern f , i.e. to make the transformation

$$\begin{aligned} \check{f}^{(m+1)}(\phi) &= \hat{a}_{\text{per}}(\phi) \times \hat{f}^{(m+1)}(\phi) + \hat{b}_{\text{per}}(\phi); \\ \check{a}_t^i &= \tilde{a}_t^i / \hat{a}_{\text{per}}(\phi_t^i \bmod 2\pi); \quad \check{b}_t^i = \tilde{b}_t^i - \hat{b}_{\text{per}}(\phi_t^i \bmod 2\pi). \end{aligned}$$

Here

$$\hat{a}_{\text{per}}(\phi) = \frac{\sum_{t=1}^T \sum_{i=1}^N \tilde{\omega}_t^i K_{h_a}((\phi - \phi_t^i) \bmod 2\pi) \tilde{a}_t^i / \bar{a}(\phi_t^i)}{\sum_{t=1}^T \sum_{i=1}^N \tilde{\omega}_t^i K_{h_a}((\phi - \phi_t^i) \bmod 2\pi)}, \quad \phi \in (0, 2\pi],$$

where

$$\bar{a}(\phi) = \frac{\sum_{t=1}^T \sum_{i=1}^N \tilde{\omega}_t^i I_{\{-2\pi < \phi_t^i - \phi \leq 2\pi\}} \tilde{a}_t^i}{\sum_{t=1}^T \sum_{i=1}^N \tilde{\omega}_t^i I_{\{-2\pi < \phi_t^i - \phi \leq 2\pi\}}}, \quad \phi \in (0, \infty),$$

smoothes the amplitude and the baseline by an average over 2 periods (the necessity of $\bar{a}(\phi)$ becomes obvious when considering the example where \tilde{a}_t^i is linear). Similarly

$$\hat{b}_{\text{per}}(\phi) = \frac{\sum_{t=1}^T \sum_{i=1}^N \tilde{\omega}_t^i K_{h_b}((\phi - \phi_t^i) \bmod 2\pi) (\tilde{b}_t^i - \bar{b}(\phi_t^i))}{\sum_{t=1}^T \sum_{i=1}^N \tilde{\omega}_t^i K_{h_b}((\phi - \phi_t^i) \bmod 2\pi)}, \quad \phi \in (0, 2\pi],$$

with

$$\bar{b}(\phi) = \frac{\sum_{t=1}^T \sum_{i=1}^N \tilde{\omega}_t^i I_{\{-2\pi < \phi_t^i - \phi \leq 2\pi\}} \tilde{b}_t^i}{\sum_{t=1}^T \sum_{i=1}^N \tilde{\omega}_t^i I_{\{-2\pi < \phi_t^i - \phi \leq 2\pi\}}}, \quad \phi \in (0, \infty).$$

Performing first step 1 and then 2 has the disadvantage that all \tilde{a}_t^i have to be recalculated after step 1 which is time consuming. We therefore have combined both steps by

$$\check{f}^{(m+1)}(\check{\phi}) = \hat{a}_{\text{per}}\left(\hat{F}_\phi^{-1}\left(\frac{\check{\phi} \bmod 2\pi}{2\pi}\right)\right) \times \hat{f}^{(m+1)}\left(\hat{F}_\phi^{-1}\left(\frac{\check{\phi} \bmod 2\pi}{2\pi}\right)\right) + \hat{b}_{\text{per}}\left(\hat{F}_\phi^{-1}\left(\frac{\check{\phi} \bmod 2\pi}{2\pi}\right)\right) \quad (21)$$

8. Nonparametric EM Step

- Minimize the third and fourth term of (15) (with $y_{1:T}$ replaced by $y_{1:t+l}$) as described above to get estimates $\mu^{(m+1)}$, $A^{(m+1)}$, $Q^{(m+1)}$, $\alpha^{(m+1)}$ and $\beta^{(m+1)}$, and the second term of (15) to get estimates $\check{f}^{(m+1)}$ (defined by (18)) and $(\sigma_\varepsilon^2)^{(m+1)}$.

- Perform the correction steps 1) and 2) by using (21). The resulting estimator $\hat{f}^{(m+1)}$ is used in the next iteration. Iterate this until convergence. In the final step set $\hat{f}^{(m+1)} = \tilde{f}^{(m+1)}$ without using the correction.
- Keep the initial particles and weights $\phi_0^i, \tilde{a}_0^i, \tilde{b}_0^i$, and $\tilde{\omega}_0^i, i = 1, \dots, N$, for the next iteration (they have been updated due to the fixed lag smoother).

To start the iteration an initial guess $\hat{f}^{(0)}$ is required where prior information may be used. In Section 4.3 on ECG recordings it turned out that the uninformative function $\hat{f}^{(0)} \equiv 0$ may suffice. However, one should choose the initial values $\alpha^{(0)}$ and $\beta^{(0)}$ such that the theoretical phase increment $\mathbf{E}[\Delta\phi_t] = \alpha^{(0)}/(1 - \beta^{(0)})$ is close to the empirical one. This can be achieved by counting the number of cycles in the data as in Section 4.3 (see also (11)).

4 Simulations and Data Examples

In this section we apply the proposed algorithms to simulated data including a noisy Rössler attractor and to human electrocardiogram recordings.

4.1 Simulated Data

We generate observations $y_t, t = 1, \dots, 1000$, from the GSSM defined through (13) and

$$y_t = a_t \cos(\phi_t) + b_t + \varepsilon_t,$$

with true $a_t = 0.2 \sin(2\pi t/1000) + 0.4$ and $b_t = 0.4t/750 \mathbf{1}_{t \leq 750} + (0.4 - 0.4(t - 750)/250) \mathbf{1}_{t > 750}$. The ACD model parameters are set to $\alpha = 0.2$ and $\beta = 0.01$. Two levels of observation noise are investigated: $\sigma_\varepsilon^2 = 0.01$ and $\sigma_\varepsilon^2 = 0.16$. The parameters $(\alpha, \beta, \sigma_\varepsilon^2, \text{vec}(Q))$ are estimated with the (parametric) EM algorithm and we set $A = \text{diag}(1, 1)$. For both noise levels, the EM algorithm obtained estimates $(\hat{\alpha}, \hat{\beta}, \hat{\sigma}_\varepsilon^2)$ which were very close to the true values after a few iterations. For Q , we obtained $\text{diag}(10^{-4}, 5 \times 10^{-5})$.

Figure 3 shows the true values and the estimated values for the high noise level (the low noise level even looks better). The estimates of the amplitude, baseline, and (folded) phase are computed by the RBPS with $N = 500$ particles and lag $l = 100$. In addition, the figures display a signal reconstruction based on the estimates (bottom plot) consisting of the estimated denoised observations $\hat{y}_t = \hat{a}_t \cos \hat{\phi}_t + \hat{b}_t$. For comparison, also the non-noisy observations $y_t - \varepsilon_t$ are given. In the low-noise setting, the estimates are even more accurate.

4.2 The Noisy Rössler Attractor

We now consider the Rössler attractor with configuration

$$\dot{x}_1 = -x_2 - x_3, \quad \dot{x}_2 = x_1 + .15x_2, \quad \dot{x}_3 = .4 + x_3(x_1 - 8.5).$$

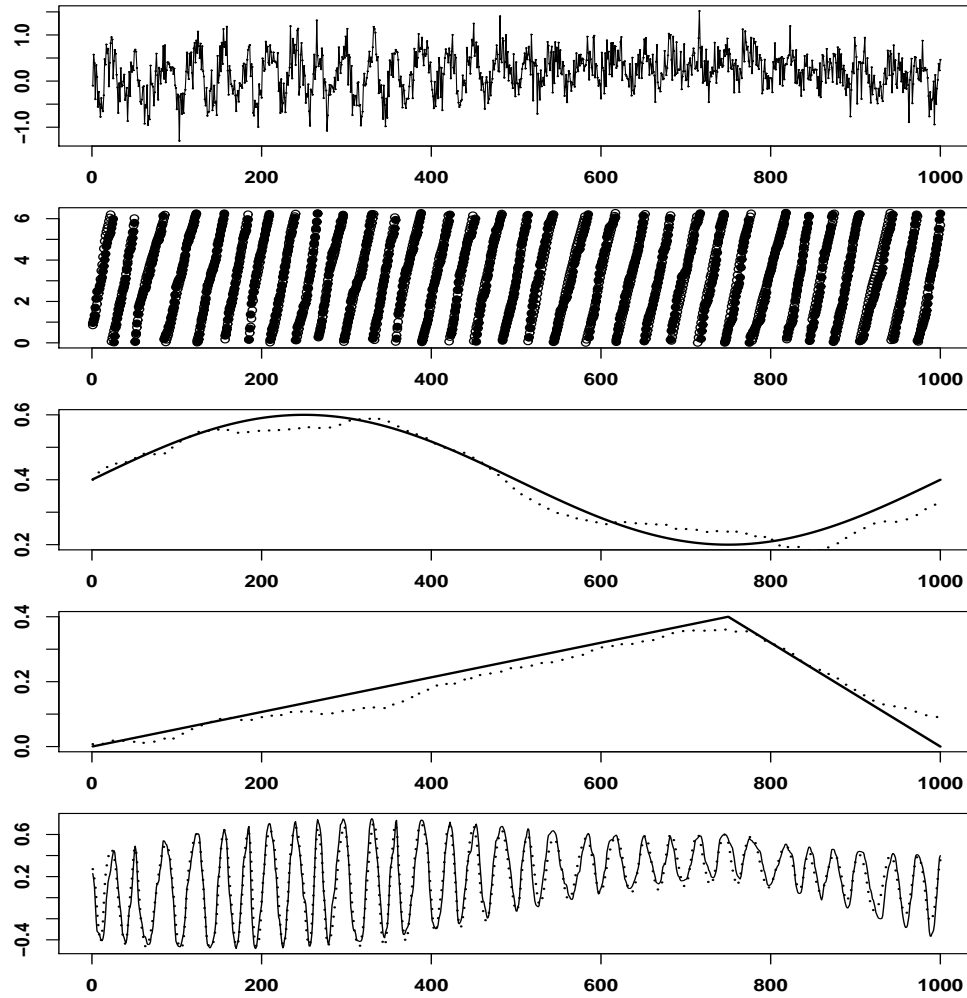


Figure 3: The estimation results of the RBPS for the simulated signal with $\mathcal{N}(0, 0.16)$ noise (from top to bottom): The simulated noisy observations; the folded estimated phase (circles) and the folded true phase (solid circles); the estimated amplitude (dotted line) and the true amplitude (solid line); the estimated baseline (dotted line) and the true baseline (solid line); the simulated non-noisy signal (solid line) and the denoised signal obtained from the RBPS estimates (dotted line).

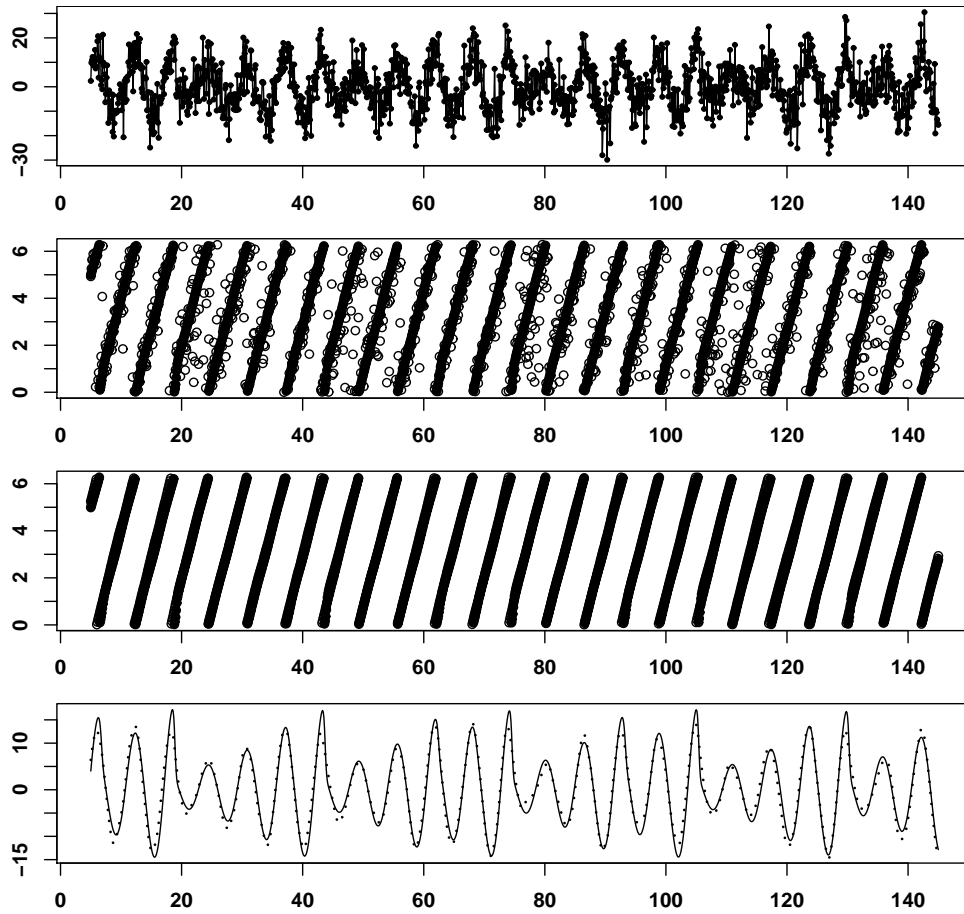


Figure 4: Estimation results for the noisy Rössler attractor. The plots show (from top to bottom): x_1 -component of the Rössler attractor with additive i.i.d. $\mathcal{N}(0, 40)$ noise; the folded Hilbert phase (circles) compared with the true folded phase (solid circles); the folded phase estimated with the RBPS (circles) compared with the true folded phase (solid circles); the (non-noisy) x_1 -component of the Rössler attractor compared with the reconstructed (denoised) signal based on the amplitude and phase estimates of the RBPS.

The Rössler attractor and related systems are, for instance, used to model population dynamics (Blasius et.al., 1999; Lloyd and May, 1999). We focus on the x_1 component for which the (folded) phase can be defined by means of $\arctan(x_{2,t}/x_{1,t})$ (cf. Pikovsky et al., 1997). It is assumed that $x_{1,t}$ is not observed directly but through $y_t = x_{1,t} + \varepsilon_t$. A standard method for estimating the phase is to apply the Hilbert transform (cf. Rosenblum et. al., 1996).

We now use the cosine model

$$y_t = a_t \cos(\phi_t) + \varepsilon_t \quad (22)$$

in combination with the RBPS and the EM algorithm for estimation (i.e $b_t \equiv 0$).

We integrate the Rössler system with step size 0.1 using the Runge-Kutta method (Press et al. 1992, pp. 710-714) and we add i.i.d. Gaussian noise to the x_1 -component. Again, two noise levels have been considered: $\mathcal{N}(0, 4)$ and $\mathcal{N}(0, 40)$ (but we only display the high noise level - see Figure 4). As parameter estimates we obtain $(\hat{\alpha}, \hat{\beta})^T = (0.2, 0.02)^T$, $\hat{Q} = \text{diag}(0.9, 0)$ (the second value is set to zero), and $\hat{\sigma}_\varepsilon^2$ close to the true value. A was set to $\text{diag}(1, 0)$. The RBPS is applied with $N = 1000$ particles and lag $l = 200$. For the computation of the Hilbert phase a running window of 100 data points is used. The (folded) phase estimates of the Hilbert transform and our method together with the true phase are presented in the second and third plot of Figures 4 (in the third plot the true phases and the estimates are almost identical). It can be observed, that the phase estimate of the RBPS is much closer to the true phase than the Hilbert phase. The bottom plot shows the (non-noisy) x_1 -component of the Rössler attractor along with the denoised signal $\hat{y} = \hat{a}_t \cos(\hat{\phi}_t)$, where \hat{a}_t and $\hat{\phi}_t$ are obtained from the RBPS. Note, that even in the high noise case, the denoised signal is very close to the true signal. The results in the low noise case are even better.

4.3 Application to Human Electrocardiogram Recordings

Human ECG recordings are characterized by a specific oscillation pattern f , amplitude changes, and baseline shifts. The oscillation pattern depends on certain characteristics of the specific human being. The baseline shifts are typically caused by respiration or body movements (Clifford et.al. 2006). The estimation of the oscillation pattern f is for example of importance for the diagnosis of several heart diseases - see Figure 3.6. and Table 3.1 in Clifford et.al. (2006). For inference we use the model

$$y_t = a_t f(\phi_t) + b_t + \varepsilon_t,$$

i.e. the model (12)-(13) with $\mu_a = 1$, $\mu_b = 0$ and unknown oscillation pattern f . We use ECG recordings obtained from the PhysioBank database¹. The data are sampled at a frequency of 0.01 seconds for a duration of 10 seconds (leading to 1000 observations) - see the top plot of Figure 5. The RBPS and the nonparametric EM algorithm are applied to the data in order to obtain estimates for ϕ_t , a_t , b_t , and f . As initial oscillation pattern we use the trivial choice $\hat{f}^{(0)} \equiv 0$. The only ‘‘prior’’

¹<http://www.physionet.org/physiobank/>

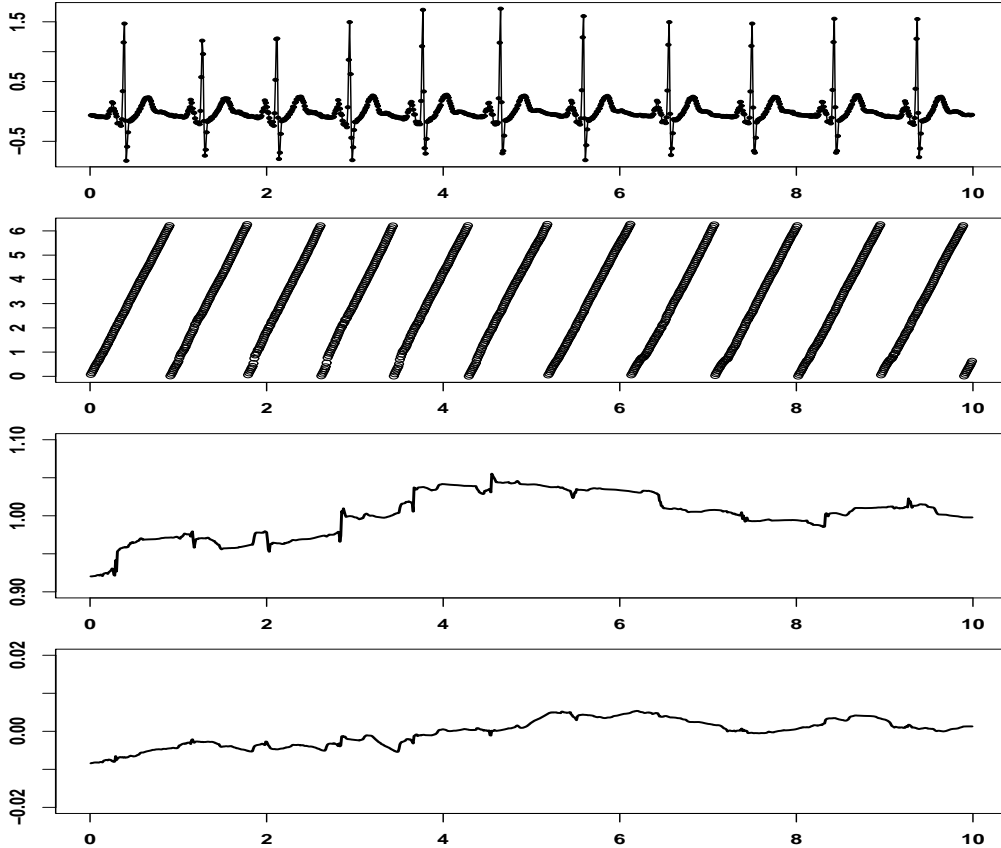


Figure 5: Estimation results for the ECG recordings. The plots show (from top to bottom): the ECG data points; the folded phase, the amplitude, and the baseline estimated by the RBPS.

information we use is that the dataset covers roughly 11 cycles leading an average increase of $\Delta\phi_t$ of about $2\pi/90$. According to this we choose as initial values in the first iteration step $\beta^{(0)} = 0.1$ and $\alpha^{(0)} = (1 - \beta^{(0)})2\pi/90$ (see (11) and 3) in Section 2). The estimates for the amplitude, baseline, and phase computed by the RBPS (applied with $N = 100$ particles and $\ell = 10$) are given in Figure 5. It can be seen that the amplitude changes significantly over time. In contrast, the baseline is almost constant. The estimates of the oscillation pattern $\check{f}^{(m)}$ for the iterations $m = 1, \dots, 9$ are shown in Figure 6 (with $h = 0.01$ and the Epanechnikov kernel in (18)). Observe how rapidly the estimates of the oscillation pattern converge. Finally, the estimated $\check{f}^{(9)}$ is compared with one period of the data in Figure 7 (note that this is one oscillation and not the true curve). In this application we have chosen small N and l in order to demonstrate that this choice already leads to good results.

5 Concluding Remarks

In this paper we have proposed a general model for oscillation processes with a quasi-periodic component. The key ingredients are a nonparametric oscillation pattern f and the modeling of the

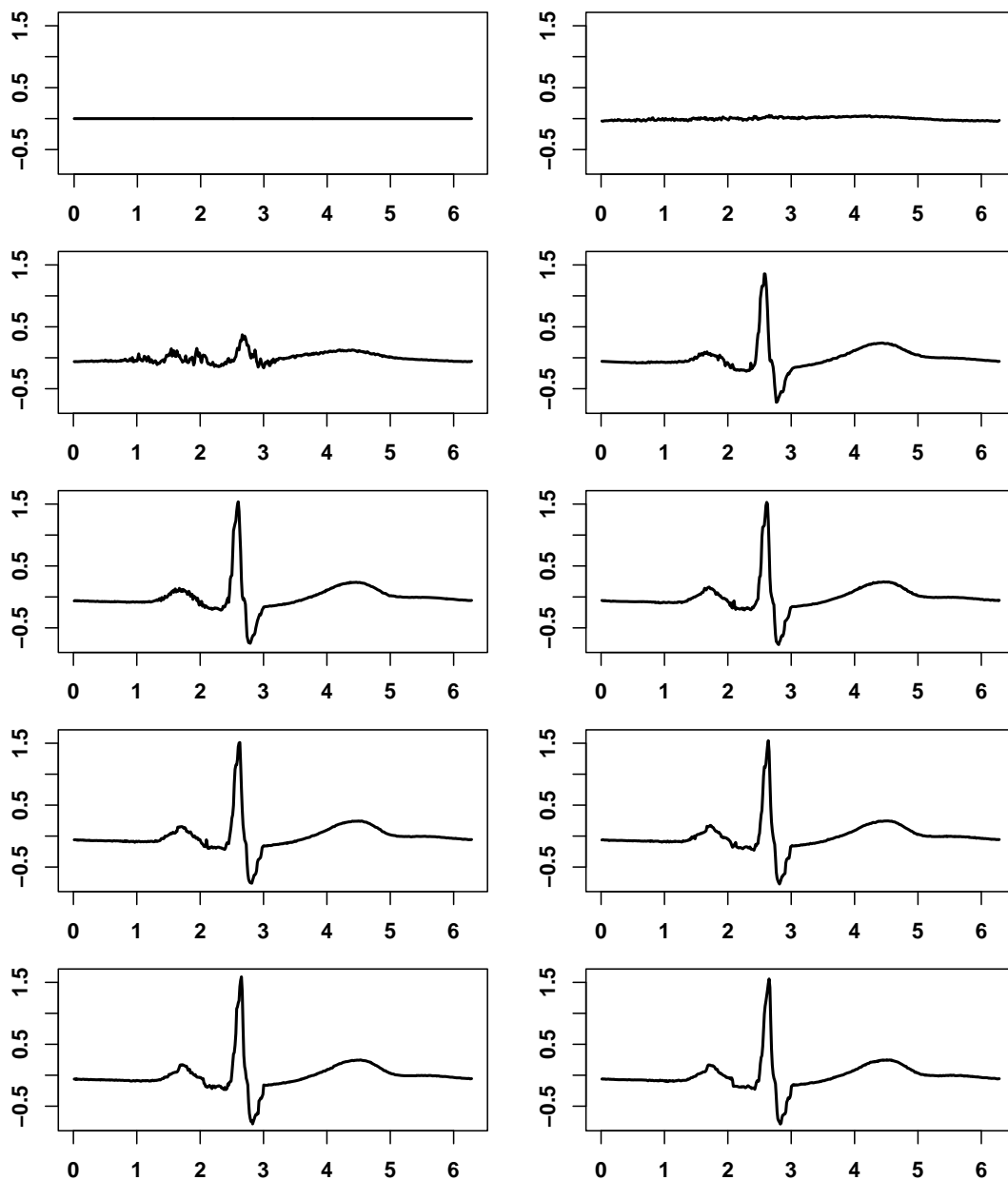


Figure 6: The initial oscillation pattern $\hat{f}^{(0)}$ and the estimated oscillation patterns $\tilde{f}^{(m)}$ for the iterations $m = 1, \dots, 9$ of the nonparametric EM algorithm.

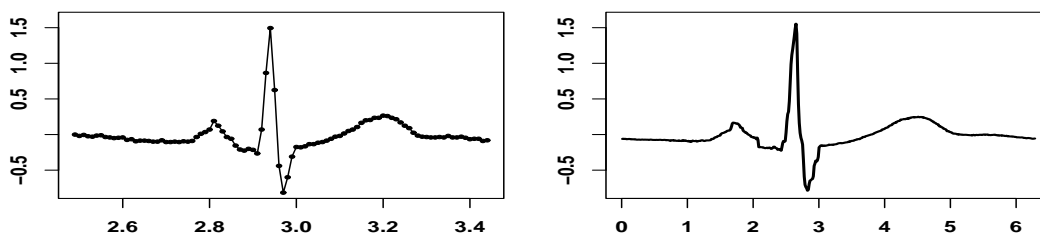


Figure 7: Left plot: A fraction of the ECG recordings (note that this is one oscillation and not the true curve). Right plot: Estimated oscillation pattern $\hat{f}^{(9)}$ obtained after nine iterations of the nonparametric EM algorithm.

unobserved phase process of the system by a nonlinear state space model. The situation is challenging since the model is a nonparametric regression model with unobserved regressors. We have proven identifiability of the model for the specific phase model (2) which is the simplest possible phase model. We have chosen this model for a basic understanding but also as a framework for first stage mathematical investigations. The identifiability results of Section 2 and Section 6 have already been quite challenging for this model and the asymptotic properties of the nonparametric EM-algorithm introduced in Section 3.4 are even in this model still unknown. Proving consistency and asymptotic normality of this nonparametric EM estimator is very challenging: using results similar to Olsson et al. (2008) a first step would be to prove that the MCEM - estimate of this paper is a valid approximation of the usual exact nonparametric EM algorithm (following Fort and Moulines, 2003, or Le Corff and Fort, 2013). Then, the asymptotic properties of the exact nonparametric EM algorithm had to be established for the present GSSM - which remains an open problem in this case since the state consists of an integrated process modulo 2π .

From an applied view we prefer the more general state equation (13) which guarantees positivity of the phase increments and includes some dependence of consecutive phase increments. For this more general model we have estimated the unobserved phases by a computationally efficient Rao-Blackwellized Particle Smoother (RBPS) which allows for simultaneous estimation of the amplitude, the baseline, and the phase. For the unknown oscillation pattern f we have derived a nonparametric EM algorithm and applied it to ECG recordings. In another example the method has been used for estimating the nonlinear phase of a noisy Rössler attractor. The examples confirm that the RBPS provides in general a good estimate and maybe a worthwhile alternative to common methods for estimating the instantaneous frequency such as the Hilbert transform - in particular in cases of large observation noise. The good performance for noisy signals is due to the fact that the observation noise is modeled explicitly.

In the ECG-application the algorithm needed about 30 minutes on a personal computer, i.e. 3 minutes per EM-step. We are optimistic that with massive parallelization over the particles and/or reduction of the lag of the fixed lag smoother the RBPS can be performed online. The EM algorithm may also be used pseudo-online by always switching to new parameter values after a fixed number of time steps. A better option seems to develop a stochastic approximation EM algorithm as in Delyon et.al. (1999) for the present model.

6 Appendix 1: Identifiability

In this appendix we discuss identifiability of the model (1),(2) in detail and prove Theorem 2.1 and 2.2 from Section 2. We first argue that we can assume without loss of generality in all proofs that the sequence $\{\kappa_i(f)\}_{i \in \mathbb{N}_+}$ from (7) is setwise coprime.

Proposition 6.1. *Suppose that $\{\kappa_i(f)\}_{i \in \mathbb{N}_+}$ is not setwise coprime. If d is the greatest common divisor define $\bar{f}(x) := f(\frac{x}{d})$ and $\bar{\phi}_t := d\phi_t$. Then $\bar{f}(\cdot)$ is 2π -periodic with $c_k(\bar{f}) = c_{kd}(f)$ and $\kappa_i(\bar{f}) = \kappa_i(f)/d$, meaning that $\{\kappa_i(\bar{f})\}_{i \in \mathbb{N}_+}$ is setwise coprime. Furthermore, $\bar{\omega} = d\omega$ and $\bar{\sigma}_\eta = d\sigma_\eta$.*

Proof. Since d is a common divisor of $\{\kappa_i(f)\}_{i \in \mathbb{N}_+}$ we have

$$f(x) = \sum_{k \in \mathbb{Z}} c_k(f) e^{ikx} = \sum_{k \in \mathbb{Z}} c_{kd}(f) e^{ikdx}$$

and therefore

$$\bar{f}(x) = f\left(\frac{x}{d}\right) = \sum_{k \in \mathbb{Z}} c_{kd}(f) e^{ikx},$$

i.e. $\bar{f}(\cdot)$ is 2π -periodic with $c_k(\bar{f}) = c_{kd}(f)$, $d\kappa_i(\bar{f}) = \kappa_i(f)$. The rest is obvious. \square

We now define the autocovariance function of Y_k by

$$\Gamma_{f, \sigma_\varepsilon^2}^{\omega, \sigma_\eta^2}(\ell) := \mathbb{E}[Y_\ell Y_0] - \mathbb{E}[Y_0]^2.$$

Lemma 6.2. *We have*

$$\Gamma_{f, \sigma_\varepsilon^2}^{\omega, \sigma_\eta^2}(\ell) = \begin{cases} 2 \sum_{k=1}^{\infty} |c_k(f)|^2 \cos(k\ell\omega) e^{-\ell k^2 \sigma_\eta^2 / 2}, & \ell \in \mathbb{N}_+ \\ \sigma_\varepsilon^2 + 2 \sum_{k=1}^{+\infty} |c_k(f)|^2, & \ell = 0. \end{cases} \quad (23)$$

Proof. Let $g_\ell(x)$ be the probability density function of $\phi_\ell - \phi_0 = \sum_{k=1}^{\ell} \eta_k + \omega\ell \sim \mathcal{N}(\omega\ell, \sigma_\eta^2 \ell)$. Since f is real, we have with $c_k := c_k(f)$ for all $k \geq 1$ $c_{-k} = \bar{c}_k$ and therefore for $\ell \in \mathbb{N}_+$

$$\begin{aligned} \Gamma_{f, \sigma_\varepsilon^2}^{\omega, \sigma_\eta^2}(\ell) &= \mathbb{E}[f(\phi_\ell) f(\phi_0)] - \mathbb{E}[f(\phi_0)]^2 = \sum_{k_1, k_2 = -\infty}^{\infty} c_{k_1} c_{k_2} \mathbb{E}[e^{ik_1 \phi_\ell} e^{ik_2 \phi_0}] - |c_0|^2 \\ &= \frac{1}{2\pi} \sum_{k_1, k_2 = -\infty}^{\infty} c_{k_1} c_{k_2} \int_{[0, 2\pi] \times \mathbb{R}} e^{ik_1 x} e^{ik_2(x+y)} g_\ell(y) dx dy - |c_0|^2 \\ &= \sum_{k=-\infty}^{\infty} |c_k|^2 e^{ik\ell\omega} e^{-\ell k^2 \sigma_\eta^2 / 2} - |c_0|^2 = 2 \sum_{k=1}^{\infty} |c_k|^2 \cos(k\ell\omega) e^{-\ell k^2 \sigma_\eta^2 / 2}. \end{aligned}$$

by using the characteristic function of the normal distribution. The derivation for $\Gamma_{f, \sigma_\varepsilon^2}^{\omega, \sigma_\eta^2}(0)$ is straightforward (use e.g. the Parseval equality). \square

We now prove Theorem 2.1 and at the same time the second relation from (9).

Proof of Theorem 2.1.

We set $c_k^* := c_k(f_*)$, $\kappa_i^* := \kappa_i(f_*)$, and $\kappa_i := \kappa_i(f)$.

1) **Identifiability of $\sigma_{\eta^*}^2$ and definition of γ :**

$\Gamma_{f, \sigma_\varepsilon^2}^{\omega, \sigma_\eta^2}(\ell) = \Gamma_{f^*, \sigma_{\varepsilon^*}^2}^{\omega_*, \sigma_{\eta^*}^2}(\ell)$ for all $\ell \geq 0$ implies

$$\sum_{k=1}^{\infty} |c_k(f)|^2 \cos(k\ell\omega) e^{-\ell k^2 \sigma^2 / 2} = \sum_{k=1}^{\infty} |c_k^*|^2 \cos(k\ell\omega_*) e^{-\ell k^2 \sigma_{\eta^*}^2 / 2}.$$

By definition of κ_1 and κ_1^* , for all $\ell \geq 1$

$$\begin{aligned} & |c_{\kappa_1}(f)|^2 \cos(\kappa_1 \ell \omega) + \sum_{k=\kappa_1+1}^{\infty} |c_k(f)|^2 \cos(k \ell \omega) e^{-\ell(k^2 - \kappa_1^2) \sigma_\eta^2 / 2} \\ &= e^{-\ell/2(\kappa_1^{*2} \sigma_{\eta^*}^2 - \kappa_1^2 \sigma_\eta^2)} \left(|c_{\kappa_1^*}^*|^2 \cos(\kappa_1^* \ell \omega_*) + \sum_{k=\kappa_1^*+1}^{\infty} |c_k^*|^2 \cos(k \ell \omega_*) e^{-\ell(k^2 - \kappa_1^{*2}) \sigma_{\eta^*}^2 / 2} \right). \end{aligned} \quad (24)$$

Whatever ω , $\limsup_{\ell \rightarrow +\infty} \cos(\kappa_1 \omega \ell) = 1$ (if $\kappa_1 \omega \in \pi \mathbb{Q}$, the set $\{\cos(\kappa_1 \omega \ell); \ell \geq 1\}$ is finite and $\cos(\kappa_1 \omega \ell)$ equals one for infinitely many ℓ ; if $\kappa_1 \omega \notin \pi \mathbb{Q}$, $\kappa_1 \omega \mathbb{Z} + 2\pi \mathbb{Z}$ is a dense subset of \mathbb{R} and $[-1, 1]$ is the set of limit points of $\{\cos(\kappa_1 \omega \ell); \ell \geq 1\}$). Therefore, the lim sup of the left hand side of (24) is $|c_{\kappa_1}(f)|$ while the one of the right hand side is 0 if $\kappa_1^* \sigma_{\eta^*} > \kappa_1 \sigma_\eta$ or $+\infty$ if $\kappa_1^* \sigma_{\eta^*} < \kappa_1 \sigma_\eta$. Therefore, $\kappa_1^2 \sigma_\eta^2 = \kappa_1^{*2} \sigma_{\eta^*}^2$ and $|c_{\kappa_1^*}^*| = |c_{\kappa_1}(f)|$. Define

$$\gamma := \frac{\kappa_1}{\kappa_1^*} = \frac{\sigma_{\eta^*}}{\sigma_\eta}. \quad (25)$$

2) Identifiability of ω_* and $\{|c_k^*|\}_{k \geq 0}$:

We obtain from (24) with $\gamma \sigma_\eta = \sigma_{\eta^*}$

$$\begin{aligned} & |c_{\kappa_1}(f)|^2 \cos(\kappa_1 \ell \omega) + \sum_{k=\kappa_1+1}^{\infty} |c_k(f)|^2 \cos(k \ell \omega) e^{-\ell(k^2 - \kappa_1^2) \sigma_\eta^2 / 2} \\ &= |c_{\kappa_1^*}^*|^2 \cos(\kappa_1^* \ell \omega_*) + \sum_{k=\kappa_1^*+1}^{\infty} |c_k^*|^2 \cos(k \ell \omega_*) e^{-\ell(k^2 - \kappa_1^{*2}) \sigma_{\eta^*}^2 / 2}. \end{aligned} \quad (26)$$

Then, since $|c_{\kappa_1^*}^*| = |c_{\kappa_1}(f)|$,

$$2 \sin\left(\frac{\gamma \omega + \omega_*}{2} \kappa_1^* \ell\right) \sin\left(\frac{\gamma \omega - \omega_*}{2} \kappa_1^* \ell\right) = \cos(\kappa_1^* \ell \omega_*) - \cos(\kappa_1 \ell \omega) \quad (27)$$

$$= \sum_{k=\kappa_1+1}^{\infty} \frac{|c_k(f)|^2}{|c_{\kappa_1^*}^*|^2} \cos(k \ell \omega) e^{-\ell(k^2 - \kappa_1^2) \sigma_\eta^2 / 2} - \sum_{k=\kappa_1^*+1}^{\infty} \frac{|c_k^*|^2}{|c_{\kappa_1^*}^*|^2} \cos(k \ell \omega_*) e^{-\ell(k^2 - \kappa_1^{*2}) \sigma_{\eta^*}^2 / 2}. \quad (28)$$

If $\frac{\gamma \omega + \omega_*}{2} \kappa_1^* \notin \pi \mathbb{Z}$ and $\frac{\gamma \omega - \omega_*}{2} \kappa_1^* \notin \pi \mathbb{Z}$, (27) does not converge to 0 as $\ell \rightarrow \infty$ while (28) does. Therefore there exists $k_1 \in \mathbb{Z}$ such that either $\gamma \omega + \omega_* = \frac{2\pi}{\kappa_1^*} k_1$ or $\gamma \omega - \omega_* = \frac{2\pi}{\kappa_1^*} k_1$. This implies $\cos(\kappa_1 \ell \omega) = \cos(\kappa_1^* \ell \omega_*)$ and, combined with $|c_{\kappa_1}(f)| = |c_{\kappa_1^*}^*|$ and (26):

$$\sum_{k=\kappa_1+1}^{\infty} |c_k(f)|^2 \cos(k \ell \omega) e^{-\ell(k^2 - \kappa_1^2) \sigma_\eta^2 / 2} = \sum_{k=\kappa_1^*+1}^{\infty} |c_k^*|^2 \cos(k \ell \omega_*) e^{-\ell(k^2 - \kappa_1^{*2}) \sigma_{\eta^*}^2 / 2}.$$

Note, that κ_i^* is the i^{th} non-zero coefficient of c_k^* . Iterating these steps recursively proves for all $i \in \mathbb{N}_+$ $\kappa_i = \gamma \kappa_i^*$ and

$$\sum_{k=\kappa_i+1}^{\infty} |c_k(f)|^2 \cos(k \ell \omega) e^{-\ell(k^2 - \kappa_i^2) \sigma_\eta^2 / 2} = \sum_{k=\kappa_i^*+1}^{\infty} |c_k^*|^2 \cos(k \ell \omega_*) e^{-\ell(k^2 - \kappa_i^{*2}) \sigma_{\eta^*}^2 / 2}.$$

This implies $|c_{\kappa_i}(f)| = |c_{\kappa_i^*}^*|$ for all $i \in \mathbb{N}_+$ (all other coefficients are 0) and $\mathbf{E}[Y_k] = c_0(f) = c_0^*$.

We now show that $\gamma = 1$ if each of the sequences $\{\kappa_i\}_{i \in \mathbb{N}_+}$ and $\{\kappa_i^*\}_{i \in \mathbb{N}_+}$ is setwise coprime (see Proposition 6.1). Then there exist $p \geq 1$ and $(a_1, \dots, a_p)' \in \mathbb{Z}^p$ such that

$$\sum_{i=1}^p a_i \kappa_i^* = 1. \quad (29)$$

Therefore,

$$\gamma = \gamma \sum_{i=1}^p a_i \kappa_i^* = \sum_{i=1}^p a_i \kappa_i \in \mathbb{Z}.$$

Since for all $i \geq 1$ $\gamma \kappa_i^* = \kappa_i$, γ is a divisor of all the κ_i 's implying $\gamma = 1$.

We also obtain from above the existence of a sequence $\ell_i \in \mathbb{Z}$ such that either $(\omega - \omega_*)\kappa_i^* = 2\pi \ell_i$ (*) or $(\omega + \omega_*)\kappa_i^* = 2\pi \ell_i$ (**). Suppose first that (*) holds for some index i and (**) holds for some index $j \neq i$. Then $\omega_* = \pi \left(\frac{\ell_j}{\kappa_j^*} - \frac{\ell_i}{\kappa_i^*} \right)$ which is in contradiction to $\omega_* \notin \pi\mathbb{Q}$. This means that either (*) or (**) must hold simultaneously for all i .

Suppose now that (*) holds for all i . Then (29) implies

$$\omega - \omega_* = (\omega - \omega_*) \sum_{i=1}^p a_i \kappa_i^* = 2\pi \sum_{i=1}^p a_i \ell_i \in 2\pi\mathbb{Z}.$$

The assumption $\omega, \omega_* \in (0, \pi)$ then implies $\omega = \omega_*$.

Finally, suppose that (**) holds for all i . This leads in the same way to $\omega + \omega_* \in 2\pi\mathbb{Z}$ which is in contradiction with $\omega, \omega_* \in (0, \pi)$. Thus, we finally obtain $\omega = \omega_*$.

3) Identifiability of $\sigma_{\varepsilon_*}^2$:

The identifiability of $\sigma_{\varepsilon_*}^2$ then is a direct consequence of (23).

4) Identifiability of f_* :

We need to show that $c_k(f) = c_k^*$ for all $k \in \mathbb{N}_0$. We know already from 2) that $c_0(f) = c_0^*$ and $|c_k(f)| = |c_k^*|$ for all $k \in \mathbb{N}_+$. The identification of the $c_k(f)$ for all $k \geq 0$ can be obtained using the higher order moments: for all $p \geq 1$ and all $(\ell_1, \dots, \ell_p) \in \mathbb{N}_+^p$, we define

$$\Psi_{f_*, p}^{\omega_*, \sigma_{\eta_*}^2}(\ell_1, \dots, \ell_p) := \mathbb{E} [f_*(\phi_0) f_*(\phi_{\ell_1}) \dots f_*(\phi_{\ell_1 + \dots + \ell_p})] . \quad (30)$$

As the finite dimensional distributions of $\{Y_k\}_{k \in \mathbb{N}_+}$ are the same and the $\{\varepsilon_k\}_{k \in \mathbb{N}_+}$ are independent centered Gaussian random variables (implying that with σ_ε^2 also all moments $\mathbb{E}\varepsilon_\ell^\ell$ are identifiable), we know that for all $p \geq 1$ and all $\ell_p \in \mathbb{N}_+^p$, $\Psi_{f, p}^{\omega, \sigma^2}(\ell_p) = \Psi_{f_*, p}^{\omega_*, \sigma_{\eta_*}^2}(\ell_p)$. Let further

$$\psi_\ell^{\omega_*, \sigma_{\eta_*}^2}(k) := \exp \left(ik\ell\omega_* - \frac{\sigma_{\eta_*}^2}{2} \ell k^2 \right) \quad (31)$$

be the characteristic function of a Gaussian random variable with mean $\ell\omega_*$ and variance $\ell\sigma_{\eta_*}^2$.

Write, for all $-\infty < k_1, \dots, k_p < \infty$,

$$\begin{aligned} d_{k_1, \dots, k_p}^* &:= c_{-(k_1 + \dots + k_p)}^* c_{k_1}^* \dots c_{k_p}^* \\ d_{k_1, \dots, k_p} &:= c_{-(k_1 + \dots + k_p)}(f) c_{k_1}(f) \dots c_{k_p}(f) . \end{aligned}$$

We know from 2) that $\sigma^2 = \sigma_{\eta^*}^2$ and $\omega = \omega_*$. Then for all $p \geq 1$ and all $\ell_p \in \mathbb{N}_+^p$, $\Psi_{f_*, p}^{\omega_*, \sigma_{\eta^*}^2}(\ell_p) = \Psi_{f, p}^{\omega_*, \sigma_{\eta^*}^2}(\ell_p)$ implies because of Lemma 6.3

$$\sum_{-\infty < k_1, \dots, k_p < \infty} \psi_{\ell_1}^{\omega_*, \sigma_{\eta^*}^2}(k_1 + \dots + k_p) \dots \psi_{\ell_p}^{\omega_*, \sigma_{\eta^*}^2}(k_p) \left(d_{k_1, \dots, k_p}^* - d_{k_1, \dots, k_p} \right) = 0.$$

Notice that, since $\{c_k^*\}_{k \geq 0}$ and $\{c_k\}_{k \geq 0}$ belong to $\ell_2(\mathbb{Z})$, the coefficients $d_{k_1, \dots, k_p}^* - d_{k_1, \dots, k_p}$, $k_1, \dots, k_p \in \mathbb{Z}$ are bounded. Therefore, by Lemma 6.5, for all $-\infty < k_1, \dots, k_p < \infty$, $d_{k_1, \dots, k_p}^* = d_{k_1, \dots, k_p}$. Due to (29) we can decompose any $k \in \mathbb{Z}$ as $k = ka_1\kappa_1 + \dots + ka_p\kappa_p$. Thus $d_{k_1, \dots, k_p}^* = d_{k_1, \dots, k_p}$ yields

$$c_{-k}^*(c_{\kappa_1}^*)^{a_1 k} \dots (c_{\kappa_p}^*)^{a_p k} = c_{-k}(f)(c_{\kappa_1}(f))^{a_1 k} \dots (c_{\kappa_p}(f))^{a_p k}.$$

Therefore,

$$c_{-k}(f) = c_{-k}^* \left[\frac{(c_{\kappa_1}^*)^{a_1} \dots (c_{\kappa_p}^*)^{a_p}}{(c_{\kappa_1}(f))^{a_1} \dots (c_{\kappa_p}(f))^{a_p}} \right]^k.$$

As, for all $1 \leq i \leq d$ $|c_{\kappa_i}(f)| = |c_{\kappa_i}^*| \neq 0$, there exists $\theta \in [0, 2\pi)$ such that

$$c_{-k}(f) = c_{-k}^* e^{-ik\theta}.$$

which completes the proof. \square

Proof of Theorem 2.2.

Let f_* be a non-constant oscillation pattern and

$$\nu(f_*) = \max \{j \in \mathbb{N}_+ \mid c_k(f_*) = 0 \ \forall k \neq j\mathbb{N}_+\}. \quad (32)$$

Note that $\nu(f_*) < \infty$ (otherwise f_* were constant). We now prove that $\nu(f_*) = \text{repl}(f_*)$. Since $c_k(f_*) = 0$ apart from $k = \ell \nu(f_*)$, with some $\ell \in \mathbb{Z}$, we obtain

$$\bar{f}_*(x) := f_* \left(\frac{x}{\nu(f_*)} \right) = \sum_{\ell \in \mathbb{Z}} c_{\ell \nu(f_*)}(f_*) e^{i(\ell \nu(f_*)) \frac{x}{\nu(f_*)}} = \sum_{\ell \in \mathbb{Z}} c_{\ell \nu(f_*)}(f_*) e^{i\ell x},$$

implying that \bar{f}_* is 2π -periodic and $\text{repl}(f_*) \geq \nu(f_*)$. The sequence $\{\kappa_i(\bar{f}_*)\}_{i \in \mathbb{N}_+}$ must be setwise coprime (if the sequence had a common factor m also $m \nu(f_*)$ would fulfill the above requirement and $\nu(f_*)$ were not the maximum).

Suppose now that f is another oscillation pattern and $\nu(f)$ and \bar{f} are defined as above. Then it follows from 2) above that there exists a γ with $\kappa_i(\bar{f}) = \gamma \kappa_i(\bar{f}_*)$ for all $i \in \mathbb{N}_+$. Since both sequences $\{\kappa_i(\bar{f}_*)\}_{i \in \mathbb{N}_+}$ and $\{\kappa_i(\bar{f})\}_{i \in \mathbb{N}_+}$ are setwise coprime it follows as in 2) that $\gamma = 1$. As in 4) we therefore obtain $\bar{f}(x - \theta) = \bar{f}_*(x)$ with some $\theta \in (0, 2\pi)$ and $f(x) = \bar{f}_*(\nu(f)x + \theta)$. In particular we have $\nu(f_*) = \text{repl}(f_*)$ and the basic cycle is unique.

Since $f_* \left(\frac{x}{\nu(f_*)} \right) = \bar{f}_*(x) = \bar{f}(x - \theta) = f \left(\frac{x - \theta}{\nu(f)} \right)$ we obtain from Theorem 2.1

$$\gamma = \frac{\nu(f)}{\nu(f_*)} = \frac{\text{repl}(f)}{\text{repl}(f_*)}. \quad \square$$

6.1 Technical Lemmata

The proof of the following results are not difficult and are therefore omitted.

Lemma 6.3. *Let $\Psi_{f_\star, p}^{\omega_\star, \sigma_{\eta^\star}^2}(\ell_1, \dots, \ell_p)$ and $\psi_\ell^{\omega_\star, \sigma_{\eta^\star}^2}$ be as in (30) and (31) respectively. Then for all $(\ell_1, \dots, \ell_p) \in \mathbb{N}_+^p$,*

$$\Psi_{f_\star, p}^{\omega_\star, \sigma_{\eta^\star}^2}(\ell_1, \dots, \ell_p) = \sum_{-\infty < k_1, \dots, k_p < \infty} c_{-(k_1 + \dots + k_p)}^\star c_{k_1}^\star \dots c_{k_p}^\star \psi_{\ell_1}^{\omega_\star, \sigma_{\eta^\star}^2}(k_1 + \dots + k_p) \dots \psi_{\ell_p}^{\omega_\star, \sigma_{\eta^\star}^2}(k_p). \quad (33)$$

Lemma 6.4. *Let $\{z_k\}_{k=-\infty}^\infty$ be complex numbers such that $\{z_k\}_{k=-\infty}^\infty \in \ell_\infty(\mathbb{Z})$. Then, for all $\ell \geq 1$, $\{\psi_\ell^{\omega_\star, \sigma_{\eta^\star}^2}(k)z_k\}_{k \in \mathbb{Z}} \in \ell_1(\mathbb{Z})$, where $\psi_\ell^{\omega_\star, \sigma_{\eta^\star}^2}$ is defined in (31). Assume that $\omega_\star \notin \pi\mathbb{Q}$. If for all $\ell \geq 1$,*

$$\sum_{-\infty < k < \infty} \psi_\ell^{\omega_\star, \sigma_{\eta^\star}^2}(k)z_k = 0,$$

then we have $z_k = 0$ for all $k \in \mathbb{Z}$.

The proof of Theorem 2.1 4) relies on the following lemma which is a corollary of Lemma 6.4.

Lemma 6.5. *Assume that $\omega_\star \notin \pi\mathbb{Q}$. Let $Z \in \ell_\infty(\mathbb{Z}^p)$ be a bounded complex sequence indexed by $(k_1, \dots, k_p) \in \mathbb{Z}^p$, $p \geq 1$, satisfying, for any $\ell_1, \dots, \ell_p \geq 1$,*

$$\sum_{-\infty < k_1, \dots, k_p < \infty} \psi_{\ell_1}^{\omega_\star, \sigma_{\eta^\star}^2}(k_1 + \dots + k_p) \dots \psi_{\ell_p}^{\omega_\star, \sigma_{\eta^\star}^2}(k_p) z_{k_1, \dots, k_p} = 0.$$

Then we have $z_{k_1, \dots, k_p} = 0$ for any k_1, \dots, k_p .

7 Appendix 2: The nonparametric EM-estimate

Proof of Proposition 3.1. Under the assumption that f is 2π periodic, it can be seen from (16) that $\sum_{t=1}^T \int \{y_t - a_t f(\phi_t \bmod 2\pi) - b_t\}^2 p_{f^{(m)}}(a_t, b_t, \phi_t | y_{1:t+\ell}) da_t db_t d\phi_t$ needs to be minimized with respect to $f(\phi)$. By using the density $p(a_t, b_t, \phi_t | y_{1:t+\ell})$ from (17) the above expression becomes

$$\begin{aligned} & \sum_{t=1}^T \sum_{i=1}^N \tilde{\omega}_t^i \int_0^{2\pi} \int \left(y_t - a_t f(\phi) - b_t \right)^2 \mathcal{N}\left(a_t, b_t | (\tilde{a}_t^i, \tilde{b}_t^i)^T, \tilde{\Sigma}_t^i\right) K_h((\phi - \phi_t^i) \bmod 2\pi) da_t db_t d\phi \\ & = \int_0^{2\pi} \sum_{t=1}^T \sum_{i=1}^N \tilde{\omega}_t^i \left(y_t^2 + (\tilde{S}_t^i)_{11} f(\phi)^2 + (\tilde{S}_t^i)_{22} - 2y_t \tilde{a}_t^i f(\phi) - 2y_t \tilde{b}_t^i + 2(\tilde{S}_t^i)_{12} f(\phi) \right) \\ & \quad \times K_h((\phi - \phi_t^i) \bmod 2\pi) d\phi. \end{aligned}$$

For fixed ϕ minimization with respect to $f(\phi)$ now yields

$$\tilde{f}^{(m+1)}(\phi) = \frac{\sum_{t=1}^T \sum_{i=1}^N \tilde{\omega}_t^i K_h((\phi - \phi_t^i) \bmod 2\pi) \{y_t \tilde{a}_t^i - (\tilde{S}_t^i)_{12}\}}{\sum_{t=1}^T \sum_{i=1}^N \tilde{\omega}_t^i K_h((\phi - \phi_t^i) \bmod 2\pi) (\tilde{S}_t^i)_{11}}.$$

i.e. the result. For the filter and the smoother the proofs are the same. \square

Acknowledgements: This research has been supported by the Deutsche Forschungsgemeinschaft under DA 187/15-1, through the Research Training Group RTG 1953 and by Heidelberg University under Frontier D.801000/08.023. It has been conducted as part of the project Labex MME-DII (ANR11-LBX-0023-01). The authors are very grateful to two anonymous referees for their helpful comments.

References

- Amblard, P. O., Brossier, J. M., and Moisan, E. (2003). Phase tracking: what do we gain from optimality? Particle filtering versus phase-locked loops. *Signal Processing* 83, 151-167.
- Blasius, B., Huppert, A., and Stone, L. (1999) Complex dynamics and phase synchronization in spatially extended ecological systems. *Nature* 399, 354-359.
- Chen, R.-R., Koetter, R., Madhow, U., and Agrawal, D. (2003) Joint noncoherent demodulation and decoding for the block fading channel: A practical framework for approaching Shannon capacity. In *IEEE Transactions on Communications* 51, 1676-1689.
- Clifford, G.D., Azuaje, F., and McSharry, P.E. (2006) *Advanced Methods and Tools for ECG Data Analysis*. Norwood: Artech House.
- Delyon, B., Lavielle, M., and Eric Moulines, E. (1999) Convergence of a stochastic approximation version of the EM algorithm. *Annals of Statistics* 27, 94–128.
- Dempster, A.P., Laird, N.M., and Rubin, D.B. (1977) Maximum Likelihood from Incomplete Data via the EM Algorithm. *Journal of the Royal Statistical Society, Series B* 39, 1-38.
- Douc, R., Cappé, O., and Moulines, E. (2005) Comparison of resampling schemes for particle filtering. In *Proceedings of the 4th International Symposium on Image and Signal Processing and Analysis*, 64-69.
- Douc, R., Moulines, E. and Stoffer, D.S. (2014) *Nonlinear time series: Theory, Methods and Applications with R Examples*. CRC Press.
- Doucet, A., Gordon, N.J., and Krishnamurthy, V. (1999) Particle Filters for State Estimation of Jump Markov Linear Systems. *IEEE Transactions on Signal Processing* 49, 613-624.
- Doucet, A., Godsill, S. and Andrieu, C. (2000a) On sequential Monte Carlo sampling methods for Bayesian filtering. *Stat. Comput.* 10, 197-208.
- Doucet, A., De Freitas, N., Murphy, K. and Russell, S. (2000b) Rao-Blackwellised particle filtering for dynamic Bayesian networks. In *Proceedings of the Sixteenth conference on uncertainty in artificial intelligence*, 176-183.
- Doucet, A., De Freitas, N., and Gordon, N. (ed.) (2001) *Sequential Monte Carlo Methods in Practice*, Springer Verlag, New York.
- Dubois, C. and Davy, M. (2007) Joint detection and tracking of time-varying harmonic components: a flexible Bayesian approach. *IEEE Trans. Audio, Speech, Language Process.* 15(4), 1283–1295.
- Dumont, T. and Le Corff, S. (2014) *Nonparametric regression on hidden Φ -mixing variables: identifiability and consistency of a pseudo-likelihood based estimation procedure*. arXiv:1209.0633.
- Engle, R.F., and Russell, J.R. (1998) Autoregressive conditional duration: A new model for irregularly spaced transaction data. *Econometrica* 66, 1127-1162.
- Fell, J., and Axmacher, N. (2011) The role of phase synchronization in memory processes. *Nat. Rev. Neurosci.* 12(2), 105-118.

- Fort, G., and Moulines, E. (2003) Convergence of the Monte Carlo expectation maximization for curved exponential families. *Annals of Statistics* 31 (4), 1220-1259.
- Godsill, S.J., Doucet, A., and West, M. (2004) Monte Carlo Smoothing for Nonlinear Time Series. *Journal of American Statistical Association* 99, 156-168.
- Gordon, N. J., Salmond, D. J., and Smith, A. F. (1993) Novel approach to nonlinear/non-Gaussian Bayesian state estimation. *IEE Proceedings F-Radar and Signal Processing* 140 (2), 107-113.
- Grossmann, A. , Kronland-Martinet, R., and Morlet, J. (1989) Reading and Understanding Continuous Wavelet Transforms. *Wavelets, Time-Frequency Methods and Phase Space*, ed. J.M. Combes, Springer Verlag, Berlin.
- Hannan, E.J. (1973) The Estimation of Frequency. *Journal of Applied Probability* 10, 513-519.
- Huang, N.E., Shen, Z., Long, S.R., Wu, M.L., Shih, H.H., Zheng, Q., Yen, N.C., Tung, C.C., and Liu, H.H. (1998) The empirical mode decomposition and Hilbert spectrum for nonlinear and nonstationary time series analysis. *Proc. Roy. Soc. London A* 454, 903-995.
- Hürzeler, M., and Künsch, H. (2001) Approximating and maximising the Likelihood for a General State-Space Model. *Sequential Monte Carlo Methods in Practice*, eds. A. Doucet, N. de Freitas and N. Gordon, New York: Springer.
- Kitagawa, G. (1996) Monte Carlo filter and smoother for non-Gaussian nonlinear state space models. *Journal of Computational and Graphical Statistics* 5(1), 1-25.
- Kneip, A. and Gasser, Th. (1992) Statistical Tools to Analyze Data Representing a Sample of Curves. *The Annals of Statistics* 20, 1266-1305.
- Kong, A., Liu, J., and Wong, W. (1994) Sequential imputation and Bayesian missing data problems. *Journal of American Statistical Association* 89, 278-288.
- Le Corff, S., and Fort, G. (2013) Online Expectation Maximization based algorithms for inference in hidden Markov models. *Electronic Journal of Statistics* 7, 763-792.
- Lepski, O.V., Mammen, E., and Spokoiny, V.G. (1997) Optimal spatial adaptation to inhomogeneous smoothness: an approach based on kernel estimates with variable bandwidth selectors. *The Annals of Statistics* 25, 929-947.
- Li, T.H. (2013) *Time Series with Mixed Spectra*, CRC Press.
- Lloyd, A.L., and May, R.M. (1999) Synchronicity, chaos and population cycles: spatial coherence in an uncertain world. *Trends in Ecology & Evolution* 14, 417-418.
- Myers, C.S. and L. R. Rabiner, L.R. (1981) A comparative study of several dynamic time-warping algorithms for connected word recognition. *The Bell System Technical Journal* 60, 1389-1409.
- Olsson, J., Cappe, O., Douc, R. and Moulines, E. (2008) Sequential Monte Carlo smoothing with application to parameter estimation in nonlinear state space models. *Bernoulli* 14, 155-179.
- Paraschakis, K. and Dahlhaus, R. (2012) Frequency and phase estimation in time series with quasi periodic components. *Journal of Time Series Analysis* 33, 13-31 .
- Pikovsky, A.S., Rosenblum, M.G., Osipov, G.V., and Kurths, J. (1997) Phase synchronization of chaotic oscillators by external driving. *Physica D* 104, 219-238.
- Pikovsky, A., Rosenblum, M., and Kurths, J. (2001), *Synchronization*. Cambridge University Press.
- Press, W.H., Teukolsky, S.A., Vetterling, W.T., and Flannery, B.P. (1992), *Numerical Recipes in C (2nd ed.)*. Cambridge University Press.
- Quinn, B.G. and Hannan, E.J. (2001) *The Estimation and Tracking of Frequency*. Cambridge University Press.
- Rosenblum, M.G., Pikovsky, A.S., and Kurths, J. (1996) Phase Synchronization of Chaotic Oscillators. *Physical Review Letters* 76, 1804-1807.

- Schuster, A. (1897) On lunar and solar periodicities of earthquakes. *Proc. Roy. Soc.* 61, 455-465.
- Shumway, R.H. and Stoffer, D.S. (1982) An approach to time series smoothing and forecasting using the EM algorithm. *J. Time Series Anal.* 3, 253-264.
- Shumway, R.H. and Stoffer, D.S. (2011) *Time Series Analysis and Its Applications: With R Examples (3rd ed)*. Springer Verlag, New York.
- Tanner, M.A. (1993) *Tools for Statistical Inference: Methods for the Exploration of Posterior Distributions and Likelihood Functions (2nd ed.)*. Springer Series in Statistics, New York.
- Tsakonas, E., Sidiropoulos, N. and Swami, A. (2008) Optimal particle filters for tracking a time-varying harmonic or chirp signal. *IEEE Trans. Signal Process.* 56(10), 4598-4610.
- Wang, K. and Gasser, Th. (1997) Alignment of curves by dynamic time warping. *Annals of Statistics*, 25, 1251-1276.
- Wei, G. C. G. and Tanner, M. A. (1990) A Monte Carlo implementation of the EM algorithm and the poor man's data augmentation algorithms. *Journal of the American Statistical Association* 85, 699-704.