

Hyperons in neutron star matter within relativistic mean-field models

M. Oertel,¹ C. Providência,² F. Gulminelli,³ and Ad. R. Raduta⁴

¹*LUTH, CNRS, Observatoire de Paris, Université Paris Diderot, 5 place Jules Janssen, 92195 Meudon, France*

²*Centro de Física Computacional, Department of Physics, University of Coimbra, P-3004-056 Coimbra, Portugal*

³*ENSICAEN, UMR6534, LPC, 14050 Caen Cédex, France*

⁴*IFIN-HH, Bucharest-Magurele, POB-MG6, Romania*

(Dated: February 6, 2018)

Since the discovery of neutron stars with masses around $2M_{\odot}$ the composition of matter in the central part of these massive stars has been intensively discussed. Within this paper we will (re)investigate the question of the appearance of hyperons. To that end we will perform an extensive parameter study within relativistic mean field models. We will show that it is possible to obtain high mass neutron stars (i) with a substantial amount of hyperons, (ii) radii of 12-13 km for the canonical mass of $1.4M_{\odot}$, and (iii) a spinodal instability at the onset of hyperons. The results depend strongly on the interaction in the hyperon-hyperon channels, on which only very little information is available from terrestrial experiments up to now.

PACS numbers: 26.60.-c 21.65.Mn, 64.10.+h,

Keywords:

I. INTRODUCTION

With the purpose of better understanding the dynamics of core-collapse supernova and the observed neutron star characteristics, a considerable theoretical effort has been undertaken in recent years concerning the modelization of the equation of state (EoS) of cold dense matter with some extensions to finite temperature.

If it is well admitted that hyperonic and deconfined quark matter could exist in the inner core of neutron stars, a complete understanding of its composition is far from being achieved. Concerning hyperons, simple energetic considerations suggest that they should be present at high density [1]. However, in the standard picture, the opening of hyperon degrees of freedom leads to a considerable softening of the EoS [1], which in turns leads to maximum neutron star masses smaller than the highest observed values [2, 3]. This puzzling situation could be circumvented by a very early deconfinement transition [4], or by the population of other baryonic states such as Δ -baryons pushing the hyperon onset to higher densities. The latter, however, only replaces the hyperon puzzle by a Δ puzzle [5] unless a phase transition to quark matter is simultaneously invoked.

Without calling upon such a transition, it has been shown that the observed neutron star masses simply imply that the hyperon-hyperon (YY) and hyperon-nucleon (YN) couplings must be much more repulsive at high density than presently assumed (e.g. [6–18]). The general agreement is, however, that the price to pay for this additional repulsion is a very low strangeness content of neutron stars [10]. In Ref. [19] it was shown, that at least in non-relativistic models, this is strongly parameter dependent and that neutron stars with a considerable amount of hyperons can exist.

Another argument put forward against hyperons is that the strong repulsion needed, has its implications in the purely nuclear part, too, leading to large radii for neutron stars, larger than those suggested for intermediate mass neutron star by recent observations [20]. In many models with hyperons com-

patible with the neutron star mass constraint, see e.g. [8, 10], indeed relatively high radii of about 14 km for a non-rotating spherical neutron star with the canonical mass of $1.4M_{\odot}$ are obtained. This can, however, not be a general argument since there are some examples with lower radii [7, 13, 15].

In addition, the generic presence of attractive and repulsive couplings suggests the existence, in a model-independent manner, of a phase transition involving strangeness. A detailed study of the phase diagram of dense baryonic matter was recently undertaken in Refs. [19, 21, 22] within a non-relativistic mean-field model based on phenomenological functionals. It was shown that under these assumptions first- and second- order phase transition exist, and are expected to be explored under the strangeness equilibrium condition characteristic of stellar matter. In Ref. [23] such a phase transition has been discussed for relativistic mean field models, but within a model with very strong YY attraction.

Here we are interested (a) in examining in which region of parameter space within RMF models a first order phase transition from purely nuclear to hyperonic matter could exist and if the existence of such a phase transition is compatible with experimental and observational data, (b) if it is possible to obtain high mass neutron stars with considerable amount of hyperons and (c) in finding additional support for hyperonic EoS with radii of 12-13 km for canonical $1.4M_{\odot}$ neutron stars and maximum masses in agreement with observations.

We will work at zero temperature throughout the whole paper. The paper is organized as follows. In Sec. II we discuss the model applied and the setup for the hyperonic interactions. We explain the procedure to detect thermodynamic instabilities in Sec. III. In Sec. IV A we present results for neutron star matter containing nucleons, electrons and Λ hyperons. We extent the discussion to the full baryonic octet in Sec. IV B and we close the paper by a summary of results in Sec. V.

II. THE MODEL

The literature on phenomenological RMF models including hyperons is large and many different versions exist (see e.g. [24]), including either non-linear couplings or density-dependent ones of baryons to the meson fields mediating the interaction. Let us stress at this point that, although they are generally called meson fields, these fields are purely phenomenological and only serve for describing the interaction without any relation with existing meson fields, except for the quantum numbers which give the names for the corresponding RMF meson fields. The Lagrangian of the model can be written in the following form

$$\begin{aligned}
\mathcal{L} = & \sum_{j \in \mathcal{B}} \bar{\psi}_j (i\gamma_\mu \partial^\mu - m_j + g_{\sigma j} \sigma + g_{\sigma^* j} \sigma^* \\
& + g_{\delta j} \vec{\delta} \cdot \vec{I}_j - g_{\omega j} \gamma_\mu \omega^\mu - g_{\phi j} \gamma_\mu \phi^\mu - g_{\rho j} \gamma_\mu \vec{\rho}^\mu \cdot \vec{I}_j) \psi_j \\
& + \frac{1}{2} (\partial_\mu \sigma \partial^\mu \sigma - m_\sigma^2 \sigma^2) - \frac{1}{3} g_2 \sigma^3 - \frac{1}{4} g_3 \sigma^4 \\
& + \frac{1}{2} (\partial_\mu \sigma^* \partial^\mu \sigma^* - m_{\sigma^*}^2 \sigma^{*2}) \\
& + \frac{1}{2} (\partial_\mu \vec{\delta} \partial^\mu \vec{\delta} - m_\delta^2 \vec{\delta}^2) \\
& - \frac{1}{4} W_{\mu\nu}^\dagger W^{\mu\nu} - \frac{1}{4} P_{\mu\nu}^\dagger P^{\mu\nu} - \frac{1}{4} \vec{R}_{\mu\nu}^\dagger \vec{R}^{\mu\nu} \\
& + \frac{1}{2} m_\omega^2 \omega_\mu \omega^\mu + \frac{1}{4} c_3 (\omega_\mu \omega^\mu)^2 \\
& + \frac{1}{2} m_\phi^2 \phi_\mu \phi^\mu + \frac{1}{2} m_\rho^2 \vec{\rho}_\mu \vec{\rho}^\mu, \quad (1)
\end{aligned}$$

where ψ_j denotes the field of baryon j , and $W_{\mu\nu}, P_{\mu\nu}, \vec{R}_{\mu\nu}$ are the vector meson field tensors of the form

$$V^{\mu\nu} = \partial^\mu V^\nu - \partial^\nu V^\mu. \quad (2)$$

σ, σ^* are scalar-isoscalar meson fields, coupling to all baryons (σ) and to strange baryons (σ^*), respectively. $\vec{\delta}$ induces a scalar-isovector coupling.

In the mean field approximation, the meson fields are replaced by their respective mean-field expectation values, which are given in uniform matter as

$$m_\sigma^2 \bar{\sigma} + g_2 \bar{\sigma}^2 + g_3 \bar{\sigma}^3 = \sum_{i \in \mathcal{B}} g_{\sigma i} n_i^s \quad (3)$$

$$m_{\sigma^*}^2 \bar{\sigma}^* = \sum_{i \in \mathcal{B}} g_{\sigma^* i} n_i^s \quad (4)$$

$$m_\delta^2 \bar{\delta} = \sum_{i \in \mathcal{B}} g_{\delta i} t_{3i} n_i^s \quad (5)$$

$$m_\omega^2 \bar{\omega} + c_3 \bar{\omega}^3 = \sum_{i \in \mathcal{B}} g_{\omega i} n_i \quad (6)$$

$$m_\phi^2 \bar{\phi} = \sum_{i \in \mathcal{B}} g_{\phi i} n_i \quad (7)$$

$$m_\rho^2 \bar{\rho} = \sum_{i \in \mathcal{B}} g_{\rho i} t_{3i} n_i, \quad (8)$$

where $\bar{\delta} = \langle \delta_3 \rangle$, $\bar{\rho} = \langle \rho_3^0 \rangle$, $\bar{\omega} = \langle \omega^0 \rangle$, $\bar{\phi} = \langle \phi^0 \rangle$, and t_{3i} represents the third component of isospin of baryon i with the

convention that $t_{3p} = 1/2$. The scalar density of baryon i is given by

$$n_i^s = \langle \bar{\psi}_i \psi_i \rangle = \frac{1}{\pi^2} \int_0^{k_{Fi}} k^2 \frac{M_i^*}{\sqrt{k^2 + M_i^{*2}}} dk, \quad (9)$$

and the number density by

$$n_i = \langle \bar{\psi}_i \gamma^0 \psi_i \rangle = \frac{1}{\pi^2} \int_0^{k_{Fi}} k^2 dk = \frac{k_{Fi}^3}{3\pi^2}. \quad (10)$$

The effective baryon mass M_i^* depends on the scalar mean fields as

$$M_i^* = M_i - g_{\sigma i} \bar{\sigma} - g_{\sigma^* i} \bar{\sigma}^* - g_{\delta i} t_{3i} \bar{\delta}, \quad (11)$$

and the effective chemical potentials, $(\mu_i^*)^2 = (M_i^*)^2 + k_{Fi}^2$, are related to the chemical potentials via

$$\mu_i^* = \mu_i - g_{\omega i} \bar{\omega} - g_{\rho i} t_{3i} \bar{\rho} - g_{\phi i} \bar{\phi} - \Sigma_0^R. \quad (12)$$

The rearrangement term

$$\begin{aligned}
\Sigma_0^R = & \sum_{j \in \mathcal{B}} \left(\frac{\partial g_{\omega j}}{\partial n_j} \bar{\omega} n_j + t_{3j} \frac{\partial g_{\rho j}}{\partial n_j} \bar{\rho} n_j + \frac{\partial g_{\phi j}}{\partial n_j} \bar{\phi} n_j \right. \\
& \left. - \frac{\partial g_{\sigma j}}{\partial n_j} \bar{\sigma} n_j^s - \frac{\partial g_{\sigma^* j}}{\partial n_j} \bar{\sigma}^* n_j^s - t_{3j} \frac{\partial g_{\delta j}}{\partial n_j} \bar{\delta} n_j^s \right). \quad (13)
\end{aligned}$$

is present in density dependent models to ensure thermodynamic consistency.

For the present study we will limit ourselves to two non-linear models, GM1 [25] and TM1-2 [26], and one density-dependent model, DDH δ [27, 28]. The two non-linear ones have been chosen among the large number of models since they are two widely used ones, with a very different strategy for determining the parameters: GM1 has been adjusted to nuclear saturation properties imposing a certain effective mass and incompressibility, whereas TM1 has been fitted to ground state properties of nuclei and at high densities to DBHF calculations. For the GM1 parametrization, $c_3 = 0$, and the δ -field is absent in GM1 and TM1-2. The density-dependent models assume $g_2 = g_3 = c_3 = 0$ (no non-linear terms) and the following density dependence of the couplings is used within DDH δ

$$g_i(n_B) = g_i(n_0) h_i(x), \quad x = n_B/n_0, \quad (14)$$

with n_0 denoting nuclear matter saturation density and

$$h_i(x) = a_i \frac{1 + b_i(x + d_i)^2}{1 + c_i(x + d_i)^2} \quad (15)$$

for all isoscalar couplings and

$$h_\rho(x) = a_i \exp[-b_i(x - 1)] - c_i(x - d_i). \quad (16)$$

for the isovector ones. The parameter values for GM1 can be found, e.g., in Ref. [29], Table III, for TM1-2 in Ref. [26], table I, and for the DDH δ model in Ref. [27], Table II. The EoS of homogeneous symmetric nuclear matter for parametrization TM1-2 is shown in Fig. 1 of Ref. [26]. It has the same

properties as TM1 [30] at and below saturation density, but it is stiffer at supra-saturation densities, still within the constraints imposed by heavy-ion flow [31]. However, within this parametrization the slope of the symmetry energy at saturation is very large, $L = 110$ MeV. Since the radius of compact stars is very sensitive to L [32–34], we will consider a modified version with $L = 55$ MeV [26], too, introducing a non-linear $\omega - \rho$ term as in Ref. [32]. The resulting properties of homogeneous symmetric nuclear matter are listed in Table I for all parametrizations employed within the present paper. In the same table we also include the value of the pressure of β -equilibrated cold neutron star matter at n_0 for reference. According to Ref. [35], where a microscopic neutron matter calculation in the framework of a chiral effective field theory together with available information on symmetric nuclear matter have been used to build the EoS of stellar matter, this value should lie in the range

$$1.8 \lesssim P(n_0) \lesssim 3.0 \text{ MeV/fm}^3. \quad (17)$$

This range of pressures is the result of a quite restrictive allowed region for the symmetry energy (29.7–33.5 MeV) and its slope L (32.4–57 MeV) at saturation.

	K	E_{sym}	n_0	B	L	$P(n_0)$
	[MeV]	[MeV]	[MeV]	[fm $^{-3}$]	[MeV]	[MeV/fm 3]
GM1	300	32.5	0.153	16.3	94	4.06
TM1-2	281	36.9	0.145	16.3	110/55	4.38/2.43
DDH δ	240	25.1	0.153	16.3	44	2.56

TABLE I: Nuclear matter properties of the models considered in this study for symmetric nuclear matter at saturation, except for the last column where the pressure of stellar matter at n_0 is given

A. Setup for the hyperonic interaction

The wealth of nuclear data allows to constrain the nuclear interaction parameters within reasonable ranges, whereas this is not the case for hyperons, where data are scarce. These leaves some freedom in adjusting the interaction parameters for the hyperonic sector.

Many recent works, see e.g. [10, 15, 29], use a procedure inspired by the symmetries of the baryon octet to express the individual isoscalar vector meson-baryon couplings in terms of $g_{\omega N}$ and a few additional parameters [36] as follows

$$\begin{aligned} \frac{g_{\omega\Lambda}}{g_{\omega N}} &= \frac{1 - \frac{2z}{\sqrt{3}}(1 - \alpha)\tan\theta}{1 - \frac{z}{\sqrt{3}}(1 - 4\alpha)\tan\theta}, & \frac{g_{\phi\Lambda}}{g_{\omega N}} &= -\frac{\tan\theta + \frac{2z}{\sqrt{3}}(1 - \alpha)}{1 - \frac{z}{\sqrt{3}}(1 - 4\alpha)\tan\theta}, \\ \frac{g_{\omega\Xi}}{g_{\omega N}} &= \frac{1 - \frac{z}{\sqrt{3}}(1 + 2\alpha)\tan\theta}{1 - \frac{z}{\sqrt{3}}(1 - 4\alpha)\tan\theta}, & \frac{g_{\phi\Xi}}{g_{\omega N}} &= -\frac{\tan\theta + \frac{z}{\sqrt{3}}(1 + 2\alpha)}{1 - \frac{z}{\sqrt{3}}(1 - 4\alpha)\tan\theta}, \\ \frac{g_{\omega\Sigma}}{g_{\omega N}} &= \frac{1 + \frac{2z}{\sqrt{3}}(1 - \alpha)\tan\theta}{1 - \frac{z}{\sqrt{3}}(1 - 4\alpha)\tan\theta}, & \frac{g_{\phi\Sigma}}{g_{\omega N}} &= \frac{-\tan\theta + \frac{2z}{\sqrt{3}}(1 - \alpha)}{1 - \frac{z}{\sqrt{3}}(1 - 4\alpha)\tan\theta}, \\ \frac{g_{\phi N}}{g_{\omega N}} &= -\frac{\tan\theta + \frac{z}{\sqrt{3}}(1 - 4\alpha)}{1 - \frac{z}{\sqrt{3}}(1 - 4\alpha)\tan\theta}. \end{aligned} \quad (18)$$

The parameter α thereby determines the ratio of symmetric coupling of the baryons to the vector meson octet (D -term) and the antisymmetric coupling (F -term), and g_1 and g_8 are the coupling constants for coupling of baryons to the vector meson singlet and octet, respectively. θ is the mixing angle of ω - and ϕ -mesons with the corresponding singlet and octet states, and $z = g_8/g_1$. As commonly assumed, in what follows, we will take $\tan\theta = 1/\sqrt{2}$, corresponding to ideal mixing and $\alpha = 1$. In the literature, it is mostly imposed $SU(6)$ -symmetry to fix the couplings, i.e. $z = 1/\sqrt{6}$, and only recent studies in view of the observation of high mass neutron stars have relaxed this assumption, for example [10, 14, 29].

In the isovector sector, not the same procedure is applied, since this would lead to contradictions with the observed nuclear symmetry energy. $g_{\rho N}$ is therefore left as a free parameter, adjusted to the desired value of the symmetry energy, and the remaining nonvanishing isovector vector couplings are all equal, the isospin symmetry being taken into account through the isospin operator t_{3i} , see Eq. (12),

$$g_{\rho\Lambda} = 0, \quad g_{\rho N} = g_{\rho\Xi} = g_{\rho\Sigma}. \quad (19)$$

For the scalar sector, in Ref. [13] a symmetry inspired procedure is discussed tested against the constraints imposed by hypernuclear data. Here we will use directly, as done e.g. in Refs. [10, 15], the information from hypernuclear data on hyperonic single-particle mean field potentials to constrain the coupling constants. The potential for particle j in k -particle matter is given by

$$U_j^{(k)}(n_k) = M_j^* - M_j + \mu_j - \mu_j^*. \quad (20)$$

Based on data on Λ -hypernuclei produced in (π^+, K^+) reactions, the presently accepted value of the Λ -potential in symmetric nuclear matter at saturation density, $U_\Lambda^{(N)}(n_0)$, is ≈ -30 MeV [37]. $U_\Xi^{(N)}(n_0)$ is attractive, too, with a value of ≈ -14 – -18 MeV, based on missing mass measurements in the (K^-, K^+) reaction on carbon [38]. The situation of $U_\Sigma^{(N)}(n_0)$ is ambiguous. On the one hand (π^-, K^+) reactions on medium-to-heavy nuclei point to a repulsive potential of up to 100 MeV [39]. On the other hand, the observation of a $\frac{4}{2}\text{He}$ bound state in a ${}^4\text{He}(K^-, \pi^-)$ reaction [40] pleads in favor of an attractive potential. Following the above procedure to fix the vector coupling constants, the couplings of hyperons to σ are then adjusted to reproduce the hyperon potentials in symmetric nuclear matter.

Very few multi-hyperon exotic nuclei data exist so far and all of them correspond to double- Λ light nuclei. Data on the bond energy can be reinterpreted in terms of the Λ potential in Λ matter at the average density of Λ inside those nuclei [41]. Mean-field calculations suggest that in light nuclei (from He to C) the average Λ density is close to one fifth of the saturation density [41, 42]. Therefore, we take as an indicative value for $U_\Lambda^{(\Lambda)}(n_0/5)$ the experimental value of ΔB_Λ^Λ . Data on ${}^{10}_{\Lambda\Lambda}\text{Be}$ and ${}^{13}_{\Lambda\Lambda}\text{B}$ then suggest $U_\Lambda^{(\Lambda)}(n_0/5) \approx -5$ MeV [43] while ${}^6_{\Lambda\Lambda}\text{He}$ data point toward a higher value of $U_\Lambda^{(\Lambda)}(n_0/5) \approx -0.67$ MeV [44, 45].

We will use here as a guideline that experimental data point towards $U_{\Lambda}^{(\Lambda)}(n_0/5) > -5$ MeV. For the other potentials it is often assumed that in isospin symmetric Ξ - and Σ -matter, $U_{\Xi}^{(\Xi)}(n_0) \approx 2U_{\Lambda}^{(\Lambda)}(n_0/2)$ and $U_{\Sigma}^{(\Sigma)}(n_0) \approx U_{\Lambda}^{(\Lambda)}(n_0/2)$ [46] based on theoretical estimates. In view of the only weakly attractive $\Lambda\Lambda$ -potential and the uncertainties on other hyperon-hyperon (YY) potentials, often σ^* is neglected (see e.g. [8, 10, 15]).

In a first step we will use the procedure described above and study the dependence of the results upon variations of the couplings to σ^* and z . The symmetry arguments in the isoscalar vector sector are, however, not very compelling. They are based on the naive quark model for hadrons in vacuum and it is known that this model is too simple. The interactions of the baryon octet in vacuum respect an approximate $SU(3)$ -flavor symmetry, but symmetry breaking effects are large. Since we are dealing here with an effective model for interacting particles in matter, without any input about symmetry breaking effects in dense matter, there is no reason to assume any flavor $SU(3)$ -symmetry for the effective interaction. In addition, the approach is inconsistent in the sense that symmetry constraints are imposed only for the isoscalar vector couplings with other prescriptions for the other channels, see also the discussion in Ref. [14] on this point. By the way, in the vector-isovector channel, a strict application of this procedure would lead to severe problems with the observed nuclear symmetry energy [10]. Therefore, in a second step, we will only keep the NY -potentials at some given value and vary the different coupling parameters freely.

III. THERMODYNAMIC INSTABILITIES

The existence of a first order phase transition can be spotted by analyzing the curvature of a thermodynamic potential in terms of extensive variables, indicating the presence of a spinodal instability related to the phase transition. The unstable region is thereby recognized by a negative curvature. This convexity analysis has been often employed, among others for the phase transition to hyperonic matter in Refs. [19, 21, 22] or for the neutron-proton system [47–49]. At zero temperature, the adequate thermodynamic potential is given by the total energy density, $\varepsilon(n_i)$, with as variables the number densities corresponding to good quantum numbers.

In the present case, assuming equilibrium with respect to strong and electromagnetic interaction, for purely baryonic matter the good quantum numbers are baryon number, strangeness and charge with densities n_B, n_S , and n_Q , respectively. Since we are interested in neutron star matter, we have to impose electrical charge neutrality and add leptonic degrees of freedom with lepton number as an additional degree of freedom. Due to the strict electrical neutrality condition, charge is no longer a good degree of freedom and the system remains three-dimensional [22, 50], see also Ref. [51], in terms of the number densities n_B, n_S and n_L [64]

Stability can now be checked by analyzing the eigen-values of the curvature matrix, $C_{ij} = \partial^2 \varepsilon(\{n_l\}_{l=\{i,j,k\}}) / \partial n_i \partial n_j$, where $i, j, k = B, S, L$. The number of negative eigenvalues

corresponds to the number of directions in density space, in which density fluctuations get spontaneously and exponentially amplified in order to achieve phase separation. In all our studies at most one negative eigenvalue has been found.

Muons could be included into the analysis, since they are a priori present in neutron star matter. Neglecting neutrino oscillations, they would add another dimension, corresponding to conserved muon lepton number. However, as leptons are treated as an ideal gas, they change the stability analysis only through the electrical charge neutrality constraint. Therefore, including muons in addition to electrons does not qualitatively change the results. The quantitative modifications are so small that we have decided to neglect muons for simplicity.

To explore the complete three-dimensional space n_B, n_S, n_L is a very demanding task. Since we are mainly interested in neutron star matter, we will restrict our investigation to the case of strangeness changing weak equilibrium, i.e. $\mu_S = 0$. In addition we will assume β -equilibrium. We will thereby consider that a neutron star older than several minutes is cold enough such that neutrinos can freely leave the system. This means that their chemical potential is zero, i.e. the chemical potentials associated with (electron) lepton number vanishes, $\mu_L = 0$.

Let us stress that, although we restrict the study to a line in the three-dimensional density space, the stability analysis remains three-dimensional: at every point on the $\mu_S = 0, \mu_L = 0$ -line, the curvature matrix tests fluctuations in three directions, meaning that we do not assume weak equilibrium to be maintained throughout the fluctuations, see Ref. [52], too.

IV. RESULTS AND DISCUSSION

The results presented below assume $U_{\Lambda}^{(N)}(n_0) = -28$ MeV, $U_{\Xi}^{(N)}(n_0) = -18$ MeV, and $U_{\Sigma}^{(N)}(n_0) = 30$ MeV unless otherwise stated. To study the parameter dependence, we will vary the different coupling constants keeping the nuclear matter properties of the different models constant.

A. Nuclear matter with Λ -hyperons

1. Stability analysis

We will start the discussion with the simple case of nuclear matter with Λ -hyperons. Although not completely realistic, it is instructive since it allows to see trends in the parameter dependence. As mentioned earlier, in a first step we will follow the procedure proposed in Ref. [10] to vary the coupling constants, see Section II A for details. The values of the isoscalar vector couplings are then determined by the value of the parameter z and the couplings to σ are obtained from the hyperon potentials in nuclear matter. We will thereby vary z between $z = 0$ and $z = 1/\sqrt{6}$, the $SU(6)$ value, since for higher values of z it becomes more and more difficult to obtain neutron star maximum masses in agreement with observations, see Ref. [10] and Section IV A 2.

In Fig. 1 the minimal eigenvalue of the curvature matrix, c_{min} , is displayed as a function of baryon density for neutron star matter within GM1 and DDH δ -models, varying z and $g_{\sigma^*\Lambda}$. The kink in the curves indicates the respective threshold density for the onset of Λ -hyperons. The lower value of $g_{\sigma^*\Lambda}$ has thereby been chosen such that the value $U_{\Lambda}^{(\Lambda)}(n_0/5) = -5$ MeV is reproduced, which corresponds to the strongest attraction compatible with present experimental data [65]. Although, after the onset of Λ -hyperons, c_{min} decreases with increasing z , no instability is found in this case. Upon increasing $g_{\sigma^*\Lambda}$, c_{min} further decreases and for $g_{\sigma^*\Lambda} > g_{crit}$ a first order phase transition in neutron star matter can be observed.

At the same time, increasing the value of $g_{\sigma^*\Lambda}$ renders the $\Lambda\Lambda$ interaction more attractive at low densities. The values of $U_{\Lambda}^{(\Lambda)}(n_0/5)$ are given for $g_{\sigma^*\Lambda} = g_{crit}$ in Table II for comparison and the respective density dependence is shown in Fig. 2. The present results suggest that a first order phase transition to $np\Lambda$ matter can occur in RMF models, too. The price to pay is a very strong Λ - Λ -attraction, which is in contradiction with the actual experimental information. In the following we use the definition $R_{\sigma^*i} = g_{\sigma^*i}/g_{\sigma N}$.

Model	$R_{\sigma^*\Lambda}$	z	M_{max} [M_{\odot}]	$R_{1.4}$ [km]	R_{max} [km]	$U_{\Lambda}^{(\Lambda)}(n_0/5)$ [MeV]
GM1, Y1	0.45	0.41	1.99	13.8	12.0	-5
Λ 1	0.98	0.41	1.70	13.8	11.1	-22
Y2	0.2	0.2	2.22	13.8	12.0	-5
Λ 2	1.02	0.2	2.03	13.8	11.2	-28
Y3	0	0.	2.32	13.8	12.0	-7 ^a
Λ 3	1.08	0.	2.22	13.8	11.5	-34
DDH δ , Y1	0.61	0.41	1.71	12.7	10.4	-5
Λ 1	1.07	0.41	1.58	10.5	9.0	-34
Y2	0.5	0.2	1.93	12.7	10.8	-5
Λ 2	1.08	0.2	1.83	12.7	9.8	-39
Y3	0.4	0.	2.06	12.7	11.1	-5
Λ 3	1.1	0.	1.99	12.7	10.5	-44

^aThis value is the highest one which can be obtained within the model and the given parameter set.

TABLE II: Summary of results respecting the symmetry arguments for the isoscalar vector couplings allowing for Λ hyperons as the only hyperons. $R_{1.4}$ denotes the radius of a non-rotating star with $M = 1.4M_{\odot}$ and R_{max} is the radius at maximum mass. The values of $R_{\sigma^*\Lambda}$ for models Λn thereby correspond to the critical values of these coupling constants for the onset of an instability in the Λ -channel, and models denoted as Yn do not present any instability.

Relaxing the symmetry conditions, see Eq. (18), for the variation of the isoscalar vector coupling constants leads to essentially the same conclusion on the stability of neutron star matter with Λ -hyperons: An instability shows up for strongly attractive $\Lambda\Lambda$ interactions. The value of $U_{\Lambda}^{(\Lambda)}(n_0/5)$ for which the instability sets in depends only very weakly on the values of the isoscalar vector couplings and is $U_{\Lambda}^{(\Lambda)}(n_0/5) \approx -40$ MeV within the DDH δ -model and $U_{\Lambda}^{(\Lambda)}(n_0/5) \approx -30$ MeV within GM1.

It is interesting to observe that these results are very different from what is obtained in the non-relativistic framework

[19]. In that study the parameter space associated to an instability is very large and includes the present hypernuclear experimental constraints. Within the present models, we arrive to the opposite conclusion. We cannot exclude that the different functional forms associated to the energy density in the relativistic and non-relativistic framework might be at the origin of this discrepancy, since it has been observed in the past that non-relativistic functionals often present unphysical instabilities [53]. An alternative explanation might be the qualitatively different behavior of the hyperon-hyperon potentials, which in both approaches are fully phenomenological. In particular the minimum of those potentials is systematically occurring below saturation density in the Skyrme functionals [19] for the considered stiffness coefficients, while in the RMF models we have analyzed, it systematically occurs above saturation. In particular, in RMF models the scalar fields saturate at large densities. The role of the scalar isoscalar meson, and scalar densities on the properties of RMF models has been discussed several times in the past, see [54, 55].

Since the instability at high baryonic density seems to be strongly correlated with the NY and YY potentials at low hyperonic densities, there is hope that upon confronting the different functional forms to new more extensive experimental hypernuclear data to solve the ambiguity. This perspective is left for future work.

2. Neutron star masses and radii

In order to obtain neutron star masses and radii we solve the TOV equations [56] for hydrostatic equilibrium of a non-rotating (spherical) star in general relativity with the different equations of state (EoS). The different EoS have been supplemented at low densities with the crust EoS from Baym, Pethick and Sutherland [57]. The results for the mass-radius relation are displayed in Fig. 3 for GM1 (left) and DDH δ (right) following the symmetry inspired procedure. The two values of $g_{\sigma^*\Lambda}$ for each value of z thereby correspond to the cases discussed above: the one leading to the canonical value of $U_{\Lambda}^{(\Lambda)}(n_0/5) = -5$ MeV and the one corresponding to the critical value for the onset of an instability. Qualitatively the results look very similar in both models.

Concerning the maximum mass associated with the different EoS, it is obvious that decreasing z , the maximum mass increases. This finding is not new, see Ref. [10], and is explained by the fact that a smaller z leads to an interaction with stronger repulsion at high densities. Similarly, increasing $g_{\sigma^*\Lambda}$ renders the interaction more attractive and lowers therefore the maximum mass. In both models, maximum masses compatible with the recent observations of neutron stars with masses of 1.97 ± 0.04 [2] and 2.01 ± 0.04 [3] can be obtained. The effect of a nonzero coupling to σ^* is to reduce the allowed parameter range in z and smaller values of z are required to obtain a high enough maximum mass. The weak attraction suggested by experimental data still allows for a wide range in z , whereas the strong attraction leading to an instability reduces the allowed range in z considerably.

The latter conclusion can be softened relaxing the sym-

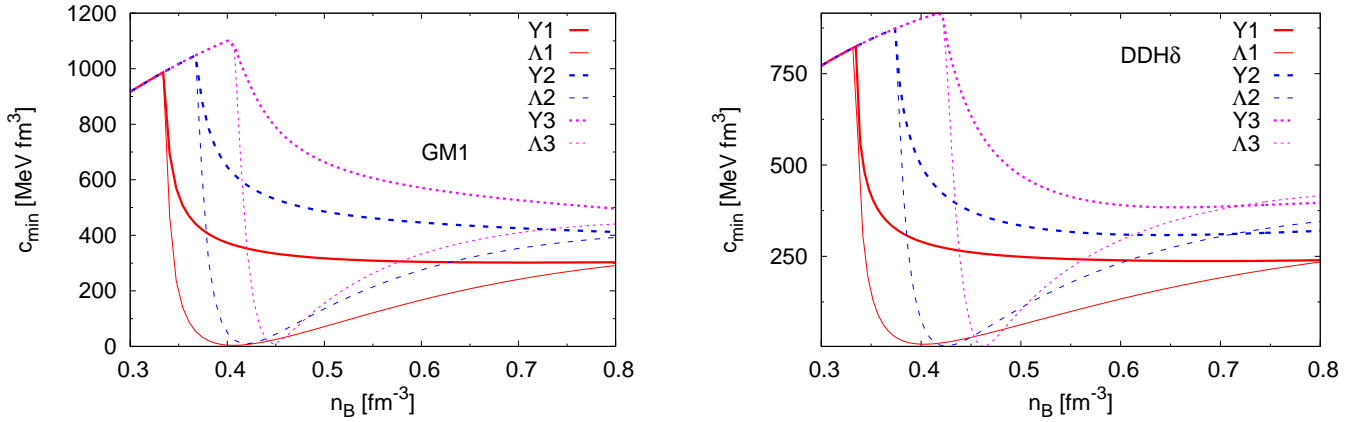


FIG. 1: Smallest eigenvalue of the curvature matrix of the energy density as a function of baryon number density for neutron star matter with $R_{\sigma^*i} = g_{\sigma^*i}/g_{\sigma N}$. The GM1 and DDH δ parameter sets have been employed. Only Λ hyperons are considered. To test the parameter dependence we have respected the symmetry constraints in the isoscalar vector sector, see Eq. (18). The couplings to σ are adjusted to the hyperon potentials in nuclear matter and the σ^* are varied, see Section II A for more details.

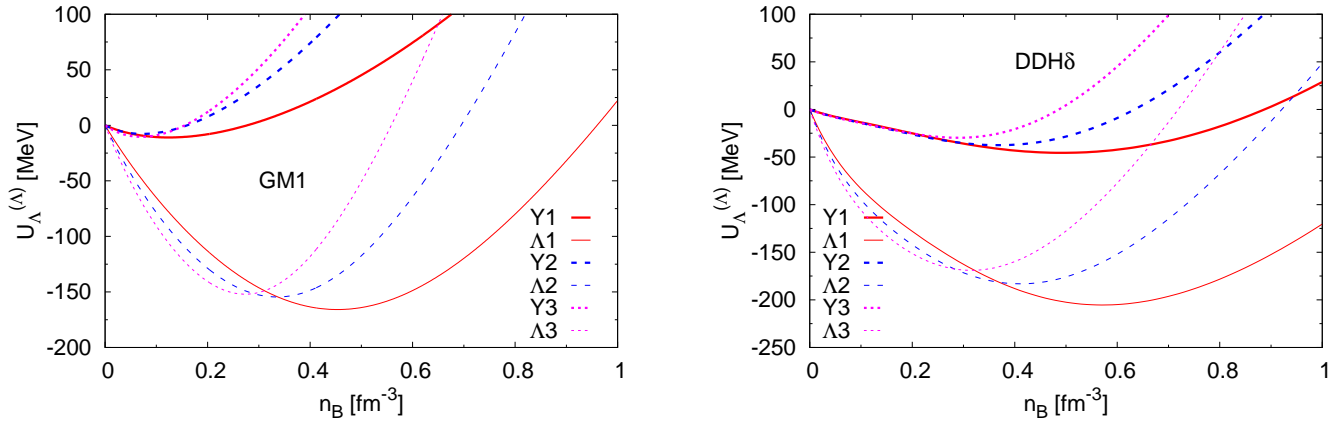


FIG. 2: The Λ single particle potential in Λ -matter as function of baryon density. The GM1 (left) and DDH δ (right) parameter sets have been employed. The setup is the same as in Fig. 1.

metry constrained on the isoscalar vector couplings, see Sec. IV B where several examples are shown with acceptable neutron star masses and at the same time to the onset of an instability.

It has been claimed that the strong repulsion needed within RMF models as well in the hyperonic sector as for the purely nuclear part to obtain neutron stars compatible with recent mass measurements and containing hyperons would lead always to very large radii and that there would be a tension with recent radius determinations, see for instance [58]. Let us stress at this point that the radius determinations are difficult and that they are presently far from being as reliable as the mass observations from Refs. [2, 3]. The main problem is that the extraction of radii from observations is much more model-dependent than the above mentioned mass determinations, see e.g. Ref. [59], where a reanalysis gives a radius

of $9.0_{-4}^{+2.9}$ km instead of $6.6_{-1.1}^{+1.2}$ km [58] for the same object, a neutron star in NGC6397. A summary and discussion of different observational radius determinations can be found in Ref. [20]. In addition, for a rotating star due to its deformation there is no unambiguous relation between the observed quantity and the radii determined theoretically. On the theoretical side, due to the matching between a core and a crust EoS, not necessarily obtained within the same model, the calculated radii are subject to uncertainties of the order of several percent, too [60, 61]. However, much observational effort is put into neutron star radii and further constraints are to be expected. Thus, it is interesting to investigate the radius range neutron stars with hyperons can have.

The first remark to be made, looking on the radii in Fig. 3, is that the central density exceeds the threshold for the onset of Λ -hyperons only for neutrons stars with $M \gtrsim 1.5M_{\odot}$ (GM1)

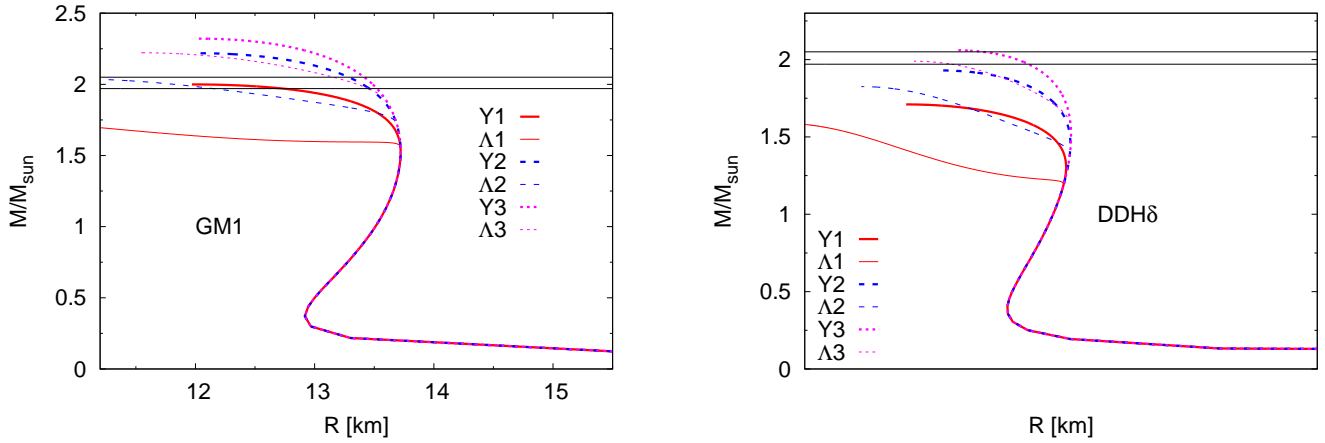


FIG. 3: Mass-radius relation for non-rotating spherical neutron stars. The GM1 (left) and DDH δ (right) parameter sets have been employed. The setup is the same as in Fig. 1. The two horizontal lines indicate the mass of PSR J0348+0432, $2.01 \pm 0.04 M_{\odot}$.

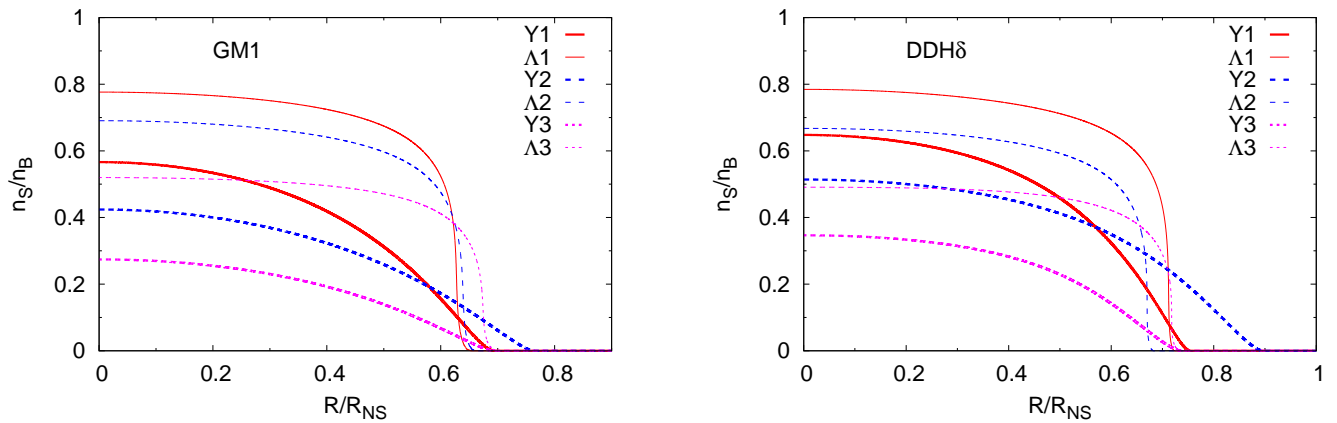


FIG. 4: The ratio of strangeness density ($= n_{\Lambda}$ for the present case) to baryon number density, $Y_s = n_s/n_B$ as a function of radius, normalized to the star's radius, for the respective maximum mass configuration of a spherical star. The GM1 (left) and DDH δ (right) parameter sets have been employed. The setup is the same as in Fig. 1.

and $M \gtrsim 1.4 M_{\odot}$ (DDH δ), respectively. Thus the radius at the canonical mass of $M = 1.4 M_{\odot}$ is almost exclusively determined by the nuclear part of the EoS, i.e. the nuclear interaction. The finding that the radius (see table II for a summary of the different values) for $M = 1.4 M_{\odot}$ is significantly higher in GM1 than in DDH δ is consistent with it being dominated by the nuclear interaction and shows again the strong impact of the incompressibility and the symmetry energy a_{sym} and its slope L , see table I, which are considerably lower in DDH δ than in GM1. It is, however, not true that hyperons cannot be added to nuclear models with low incompressibility or symmetry energy and slope without violating the neutron star maximum mass constraint, see the examples in DDH δ in Fig. 3, see Table II. We will further discuss this point in Section IV B upon including the full baryonic octet.

3. Strangeness content of neutron star matter

Does the stiffening of the EoS necessary to obtain maximum masses of at least $\sim 2 M_{\odot}$ reduce the hyperon content of neutron star matter finally excluding hyperons from neutron stars? The general recipe to increase the maximum mass is clear: add additional short range repulsion. If this is done mainly in the hyperon sector, then the strangeness content will be reduced. This is what happens upon decreasing z . In Fig. 4 we display the ratio of strangeness density with respect to baryon number density in GM1 (left panel) and DDH δ (right panel) as function of radius for the maximum mass configurations obtained earlier.

The general trend confirms the findings of Ref. [10], decreasing z decreases the hyperon content of neutron star matter. There is, however, a point to add. The hyperon content, as can be seen from Fig. 4 is very sensitive to the attraction

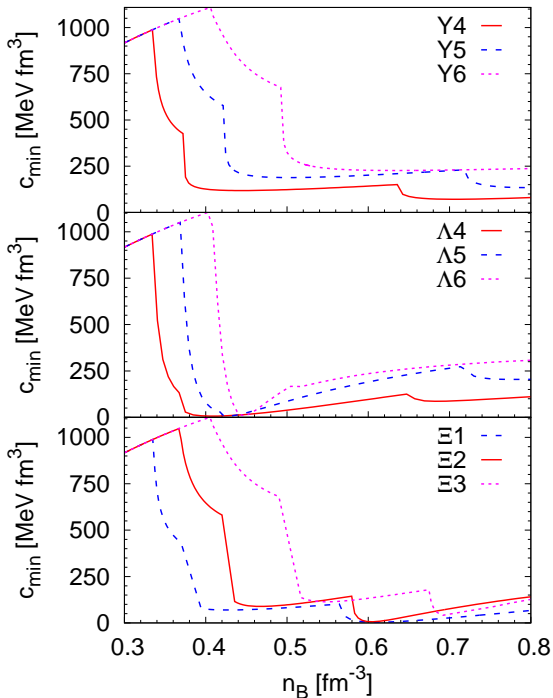


FIG. 5: Smallest eigenvalue of the curvature matrix of the energy density as a function of baryon number density for neutron star matter in GM1 for different parameter sets including the full baryonic octet. Top: parameter sets not showing any instability, middle: instability driven by the onset of Λ , bottom: instability driven by the onset of Ξ . Parameters and neutron star properties are given in Table III.

furnished by a coupling to σ^* . Of course, adding attraction reduces again the maximum mass such that the general trend is not modified: a higher maximum mass means globally less hyperons. But the absolute value of the hyperon content is strongly model dependent. And, as can be seen from the examples in Fig. 4 present observations are far from excluding hyperons from neutron stars.

B. Including the full octet

In the previous section, only Λ -hyperons have been considered. Although Λ -hyperons are the first to appear in neutron star matter for most interactions (in particular for models with a repulsive Σ^- potential in symmetric nuclear matter) and are in general the most abundant hyperons, this is of course not completely realistic. Therefore, we will now repeat the same analysis, but allowing a priori all particles of the baryon octet to have a nonzero density. In the following subsections we will first perform a stability analysis, and then look at neutron star properties.

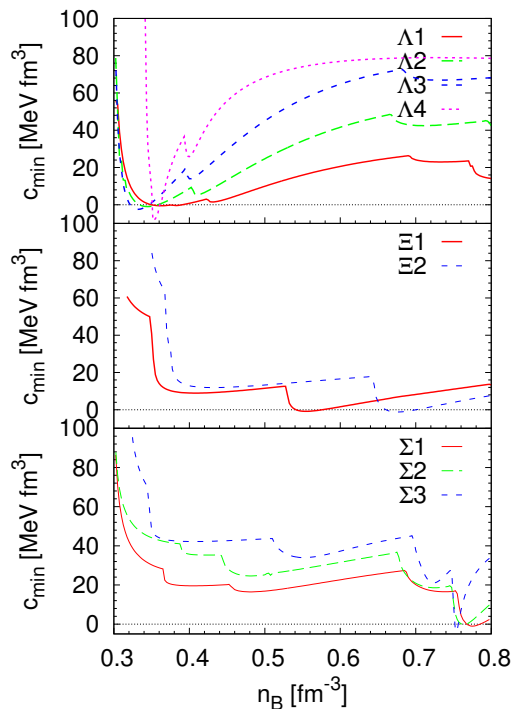


FIG. 6: Smallest eigenvalue of the curvature matrix of the energy density as a function of baryon number density for neutron star matter in TM1-2 for different parameter sets including the full baryonic octet. Top: parameter sets with an instability driven by the onset of Λ , middle: instability driven by the onset of Ξ , bottom: instability driven by the onset of Σ . Parameters and neutron star properties are given in Table IV.

1. Stability analysis

As in Sec. IV A 1 we are interested here in sets of couplings describing stellar matter with an instability at the onset of hyperons. For a given choice of the isoscalar vector meson couplings $g_{\phi i}$ and/or $g_{\omega i}$ and fixing the couplings to σ by the values of the hyperon potentials in nuclear matter, the only remaining parameters are the couplings to σ^* . The isovector vector couplings are kept fixed by isospin symmetry.

In Table III for GM1 and Table IV for TM1-2 and DDH δ we adopt the following convention: if no instability is present the model is identified with Yn ; the sets identified with Λn , all lead to an instability at the onset of Λ ; the sets identified with Ξn and Σn originate an instability driven by the onset of the Ξ or the Σ isovector multiplet.

Let us start with the results respecting the symmetry constraints of Eqs. 18. We will show only results obtained using GM1 here for two reasons. First, as discussed in Sec. IV A qualitatively the results are similar for different models. Secondly, as shown in Sec. IV A 2, for the models including only the Λ -hyperon, the parameter space for obtaining high enough neutron star masses is very reduced within DDH δ upon applying the symmetry constraints to the isoscalar vector couplings. The allowed parameter space becomes even smaller if the full octet is considered and the results do not give us any new in-

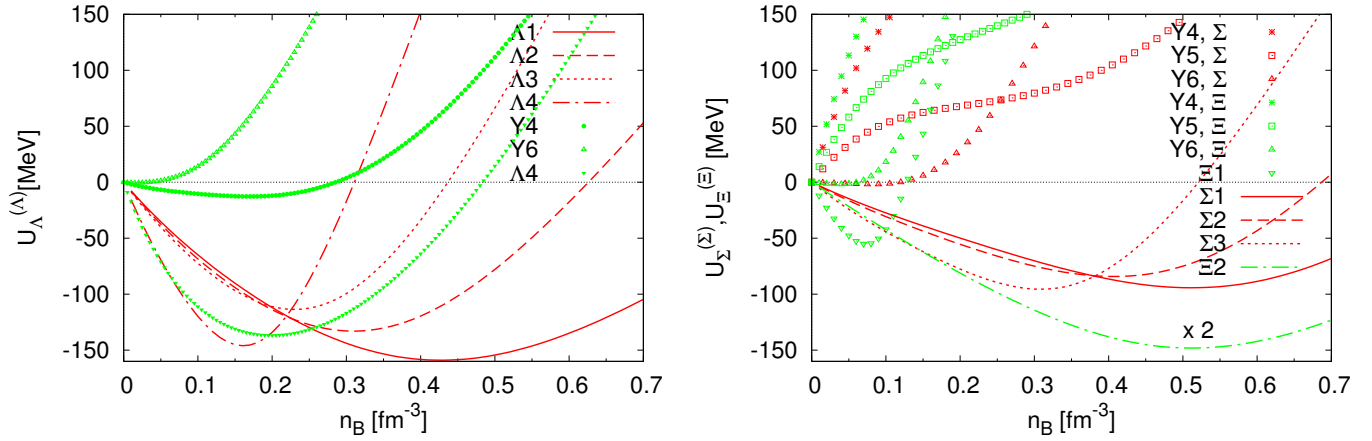


FIG. 7: The Y -potential in isospin symmetric Y -matter, for the Λ (left) and Σ and Ξ (right) hyperons, and for TM1-2 (lines) and DDH δ (symbols) as a function of baryon number density for a selection of parameter sets in Table IV. The results for model $\Xi 2$ should be considered multiplied by a factor of 2.

Model	$R_{\sigma^*\Lambda}$	$R_{\sigma^*\Xi}$	$R_{\sigma^*\Sigma}$	z	M_{max} [M_\odot]	$R_{1.4}$ [km]	R_{max} [km]	$\epsilon^{(c)}$ [MeV fm $^{-3}$]	$n_B^{(c)}$ [fm $^{-3}$]	$Y_S^{(c)}$	f_S	$U_\Lambda^{(\Lambda)}(n_0/5)$ [MeV]	$U_\Xi^{(\Xi)}(n_0/5)$ [MeV]	$U_\Sigma^{(\Sigma)}(n_0/5)$ [MeV]
GM1														
Y4	0.45	1.16	0	0.41	1.79	13.8	13.0	825.8	0.73	0.70	0.04	-5	-10	14
$\Lambda 4$	0.91	1.16	0	0.41	1.59	13.8	13.6	598.3	0.56	0.59	0.006	-19	-10	14
$\Xi 1$	0.45	1.35	0	0.41	1.71	13.8	13.4	737.1	0.67	0.75	0.02	-5	-21	14
Y5	0.20	0.87	0	0.2	2.12	13.8	12.3	1040	0.85	0.71	0.07	-5	-10	14
$\Lambda 5$	1.0	0.87	0	0.2	1.94	13.8	11.0	491.1	1.08	0.93	0.20	-27	-10	14
$\Xi 2$	0.20	1.26	0	0.2	1.98	13.8	13.1	806.9	0.71	0.84	0.03	-5	-29	14
Y6	0	0.55	0	0	2.29	13.8	12.1	1075	0.85	0.46	0.04	-7	-10	13
$\Lambda 6$	1.08	0.55	0	0	2.19	13.8	11.7	1139	0.90	0.64	0.12	-34	-10	13
$\Xi 3$	0	1.13	0	0	2.24	13.8	12.4	1004	0.82	0.76	0.05	-7	-33	13

TABLE III: Summary of results using the symmetry arguments in the isoscalar vector sector, meaning that the isovector couplings are fixed by the value of z and the relation in Eqs. 18. The parametrization GM1 has been employed. The parameters are indicated in column 2-5. The values of $R_{\sigma^*\Lambda}$ and $R_{\sigma^*\Xi}$ for models Λn and Ξn thereby correspond to the critical values of these coupling constants for the onset of an instability, in the Λ and Ξ -channel, respectively. The central energy density, baryon number density and strangeness fraction $Y_S = n_S/n_B$ are given for the maximum mass configuration. f_S represents the integral of the strangeness fraction $Y_S/3$ over the whole star for the maximum mass configuration as in Ref. [10].

sight with respect to those with GM1 presented here.

In Fig. 5 we show the minimal eigenvalue of the curvature matrix, c_{min} , as function of baryon number density in neutron star matter for different choices of the couplings to σ^* and z within GM1. The choice of couplings in the upper panel corresponds to those giving $U_\Lambda^{(\Lambda)}(n_0/5) = -5$ MeV and $U_\Xi^{(\Xi)}(n_0/5) = -10$ MeV. Since only Λ , Ξ^- , and Ξ^0 -hyperons appear in neutron star matter with the employed parameter set, only the couplings associated to these hyperons are given. The Σ -hyperons, mainly due to the assumed strongly repulsive ΣN interaction, appear only well above $n_B = 1$ fm $^{-3}$ beyond the central density of the neutron stars with the highest mass. In the curves successive thresholds, leading to kinks in c_{min} , can be observed. They correspond to the onset of Λ , Ξ^- , and Ξ^0 -hyperons, respectively.

For the above choice of parameters, the system is perfectly stable. However, we have seen before for the case of nuclear

matter with Λ -hyperons, see Fig. 1, that increasing g_{σ^*i} decreases the minimal eigenvalue of the curvature matrix leading finally to an instability. This can again be observed here. In the middle and bottom panels, results are displayed with the smallest value of $g_{\sigma^*\Lambda}$ and $g_{\sigma^*\Xi}$, respectively, leading to an instability for a given choice of the other couplings. As can be seen in the bottom panel, within GM1, for the critical value of $g_{\sigma^*\Xi}$, the system is not driven into an instability when the Ξ^- sets in, but the instability arises rather at the Ξ^0 -threshold. In addition, although the Λ is the first hyperon to appear, after the onset of Ξ^- , the number of Λ hyperons remains almost constant with increasing density and starts even to decrease with the onset of Ξ^0 due to the large attraction that Ξ^- and Ξ^0 feel induced by the large coupling to σ^* . Changing the isovector channel by choosing a smaller symmetry energy slope would move the instability to larger densities, because a smaller L disfavors the onset of neutral hyperons [26]. We will discuss this statement in a more quantitative way within

two versions of TM1-2 below.

The critical values for $g_{\sigma^*\Lambda}$ leading to an instability are slightly lower than those obtained in Sec. IV A 1 for n, p, Λ, e -matter, except for the $z = 0$ case. On a first sight this might be surprising since at densities below the Ξ^- -threshold, the results should be exactly the same. The reason is that actually the instability is here not caused by the onset of Λ -hyperons, but Ξ^- -hyperons. The threshold densities are very close and the two distinct thresholds are hardly distinguishable looking at c_{min} . A closer inspection of the data shows that the minimal value of c_{min} lies at densities above the Ξ^- -threshold, see Fig. 9, too, where the number fractions are shown for the different species.

Not astonishingly, we are able to find an instability in other models, too. In Fig. 6 several examples of parameter sets leading to an instability within TM1-2 and DDH δ are shown. The $g_{\sigma Y}$ couplings are adjusted to the hyperon potentials in nuclear matter as before. Again, the values of g_{σ^*i} correspond to the limiting values for the onset of an instability, as seen from the behavior of c_{min} . No symmetry constraints have been imposed on the isoscalar vector couplings. All parameter values are listed in Table IV.

The sets in Table IV identified with Λn , Ξn or Σn , displayed in Fig. 6 on the top, middle and bottom panels, respectively, all lead to an instability at the onset of Λ , Ξ or Σ hyperons. A Ξ -driven instability is possible for strong $g_{\sigma^*\Xi}$ and weak $g_{\sigma^*\Lambda}$ couplings. A Σ -driven instability requires a strong $g_{\sigma^*\Sigma}$ coupling. Just as with GM1, a Ξ or Σ driven instability was only obtained after all members of the multiplet set in. It should be pointed out that, although the Σ driven instability occurs at a quite high density, it still occurs within the range of densities inside a neutron star, see Secs. IV B 2 and IV B 3. A less repulsive $U_{\Sigma}^{(N)}$ would allow for an instability at lower densities. In the same way a less attractive $U_{\Xi}^{(N)}$ would remove the onset of the Ξ inside a neutron star.

Let us mention that, in contrast to GM1, neutron star matter contains Σ -hyperons for some sets in Table IV with $U_{\Sigma}^{(N)} = 30$ MeV and more than three thresholds can be observed within the range of densities relevant for neutron stars. We will discuss the composition in detail in Sec. IV B 3.

Of course, the YY -interaction is very sensitive to the couplings to σ^* . Remember that originally the σ^* has been introduced to allow for very attractive YY -interactions in view of experimental results for double- Λ hypernuclei at the epoch in Ref. [46]. A strong attraction in the $\Lambda\Lambda$ -channel was indeed found in Sec. IV A 1 for the values of $g_{\sigma^*\Lambda}$ leading to an instability. The same is true here, as seen for the $\Xi\Xi$ -potentials and the $\Sigma\Sigma$ -potentials, shown in Fig. 7, right hand side, and the $\Lambda\Lambda$ -potential displayed in Fig. 7, left panel, for different examples in TM1-2 and DDH δ . The corresponding values at $n_0/5$ are listed in Table IV. It is obvious that the attraction needed in the $\Lambda\Lambda$ -channel to obtain an instability is much higher for all examples shown than the values suggested by experimental data. Even if we neglect the Nagara event and only consider the earlier data (see e.g. [46] for a discussion) resulting in a stronger attraction in this channel, the coupling strength needed for the onset of an instability is far off.

In the $\Xi\Xi$ -channel and the $\Sigma\Sigma$ -channel the situation is less evident because there is no experimental information available in these channels. Current information, based on theoretical arguments for the baryon octet in vacuum and corresponding meson exchange models, is clearly not sufficient to pin down the amount of attraction for the YY interaction in dense matter. Since the coupling to σ^* is determined mainly via the YY -interaction, more data, in particular, on other hyperons than Λ -hyperons would be very welcome to be able to judge whether the different chosen values are pertinent or not.

2. Neutron star masses and radii

In Sec. IV A 2 we have presented results for neutron star masses and radii with matter containing neutrons, protons, Λ -hyperons and electrons. The conclusions were that, within this restricted setup, firstly the observed neutron star masses can not be used to exclude the existence of a first order phase transition to hyperonic matter in RMF models. Secondly, the radii for intermediate mass neutron stars are most sensitive to the properties of the nuclear interaction and, in contrast to previous claims, it is possible to obtain masses in agreement with recent observations for models containing a substantial amount of Λ -hyperons, using a nuclear interaction with low L leading to relatively small radii of the order 12-13 km at intermediate masses.

Within this section we would like to investigate whether these conclusions remain true about including the full baryonic octet. From the simple argument that new degrees of freedom soften the equation of state we would expect the mass constraint to become more difficult to fulfill, at least if more than one hyperon species becomes populated. This argument is, however, only strictly valid for free Fermi gases without interaction and we thus have to study the questions within different interaction models.

In Tables III (GM1) and IV (TM1-2 and DDH δ) the maximum mass, the radius at a gravitational mass of $1.4M_{\odot}$ and the radius at maximum mass for spherical non-rotating neutron stars are given for the different parameter sets discussed in the preceding section. In Fig. 8 the corresponding mass-radius relation are plotted, for TM1-2 on the left hand side and GM1 and DDH δ on the right hand side.

Very generally, increasing the magnitude of the vector-meson couplings allows for larger masses due to the stronger repulsion. This can be observed for all cases. Within GM1, respecting the symmetries, the maximum mass increases with decreasing z , see Table III. For TM1-2 and DDH δ no constraint is set on the isoscalar vector couplings and the maximum neutron star mass increases upon increasing those values, see Table IV.

Increasing the σ^* -couplings, leading to a stronger attraction, the maximum mass decreases. This can again be observed within all the models discussed here. For instance, taking for the isoscalar vector couplings their respective $SU(6)$ values, and choosing $g_{\sigma^*i} = 0$, a maximum mass of $\sim 1.95M_{\odot}$ is obtained for both $L = 110$ and 55 MeV within TM1-2. Increasing g_{σ^*i} reduces the maximum mass as expected, and for

Model	L [MeV]	$R_{\sigma^*\Lambda}$	$R_{\sigma^*\Xi}$	$R_{\sigma^*\Sigma}$	$R_{\omega\Lambda}$	$R_{\phi\Lambda}$	M_{max} [M_\odot]	$R_{1.4}$ [km]	R_{max} [km]	$\varepsilon^{(c)}$ [MeV fm $^{-3}$]	$n_B^{(c)}$ [fm $^{-3}$]	f_S	$U_\Lambda^{(\Lambda)}(n_0/5)$ [MeV]	$U_\Xi^{(\Xi)}(n_0/5)$ [MeV]	$U_\Sigma^{(\Sigma)}(n_0/5)$ [MeV]
TM1-2															
Y1	110	0	0	0	1	1	1.95	14.55	12.57	1028	0.86	0.15	1.7	21.1	16.17
Y2	55	0	0	0	1	1	1.94	13.43	12.02	1085	0.91	0.12	1.7	21.1	16.17
$\Lambda 1$	110	1.01	1	1	1	1	1.51	14.55	14.48	505.2	0.48	0.004	-21.8	-2.3	-7.17
$\Lambda 2$	110	1.23	1.23	1.23	1	1.5	1.74	14.55	10.61	1634	1.28	0.40	-23.8	23.1	-0.84
$\Lambda 3$	110	1.48	1.48	1.48	1	2	1.90	14.55	11.04	1458	1.15	0.31	-27.0	59.1	-12.62
$\Lambda 4$	110	1.68	1.68	1.68	1.5	2	2.13	14.55	12.20	1119	0.90	0.16	-41.1	36.0	-20.96
$\Lambda 5$	55	1.445	1.445	1.445	1	2	1.85	13.43	10.76	1482	1.17	0.26	-23.9	62.1	-9.40
$\Lambda 6$	55	1.58	1.58	1.58	1.5	2	2.09	13.43	11.85	1337	0.92	0.11	-33.7	44.4	-12.77
$\Xi 1$	110	0.3	1.42	1	1	1	1.75	14.63	14.08	722.2	0.65	0.04	-0.37	-25.82	-7.17
$\Xi 2$	55	0.3	1.42	1	1	1	1.78	13.43	12.89	921.5	0.78	0.06	-0.37	-25.26	-6.93
$\Sigma 1$	110	0.8	1	1.1	1	1.2	1.75	14.57	13.21	856.4	0.76	0.11	-9.80	11.04	-9.68
$\Sigma 2$	110	0.8	1	1.23	1	1.5	1.87	14.57	13.12	921.5	0.79	0.10	-3.74	35.11	-12.75
$\Sigma 3$	110	0.8	1	1.37	1.3	1.5	2.05	14.57	12.91	959.0	0.80	0.12	-4.19	30.36	-14.66
DDHδ															
Y4	44	1.03	0	0	1.5	0.85	2.05	12.7	11.2	1217	0.99	0.04	-5	79	62
Y5	44	1.03	1	1	1.5	0.85	2.00	12.7	11.1	1262	1.02	0.06	-5	41	24
Y6	44	1.81	2.70	1.99	1.5	1.59	2.01	12.7	10.9	1325	1.06	0.08	-0.2	-1	-0.4
$\Lambda 4$	44	1.5	0	0	1.5	0.85	2.04	12.7	10.9	1358	1.07	0.08	-48	79	62
$\Xi 1$	44	1.81	2.85	1.99	1.5	1.59	2.00	12.7	10.9	1325	1.06	0.09	-0.2	-33	-0.4

TABLE IV: Summary of results calculated within different models allowing for a free variation of the isoscalar vector couplings. The parameters used are indicated in column 2-7. $R_{\omega\Lambda}$ and $R_{\phi\Lambda}$ represent the ratio of the corresponding isoscalar vector coupling constants to their respective $SU(6)$ -values. As before, the couplings to σ^* are defined with respect to $g_{\sigma N}$. The choices of parameters named $\Lambda n, \Xi n, \Sigma n$ with $g_{\sigma^* Y} \neq 0$ originate an instability driven by the onset of Λ, Ξ or Σ , respectively. The parametrizations named Yn do not show any instability. The central energy density and baryon number density are given for the maximum mass configuration. f_S represents the integral of the strangeness fraction $Y_s/3$ over the whole star for the maximum mass configuration.

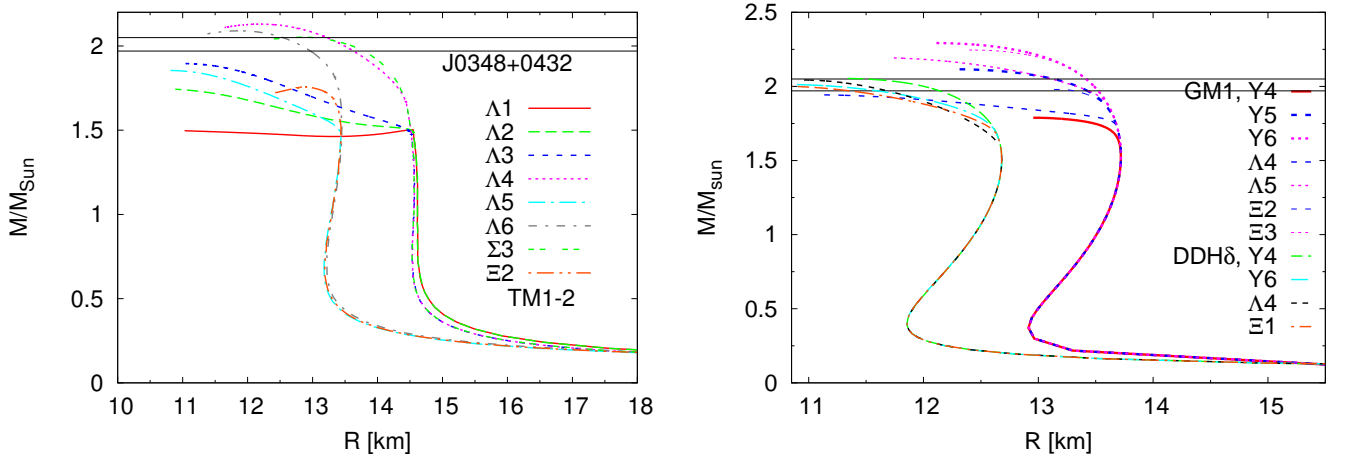


FIG. 8: (Gravitational) Mass/radius curves for spherical neutron stars for a selected choice of parameters using TM1-2 (left) and GM1/DDH δ (right). For TM1-2, we show the families of stars obtained with the parametrizations of Table IV that drive the stellar matter into an instability upon the onset of Λ . The two horizontal lines indicate the mass of PSR J0348+0432, $2.01 \pm 0.04 M_\odot$.

$g_{\sigma^*\Lambda}^{crit} = 1.01 g_{\sigma N}$ the maximum mass is $1.51 M_\odot$. If, however, no constraint is set on the isoscalar vector couplings, it is possible to choose a set of couplings which predict larger maximum masses, also above $2 M_\odot$, and still give rise to an instability driven by the onset of strangeness.

Compared with the case of $n, p, \Lambda + e$ -matter, see Sec. IV A 2, the maximum masses are reduced by the presence of other hyperon species, as expected. The effect is

more pronounced if more species enter and if their respective threshold densities are considerably below the central density of the maximum mass configuration. For instance, as can be observed from the GM1 results, for the highest value of z the maximum mass is strongly reduced with respect to the $n, p, \Lambda + e$ case and only very small for $z = 0$. The reason is that for the respective maximum mass configurations, Ξ^0 -hyperons enter for $z = 0.41$ and $z = 0.2$ in addition to Λ

and Ξ^- , whereas they are absent for the $z = 0$ models, see Fig. 9, too. Another point should be mentioned concerning these results: the effect of increasing the attraction due to a σ^* -coupling between the canonical and the critical value is more pronounced for the threshold to Λ -hyperons than for the Ξ . The reason is that the difference between the canonical and the critical value in the Ξ -channel is smaller than for the Λ -hyperons, partly because at the Ξ thresholds other hyperons are already present pushing the instability.

From all the above discussed examples, it is clear that the existence of an instability is not excluded by the neutron star maximum masses. The maximum masses are more strongly dependent on the vector couplings than on the σ^* -couplings for values between zero and the critical values, such that the allowed parameter space is still large. In addition, as discussed in Sec. IV A 2, there is no evidence that nuclear EoS with large L have to be chosen to obtain maximum masses above $2M_\odot$ with a considerable amount of hyperons in the central part.

Since for almost all the parameter sets considered here, Λ -hyperons appear first, the neutron star radii at intermediate masses still depend mainly on the properties of the purely nuclear EoS and considerable differences due to the presence of hyperons can be observed only for masses close to the respective maximum mass. For the EoS giving acceptable maximum masses, the difference in radii due to hyperons becomes clearly visible for stars with masses above roughly $1.8 M_\odot$. Therefore again, the main parameter determining the radii at intermediate masses is the slope of the symmetry energy, L , as found earlier in the context of purely nuclear models [32–34].

To illustrate this point, let us first compare the two versions of TM1-2. It should again be noted that within those models hyperons are present only in stars with $M \gtrsim 1.5 M_\odot$, such that the radius at $M = 1.4 M_\odot$ is determined by the nuclear parameters. The original parametrization TM1-2 has a very large value of the symmetry energy slope at saturation L , and, not surprisingly the radius of a $1.4 M_\odot$ star is above 14 km. However, including a non-linear $\omega\rho$ term in the Lagrangian density it is possible to decrease L . For $L = 55$ MeV, a radius of 13.4 km is obtained. The DDH δ model has an even lower value of $L = 44$ MeV and, as discussed already in Sec. IV A 2, the radius of a star with $M = 1.4 M_\odot$ is 12.7 km. Hyperons can be added to the EoS within this model without any contradiction to present neutron star mass observations.

Hence, since the maximum masses are only moderately influenced by the presence of other hyperons than Λ 's, we conclude as before that hyperons can be added to nuclear models with low symmetry energy and slope without violating the neutron star maximum mass constraint, and that in this way radii between 12-13 km can be obtained for neutron stars with the canonical mass of $1.4 M_\odot$, see the numbers given in Table IV.

3. Strangeness content of neutron star matter

In Fig. 9 we display the fractions of the different particles in neutron star matter as function of baryon number density

within GM1, varying z and g_{σ^*i} . As expected, rendering the vector repulsion stronger by choosing a smaller value of z , the respective hyperonic thresholds are shifted to higher densities. Thereby, the Cascade thresholds show a stronger z dependence than the Λ -threshold. The reason is the stronger z -dependence of the individual hyperon-meson coupling constants, see Eq. (18), induced by the symmetry requirements of the procedure used. It can be observed that all threshold densities for $z < 0.41$ are significantly lower than those in Ref. [10], i.e., hyperons are present at much lower baryon number densities. This can be explained by a different readjustment of the couplings to σ : we keep the values of the hyperon potentials in nuclear matter, $U_\Lambda^{(N)}(n_0) = -28$ MeV, $U_\Xi^{(N)}(n_0) = -18$ MeV and $U_\Sigma^{(N)}(n_0) = 30$ MeV, constant when changing the value of z . In addition, all the curves have been calculated with nonzero coupling to σ^* .

The observed dependence on the attraction furnished by σ^* is no surprise. Increasing g_{σ^*i} , the threshold density for hyperon i is lowered and its abundance is globally increased. In particular, on the right panel it can be seen that for a strongly attractive coupling of Ξ -hyperons, although, due to the much higher mass of the Ξ with respect to Λ , the latter threshold still remains the lowest one, at densities beyond the Ξ^0 -threshold, Λ -hyperons become the less abundant ones. This is again an example which shows to which extent the composition of the core of neutron stars depends on the interactions between different particles and the necessity of more experimental data to pin down the neutron star composition.

The fractions of particles plotted in Fig. 10 were calculated within TM1-2 ($L = 110$ MeV) and TM1-2 with the $\omega\rho$ nonlinear term ($L = 55$ MeV). In case of an existing instability, it is driven by the hyperon indicated in the name of the parametrization, see Table IV. Some additional comments are in order:

- a) for the hyperon potentials chosen and taking for the isoscalar vector mesons the $SU(6)$ couplings, the first hyperon to set in is always the Λ followed by the Ξ^- ;
- b) increasing the strength of the $g_{\phi Y}$ coupling with respect to its $SU(6)$ value disfavors the onset of Ξ due to the large strangeness of these hyperons and the onset of Λ is followed by the onset of Σ^- ;
- c) increasing the strength of the $g_{\omega Y}$ coupling with respect to its $SU(6)$ -value will disfavor more strongly the onset of Σ and Λ , and, therefore, it may happen that the Ξ^- onset density is the lowest, mainly if $L = 55$ MeV, the latter having a larger $g_{\rho i}$ favoring negatively charged hyperons;
- d) taking the smaller value of the symmetry energy slope, $L = 55$ MeV, the Λ -hyperons set in at larger densities, and the Σ -hyperons at smaller densities. The total strangeness inside the maximum mass star is smaller for the EoS with smaller L .

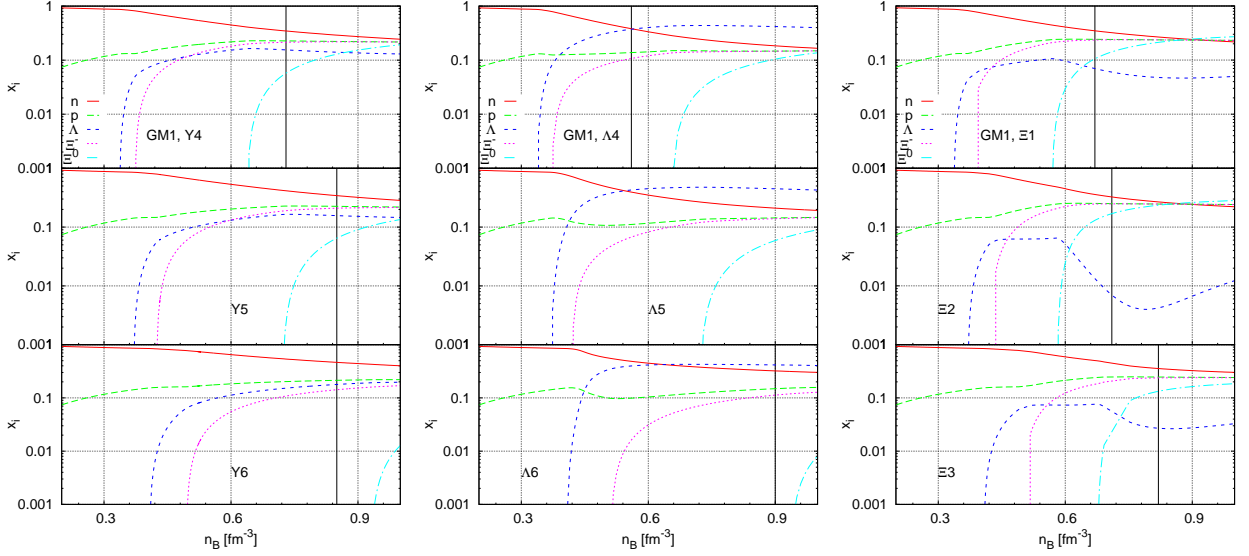


FIG. 9: Particle fractions in neutron star matter ($x_i = n_i/n_B$) for the different parameter sets discussed above within GM1. The vertical lines indicate the central density of the respective maximum mass configurations.

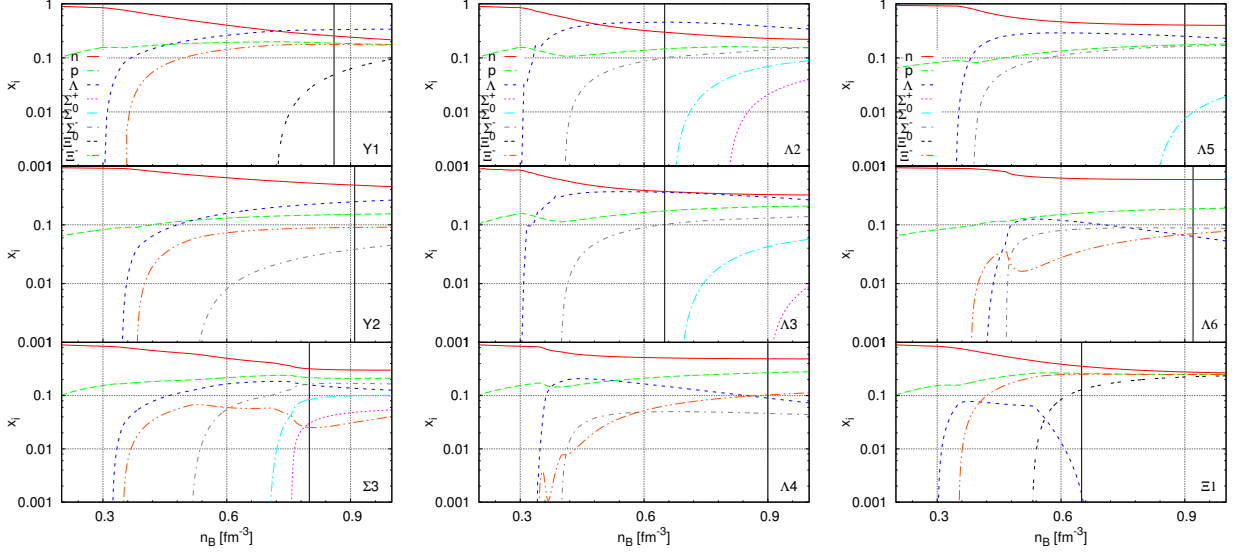


FIG. 10: Particle fractions in neutron star matter ($x_i = n_i/n_B$) for the different parameter sets discussed above within TM1-2. The vertical lines indicate the central density of the respective maximum mass configurations.

V. SUMMARY AND CONCLUSIONS

We have investigated neutron star matter including hyperonic degrees of freedom within an RMF approach. For the nucleonic EOS we have considered the GM1 parametrization [25], the DDH δ [28], and some variations of the TM1 parametrization [30] with a smaller symmetry energy slope L and/or a harder EoS at large densities [26]. The hyperon-nucleon interactions have been adjusted to existing experimental data. Thereby we have followed two different strategies in the isoscalar vector sector: either symmetry constraints [36] have been imposed, relaxing the $SU(6)$ -

symmetry to fix the couplings as done in several recent works [10, 14, 29] or no particular symmetry has been assumed between hyperonic and nuclear couplings. For the hyperon-hyperon interaction, that in the present formalism is described through the mesons with hidden strangeness, σ^* and ϕ , the couplings g_{σ^*i} have been varied freely, and, in particular, they have been chosen strong enough to originate an instability with the onset of hyperons; whereas for the coupling to ϕ , the prescription for the isoscalar vector sector has been followed.

Our main focus has been to study the possibility that an instability driven by the onset of hyperons could exist, the neu-

tron star maximum mass, and the strangeness content of neutron star matter. We have looked at the radii of intermediate mass neutron stars with EoS containing hyperons, too. The existence of an instability as trace of a first order phase transition was identified by analyzing the curvature of the thermodynamical potential with respect to the baryonic, strangeness and leptonic densities. In all our studies at most one negative eigenvalue, corresponding to the direction in density space, in which density fluctuations get spontaneously and exponentially amplified in order to achieve phase separation, has been found.

First we have studied n, p, e , and Λ matter in β -equilibrium, and showed that it was possible to choose a set of parameters that gives rise to an instability driven by the onset of Λ s and still predict a maximum star mass of the order of $2M_{\odot}$, and stars with a mass of $\sim 1.4M_{\odot}$ with a radius of 12 – 13 km. It was shown that the hyperon content is very sensitive to the attraction furnished by a coupling to σ^* and that the absolute value of the hyperon content is strongly model dependent. The $npe\Lambda$ calculations are far from excluding hyperons from neutron stars. The price to pay for having an instability is, however, a very strong Λ - Λ -attraction, which is in contradiction with the actual experimental information.

In a second step we have considered the whole baryonic octet. Again, it was shown that a particular choice of the coupling parameters g_{σ^*i} , $g_{\phi i}$, and $g_{\omega i}$ allowed the construction of EoS giving rise to star masses as high as $2M_{\odot}$, which, in addition, predict the occurrence of instabilities at the onset of hyperons. In particular, it was shown that it is possible to have an instability driven by the onset of the Λ , the Ξ or the Σ hyperons depending on the choice of the coupling parameters. The coupling parameters will also determine the different hyperon species and the strangeness fraction occurring inside a neutron star. Presently, the scarce amount of experimental information on the hyperon sector, leaves too much freedom in adjusting the interaction parameters, to give a definite answer about the composition of neutron star matter with hyperons.

It was also shown that the neutron star radii at intermedi-

ate masses depend mainly on the properties of the purely nuclear EoS and considerable differences due to the presence of hyperons can be observed only for masses close to the respective maximum mass. The main parameter determining the radii at intermediate masses is the slope of the symmetry energy, L , as found earlier [32–34]. It was shown that hyperons can be added to nuclear models with low symmetry energy and slope without violating the neutron star maximum mass constraint, and that in this way radii between 12–13 km can be obtained for neutron stars with the canonical mass of $1.4M_{\odot}$. From rather general arguments it seems indeed difficult to obtain even lower radii with an EoS satisfying the maximum mass constraint [62]. In fact, for almost all the parameter sets considered, the Λ -hyperons appear first, and the hyperons are present only in stars with $M \gtrsim 1.5M_{\odot}$, such that the radius at $M = 1.4M_{\odot}$ is determined by the nuclear parameters. Contrary to [20] we could get hyperonic stars described within a RMF calculation with a mass $M = 2M_{\odot}$ or above, and still satisfying the semi-empirical constraint on the pressure of neutron star matter at saturation density [35].

A selection of the EoS presented in this paper is publicly available on the Compose web site [63], <http://compose.obspm.fr>.

Acknowledgments

This work has been partially funded by the SN2NS project ANR-10-BLAN-0503 and by Project PEst-OE/FIS/UI0405/2014 developed under the initiative QREN financed by the UE/FEDER through the program COMPETE/FCT, and it has been supported by NewCompstar, COST Action MP1304. Ad. R. R acknowledges partial support from the Romanian National Authority for Scientific Research under grants PN-II-ID-PCE-2011-3-0092 and PN 09 37 01 05 and kind hospitality from LPC-Caen and LUTH-Meudon.

-
- [1] N. Glendenning, Phys. Lett. **B114**, 392 (1982).
 - [2] P. B. Demorest, T. Pennucci, S. M. Ransom, M. S. Roberts, J. W. Hessels, Nature **467**, 1081 (2010)
 - [3] J. Antoniadis *et al.*, Science **340**, 6131 (2013).
 - [4] J. L. Zdunik and P. Haensel, Astron. Astrophys. **551** (2013) A61.
 - [5] A. Drago, A. Lavagno, G. Pagliara and D. Pigato, arXiv:1407.2843 [astro-ph.SR].
 - [6] F. Hofmann, C.M. Keil, H. Lenske, Phys. Rev. C **64**, 025804 (2001)
 - [7] J. Rikovska-Stone, P. A. M. Guichon, H. H. Matevosyan and A. W. Thomas, Nucl. Phys. A **792** (2007) 341
 - [8] I. Bednarek, P. Haensel, J.L. Zdunik, M. Bejger, and R. Manka, Astron. Astrophys. **543**, A157 (2012).
 - [9] S. Weissenborn, D. Chatterjee and J. Schaffner-Bielich, Nucl. Phys. **A881**, 62 (2012).
 - [10] S. Weissenborn, D. Chatterjee, and J. Schaffner-Bielich, Phys. Rev. C **85** (2012) 065802
 - [11] L. Bonanno and A. Sedrakian, Astron. Astrophys. **529**, A16 (2012).
 - [12] M. Oertel, A. F. Fantina, and J. Novak Phys. Rev. C **85**, 055806 (2012).
 - [13] G. Colucci and A. Sedrakian, Phys. Rev. C **87** (2013) 055806.
 - [14] L.L. Lopes and D.P. Menezes, Phys. Rev. C **89** (2014) 025805.
 - [15] S. Banik, M. Hempel and D. Bandyopadhyay, Astrophys. J. Suppl. **214** (2014) 2, 22.
 - [16] E. N. E. van Dalen, G. Colucci and A. Sedrakian, Phys. Lett. **B** 734 (2014) 383.
 - [17] T. Katayama, K. Saito, arxiv.org:1410.7166.
 - [18] R. O. Gomes, V. Dexheimer, S. Schramm and C. A. Z. Vasconcellos, arXiv:1411.4875 [astro-ph.SR].
 - [19] A. R. Raduta, F. Gulminelli and M. Oertel, arXiv:1406.0395 [nucl-th].
 - [20] M. Fortin, J. L. Zdunik, P. Haensel and M. Bejger, arXiv:1408.3052 [astro-ph.SR].
 - [21] F. Gulminelli, Ad. R. Raduta, and M. Oertel Phys. Rev. C **86**,

- 025805 (2012).
- [22] F. Gulminelli, Ad. R. Raduta, M. Oertel, and J. Margueron, *Phys. Rev. C* **87**, 055809 (2013).
- [23] J. Schaffner-Bielich and A. Gal, *Phys. Rev. C* **62** (2000) 034311
- [24] M. Dutra et al., arXiv.org:1405.3633.
- [25] N. K. Glendenning and S. A. Moszkowski, *Phys. Rev. Lett.* **67**, 2414 (1991)
- [26] C. Providência and A. Rabhi, *Phys. Rev. C* **87**, 055801 (2013).
- [27] S.S. Avancini *et al.*, *Phys. Rev. C* **79** (2009) 035804.
- [28] T. Gaitanos *et al.*, *Nucl. Phys.* **A732**, 24 (2004).
- [29] T. Miyatsu, M-K Cheoun, K. Saito, arXiv:1304.2121
- [30] Y. Sugahara and H. Toki, *Nucl. Phys.* **A579**, 557 (1994).
- [31] P. Danielewicz, R. Lacey, and W. G. Lynch, *Science* **298**, 1592 (2002).
- [32] C. J. Horowitz and J. Piekarewicz, *Phys. Rev. C* **64**, 062802 (2001).
- [33] J. Carriere, C. J. Horowitz, and J. Piekarewicz, *AstroPhys. J.* **593**, 463 (2003).
- [34] R. Cavagnoli, D. P. Menezes, and C. Providência, *Phys. Rev. C* **84**, 065810 (2011).
- [35] K. Hebeler, J M Lattimer, C. J. Pethick, A. Schwenk, *ApJ.* **773**, (2013).
- [36] J. Schaffner and I. N. Mishustin, *Phys. Rev. C* **53** (1996) 1416.
- [37] P. H. Pile *et al.*, *Phys. Rev. Lett.* **66**, 2585 (1991); T. Hasegawa *et al.*, *Phys. Rev. C* **53**, 1210 (1996); H. Hotchi *et al.*, *Phys. Rev. C* **64**, 044302 (2001).
- [38] P. Khaustov *et al.*, *Phys. Rev. C* **61**, 054603 (2000).
- [39] P. K. Saha *et al.*, *Phys. Rev. C* **70**, 044613 (2004); M. Kohno, Y. Fujiwara, Y. Watanabe, K. Ogata, and M. Kawai, *Phys. Rev. C* **74**, 064613 (2006).
- [40] T. Nagae *et al.*, *Phys. Rev. Lett.* **80**, 1605 (1998).
- [41] I. Vidana, A. Polls, A. Ramos, and H.-J. Schulze, *Phys. Rev. C* **64**, 044301 (2001).
- [42] E.Khan et al, private communication and in preparation.
- [43] G. B. Franklin, *Nucl. Phys.* **A585**, 83c (1995).
- [44] S. Aoki *et al.*, *Nucl. Phys.* **A828**, 191 (2009).
- [45] J. K. Ahn *et al.*, *Phys. Rev. C* **88**, 014003 (2013).
- [46] J. Schaffner *et al.*, *Annals of physics* **235**, 35 (1994).
- [47] S. S. Avancini, L. Brito, Ph. Chomaz, D. P. Menezes, and C. Providência *Phys. Rev. C* **74**, 024317
- [48] C. Ducoin, Ph. Chomaz, and F. Gulminelli, *Nucl. Phys. A* **771**, 68 (2006).
- [49] C. Ducoin, C. Providência, A. M. Santos, L. Brito, and Ph. Chomaz *Physical Review C* **78**, 055801 (2008)
- [50] C. Ducoin, K. H. O. Hasnaoui, P. Napolitani, Ph. Chomaz and F. Gulminelli, *Phys. Rev. C* **75** 065805 (2007).
- [51] C. Providencia, L. Brito, S. S. Avancini, D. P. Menezes and Ph. Chomaz, *Phys. Rev. C* **73**, 025805 (2006).
- [52] M. E. Gusakov, P. Haensel, E. M. Kantor, *MNRAS* **439** (2014) 318.
- [53] A. Rios et al, *Phys. Rev. C* **71**, 055802 (2005); D.Lopez-Val et al, *PHys. Rev. C* **74**, 068801 (2006).
- [54] B. D. Serot and J. D. Walecka, *Int. J. Mod. Phys.E6*, 515 (1997), arXiv:nucl-th/9701058.
- [55] L. Brito, Ph. Chomaz, D. P. Menezes, and C. Providência, *Phys. Rev. C* **76**, 044316 (2007).
- [56] R. C. Tolman, *Proc. Nat. Sci. USA* **20**,3 (1934); J. R. Oppenheimer and G. M. Volkoff, *Phys. Rev.* **55**, 374 (1939).
- [57] G. Baym, C. Pethick, and P. Sutherland, *Astrophys. J.* **134**, 683 (1971)
- [58] S. Guillot, M. Servillat, N. A. Webb, R. E. Rutledge, *Astrophysical Journal* **772**, 29 (2013).
- [59] C. O. Heinke *et al.*, arXiv:1406.1497 [astro-ph.HE].
- [60] C. Ishizuka, A. Ohnishi, presentation at NICXIII (2014).
- [61] C. Providência, in preparation.
- [62] A. Kurkela, E. S. Fraga, J. Schaffner-Bielich and A. Vuorinen, *Astrophys. J.* **789** (2014) 127
- [63] S. Typel, M. Oertel and T. Klähn, arXiv:1307.5715 [astro-ph.SR].
- [64] Let us stress that for the stability analysis we assume that the time-scale of potential density fluctuations is such that equilibrium with respect to strong interaction is always maintained. This allows to reduce the nine dimensional space of all densities to a three dimensional one. In this sense our study corresponds to the semi-frozen case of Ref. [52].
- [65] Please note that for vanishing $g_{\sigma^* \Lambda}$, as always assumed in the recent literature, in most cases no attraction at all in the Λ -potential is observed.